



# SOUTHERN CONFERENCE MEN'S BASKETBALL

# 2022-23



702 North Pine Street, Spartanburg, SC 29303 • 864-591-5100 • Fax: 864-591-3448

Phil Perry, Associate Commissioner for Media Relations (MBK contact)

facebook.com/SouthernConference • twitter.com/SoConSports • instagram.com/SouthernConference

## 2022-23 SOUTHERN CONFERENCE BASKETBALL STANDINGS

	Conference					Overall					
	W-L	Pct.	H	A	ST	W-L	Pct.	H	A	N	ST
Samford	15-2	.882	8-0	7-2	W7	21-9	.700	13-2	8-7	0-0	W7
Furman	14-3	.824	8-1	6-2	W2	23-7	.767	15-2	7-3	1-2	W2
UNCG	14-3	.824	7-2	7-1	W2	20-10	.667	11-3	8-5	1-2	W2
Western Carolina	9-8	.529	5-3	4-5	L1	16-14	.533	8-5	6-9	2-0	L1
Chattanooga	7-10	.412	4-5	3-5	L2	15-15	.500	9-7	6-8	0-0	L2
Wofford	7-10	.412	4-4	3-6	L1	15-15	.500	11-4	4-11	0-0	L1
ETSU	7-10	.412	3-5	4-5	W1	11-19	.367	6-9	4-9	1-1	W1
Mercer	5-12	.294	2-6	3-6	L5	12-18	.400	6-7	4-10	2-1	L5
The Citadel	5-12	.294	3-6	2-6	L2	10-20	.333	5-9	4-10	1-1	L2
VMI	2-15	.118	1-8	1-7	W1	7-23	.233	6-8	1-13	0-2	W1

## UPCOMING SCHEDULE (ALL TIMES EASTERN)

### Feb. 25 (Saturday)

- \*The Citadel at Mercer, 2 p.m. ESPN+
- \*Furman at Samford, 2 p.m. CBSSN
- \*UNCG at ETSU, 4 p.m. WCYB/ESPN+
- \*VMI at Western Carolina, 4 p.m. ESPN+
- \*Chattanooga at Wofford, 7 p.m. Nexstar/ESPN+

### Ingles SoCon Games of the Week Nexstar affiliates

WMYT/My 12 (Charlotte)  
WYCW/The CW62 (Greenville/Spartanburg/Asheville)

**Play-by-play:** David Jackson  
**Analyst:** Ralph Patterson

### March 3 (Friday)

- Ingles SoCon Championship ESPN+  
5 p.m., 7:30 p.m.  
(Harrah's Cherokee Center – Asheville; Asheville N.C.)

### March 4 (Saturday)

- Ingles SoCon Championship Nexstar/ESPN+  
12 p.m., 2:30 p.m., 6 p.m., 8:30 p.m.  
(Harrah's Cherokee Center – Asheville; Asheville N.C.)

### March 5 (Sunday)

- Ingles SoCon Championship ESPNU/ESPNEWS  
4 p.m., 6:30 p.m.  
(Harrah's Cherokee Center – Asheville; Asheville N.C.)

### March 6 (Monday)

- Ingles SoCon Championship ESPN  
7 p.m.  
(Harrah's Cherokee Center – Asheville; Asheville N.C.)

\* Southern Conference game  
All times Eastern

## SoCon PLAYER OF THE WEEK (2/20)

### Bubba Parham, Sr., G, Samford

Samford guard Bubba Parham has been named the Southern Conference Men's Basketball Player of the Week for all contests from Feb. 13-19 after averaging 20.0 points per game in a pair of conference wins on the week.

In Wednesday's battle of first-place squads, Parham scored a season- and game-high 21 points in Samford's 83-71 takedown of UNCG. Parham was 5-for-9 (.556) from the floor, including a 4-for-7 (.571) effort from 3-point range. He was 7-for-9 (.778) from the free-throw line on the evening and added two rebounds, two assists and three steals as the Bulldogs moved into solo possession for first place in the SoCon standings with the win over the Spartans and Furman's loss earlier that evening.

Three days later, Parham scored a team-best 19 points, his second-highest point total of the season, and added four rebounds and two assists in his return to Lexington, Virginia. The senior from Snellville, Georgia, was 7-for-8 (.875) from the floor and went 5-for-6 (.833) from beyond the arc as the Bulldogs cruised to a 96-61 win over VMI, for whom Parham starred from 2017-19, earning SoCon Freshman of the Year honors in 2017-18 and All-SoCon honors in 2018-19.

For the week, Parham averaged 3.0 rebounds, 2.0 assists and 1.5 steals per game in addition to his 20.0 points per contest. He shot 70.6 percent from the floor (12-for-17) and 69.2 percent from 3-point range (9-for-13).



## NOTES

• **Eight of the 10 seeds in the Ingles Southern Conference Basketball Championship are still up for grabs Saturday** as all 10 teams take the floor for the final day of the regular season.

• **Samford has already earned at least a share of the SoCon regular-season title** but can claim it outright with a win over Furman on Saturday. The Paladins would claim a share of their own with a win over the Bulldogs, while UNCG would also get a piece of the title with a win and a Samford loss.

• **The drama at the top of the standings will play out on national television**, as the Furman/Samford contest will air live on CBS Sports Network at 2 p.m. ET / 1 p.m. CT.

• **If Furman beats Samford and UNCG loses, the Paladins and Bulldogs would share the regular-season title** and Furman would claim the No. 1 seed in next week's tournament.

• **In the event of a three-way tie at 15-3, Furman would have the tiebreaker** for the No. 1 seed, followed by Samford at No. 2 and UNCG at No. 3.

• **ETSU, Chattanooga and Wofford enter play Saturday tied at 7-10 in the SoCon**, but the Mocs and Terriers play each other in the Ingles SoCon Game of the Week (available on select Nexstar affiliates), eliminating the chance of a three-way tie.

• **Mercer hosts The Citadel on Saturday in a preview of next Friday's 5 p.m. game.** The squads enter play this weekend tied at 5-12, with the winner getting the No. 8 seed and the loser taking the No. 9 seed.

• **The only two seeds that are locked are Western Carolina at No. 4 and VMI at No. 10.**

• **There were several big-time performances in winning efforts throughout the league Wednesday:**

- UNCG's Keyshaun Langley scored a career-best 28 points in the Spartans' 71-52 win over Western Carolina.

- ETSU's Jordan King had 27 points in a 78-70 win over The Citadel.

- Furman's Jalen Slawson had season-best 27 points and seven rebounds in a 70-67 win over Mercer, the Paladins' 17th in a row over the Bears.

- Jermaine Marshall scored a career-best 25 points in a 75-70 win over Chattanooga that clinched at least a share of the Bulldogs' first regular-season SoCon title.

- VMI freshman Ricky Bradley Jr. scored a career-high 25 points and classmate Asher Woods added 21 as VMI rallied from a 10-point deficit in the final 2:27 of regulation to force overtime, where it pulled out an 87-83 win over Wofford.

• **UNCG's win over Western Carolina was its 20th of the season, giving the Spartans six 20-win seasons in the last seven years.**

• **With Furman's win over Mercer, Slawson and Mike Bothwell joined former teammate Alex Hunter atop the Paladins' record book for wins in their careers with 111.**

# 2023 INGLES SOUTHERN CONFERENCE MEN'S BASKETBALL CHAMPIONSHIP

MARCH 3-6 • HARRAH'S CHEROKEE CENTER – ASHEVILLE  
ASHEVILLE, N.C.

**FRIDAY  
MARCH 3**

**SATURDAY  
MARCH 4**

**SUNDAY  
MARCH 5**

**MONDAY  
MARCH 6**

No. 8 seed

Session 1, Game 1  
March 3, 5 p.m.



No. 9 seed

Session 2, Game 3  
March 4, 12 p.m.



No. 1 seed

No. 4 seed

Session 2, Game 4  
March 4, 2:30 p.m.



No. 5 seed

Session 4, Game 7  
March 5, 4 p.m.



CHAMPIONSHIP GAME

Session 5, Game 9  
March 6, 7 p.m.



No. 7 seed

Session 1, Game 2  
March 3, 7:30 p.m.



No. 10 seed

Session 3, Game 5  
March 4, 6 p.m.



No. 2 seed

No. 3 seed

Session 3, Game 6  
March 4, 8:30 p.m.



No. 6 seed

Session 4, Game 8  
March 5, 6:30 p.m.



## ACTIVE SoCon CAREER LEADERS\*

### Points scored (SoCon career rank)

1,900	Mike Bothwell, FUR, 5th
1,851	Jake Stephens, UTC, Gr.
1,417	Bubba Parham, SAM, Sr.
1,428	Jalen Slawson, FUR, 5th
1,150	Keyshaun Langley, UNCG, Sr.

### Points scored per game (min. 800 points)

17.61	Ques Glover (810/46 GP), SAM, Jr.
15.40	Bubba Parham (1,417/92), SAM, Sr.
14.85	Jordan King (921/62), ETSU, Jr.
14.00	B.J. Mack (1,148/82), WOF, Sr.
13.22	Jake Stephens (1,851/140), UTC, Gr.

### Field-goal percentage (min. 240 made)

.631	Messiah Jones (320-507), WOF, Sr.
.532	Stephen Clark (421-792), CIT, Sr.
.518	Jalen Slawson (507-979), FUR, 5th
.518	Logan Dye (426-823), SAM, Sr.
.516	Mohammed Abdulsalam (306-593), UNCG, Gr.

### 3-point field goals made

231	Jake Stephens, UTC, Gr.
230	Bubba Parham, SAM, Sr.
214	Keyshaun Langley, UNCG, Sr.
199	Sean Conway, VMI, Sr.
188	Mike Bothwell, FUR, 5th

### 3-point field-goal percentage (min. 120 made)

.384	Jake Stephens (231-602), UTC, Gr.
.376	Bubba Parham (230-612), SAM, Sr.
.372	A.J. Caldwell (165-444), UTC, R-Sr.
.370	Jordan King (158-427), ETSU, Jr.
.369	Sean Conway (199-539), VMI, Sr.

### Free-throw percentage (min. 110 made)

.842	Jackson Paveletzke (112-133), WOF, Fr.
.828	Keyshaun Langley (178-215), UNCG, Sr.
.825	Mike Bothwell (364-441), FUR, 5th
.818	Jordan King (117-143), ETSU, Jr.
.814	B.J. Mack (193-237), WOF, Sr.

### Rebounds

934	Jake Stephens, UTC, Gr.
799	Jalen Slawson, FUR, 5th
720	Mohammed Abdulsalam, UNCG, Gr.
561	Sean Conway, VMI, Sr.
541	Stephen Clark, CIT, Sr.

### Rebounds per game (min. 280 rebounds)

7.31	Jermaine Marshall (424/58 GP), SAM, Jr.
6.67	Jake Stephens (934/140), UTC, Gr.
6.52	Vonterius Woolbright (365/56), WCU, Sr.
5.44	Jalen Slawson (799/147), FUR, 5th
5.32	Jaden Seymour (314/59), ETSU, So.

### Blocked shots

200	Jake Stephens, UTC, Gr.
191	Stephen Clark, CIT, Sr.
174	Jalen Slawson, FUR, 5th
68	Logan Dye, SAM, Sr.
63	Tyler Harris, WCU, Sr.

### Steals

187	Jalen Slawson, FUR, 5th
159	Keyshaun Langley, UNCG, Sr.
155	Mike Bothwell, FUR, 5th
141	Kobe Langley, UNCG, Sr.
102	A.J. Caldwell, UTC, R-Sr.

### Assists

363	Mike Bothwell, FUR, 5th
355	Jake Stephens, UTC, Gr.
351	Jalen Slawson, FUR, 5th
285	Keyshaun Langley, UNCG, Sr.
276	Stephen Clark, CIT, Sr.

### Assists per game (min. 150 assists)

4.43	Vonterius Woolbright (248/56 GP), WCU, Sr.
3.59	Ques Glover (165/46), SAM, Jr.
3.23	Dante Treacy (200/62), UNCG, Sr.
2.86	Bubba Parham (263/92), SAM, Sr.
2.76	Jordan King (171/62), ETSU, Jr.

\*Stats accrued at SoCon schools only

## SoCon RECORD BOOK

		TEAM	
<b>3-point field goals made</b>			
<b>Game</b>			
1. 24	VMI vs. Furman	2/12/15	
2. 23	The Citadel vs. Mid-Atlantic Christian	11/12/18	
	The Citadel vs. High Point	11/27/18	
4. 22	Georgia Southern vs. Chattanooga	1/17/05	
	The Citadel vs. UNCG	2/28/19	
	Samford vs. Belhaven	12/21/20	
	Furman vs. North Greenville	11/9/21	
	VMI vs. Carlow	11/9/21	
	<b>22 Chattanooga vs. Covenant</b>	<b>11/19/22</b>	
10. 21	Furman vs. Virginia Intermont	12/29/04	
	VMI vs. Johnson	11/18/14	
	The Citadel vs. Ogelthorpe	11/10/17	
	Furman vs. North Greenville	11/15/18	
	VMI vs. Campbellsville-Harrodsburg	12/15/20	
	Furman vs. South Carolina State	12/21/20	
	<b>21 Furman vs. Western Carolina</b>	<b>1/19/22</b>	
<b>Rebounds</b>			
<b>Game</b>			
1. 78	George Wash. vs. Georgetown	1968-69	
2. 76	Davidson vs. VMI	1/8/70	
3. 70	VMI vs. Mid-Atlantic Christian	12/2/14	
	<b>4. 69 The Citadel vs. Morris</b>	<b>11/15/22</b>	
5. 68	Davidson vs. Emory	11/9/07	
6. 67	The Citadel vs. Clemson	11/25/00	
	The Citadel vs. Johnson	11/13/16	
8. 65	Georgia Southern vs. UC Davis	11/12/06	
9. 64	ETSU vs. Reinhardt	12/3/18	
	<b>64 Western Carolina vs. Brescia</b>	<b>11/13/22</b>	
<b>Free-throw percentage</b>			
<b>Game (minimum 14 made)</b>			
	<b>Pct.</b>	<b>FT-FTA</b>	
1. 100.0	31-31	Marshall vs. Davidson	12/17/79
2. 21-21	Davidson vs. Chattanooga	1/14/78	
	21-21	The Citadel vs. Col. of Charleston	1/13/88
4. 20-20	The Citadel vs. Army	11/9/13	
5. 19-19	Davidson vs. Furman	1/10/63	
	19-19	The Citadel vs. VMI	1968
	19-19	ETSU vs. UNCG	3/6/17
8. 18-18	Western Caro. vs. Davidson	1/5/02	
	18-18	The Citadel vs. ETSU	2/26/15
10. 17-17	Western Carolina vs. App State	1/15/11	
	<b>17-17</b>	<b>The Citadel at VMI</b>	<b>1/21/23</b>
<b>INDIVIDUAL</b>			
<b>Blocked shots</b>			
<b>Career</b>			
1. 349	Kyle Hines, UNCG	2004-08	
2. 308	Rans Brempong, WCU	2001-05	
3. 270	Justin Tuoyo, UTC	2014-17	
4. 269	George Singleton, FUR	1981-84	
5. 238	Jody Lumpkin, CofC	1998-01	
6. 222	James Dickey, UNCG	2016-20	
7. 220	Jeremy Clayton, APP	2004-08	
8. 215	Kirill Misyuchenko, CIT	1995-98	
9. 213	Lucas Troutman, Elon	2010-14	
10. 202	Lewis Preston, VMI	1990-93	
---			
<b>200</b>	<b>Jake Stephens, VMI/UTC</b>	<b>2018-pr.</b>	

## SoCon COACHING RECORDS

Coach, school	Career (yrs.)	School (yrs.)	SoCon (yrs.)
Ed Conroy, The Citadel	192-240 (14th)	59-96 (5th)	34-59 (5th)
Desmond Oliver, ETSU	26-36 (2nd)	Same	14-21 (2nd)
Bob Richey, Furman	134-54 (6th)	Same	77-27 (6th)
Greg Gary, Mercer	77-104 (6th)	60-60 (4th)	32-38 (4th)
Mike Jones, UNCG	211-175 (12th)	37-25 (2nd)	23-12 (2nd)
Bucky McMillan, Samford	48-33 (3rd)	Same	27-19 (3rd)
Dan Earl, Chattanooga	88-154 (8th)	15-15 (1st)	41-98 (8th)
Andrew Wilson, VMI	7-23 (1st)	Same	2-15 (1st)
Justin Gray, Western Carolina	27-35 (2nd)	Same	14-21 (2nd)
Dwight Perry, Wofford (interim)	10-11 (1st)	Same	7-10 (1st)

## SoCon PLAYERS OF THE WEEK

Nov. 14	Jake Stephens, Gr., C, Chattanooga
Nov. 21	Mike Bothwell, 5th, G, Furman
Nov. 28	Jake Stephens, Gr., C, Chattanooga
Dec. 5	Jake Stephens, Gr., C, Chattanooga
Dec. 12	Jake Stephens, Gr., C, Chattanooga
Dec. 19	Jake Stephens, Gr., C, Chattanooga
Dec. 26	Jackson Paveletzke, Fr., G, Wofford
Jan. 2	Logan Dye, Sr., F, Samford
Jan. 9	Jake Stephens, Gr., C, Chattanooga
Jan. 16	Jordan King, Jr., G, ETSU
Jan. 23	Jermaine Marshall, Jr., F, Samford
Jan. 30	Jalyn McCreary, R-Jr., F, Mercer
Feb. 6	Jalen Slawson, 5th, F, Furman
Feb. 13	Tre Jackson, R-Jr., G, Western Carolina
Feb. 20	Bubba Parham, Sr., G, Samford
Feb. 27	

## SoCon PLAYERS OF THE MONTH

November	Jake Stephens, Gr., C, Chattanooga
December	Jake Stephens, Gr., C, Chattanooga
January	Jalen Slawson, 5th, F, Furman
February	

## NATIONAL/REGIONAL HONORS

### USBWA Oscar Robertson Trophy Midseason Watch List

Jake Stephens, Gr., C, Chattanooga

### Karl Malone Award Watch List

Jalen Slawson, 5th, F, Furman

### Lou Henson Award Watch List

Mike Bothwell, 5th, G, Furman  
Jalen Slawson, 5th, F, Furman  
Ques Glover, Jr., G, Samford  
Jake Stephens, Gr., C, Chattanooga

### Field of 68 National Player of the Week

Dec. 19 .....Mike Bothwell, 5th, G, Furman

### USBWA Oscar Robertson National Player of the Week

Dec. 20 .....Jake Stephens, Gr., C, Chattanooga

### College Sports Communicators Academic All-District

Jamarius Hairston, ETSU

## SPECIALTY STATS LEADERS

40-point games	Ovr.	SoCon
Jordan King, ETSU	1	1
Tre Jackson, WCU	1	1

30-point games	Ovr.	SoCon
Jake Stephens, UTC	4	2
Mike Bothwell, FUR	2	0
Jordan King, ETSU	1	1
Tre Jackson, WCU	1	1
Vonterius Woolbright, WCU	1	1

20-point games	Ovr.	SoCon
Stephen Clark, CIT	10	5
Mike Bothwell, FUR	10	4
Jake Stephens, UTC	10	3
Jalyn McCreary, MER	9	4
B.J. Mack, WOF	9	7
Jackson Paveletzke, WOF	9	5
Jordan King, ETSU	8	7
Jamal Johnson, UTC	8	6
Austin Ash, CIT	7	2
Jalen Haynes, ETSU	7	5
Jalen Slawson, FUR	7	5
Asher Woods, VMI	7	3
Sean Conway, VMI	6	1
Logan Dye, SAM	5	4
Tre Jackson, WCU	5	3
Vonterius Woolbright, WCU	5	4
Marcus Foster, FUR	4	3
Keyshaun Langley, UNCG	4	4
Ques Glover, SAM	4	3
JP Pegues, FUR	3	1
Keondre Kennedy, UNCG	3	1
Jermaine Marshall, SAM	3	3
Rickey Bradley, VMI	3	2
Tony Felder, VMI	3	0
Tyzaun Claude, WCU	3	1
Justice Smith, ETSU	2	1
Garrett Hein, FUR	2	1
Sam Alexis, UTC	2	1
Russell Jones Jr., WCU	2	2
Madison Durr, CIT	1	0
Elijah Morgan, CIT	1	0
Josh Taylor, ETSU	1	0
DeAnthony Tipler, ETSU	1	0
Luis Hurtado Jr., MER	1	0
Kamar Robertson, MER	1	0
Shawn Walker Jr., MER	1	0
Michael Zanoni, MER	1	0
Mohammed Abdulsalam, UNCG	1	1
Mikeal Brown-Jones, UNCG	1	0
Achor Achor, SAM	1	0
Bubba Parham, SAM	1	1
Demetrius Davis, UTC	1	1
Devin Butler, VMI	1	0
Tyler Houser, VMI	1	1
Carson McCorkle, WOF	1	1

20-rebound games	Ovr.	SoCon
Jake Stephens, UTC	1	0

10-rebound games	Ovr.	SoCon
Jake Stephens, UTC	11	4
Tyzaun Claude, WCU	10	5
Jalen Slawson, FUR	8	4
Taeshaud Jackson, VMI	7	7
Mohammed Abdulsalam, UNCG	6	4
Jaden Seymour, ETSU	5	3
Stephen Clark, CIT	4	2
David Craig, MER	4	0
Keondre Kennedy, UNCG	4	2
Jermaine Marshall, SAM	4	4
Vonterius Woolbright, WCU	4	2
Jalen Haynes, ETSU	3	2
Luis Hurtado Jr., MER	3	1
Sean Conway, VMI	3	1
Messiah Jones, WOF	3	2
Brady Spence, CIT	2	1
Josh Taylor, ETSU	2	0
Garrett Hein, FUR	2	0
Jalyn McCreary, MER	2	2
Mikeal Brown-Jones, UNCG	2	1
Sam Alexis, UTC	2	0
Tyler Houser, VMI	2	2

Marcus Kell, WCU	2	0
Austin Ash, CIT	1	0
Madison Durr, CIT	1	1
David Maynard, CIT	1	0
Jamarius Hairston, ETSU	1	1
Marcus Foster, FUR	1	1
Tyrese Hughey, FUR	1	0
Ben VanderWal, FUR	1	1
TJ Grant, MER	1	0
Jah Quinones, MER	1	1
Base Leyte, UNCG	1	0
Achor Achor, SAM	1	0
Bubba Parham, SAM	1	0
A.J. Staton-McCray, SAM	1	1
Demetrius Davis, UTC	1	0
Jamal Johnson, UTC	1	1
Rickey Bradley, VMI	1	0
Asher Woods, VMI	1	1
Marlow Gilmore, WCU	1	0
Kyler Filewich, WOF	1	0
B.J. Mack, WOF	1	1
Amarri Tice, WOF	1	0

10-assist games	Ovr.	SoCon
Vonterius Woolbright, WCU	2	2
Carter Whitt, FUR	1	1
Luis Hurtado Jr., MER	1	0
Jaron Rillie, SAM	1	1
Rickey Bradley, VMI	1	0
DJ Campbell, WCU	1	0
Jackson Paveletzke, WOF	1	0

5-block games	Ovr.	SoCon
Jake Stephens, UTC	3	1
Stephen Clark, CIT	2	2

5-steal games	Ovr.	SoCon
Jordan King, ETSU	1	1
Keyshaun Langley, UNCG	1	1
Jaron Rillie, SAM	1	1
A.J. Staton-McCray, SAM	1	1
Devin Butler, VMI	1	0
Russell Jones Jr., WCU	1	0
Corey Tripp, WOF	1	0

Double-doubles	Ovr.	SoCon
Jake Stephens, UTC	11	4
Tyzaun Claude, WCU	10	5
Jalen Slawson, FUR	8	4
Vonterius Woolbright, WCU^	6	4
Jaden Seymour, ETSU	4	2
Luis Hurtado Jr., MER*	4	1
Mohammed Abdulsalam, UNCG	4	3
Keondre Kennedy, UNCG	4	2
Jermaine Marshall, SAM	4	4
Jalyn McCreary, MER	2	2
Stephen Clark, CIT	3	2
Jalen Haynes, ETSU	3	2
David Craig, MER	3	0
Taeshaud Jackson, VMI	4	4
Sam Alexis, UTC	2	0
Sean Conway, VMI	2	0
Marcus Kell, WCU	2	0
Messiah Jones, WOF	2	1
Austin Ash, CIT	1	0
Madison Durr, CIT	1	1
Brady Spence, CIT	1	1
Jamarius Hairston, ETSU	1	1
Josh Taylor, ETSU	1	0
Marcus Foster, FUR	1	1
Tyrese Hughey, FUR	1	0
Ben VanderWal, FUR	1	1
Base Leyte, UNCG	1	0
Achor Achor, SAM	1	0
Bubba Parham, SAM	1	0
A.J. Staton-McCray, SAM	1	1
Demetrius Davis, UTC	1	0
Jamal Johnson, UTC	1	1
Tyler Houser, VMI	1	1
DJ Campbell, WCU*	1	0
Marlow Gilmore, WCU	1	0
Kyler Filewich, WOF	1	0
B.J. Mack, WOF	1	1
Jackson Paveletzke, WOF*	1	0

30/20 games	Ovr.	SoCon
Jake Stephens, UTC	1	0

30/10 games	Ovr.	SoCon
Jake Stephens, UTC	4	2
Vonterius Woolbright, WCU	1	1

20/20 games	Ovr.	SoCon
Jake Stephens, UTC	1	0

20/10 games	Ovr.	SoCon
Jake Stephens, UTC	9	3
Jalen Slawson, FUR	3	2
Stephen Clark, CIT	1	0
Jalen Haynes, ETSU	1	1
Marcus Foster, FUR	1	1
Jalyn McCreary, MER	1	1
Sam Alexis, UTC	1	0
Sean Conway, VMI	1	0
Tyzaun Claude, WCU	1	0
Vonterius Woolbright, WCU	1	1
B.J. Mack, WOF	1	1
Jackson Paveletzke, WOF*	1	0

\* 1 via points/assists  
^ 2 via points/assists

## 3-Pointer Streaks

• Four Southern Conference players have streaks of at least 10 games with at least one made 3-pointer, led by The Citadel's Austin Ash, whose 32-game stretches back to his final two games in an Iowa uniform.

Consecutive games with a 3-pointer	Player, school, class	'22-23	'21-22	Total
	Austin Ash, CIT, Gr.	30	2*	32
	Tre Jackson, WCU, Sr.	29	x	29
	Tony Felder Jr., VMI, Fr.	15	x	15
	Elijah Morgan, CIT, Gr.	11	x	11

\* Streak began at previous school

• As a team, ETSU has the fourth-longest active streak in the NCAA at 1,122 consecutive games with a made 3-pointer. The last time the Bucs failed to make at least one triple was in an 0-for-8 showing against Davidson on Feb. 16, 1987.

## MID-MAJOR TOP 25

### Collegiate.com Mid-Major Top 25

School (1st-place)	PS	N14	N21	N28	D5	D12	D19	D26	J2	J9	J16	J23	J30	F6	F13	F20
Saint Mary's (29)	3	2	2	4	5	3	3	3	3	3	3	2	1	1	1	1
Gonzaga (2)	1	1	1	1	1	1	1	1	1	1	1	1	1	2	2	2
Oral Roberts	12	15	16	-	-	24	16	14	10	6	8	7	7	4	3	2
Charleston	-	-	8	3	2	2	2	2	2	2	2	3	5	4	4	4
Drake	2	4	3	2	3	5	7	5	6	8	5	17	12	7	6	5
Kent State	7	6	4	5	4	4	4	4	4	4	4	6	8	7	6	6
Southern Miss	-	-	-	18	18	12	8	10	5	7	11	10	8	6	5	7
Hofstra	24	16	17	17	19	-	-	-	-	-	-	-	19	15	13	8
Marshall	-	-	-	-	24	14	14	12	16	17	9	8	10	12	12	9
Toledo	4	5	5	9	13	10	13	13	13	16	23	19	18	16	14	10
Utah Valley	-	-	-	-	-	-	-	25	14	16	18	20	17	15	11	-
Louisiana	13	8	7	8	7	6	5	6	11	10	6	5	4	3	8	12
Liberty	5	9	14	16	20	20	-	25	22	23	19	13	9	11	11	13
<b>Furman</b>	<b>6</b>	<b>3</b>	<b>12</b>	<b>10</b>	<b>9</b>	<b>19</b>	<b>24</b>	<b>20</b>	<b>24</b>	<b>21</b>	-	-	<b>16</b>	<b>10</b>	<b>10</b>	<b>14</b>
UC Santa Barbara	16	12	15	13	15	15	11	11	8	5	7	6	5	9	9	15
Eastern Washington	-	-	-	-	-	-	-	-	-	-	-	-	-	23	17	16
Sam Houston	-	18	10	6	8	7	6	7	9	13	22	22	21	22	18	17
Bradley	-	-	-	-	-	-	-	19	21	-	-	-	-	-	21	18
Santa Clara	-	-	-	-	22	-	17	16	18	20	13	14	17	20	20	19
Southern Utah	-	-	-	-	-	-	-	-	-	21	23	15	19	22	20	-
Iona	9	10	11	15	14	8	9	9	7	12	17	12	-	24	23	21
Southern Illinois	14	20	21	22	25	-	-	-	23	24	10	9	11	13	16	22
UC Irvine	-	13	18	11	16	16	21	-	-	-	-	-	-	-	-	23
Youngstown	-	-	-	-	-	-	-	-	-	-	-	-	-	-	-	24
Kennesaw State	-	-	-	-	-	-	-	-	-	-	-	-	-	-	-	25

UNCW	-	-	-	-	-	20	18	15	11	14	15	14	14	19	-	-
Loyola Marymount	-	-	-	-	-	-	-	-	-	-	21	13	-	24	-	-
Akron	18	19	20	-	-	-	-	-	-	-	-	-	-	18	-	-
BYU	10	11	9	20	-	-	-	20	22	12	-	-	-	21	-	-
Belmont	21	22	-	-	-	-	-	-	-	-	16	24	25	-	-	-
Seattle	-	-	-	25	-	-	-	-	-	18	11	22	-	-	-	-
Stephen F. Austin	-	-	-	-	-	-	-	-	18	20	25	23	-	-	-	-
Colgate	-	-	-	-	-	-	-	-	-	-	-	25	-	-	-	-
Milwaukee	-	-	-	-	-	-	-	-	-	-	20	-	-	-	-	-
UMass-Lowell	-	-	-	-	25	25	21	17	19	25	24	-	-	-	-	-
Indiana State	-	-	24	24	11	11	12	15	14	9	15	-	-	-	-	-
Cornell	-	-	-	-	-	-	-	-	-	24	-	-	-	-	-	-
Yale	-	-	-	23	12	13	10	8	12	15	-	-	-	-	-	-
Princeton	-	-	-	-	-	-	-	-	-	25	-	-	-	-	-	-
James Madison	-	-	-	-	22	15	23	19	-	-	-	-	-	-	-	-
San Francisco	-	-	19	19	21	21	22	17	-	-	-	-	-	-	-	-
Northwestern State	-	-	-	23	18	19	22	-	-	-	-	-	-	-	-	-
Grand Canyon	11	14	13	14	10	23	23	24	-	-	-	-	-	-	-	-
Towson	8	7	6	7	6	9	18	-	-	-	-	-	-	-	-	-
Bryant	23	23	23	12	17	17	-	-	-	-	-	-	-	-	-	-
Norfolk State	20	21	22	21	-	-	-	-	-	-	-	-	-	-	-	-
New Mexico State	22	25	25	-	-	-	-	-	-	-	-	-	-	-	-	-
South Dakota State	15	17	-	-	-	-	-	-	-	-	-	-	-	-	-	-
Purdue-Fort Wayne	17	24	-	-	-	-	-	-	-	-	-	-	-	-	-	-
NKU	19	-	-	-	-	-	-	-	-	-	-	-	-	-	-	-
Longwood	25	-	-	-	-	-	-	-	-	-	-	-	-	-	-	-

**OTHERS RECEIVING VOTES:** UNCW 55, Colgate 44, UNC Asheville 38, Akron 37, James Madison 36, Loyola Marymount 34, **Samford 28**, Vermont 27, Norfolk State 23, Belmont 20, UMass-Lowell 20, Towson 17, Ball State 14, Indiana State 14, Howard 12, Yale 12, Montana State 10, Seattle 10, **UNCG 10**, Texas A&M Corpus Christi 5, Grambling 4, Hawaii 2, Northwestern State 1.

## SoCon AMONG NCAA DI STATISTICS LEADERS (TOP 25)

TEAM	Free-throw attempts per game	3-pointers per game	3-point attempts
<b>Assist/turnover ratio</b> 7. Furman, 1.56	13. Samford, 23.2	1. Chattanooga, 11.5	5. Austin Ash, CIT, 257
<b>Assists per game</b> 6. Furman, 17.9	<b>Free-throw percentage</b> 15. VMI, 77.2	14. VMI, 9.6	16. Tre Jackson, WCU, 231
<b>Bench points per game</b> 23. Samford, 26.73	<b>Free-throws made per game</b> 5. Samford, 17.4	17. Furman, 9.5	<b>3-point percentage</b> 15. Keyshaun Langley, UNCG, 42.6
<b>Effective FG pct.</b> 8. Furman, .564	<b>Scoring margin</b> 23. Furman, 11.0	<b>INDIVIDUAL Assist/turnover ratio</b> 19. Kobe Langley, UNCG, 2.82	16. Tre Jackson, WCU, 42.4
<b>Field-goal percentage</b> 17. Furman, 48.4	<b>Scoring offense</b> 13. Furman, 81.8	<b>Double-doubles</b> 24. Jake Stephens, UTC, 11	<b>3-pointers per game</b> 8. Austin Ash, CIT, 3.40
<b>Field-goal percentage defense</b> 24. UNCG, 40.3	<b>3-point attempts per game</b> 1. Chattanooga, 30.8	<b>Field goals</b> 15. Jalyn McCreary, MER, 211	9. Tre Jackson, WCU, 3.38
<b>Fouls per game</b> 20. Wofford, 14.2	12. Furman, 27.5	23. Stephen Clark, CIT, 203	<b>Total 3-pointers made</b> 5. Austin Ash, CIT, 102
	15. VMI, 26.8	<b>Free-throw attempts</b> 14. Venterius Woolbright, WCU, 191	8. Tre Jackson, WCU, 98
		<b>Minutes per game</b> 12. Austin Ash, CIT, 36:54	21. Keyshaun Langley, UNCG, 86

## OTHER NATIONAL RANKINGS

### SoCon in the NET Rankings (Feb. 24)

91	Furman
98	UNCG
127	Samford
188	Chattanooga
232	Wofford
240	Mercer
245	Western Carolina
266	ETSU
322	The Citadel
355	VMI

### SoCon in the RPI (via WarrenNolan.com, Feb. 24)

102	UNCG
111	Furman
130	Samford
216	Western Carolina
217	Chattanooga
248	Wofford
281	Mercer
306	ETSU
317	The Citadel
352	VMI

## THE SoCon ON TELEVISION

The SoCon will have five regular-season games on ESPNU and five on CBS Sports Network this season. The league will also continue to have its weekly Ingles SoCon Game of the Week on select Nexstar affiliates during league play.

Additionally, the quarterfinals of the Ingles SoCon Basketball Championship will air on select Nexstar affiliates, the semifinals will air on either ESPN2 or ESPN and the final will air on ESPN.

## Preseason predictions

Furman is the preseason favorite to win the 2022-23 Southern Conference men's basketball title in polling of the league's 10 men's basketball coaches and media. Jake Stephens, a graduate transfer at Chattanooga after four years at VMI, is the coaches' preseason player of the year selection after finishing second in the league in scoring (19.6 ppg) and rebounding (9.0 rpg) last season. He also led the league in field-goal percentage (.551) and 3-point field-goal percentage (.490).

### Preseason Player of the Year

Jake Stephens, Gr., C, Chattanooga

### Preseason All-Southern Conference Team

Jordan King, Jr., G, ETSU  
 Mike Bothwell, 5th, G, Furman  
 Jalen Slawson, 5th, F, Furman  
 Logan Dye, Sr., F, Samford  
 Ques Glover, Jr., G, Samford  
 Jermaine Marshall, Jr., F, Samford  
 Bubba Parham, Sr., G, Samford  
 Jake Stephens, Gr., C, Chattanooga  
 Messiah Jones, Sr., F, Wofford  
 B.J. Mack, Sr., F/C, Wofford

### Coaches poll

Team (1st)	Total	Media poll Team (1st)	Total
1. Furman (6)	78	1. Furman (18)	263
2. Samford (4)	74	2. Chattanooga (3)	231
3. UNCG	63	3. Samford (5)	223
4. Chattanooga	60	4. UNCG (1)	201
5. Wofford	41	5. Wofford	168
6. ETSU	40	6. ETSU	138
7. Mercer	39	7. Mercer (1)	137
8. Western Carolina	29	8. Western Carolina	79
9. The Citadel	17	9. The Citadel	57
10. VMI	9	10. VMI	43

**America East Conference (1-0)**

11/22 UNCG 76, UMBC 72

**American Athletic Conference (0-2)**

11/8 East Carolina 77, Mercer 75  
12/4 UCF 80, Samford 77 (OT)

**ASUN Conference (0-6)**

11/23 Lipscomb 72, Chattanooga 66  
12/2 Kennesaw State 66, Mercer 63  
12/3 Jacksonville State 63, ETSU 61  
12/10 FGCU 67, Mercer 62  
12/14 Queens 78, ETSU 75  
12/22 Eastern Kentucky 68, UNCG 64

**Atlantic 10 Conference (0-4)**

11/7 Richmond 69, VMI 48  
11/13 Davidson 75, VMI 71  
12/7 Davidson 72, Western Carolina 64  
12/22 Fordham 80, VMI 77 (OT)

**Atlantic Coast Conference (0-5)**

11/7 Clemson 80, The Citadel 69  
11/11 Miami (Fla.) 79, UNCG 65  
11/21 Florida State 81, Mercer 72  
12/13 NC State 92, Furman 73  
12/13 North Carolina 100, The Citadel 67

**Big East Conference (0-2)**

11/19 Butler 89, The Citadel 42  
11/30 DePaul 103, Samford 98 (OT)

**Big Sky Conference (1-0)**

11/25 UNCG 77, Montana State 66  
(Northern Classic; Laval, Quebec, Canada)

**Big South Conference (8-9)**

11/10 The Citadel 70, Presbyterian 58  
11/12 High Point 91, Wofford 80  
11/18 Longwood 90, VMI 58  
11/18 Wofford 60, Gardner-Webb 58  
11/19 Mercer 77, Winthrop 68  
11/26 UNC Asheville 73, Western Carolina 61  
11/29 Presbyterian 72, VMI 57  
11/30 The Citadel 76, Charleston Southern 73  
11/30 Gardner-Webb 71, Western Carolina 55  
12/1 Wofford 76, Presbyterian 63  
12/3 Chattanooga 82, Gardner-Webb 71  
12/3 USC Upstate 79, Western Carolina 64  
12/6 High Point 85, Furman 82  
12/10 VMI 77, Radford 74  
12/10 Furman 82, Winthrop 67  
12/17 Longwood 75, The Citadel 70  
12/17 UNC Asheville 74, ETSU 73

**Big Ten Conference (0-2)**

11/10 Maryland 71, Western Carolina 51  
11/17 Penn State 73, Furman 68  
(Shriners Children's Charleston Classic; Charleston, S.C.)

**Colonial Athletic Association (3-6)**

11/7 College of Charleston 85, Chattanooga 78  
11/11 ETSU 77, Elon 64  
(Asheville Championship at Asheville, N.C.)  
11/17 Towson 56, UNCG 53  
11/20 Wofford 78, North Carolina A&T 64  
11/26 Hofstra 65, UNCG 53  
(Northern Classic; Laval, Quebec, Canada)  
11/27 Towson 70, Mercer 60  
(Hostilo Hoops Community Classic; Savannah, Ga.)  
11/30 North Carolina A&T 73, UNCG 56  
12/3 College of Charleston 79, The Citadel 57  
12/3 UNCG 65, Elon 61

**Conference USA (1-1)**

11/25 Louisiana Tech 79, Samford 76  
12/15 Chattanooga 82, Middle Tennessee 73

**Division I Independent (0-1)**

1/30 Chicago State 76, The Citadel 75

**Horizon League (3-0)**

11/25 The Citadel 74, IUPUI 53  
(Big Easy Classic; New Orleans, La.)  
11/25 Mercer 72, Robert Morris 66  
(Hostilo Hoops Community Classic; Savannah, Ga.)  
12/6 Chattanooga 88, Milwaukee 76

**Metro Atlantic Athletic Conference (1-0)**

11/26 Mercer 60, Fairfield 58  
(Hostilo Hoops Community Classic; Savannah, Ga.)

**Mid-Eastern Athletic Conference (1-2)**

12/3 Furman 88, South Carolina State 76  
12/17 South Carolina State 62, Samford 61  
12/20 North Carolina Central 81, The Citadel 74

**Missouri Valley Conference (3-2)**

11/11 Furman 89, Belmont 74  
11/14 Drake 80, Wofford 72  
11/23 Samford 79, Valparaiso 49  
11/26 Chattanooga 69, Murray State 66  
12/18 Belmont 83, Chattanooga 79 (OT)  
12/21 Samford at Belmont, 7:30 p.m.

**Non-Division I (25-1)**

11/7 UNCG 93, Johnson & Wales 60  
(Fleming Gymnasium)  
11/7 ETSU 88, Emory & Henry 66  
11/7 Furman 91, North Greenville 55  
11/7 Wofford 120, Bob Jones 48  
11/7 Samford 109, Anderson 85  
11/10 Chattanooga 93, Oakland City 49  
11/10 VMI 100, Penn State New Kensington 58  
11/10 Samford 80, Spring Hill 61  
11/11 Mercer 118, Milligan 64  
11/12 Samford 90, Belhaven 38  
11/13 Western Carolina 112, Brescia 45  
11/15 The Citadel 109, Morris College 66  
11/19 Chattanooga 108, Covenant 55  
11/23 Wofford 70, North Greenville 59  
11/25 Furman 102, Tusculum 74  
11/26 VMI 108, Regent 58  
11/27 Tennessee Southern 84, Samford 82  
11/30 ETSU 84, Mars Hill 56  
12/6 Mercer 100, Middle Georgia State 62  
12/7 VMI 106, Carlow 67  
12/10 Chattanooga 97, Johnson University 47  
12/10 Western Carolina 99, Brevard 55  
12/17 Wofford 107, Montreat 65  
12/18 UNCG 120, Warren Wilson 48  
(Fleming Gymnasium)  
12/19 Furman 106, Anderson 79  
12/20 Western Carolina 117, Toccoa Falls 50

**Northeast Conference (0-1)**

11/20 Farleigh Dickinson 93, VMI 89  
(JK54 Classic; Farmville, Va.)

**Ohio Valley Conference (5-3)**

11/17 ETSU 84, Little Rock 76  
11/19 SIUE 93, VMI 67  
(JK54 Classic at Farmville, Va.)  
11/20 Western Carolina 90, Lindenwood 88 (OT)  
(McNeese State MTE; Lake Charles, La.)  
11/20 Tennessee Tech 69, ETSU 62  
11/30 Chattanooga 81, Tennessee Tech 74  
12/11 Morehead State 61, ETSU 57  
12/17 Mercer 79, Morehead State 52  
12/17 Western Carolina 75, Tennessee Tech 65

**Patriot League (1-1)**

12/3 VMI 80, Navy 72  
12/13 American 69, VMI 61

**Southeastern Conference (2-8)**

11/7 Georgia 68, Western Carolina 55  
11/15 Ole Miss 70, Chattanooga 58  
11/20 Furman 79, South Carolina 60  
(Shriners Children's Charleston Classic at Charleston, S.C.)  
11/27 Georgia 62, ETSU 47  
11/27 LSU 78, Wofford 75  
12/3 Vanderbilt 65, Wofford 62  
12/6 #9 Arkansas 65, UNCG 58  
12/20 Wofford 67, Texas A&M 62

America East Conference.....	1-0
American Athletic Conference.....	0-2
ASUN Conference.....	0-6
Atlantic 10 Conference.....	0-4
Atlantic Coast Conference.....	0-5
Big East Conference.....	0-2
Big Sky Conference.....	1-0
Big South Conference.....	8-9
Big Ten Conference.....	0-2
Colonial Athletic Association.....	3-6
Conference USA.....	1-1
Division I Independents.....	0-1
Horizon League.....	3-0
Metro Atlantic Athletic Conference.....	1-0
Mid-Eastern Athletic Conference.....	1-2
Missouri Valley Conference.....	3-2
Non-Division I opponents.....	25-1
Northeast Conference.....	0-1
Ohio Valley Conference.....	5-3
Patriot League.....	1-1
Southeastern Conference.....	2-8
Southland Conference.....	3-0
Southwestern Athletic Conference.....	2-0
Summit League.....	0-1
Sun Belt Conference.....	4-6
Western Athletic Conference.....	1-1

<b>Total.....</b>	<b>65-64</b>
Home.....	44-16
Away.....	12-39
Neutral.....	9-9
vs. Top 25.....	0-1

12/21 Georgia 72, Chattanooga 65  
12/21 LSU 72, ETSU 68

**Southland Conference (3-0)**

11/18 Western Carolina 88, McNeese 69  
11/19 Western Carolina 98, Lamar 91 (OT)  
(McNeese State MTE at Lake Charles, La.)  
11/23 The Citadel 72, New Orleans 65

**Southwestern Athletic Conference (2-0)**

11/17 Samford 84, Alabama A&M 64  
11/20 Samford 78, Texas Southern 63

**Summit League (0-1)**

11/24 Denver 74, The Citadel 71  
(Big Easy Classic; New Orleans, La.)


**Sun Belt Conference (4-6)**

11/13 Louisiana 81, ETSU 77  
(Asheville Championship; Asheville, N.C.)  
11/15 Georgia State 85, Mercer 83 (OT)  
11/18 Old Dominion 82, Furman 77  
(Shriners Children's Charleston Classic; Charleston, S.C.)  
11/23 App State 74, ETSU 70  
11/29 Furman 65, App State 61  
12/6 Wofford 71, Coastal Carolina 61  
12/10 Georgia Southern 79, Wofford 57  
12/10 Louisiana 75, Samford 58  
12/13 UNCG 75, Marshall 67  
12/21 Mercer 82, Troy 79

**Western Athletic Conference (1-1)**

11/27 Stephen F. Austin 75, UNCG 58  
(Northern Classic; Laval, Quebec, Canada)  
12/17 Furman 72, Stephen F. Austin 70  
(Greenville Winter Invitational/Bon Secours Wellness Arena)

All times Eastern  
Schedule subject to change




### The Citadel

(10-20, 5-12 SoCon)

N7	at Clemson (ACC Network Extra)	L, 69-80
N10	<b>PRESBYTERIAN (ESPN+)</b>	<b>W, 70-58</b>
N15	<b>MORRIS COLLEGE (ESPN+)</b>	<b>W, 109-66</b>
N19	at Butler (FS2)	L, 42-89
N23	at New Orleans^ (ESPN+)	W, 72-65
N24	vs. Denver^ (ESPN+)	L, 71-74
N25	vs. IUPUI^ (ESPN+)	W, 74-53
N30	at Charleston Southern (ESPN+)	W, 76-73
D3	<b>COLLEGE OF CHARLESTON (ESPN+)</b>	<b>L, 57-79</b>
D13	at North Carolina (ESPN2)	L, 67-100
D17	<b>LONGWOOD (ESPN+)</b>	<b>L, 70-75</b>
D20	at North Carolina Central (NCCU Sports Network)	L, 74-81
D29	<b>*CHATTANOOGA (ESPN+)</b>	<b>W, 76-68</b>
D31	<b>*SAMFORD (ESPN+)</b>	<b>L, 63-75</b>
J4	*at Furman (ESPN+)	L, 72-97
J7	*at Wofford (Nexstar/ESPN+)	L, 57-77
J11	<b>*ETSU (ESPN+)</b>	<b>L, 74-96</b>
J14	<b>*WESTERN CAROLINA (ESPN+)</b>	<b>W, 65-61</b>
J19	*at UNCG (ESPN+)	L, 60-70
J21	*at VMI (Nexstar/ESPN+)	W, 60-52
J25	*at Western Carolina (ESPN+)	W, 81-70
J28	<b>*MERCER (ESPN+)</b>	<b>L, 65-74</b>
J30	<b>CHICAGO STATE (ESPN+)</b>	<b>L, 75-76</b>
F2	<b>*VMI (ESPN+)</b>	<b>L, 69-75</b>
F4	<b>*UNCG (ESPN+)</b>	<b>L, 59-79</b>
F8	*at Chattanooga (ESPN+)	L, 63-82
F11	*at Samford (ESPN+)	L, 70-76
F15	<b>*FURMAN (ESPN+)</b>	<b>W, 69-65</b>
F18	<b>*WOFFORD (ESPN+)</b>	<b>L, 68-72</b>
F22	*at ETSU (ESPN+)	L, 70-78
F25	*at Mercer (ESPN+)	2 p.m.
M3-6	at Ingles SoCon Championship (Asheville, N.C.)	

^ - Big Easy Classic (New Orleans, La.)




### ETSU

(11-19, 7-10 SoCon)

N7	<b>EMORY &amp; HENRY (ESPN+)</b>	<b>W, 88-66</b>
N11	vs. Elon^ (ESPN+)	W, 77-64
N13	vs. Louisiana^ (ESPN)	L, 77-81
N17	<b>LITTLE ROCK (ESPN+)</b>	<b>W, 84-76</b>
N20	at Tennessee Tech (ESPN+)	L, 62-69
N23	<b>APP STATE (ESPN+)</b>	<b>L, 70-74</b>
N27	at Georgia (SEC Network)	L, 47-62
N30	<b>MARS HILL (ESPN+)</b>	<b>W, 84-56</b>
D3	<b>JACKSONVILLE STATE (ESPN+)</b>	<b>L, 61-63</b>
D11	at Morehead State (ESPN+)	L, 57-61
D14	<b>QUEENS (ESPN+)</b>	<b>L, 75-78</b>
D17	<b>UNC ASHEVILLE (WCYB/ESPN+)</b>	<b>L, 73-74</b>
D21	at LSU (SEC Network Plus)	L, 68-72
D29	*at Wofford (ESPN+)	W, 73-71
D31	*at VMI (ESPN+)	W, 64-50
J4	<b>*WESTERN CAROLINA (ESPN+)</b>	<b>L, 60-71</b>
J7	<b>*FURMAN (WCYB/ESPN+)</b>	<b>L, 56-70</b>
J11	*at The Citadel (ESPN+)	W, 96-74
J14	<b>*MERCER (Nexstar/ESPN+)</b>	<b>L, 55-68</b>
J18	<b>*SAMFORD (ESPN+)</b>	<b>L, 59-69</b>
J21	*at Chattanooga (ESPN+)	W, 78-62
J25	*at Mercer (ESPN+)	L, 67-71 (OT)
J28	<b>*CHATTANOOGA (Nexstar/ESPN+)</b>	<b>L, 64-73</b>
F1	<b>*WOFFORD (ESPN+)</b>	<b>W, 77-52</b>
F4	*at Samford (ESPN+)	L, 62-73
F7	*at UNCG (ESPN)	L, 65-91
F10	<b>*VMI (ESPN+)</b>	<b>W, 69-65</b>
F15	*at Western Carolina (ESPN+)	L, 66-68
F19	*at Furman (ESPN)	L, 79-83
F22	<b>*THE CITADEL (ESPN+)</b>	<b>W, 78-70</b>
F25	<b>*UNCG (WCYB/ESPN+)</b>	<b>4 p.m.</b>
M3-6	at Ingles SoCon Championship (Asheville, N.C.)	

^ - Asheville Championship (Asheville, N.C.)




### Furman

(23-7, 14-3 SoCon)

N7	<b>NORTH GREENVILLE (ESPN+)</b>	<b>W, 91-55</b>
N11	<b>BELMONT (ESPN+)</b>	<b>W, 89-74</b>
N17	vs. Penn State^ (ESPN)	L, 68-73
N18	vs. Old Dominion^ (ESPN)	L, 77-82
N20	vs. South Carolina^ (ESPNEWS)	W, 79-60
N25	<b>TUSCULUM (ESPN+)</b>	<b>W, 102-74</b>
N29	at App State	W, 65-61
D3	<b>SOUTH CAROLINA STATE (ESPN+)</b>	<b>W, 88-76</b>
D6	<b>HIGH POINT (ESPN+)</b>	<b>L, 82-85</b>
D10	<b>WINTHROP (ESPN+)</b>	<b>W, 82-67</b>
D13	at NC State (ACC Network)	L, 73-92
D17	vs. Stephen F. Austin# (YouTube)	W, 72-70
D19	<b>ANDERSON (ESPN+)</b>	<b>W, 106-79</b>
D29	<b>*VMI (ESPN+)</b>	<b>W, 85-62</b>
D31	*at Western Carolina (ESPN+)	L, 67-79
J4	<b>*THE CITADEL (ESPN+)</b>	<b>W, 97-72</b>
J7	*at ETSU (WCYB/ESPN+)	W, 70-56
J11	*at Mercer (ESPN+)	W, 84-66
J14	<b>*UNCG (ESPN+)</b>	<b>L, 80-88 (OT)</b>
J18	*at Chattanooga (ESPN+)	W, 77-69
J22	*at Wofford (ESPN)	W, 96-82
J25	<b>*SAMFORD (ESPN+)</b>	<b>W, 91-84 (OT)</b>
J29	*at UNCG (Nexstar/ESPN+)	W, 69-57
F1	<b>*CHATTANOOGA (ESPN+)</b>	<b>W, 79-58</b>
F4	<b>*WOFFORD &amp; (CBS Sports Network)</b>	<b>W, 80-67</b>
F8	*at VMI (ESPN+)	W, 94-63
F11	<b>*WESTERN CAROLINA (Nexstar/ESPN+)</b>	<b>W, 93-59</b>
F15	*at The Citadel (ESPN+)	L, 65-69
F19	<b>*ETSU (ESPN)</b>	<b>W, 83-79</b>
F22	<b>*MERCER (ESPN+)</b>	<b>W, 70-67</b>
F25	*at Samford (CBS Sports Network)	2 p.m.
M3-6	at Ingles SoCon Championship (Asheville, N.C.)	

^ - Shriners Children's Charleston Classic (Charleston, S.C.)  
# - Greenville Winter Invitational (Bon Secours Wellness Arena)  
& - Bon Secours Wellness Arena




### Mercer

(12-18, 5-12 SoCon)

N8	at East Carolina (ESPN+)	L, 75-77
N11	<b>MILLIGAN (ESPN+)</b>	<b>W, 118-64</b>
N15	at Georgia State (ESPN+)	L, 83-85 (OT)
N19	<b>WINTHROP (ESPN+)</b>	<b>W, 77-68</b>
N21	at Florida State (ACC Network)	L, 72-81
N25	vs. Robert Morris^ (Event Live+)	W, 72-66
N26	vs. Fairfield^ (Event Live+)	W, 60-58
N27	vs. Towson^ (Event Live+)	L, 60-70
D2	<b>KENNESAW STATE (ESPN+)</b>	<b>L, 63-66</b>
D6	<b>MIDDLE GEORGIA STATE (ESPN+)</b>	<b>W, 100-62</b>
D10	at FGCU (ESPN+)	L, 62-67
D17	<b>MOREHEAD STATE (ESPN+)</b>	<b>W, 79-52</b>
D21	at Troy	W, 82-79
D28	*at Samford (ESPN)	L, 69-78
D31	<b>*CHATTANOOGA (ESPN+)</b>	<b>L, 51-80</b>
J4	<b>*WOFFORD (ESPN+)</b>	<b>L, 52-53</b>
J7	*at Western Carolina (ESPN+)	L, 45-73
J11	<b>*FURMAN (ESPN+)</b>	<b>L, 66-84</b>
J14	*at ETSU (Nexstar/ESPN+)	W, 68-55
J19	*at VMI (ESPN+)	W, 69-61
J21	*at UNCG (ESPN+)	L, 48-59
J25	<b>*ETSU (ESPN+)</b>	<b>W, 71-67 (OT)</b>
J28	*at The Citadel (ESPN+)	W, 74-65
F2	<b>*UNCG (ESPN+)</b>	<b>L, 49-69</b>
F4	<b>*VMI (ESPN+)</b>	<b>W, 80-54</b>
F8	<b>*SAMFORD (ESPN+)</b>	<b>L, 69-70 (OT)</b>
F11	*at Chattanooga (CBS Sports Network)	L, 56-73
F15	*at Wofford (ESPN+)	L, 67-70
F18	<b>*WESTERN CAROLINA (ESPN+)</b>	<b>L, 68-71</b>
F22	*at Furman (ESPN+)	L, 67-70
F25	<b>*THE CITADEL (ESPN+)</b>	<b>2 p.m.</b>
M3-6	at Ingles SoCon Championship (Asheville, N.C.)	

^ - Hostilo Hoops Community Classic (Savannah, Ga.)




### UNCG

(20-10, 14-3 SoCon)

N7	<b>JOHNSON &amp; WALES^ (ESPN+)</b>	<b>W, 93-60</b>
N11	at Miami (Fla.) (ACC Network Extra)	L, 65-79
N17	<b>TOWSON (ESPN+)</b>	<b>L, 53-56</b>
N22	<b>UMBC (ESPN+)</b>	<b>W, 76-72</b>
N25	vs. Montana State# (Event Live+)	W, 77-66
N26	vs. Hofstra# (Event Live+)	L, 53-65
N27	vs. Stephen F. Austin# (Event Live+)	L, 58-75
N30	at North Carolina A&T (FloHoops)	L, 56-73
D3	at Elon (FloHoops)	W, 65-61
D6	at #9 Arkansas (SEC Network)	L, 58-65
D13	<b>MARSHALL (ESPN+)</b>	<b>W, 75-67</b>
D18	<b>WARREN WILSON^ (ESPN+)</b>	<b>W, 120-48</b>
D22	at Eastern Kentucky (ESPN+)	L, 64-68
D29	*at Western Carolina (ESPN+)	W, 72-47
D31	*at Wofford (ESPN+)	W, 73-64
J4	<b>*CHATTANOOGA (ESPN+)</b>	<b>W, 73-61</b>
J7	<b>*SAMFORD (Nexstar/ESPN+)</b>	<b>L, 68-70</b>
J11	*at VMI (ESPN+)	W, 72-57
J14	*at Furman (ESPN+)	W, 88-80 (OT)
J19	<b>*THE CITADEL (ESPN+)</b>	<b>W, 70-60</b>
J21	<b>*MERCER (ESPN+)</b>	<b>W, 59-48</b>
J25	<b>*VMI (ESPN+)</b>	<b>W, 62-50</b>
J29	<b>*FURMAN (Nexstar/ESPN+)</b>	<b>L, 57-69</b>
F2	*at Mercer (ESPN+)	W, 69-49
F4	*at The Citadel (ESPN+)	W, 79-59
F7	<b>*ETSU (ESPN)</b>	<b>W, 91-65</b>
F12	<b>*WOFFORD (ESPN+)</b>	<b>W, 97-89 (OT)</b>
F15	*at Samford (ESPN+)	L, 71-83
F18	*at Chattanooga (CBS Sports Network)	W, 93-76
F22	<b>*WESTERN CAROLINA (ESPN+)</b>	<b>W, 71-52</b>
F25	*at ETSU (WCYB/ESPN+)	4 p.m.
M3-6	at Ingles SoCon Championship (Asheville, N.C.)	

^ - Fleming Gymnasium  
# - Northern Classic (Laval, Quebec, Canada)




### Samford

(21-9, 15-2 SoCon)


N7	<b>ANDERSON (ESPN+)</b>	<b>W, 109-85</b>
N10	<b>SPRING HILL (ESPN+)</b>	<b>W, 80-61</b>
N12	<b>BELHAVEN (ESPN+)</b>	<b>W, 90-38</b>
N17	at Alabama A&M^ (YouTube)	W, 84-64
N20	<b>TEXAS SOUTHERN (ESPN+)</b>	<b>W, 78-63</b>
N23	<b>VALPARAISO (ESPN+)</b>	<b>W, 79-49</b>
N25	<b>LOUISIANA TECH^ (ESPN+)</b>	<b>L, 76-79</b>
N27	<b>TENNESSEE SOUTHERN^ (ESPN+)</b>	<b>L, 82-84</b>
N30	at DePaul (FS2)	L, 98-103 (OT)
D4	at UCF (ESPN+)	L, 77-80 (OT)
D10	at Louisiana (ESPN+)	L, 58-75
D17	at South Carolina State	L, 61-62
D21	at Belmont	L, 56-79
D28	<b>*MERCER (ESPN)</b>	<b>W, 78-69</b>
D31	*at The Citadel (ESPN+)	W, 75-63
J4	<b>*VMI (ESPN+)</b>	<b>W, 87-78</b>
J7	*at UNCG (Nexstar/ESPN+)	W, 70-68
J11	<b>*WOFFORD (ESPN+)</b>	<b>W, 83-58</b>
J14	<b>*CHATTANOOGA (ESPN)</b>	<b>W, 75-74</b>
J18	*at ETSU (ESPN+)	W, 69-59
J21	<b>*WESTERN CAROLINA (ESPN+)</b>	<b>W, 74-65</b>
J25	*at Furman (ESPN+)	L, 84-91 (OT)
J28	*at Wofford (CBS Sports Network)	L, 77-85
F1	*at Western Carolina (ESPN+)	W, 85-77
F4	<b>*ETSU (ESPN+)</b>	<b>W, 73-62</b>
F8	*at Mercer (ESPN+)	W, 70-69 (OT)
F11	<b>*THE CITADEL (ESPN+)</b>	<b>W, 76-70</b>
F15	<b>*UNCG (ESPN+)</b>	<b>W, 83-71</b>
F18	*at VMI (Nexstar/ESPN+)	W, 96-61
F22	*at Chattanooga (ESPN+)	6 p.m. CT
F25	<b>*FURMAN (CBS Sports Network)</b>	<b>1 p.m. CT</b>
M3-6	at Ingles SoCon Championship (Asheville, N.C.)	

^ - Tennessee Southern MTE



**Chattanooga**  
(15-15, 7-10 SoCon)


N7	at College of Charleston (FloHoops)	L, 78-85
N10	<b>OAKLAND CITY (ESPN+)</b>	<b>W, 93-49</b>
N15	at Ole Miss (SEC Network+)	L, 58-70
N19	<b>COVENANT (ESPN+)</b>	<b>W, 108-55</b>
N23	<b>LIPSCOMB (ESPN+)</b>	<b>L, 66-72</b>
N26	<b>MURRAY STATE (ESPN+)</b>	<b>W, 69-66</b>
N30	at Tennessee Tech (ESPN+)	W, 81-74
D3	at Gardner-Webb (ESPN+)	W, 82-71
D6	<b>MILWAUKEE (ESPN+)</b>	<b>W, 88-76</b>
D10	<b>JOHNSON UNIVERSITY (ESPN+)</b>	<b>W, 97-47</b>
D15	at Middle Tennessee (ESPN+)	W, 82-73
D18	<b>BELMONT (ESPN+)</b>	<b>L, 79-83 (OT)</b>
D21	at Georgia (ESPN+/SEC Network Plus)	L, 65-72
D29	*at The Citadel (ESPN+)	L, 68-76
D31	*at Mercer (ESPN+)	W, 80-51
J4	*at UNCG (ESPN+)	L, 61-73
J7	* <b>VMI (ESPN+)</b>	<b>W, 85-78</b>
J11	* <b>WESTERN CAROLINA (ESPN+)</b>	<b>W, 95-76</b>
J14	*at Samford (ESPN+)	L, 74-75
J18	* <b>FURMAN (ESPN+)</b>	<b>L, 69-77</b>
J21	* <b>ETSU (ESPN+)</b>	<b>L, 62-78</b>
J25	* <b>WOFFORD (ESPN+)</b>	<b>L, 80-85</b>
J28	*at ETSU (Nexstar/ESPN+)	W, 73-64
F1	*at Furman (ESPN+)	L, 58-79
F4	*at Western Carolina (Nexstar/ESPN+)	L, 68-83
F8	* <b>THE CITADEL (ESPN+)</b>	<b>W, 82-63</b>
F11	* <b>MERCER (CBS Sports Network)</b>	<b>W, 73-56</b>
F15	*at VMI (ESPN+)	W, 78-58
F18	* <b>UNCG (CBS Sports Network)</b>	<b>L, 76-93</b>
F22	* <b>SAMFORD (ESPN+)</b>	<b>L, 70-75</b>
F25	*at Wofford (Nexstar/ESPN+)	7 p.m.
M3-6	at Ingles SoCon Championship (Asheville, N.C.)	



**VMI**  
(7-23, 2-15 SoCon)

N7	at Richmond (MASN2/ESPN+)	L, 48-69
N10	<b>PENN STATE NEW KENSINGTON (ESPN+)</b>	<b>W, 100-58</b>
N13	at Davidson (ESPN+)	L, 71-75
N18	at Longwood^ (ESPN+)	L, 58-90
N19	vs. SIUE^ (ESPN+)	L, 67-93
N20	vs. Farleigh Dickinson^ (ESPN+)	L, 89-93
N26	<b>REGENT (ESPN+)</b>	<b>W, 108-58</b>
N29	at Presbyterian (ESPN+)	L, 57-72
D3	<b>NAVY (ESPN+)</b>	<b>W, 80-72</b>
D7	<b>CARLOW (ESPN+)</b>	<b>W, 106-67</b>
D10	<b>RADFORD (ESPN+)</b>	<b>W, 77-74</b>
D13	at American (ESPN+)	L, 61-69
D22	at Fordham (ESPN+)	L, 77-80 (OT)
D29	*at Furman (ESPN+)	L, 62-85
D31	* <b>ETSU (ESPN+)</b>	<b>L, 50-64</b>
J4	*at Samford (ESPN+)	L, 78-87
J7	*at Chattanooga (ESPN+)	L, 78-85
J11	* <b>UNCG (ESPN+)</b>	<b>L, 57-72</b>
J14	*at Wofford (ESPN+)	L, 67-86
J19	* <b>MERCER (ESPN+)</b>	<b>L, 61-69</b>
J21	* <b>THE CITADEL (Nexstar/ESPN+)</b>	<b>L, 52-60</b>
J25	*at UNCG (ESPN+)	L, 50-62
J28	* <b>WESTERN CAROLINA (ESPN+)</b>	<b>L, 65-71</b>
F2	*at The Citadel (ESPN+)	W, 75-69
F4	*at Mercer (ESPN+)	L, 54-80
F8	* <b>FURMAN (ESPN+)</b>	<b>L, 63-94</b>
F10	*at ETSU (ESPN+)	L, 65-69
F15	* <b>CHATTANOOGA (ESPN+)</b>	<b>L, 58-78</b>
F18	* <b>SAMFORD (Nexstar/ESPN+)</b>	<b>L, 61-96</b>
F22	* <b>WOFFORD (ESPN+)</b>	<b>W, 87-83 (OT)</b>
F25	*at Western Carolina (ESPN+)	4 p.m.
M3-6	at Ingles SoCon Championship (Asheville, N.C.)	


^ - JK54 Classic (Farmville, Va.)



**Western Carolina**  
(16-14, 9-8 SoCon)

N7	at Georgia (SEC Network Plus)	L, 55-68
N10	at Maryland (Big Ten Network Plus)	L, 51-71
N13	<b>BRESCIA (ESPN+)</b>	<b>W, 112-45</b>
N18	at McNeese^ (ESPN+)	W, 88-69
N19	vs. Lamar^	W, 98-91 (OT)
N20	vs. Lindenwood^	W, 90-88 (OT)
N26	at UNC Asheville (ESPN+)	L, 61-73
N30	<b>GARDNER-WEBB (ESPN+)</b>	<b>L, 55-71</b>
D3	<b>USC UPSTATE (ESPN+)</b>	<b>L, 64-79</b>
D7	at Davidson (ESPN+)	L, 64-72
D10	<b>BREVARD (ESPN+)</b>	<b>W, 99-55</b>
D17	at Tennessee Tech (ESPN+)	W, 75-65
D20	<b>TOCCOA FALLS (ESPN+)</b>	<b>W, 117-50</b>
D29	* <b>UNCG (ESPN+)</b>	<b>L, 47-72</b>
D31	* <b>FURMAN (ESPN+)</b>	<b>W, 79-67</b>
J4	*at ETSU (ESPN+)	W, 71-60
J7	* <b>MERCER (ESPN+)</b>	<b>W, 73-45</b>
J11	*at Chattanooga (ESPN+)	L, 76-95
J14	*at The Citadel (ESPN+)	L, 61-65
J18	* <b>WOFFORD (ESPN+)</b>	<b>W, 76-71</b>
J21	*at Samford (ESPN+)	L, 65-74
J25	* <b>THE CITADEL (ESPN+)</b>	<b>L, 70-81</b>
J28	*at VMI (ESPN+)	W, 71-65
F1	* <b>SAMFORD (ESPN+)</b>	<b>L, 77-85</b>
F4	* <b>CHATTANOOGA (Nexstar/ESPN+)</b>	<b>W, 83-68</b>
F8	*at Wofford (ESPN+)	W, 95-91 (2OT)
F11	*at Furman (Nexstar/ESPN+)	L, 59-93
F15	* <b>ETSU (ESPN+)</b>	<b>W, 68-66</b>
F18	*at Mercer (ESPN+)	W, 71-68
F22	*at UNCG (ESPN+)	L, 52-71
F25	* <b>VMI (ESPN+)</b>	<b>4 p.m.</b>
M3-6	at Ingles SoCon Championship (Asheville, N.C.)	

^ - McNeese MTE (Lake Charles, La.)



**Wofford**  
(15-15, 7-10 SoCon)

N7	<b>BOB JONES (ESPN+)</b>	<b>W, 120-48</b>
N12	at High Point (ESPN+)	L, 80-91
N14	at Drake (Mediacom MC22/ESPN+)	L, 72-80
N18	<b>GARDNER-WEBB^ (ESPN+)</b>	<b>W, 60-58</b>
N20	<b>NORTH CAROLINA A&amp;T^ (ESPN+)</b>	<b>W, 78-64</b>
N23	<b>NORTH GREENVILLE (ESPN+)</b>	<b>W, 70-59</b>
N27	at LSU (ESPN+/SEC Network Plus)	L, 75-78
D1	<b>PRESBYTERIAN (ESPN+)</b>	<b>W, 76-63</b>
D3	at Vanderbilt (SEC Network Plus)	L, 62-65
D6	<b>COASTAL CAROLINA (ESPN+)</b>	<b>W, 71-61</b>
D10	at Georgia Southern (ESPN+)	L, 57-79
D17	<b>MONTREAT (ESPN+)</b>	<b>W, 107-65</b>
D20	at Texas A&M (SEC Network Plus)	W, 67-62
D29	* <b>ETSU (ESPN+)</b>	<b>L, 71-73</b>
D31	* <b>UNCG (ESPN+)</b>	<b>L, 64-73</b>
J4	*at Mercer (ESPN+)	W, 53-52
J7	* <b>THE CITADEL (Nexstar/ESPN+)</b>	<b>W, 77-57</b>
J11	*at Samford (ESPN+)	L, 58-83
J14	* <b>VMI (ESPN+)</b>	<b>W, 86-67</b>
J18	*at Western Carolina (ESPN+)	L, 71-76
J22	* <b>FURMAN (ESPN+)</b>	<b>L, 82-96</b>
J25	*at Chattanooga (ESPN+)	W, 85-80
J28	* <b>SAMFORD (CBS Sports Network)</b>	<b>W, 85-77</b>
F1	*at ETSU (ESPN+)	L, 52-77
F4	*at Furman (CBS Sports Network)	L, 67-80
F8	* <b>WESTERN CAROLINA (ESPN+)</b>	<b>L, 91-95 (2OT)</b>
F12	*at UNCG (ESPN+)	L, 89-97 (OT)
F15	* <b>MERCER (ESPN+)</b>	<b>W, 70-67</b>
F18	*at The Citadel (ESPN+)	W, 72-68
F22	*at VMI (ESPN+)	L, 83-87 (OT)
F25	* <b>CHATTANOOGA (Nexstar/ESPN+)</b>	<b>7 p.m.</b>
M3-6	at Ingles SoCon Championship (Asheville, N.C.)	

^ - Battle of the Carolinas  
& - Bon Secours Wellness Arena

### Southern Conference men's basketball media relations information

<p><b>The Citadel (CitadelSports.com)</b> John Brush (jbrush@citadel.edu) Phone: 843-953-6795</p> <p><b>ETSU (ETSUBucs.com)</b> Kevin Brown (brownk@etsu.edu) Phone: 423-439-5263</p> <p><b>Furman (FurmanPaladins.com)</b> Jordan Caskey (jordan.caskey@furman.edu) Phone: 864-294-3065</p> <p><b>Mercer (MercerBears.com)</b> Amanda Cover (cover_al@mercer.edu) Phone: 478-301-5218</p> <p><b>UNCG (UNCGSpartans.com)</b> Denise Archetto (d_archetto@uncg.edu) Phone: 770-598-2901</p> <p><b>Samford (SamfordSports.com)</b> Jacob Horton (jhorton8@samford.edu) Phone: 205-726-4217</p>	<p><b>Chattanooga (GoMocs.com)</b> Corey Belonzi (corey-belonzi@utc.edu) Phone: 423-425-2116</p> <p><b>VMI (VMIKeydets.com)</b> Daniel Whitehead (whiteheadk@vmi.edu) Phone: 540-464-7514</p> <p><b>Western Carolina (CatamountSports.com)</b> Steven Grandy (sgrandy@email.wcu.edu) Phone: 828-227-2655</p> <p><b>Wofford (WoffordTerriers.com)</b> Ryan Scott (scottrm@wofford.edu) Phone: 864-597-4092</p> <p><b>Southern Conference (SoConSports.com)</b> Phil Perry (pperry@socon.org) Phone: 864-591-5100 // Cell: 864-525-5174</p>	
--	---	--



2022-23 Southern Conference  
CONFERENCE BASKETBALL STATISTICS  
Through games of Feb 24, 2023 (All games)

SCORING OFFENSE	G	W-L	Pts	Avg/G
1. Furman	30	23-7	2454	81.8
2. Samford	30	21-9	2358	78.6
3. Chattanooga	30	15-15	2298	76.6
4. Wofford	30	15-15	2251	75.0
5. Western Carolina	30	16-14	2223	74.1
6. UNCG	30	20-10	2178	72.6
7. ETSU	30	11-19	2091	69.7
8. VMI	30	7-23	2082	69.4
9. Mercer	30	12-18	2072	69.1
10. The Citadel	30	10-20	2067	68.9

SCORING DEFENSE	G	Pts	Avg/G
1. UNCG	30	1934	64.5
2. Mercer	30	2047	68.2
3. ETSU	30	2077	69.2
4. Samford	30	2112	70.4
5. Furman	30	2125	70.8
6. Chattanooga	30	2133	71.1
7. Western Carolina	30	2134	71.1
8. Wofford	30	2178	72.6
9. The Citadel	30	2236	74.5
10. VMI	30	2280	76.0

SCORING MARGIN	G	Offense	Defense	Margin
1. Furman	30	81.8	70.8	+11.0
2. Samford	30	78.6	70.4	+8.2
3. UNCG	30	72.6	64.5	+8.1
4. Chattanooga	30	76.6	71.1	+5.5
5. Western Carolina	30	74.1	71.1	+3.0
6. Wofford	30	75.0	72.6	+2.4
7. Mercer	30	69.1	68.2	+0.8
8. ETSU	30	69.7	69.2	+0.5
9. The Citadel	30	68.9	74.5	-5.6
10. VMI	30	69.4	76.0	-6.6

FREE THROW PCT	G	FTM	FTA	Pct.
1. VMI	30	294	381	.772
2. The Citadel	30	365	477	.765
3. Samford	30	522	696	.750
4. Furman	30	418	565	.740
5. Wofford	30	374	511	.732
6. UNCG	30	405	563	.719
7. Chattanooga	30	388	541	.717
8. Western Carolina	30	442	620	.713
9. Mercer	30	336	490	.686
10. ETSU	30	339	505	.671

FIELD GOAL PERCENTAGE	G	FGM	FGA	Pct.
1. Furman	30	875	1806	.484
2. Wofford	30	824	1732	.476
3. ETSU	30	781	1709	.457
4. Samford	30	782	1722	.454
5. Mercer	30	779	1725	.452
6. UNCG	30	768	1725	.445
7. Chattanooga	30	782	1764	.443
8. The Citadel	30	738	1679	.440
9. Western Carolina	30	762	1785	.427
10. VMI	30	750	1782	.421

FIELD GOAL PCT DEFENSE	G	FGM	FGA	Pct.
1. UNCG	30	680	1687	.403
2. Chattanooga	30	757	1793	.422
3. Samford	30	716	1681	.426
4. ETSU	30	749	1725	.434
5. Mercer	30	718	1644	.437
6. The Citadel	30	780	1758	.444
7. Furman	30	779	1741	.447
8. Western Carolina	30	784	1752	.447
9. Wofford	30	800	1747	.458
10. VMI	30	815	1768	.461

3-POINT FG PCT	G	3FGM	3FGA	Pct.
1. Chattanooga	30	346	923	.375
2. VMI	30	288	805	.358
3. Samford	30	272	770	.353
4. UNCG	30	237	672	.353
5. Furman	30	286	826	.346
6. Mercer	30	178	523	.340
7. Wofford	30	229	675	.339
8. Western Carolina	30	257	758	.339
9. The Citadel	30	226	671	.337
10. ETSU	30	190	592	.321

3-POINT FG PCT DEFENSE	G	3FGM	3FGA	Pct.
1. ETSU	30	234	736	.318
2. UNCG	30	224	699	.320
3. The Citadel	30	245	737	.332
4. Western Carolina	30	166	496	.335
5. Chattanooga	30	254	745	.341
6. Mercer	30	190	554	.343
7. Furman	30	211	609	.346
8. Wofford	30	253	727	.348
9. Samford	30	258	726	.355
10. VMI	30	319	882	.362

REBOUNDING OFFENSE	G	Rebounds	Avg/G
1. UNCG	30	1113	37.1
2. Western Carolina	30	1103	36.8
3. Chattanooga	30	1099	36.6
4. Samford	30	1084	36.1
5. Furman	30	1076	35.9
6. VMI	30	1066	35.5
7. ETSU	30	1057	35.2
8. Mercer	30	1021	34.0
9. Wofford	30	982	32.7
10. The Citadel	30	962	32.1

REBOUNDING DEFENSE	G	Rebounds	Avg/G
1. Wofford	30	935	31.2
2. Furman	30	979	32.6
3. Mercer	30	983	32.8
4. ETSU	30	993	33.1
5. Samford	30	997	33.2
6. UNCG	30	1000	33.3
7. VMI	30	1004	33.5
8. Chattanooga	30	1020	34.0
9. Western Carolina	30	1055	35.2
10. The Citadel	30	1100	36.7

2022-23 Southern Conference  
CONFERENCE BASKETBALL STATISTICS  
Through games of Feb 24, 2023 (All games)

REBOUNDING MARGIN		G	Team	Avg.	Opp.	Avg.	Margin
1.	UNCG	30	1113	37.1	1000	33.3	+3.8
2.	Furman	30	1076	35.9	979	32.6	+3.2
3.	Samford	30	1084	36.1	997	33.2	+2.9
4.	Chattanooga	30	1099	36.6	1020	34.0	+2.6
5.	ETSU	30	1057	35.2	993	33.1	+2.1
6.	VMI	30	1066	35.5	1004	33.5	+2.1
7.	Western Carolina	30	1103	36.8	1055	35.2	+1.6
8.	Wofford	30	982	32.7	935	31.2	+1.6
9.	Mercer	30	1021	34.0	983	32.8	+1.3
10.	The Citadel	30	962	32.1	1100	36.7	-4.6

BLOCKED SHOTS		G	No.	Avg/G
1.	Chattanooga	30	109	3.6
2.	Furman	30	97	3.2
3.	ETSU	30	93	3.1
4.	The Citadel	30	81	2.7
5.	Samford	30	79	2.6
6.	Western Carolina	30	77	2.6
7.	UNCG	30	75	2.5
8.	Mercer	30	64	2.1
9.	Wofford	30	61	2.0
10.	VMI	30	35	1.2

ASSISTS		G	No.	Avg/G
1.	Furman	30	536	17.9
2.	Chattanooga	30	464	15.5
3.	UNCG	30	444	14.8
4.	Mercer	30	391	13.0
5.	Wofford	30	387	12.9
6.	Western Carolina	30	376	12.5
7.	ETSU	30	373	12.4
8.	The Citadel	30	357	11.9
9.	Samford	30	354	11.8
10.	VMI	30	341	11.4

STEALS		G	No.	Avg/G
1.	Samford	30	239	8.0
2.	UNCG	30	218	7.3
3.	Furman	30	208	6.9
4.	ETSU	30	186	6.2
5.	Chattanooga	30	177	5.9
6.	Wofford	30	176	5.9
7.	Western Carolina	30	174	5.8
8.	Mercer	30	171	5.7
9.	The Citadel	30	166	5.5
10.	VMI	30	161	5.4

TURNOVER MARGIN		G	Team	Avg.	Opp.	Avg.	Margin
1.	Furman	30	343	11.4	407	13.6	+2.1
2.	UNCG	30	355	11.8	409	13.6	+1.8
3.	Samford	30	386	12.9	438	14.6	+1.7
4.	Mercer	30	340	11.3	361	12.0	+0.7
5.	Western Carolina	30	330	11.0	345	11.5	+0.5
6.	Wofford	30	334	11.1	341	11.4	+0.2
7.	Chattanooga	30	352	11.7	327	10.9	-0.8
8.	ETSU	30	400	13.3	367	12.2	-1.1
9.	The Citadel	30	374	12.5	332	11.1	-1.4
10.	VMI	30	403	13.4	322	10.7	-2.7

ASSIST/TURNOVER RATIO		G	Ast.	Avg.	T/O	Avg.	Ratio
1.	Furman	30	536	17.9	343	11.4	1.6
2.	Chattanooga	30	464	15.5	352	11.7	1.3
3.	UNCG	30	444	14.8	355	11.8	1.3
4.	Wofford	30	387	12.9	334	11.1	1.2
5.	Mercer	30	391	13.0	340	11.3	1.2
6.	Western Carolina	30	376	12.5	330	11.0	1.1
7.	The Citadel	30	357	11.9	374	12.5	1.0
8.	ETSU	30	373	12.4	400	13.3	0.9
9.	Samford	30	354	11.8	386	12.9	0.9
10.	VMI	30	341	11.4	403	13.4	0.8

OFFENSIVE REBOUNDS		G	No.	Avg/G
1.	VMI	30	325	10.8
2.	ETSU	30	322	10.7
3.	UNCG	30	312	10.4
4.	Chattanooga	30	306	10.2
5.	Samford	30	305	10.2
	Furman	30	305	10.2
7.	Mercer	30	302	10.1
8.	Western Carolina	30	300	10.0
9.	Wofford	30	272	9.1
10.	The Citadel	30	215	7.2

DEFENSIVE REBOUNDS		G	No.	Avg/G
1.	Western Carolina	30	803	26.8
2.	UNCG	30	801	26.7
3.	Chattanooga	30	793	26.4
4.	Samford	30	779	26.0
5.	Furman	30	771	25.7
6.	The Citadel	30	747	24.9
7.	VMI	30	741	24.7
8.	ETSU	30	735	24.5
9.	Mercer	30	719	24.0
10.	Wofford	30	710	23.7

DEFENSIVE REB PCT.		G	D-Reb	Opp. OR	D-Reb%
1.	Western Carolina	30	803	254	.760
2.	Chattanooga	30	793	277	.741
3.	UNCG	30	801	282	.740
4.	Furman	30	771	274	.738
5.	Samford	30	779	282	.734
6.	VMI	30	741	274	.730
7.	Wofford	30	710	265	.728
8.	Mercer	30	719	275	.723
9.	ETSU	30	735	300	.710
10.	The Citadel	30	747	321	.699

OFFENSIVE REB PCT.		G	O-Reb	Opp. DR	O-Reb%
1.	ETSU	30	322	693	.317
2.	VMI	30	325	730	.308
3.	UNCG	30	312	718	.303
4.	Furman	30	305	705	.302
5.	Samford	30	305	715	.299
6.	Mercer	30	302	708	.299
7.	Chattanooga	30	306	743	.292
8.	Wofford	30	272	670	.289
9.	Western Carolina	30	300	801	.272
10.	The Citadel	30	215	779	.216

2022-23 Southern Conference  
CONFERENCE BASKETBALL STATISTICS  
Through games of Feb 24, 2023 (All games)

3-POINT FG MADE	G	No.	Avg/G
1. Chattanooga	30	346	11.5
2. VMI	30	288	9.6
3. Furman	30	286	9.5
4. Samford	30	272	9.1
5. Western Carolina	30	257	8.6
6. UNCG	30	237	7.9
7. Wofford	30	229	7.6
8. The Citadel	30	226	7.5
9. ETSU	30	190	6.3
10. Mercer	30	178	5.9

2022-23 Southern Conference  
CONFERENCE BASKETBALL STATISTICS  
Through games of Feb 24, 2023 (All games)

Team	Conference	Pct.	PF	PA	Overall	Pct.	PF	PA	Current unbeaten streak
Samford	15-2	.882	78.2	70.0	21-9	.700	78.6	70.4	Samford -- 7
Furman	14-3	.824	81.2	69.2	23-7	.767	81.8	70.8	Furman -- 2
UNCG	14-3	.824	74.4	63.5	20-10	.667	72.6	64.5	UNCG -- 2
Western Carolina	9-8	.529	70.2	72.8	16-14	.533	74.1	71.1	ETSU -- 1
Chattanooga	7-10	.412	73.6	72.9	15-15	.500	76.6	71.1	VMI -- 1
Wofford	7-10	.412	73.9	76.8	15-15	.500	75.0	72.6	
ETSU	7-10	.412	68.7	69.5	11-19	.367	69.7	69.2	
Mercer	5-12	.294	62.9	67.8	12-18	.400	69.1	68.2	
The Citadel	5-12	.294	67.1	74.5	10-20	.333	68.9	74.5	
VMI	2-15	.118	63.7	77.1	7-23	.233	69.4	76.0	

TEAM SUMMARIES	G	PF-PA	Avg score	Margin	FG-FGA	Pct.	3FG-FGA	Pct.	FT-FTA	Pct.	RebF	RebA	Margin
Chattanooga	30	2298-2133	76.6-71.1	+5.5	782-1764	.443	346-923	.375	388-541	.717	1099	1020	+2.6
ETSU	30	2091-2077	69.7-69.2	+0.5	781-1709	.457	190-592	.321	339-505	.671	1057	993	+2.1
Furman	30	2454-2125	81.8-70.8	+11.0	875-1806	.484	286-826	.346	418-565	.740	1076	979	+3.2
Mercer	30	2072-2047	69.1-68.2	+0.8	779-1725	.452	178-523	.340	336-490	.686	1021	983	+1.3
Samford	30	2358-2112	78.6-70.4	+8.2	782-1722	.454	272-770	.353	522-696	.750	1084	997	+2.9
The Citadel	30	2067-2236	68.9-74.5	-5.6	738-1679	.440	226-671	.337	365-477	.765	962	1100	-4.6
UNCG	30	2178-1934	72.6-64.5	+8.1	768-1725	.445	237-672	.353	405-563	.719	1113	1000	+3.8
VMI	30	2082-2280	69.4-76.0	-6.6	750-1782	.421	288-805	.358	294-381	.772	1066	1004	+2.1
Western Carolina	30	2223-2134	74.1-71.1	+3.0	762-1785	.427	257-758	.339	442-620	.713	1103	1055	+1.6
Wofford	30	2251-2178	75.0-72.6	+2.4	824-1732	.476	229-675	.339	374-511	.732	982	935	+1.6

ATTENDANCE	Home	Average	Away	Average	Neutral	Average	Total	Average
Chattanooga	16-49608	3100	14-39234	2802	0-0	0	30-88842	2961
ETSU	15-46362	3091	13-35214	2709	2-1796	898	30-83372	2779
Furman	16-34941	2184	10-29861	2986	4-7768	1942	30-72570	2419
Mercer	13-22290	1715	14-30860	2204	3-804	268	30-53954	1798
Samford	15-36534	2436	15-32983	2199	0-0	0	30-69517	2317
The Citadel	14-22316	1594	14-51650	3689	2-467	234	30-74433	2481
UNCG	14-17668	1262	13-50100	3854	3-0	0	30-67768	2259
VMI	14-18939	1353	14-29745	2125	2-264	132	30-48948	1632
Western Carolina	13-21567	1659	15-45023	3002	2-390	195	30-66980	2233
Wofford	15-18343	1223	15-50214	3348	0-0	0	30-68557	2285
Totals	145-288568	1990	137-394884	2882	18-11489	638	300-694941	2316

2022-23 Southern Conference  
INDIVIDUAL BASKETBALL STATISTICS  
Through games of Feb 24, 2023 (All games)

To be ranked, a player must appear in at least 75.0% of their team's games.

SCORING								REBOUNDING							
	Cl	G	FG	3FG	FT	Pts	Avg/G		Cl	G	Off	Def	Total	Avg/G	
1. Mike Bothwell-FUR	Sr	30	180	40	121	521	17.4	1. Tyzhaun Claude-WCU	Jr	27	88	146	234	8.7	
2. Stephen Clark-CIT	Sr	30	203	11	84	501	16.7	2. Jaden Seymour-ETSU	So	27	66	135	201	7.4	
3. B.J. Mack-WOF	Sr	29	173	49	84	479	16.5	3. Vonterius Woolbright-WCU	Sr	29	42	167	209	7.2	
4. Jalen Slawson-FUR	Sr	30	165	34	116	480	16.0	4. Jalen Slawson-FUR	Sr	30	56	159	215	7.2	
5. Tre Jackson-WCU	Jr	29	145	98	67	455	15.7	5. Mohammed Abdulsalam-UNCG	Sr	30	61	153	214	7.1	
6. Jalyn McCreary-MER	So	30	211	0	38	460	15.3	6. Taeshaud Jackson-VMI	Fr	29	61	143	204	7.0	
7. Tyzhaun Claude-WCU	Jr	27	149	2	113	413	15.3	7. Stephen Clark-CIT	Sr	30	47	150	197	6.6	
8. Austin Ash-CIT	Sr	30	148	102	58	456	15.2	8. Jermaine Marshall-SAM	Jr	29	52	135	187	6.4	
9. Jordan King-ETSU	Sr	30	160	61	74	455	15.2	9. Jalen Haynes-ETSU	So	30	77	114	191	6.4	
10. Keyshaun Langley-UNCG	Sr	30	156	86	47	445	14.8	10. Keondre Kennedy-UNCG	Sr	28	30	142	172	6.1	
Jackson Paveletzke-WOF	Fr	30	146	41	112	445	14.8	11. Jalyn McCreary-MER	So	30	68	96	164	5.5	
12. Jalen Haynes-ETSU	So	30	165	3	102	435	14.5	12. B.J. Mack-WOF	Sr	29	31	127	158	5.4	
13. Vonterius Woolbright-WCU	Sr	29	142	9	125	418	14.4	13. Messiah Jones-WOF	Sr	30	69	91	160	5.3	
14. Asher Woods-VMI	Sr	30	149	46	78	422	14.1	14. Marcus Foster-FUR	Jr	30	39	117	156	5.2	
15. Jamal Johnson-UTC	Fr	30	127	81	85	420	14.0	15. Logan Dye-SAM	Sr	30	44	110	154	5.1	
16. Keondre Kennedy-UNCG	Sr	28	125	58	69	377	13.5	16. Sean Conway-VMI	Sr	28	50	93	143	5.1	
17. Logan Dye-SAM	Sr	30	136	35	84	391	13.0	17. Tyler Houser-VMI	Fr	30	46	106	152	5.1	
18. Jermaine Marshall-SAM	Jr	29	113	37	102	365	12.6	18. Rickey Bradley-VMI	Fr	29	34	103	137	4.7	
19. Sean Conway-VMI	Sr	28	122	62	37	343	12.3	19. Kyler Filewich-WOF	Jr	30	59	80	139	4.6	
20. Kamar Robertson-MER	Sr	26	91	40	63	285	11.0	Austin Ash-CIT	Sr	30	10	129	139	4.6	
21. Marcus Foster-FUR	Jr	30	114	55	44	327	10.9								
22. JP Pegues-FUR	So	30	112	54	48	326	10.9								
23. Tony Felder-VMI	Fr	30	107	55	46	315	10.5								
24. Tyler Houser-VMI	Fr	30	117	36	41	311	10.4								
25. Mikeal Brown-Jones-UNCG	Jr	29	109	7	70	295	10.2								
26. Bubba Parham-SAM	Sr	30	83	56	70	292	9.7								
Russell Jones Jr.-WCU	Jr	30	97	53	45	292	9.7								
28. Messiah Jones-WOF	Sr	30	107	0	69	283	9.4								
29. Dalvin White-UTC	Sr	28	90	57	26	263	9.4								
30. Rickey Bradley-VMI	Fr	29	95	24	54	268	9.2								
FIELD GOAL PCT						ASSISTS									
	Cl	G	FGM	FGA	Pct.		Cl	G	No.	Avg/G					
1. Mikeal Brown-Jones-UNCG	Jr	29	109	185	.589	1. Vonterius Woolbright-WCU	Sr	29	144	5.0					
2. Jalen Haynes-ETSU	So	30	165	284	.581	2. JP Pegues-FUR	So	30	121	4.0					
3. Messiah Jones-WOF	Sr	30	107	189	.566	3. Jackson Paveletzke-WOF	Fr	30	117	3.9					
4. Jalen Slawson-FUR	Sr	30	165	294	.561	4. Dante Treacy-UNCG	Sr	30	112	3.7					
5. Jalyn McCreary-MER	So	30	211	382	.552	5. Kobe Langley-UNCG	Sr	30	107	3.6					
6. Garrett Hien-FUR	Jr	28	92	167	.551	6. Jalen Slawson-FUR	Sr	30	102	3.4					
7. Mike Bothwell-FUR	Sr	30	180	347	.519	7. Luis Hurtado-MER	Sr	29	96	3.3					
8. Tyzhaun Claude-WCU	Jr	27	149	290	.514	8. Jordan King-ETSU	Sr	30	98	3.3					
9. Stephen Clark-CIT	Sr	30	203	398	.510	9. Mike Bothwell-FUR	Sr	30	97	3.2					
10. Logan Dye-SAM	Sr	30	136	271	.502	10. Tony Felder-VMI	Fr	30	91	3.0					
11. B.J. Mack-WOF	Sr	29	173	348	.497	11. Stephen Clark-CIT	Sr	30	88	2.9					
12. Jackson Paveletzke-WOF	Fr	30	146	296	.493	12. Dalvin White-UTC	Sr	28	80	2.9					
13. Rickey Bradley-VMI	Fr	29	95	198	.480	13. Allen Strothers-ETSU	Fr	28	79	2.8					
14. Bas Leyte-UNCG	Sr	30	90	191	.471	14. Bubba Parham-SAM	Sr	30	77	2.6					
15. Jermaine Marshall-SAM	Jr	29	113	242	.467	15. Jaron Rillie-SAM	So	30	75	2.5					

2022-23 Southern Conference  
INDIVIDUAL BASKETBALL STATISTICS  
Through games of Feb 24, 2023 (All games)

FREE THROW PCT					
	Cl	G	FTM	FTA	Pct.
1. Tre Jackson-WCU	Jr	29	67	73	.918
2. Jordan King-ETSU	Sr	30	74	87	.851
3. Jackson Paveletzke-WOF	Fr	30	112	133	.842
4. Mike Bothwell-FUR	Sr	30	121	144	.840
5. Kamar Robertson-MER	Sr	26	63	75	.840
6. Jamal Johnson-UTC	Sr	30	85	102	.833
7. Keondre Kennedy-UNCG	Sr	28	69	84	.821
8. Bubba Parham-SAM	Sr	30	70	87	.805
9. B.J. Mack-WOF	Sr	29	84	105	.800
Dante Treacy-UNCG	Sr	30	60	75	.800
11. Asher Woods-VMI	Fr	30	78	98	.796
12. Jermaine Marshall-SAM	Jr	29	102	130	.785
13. Jalen Slawson-FUR	Sr	30	116	148	.784
14. Mikeal Brown-Jones-UNCG	Jr	29	70	92	.761
15. Logan Dye-SAM	Sr	30	84	119	.706

STEALS				
	Cl	G	No.	Avg/G
1. Kobe Langley-UNCG	Sr	30	56	1.9
2. Keyshaun Langley-UNCG	Sr	30	54	1.8
3. Elijah Morgan-CIT	Jr	30	52	1.7
4. Jalen Slawson-FUR	Sr	30	50	1.7
5. A.J. Staton-McCray-SAM	So	29	48	1.7
6. Russell Jones Jr.-WCU	Jr	30	49	1.6
7. Corey Tripp-WOF	So	30	41	1.4
8. Jermaine Marshall-SAM	Jr	29	38	1.3
9. Allen Strothers-ETSU	Fr	28	34	1.2
10. Tre Jackson-WCU	Jr	29	33	1.1
11. Jordan King-ETSU	Sr	30	34	1.1
12. Vonterius Woolbright-WCU	Sr	29	32	1.1
13. Jamal Johnson-UTC	Sr	30	33	1.1
14. Marcus Foster-FUR	Jr	30	32	1.1
Jaron Rillie-SAM	So	30	32	1.1
Bubba Parham-SAM	Sr	30	32	1.1

3-POINT FG PCT					
	Cl	G	3FG	FGA	Pct.
1. Dalvin White-UTC	Sr	28	57	131	.435
2. Keyshaun Langley-UNCG	Sr	30	86	202	.426
3. Tre Jackson-WCU	Jr	29	98	231	.424
4. Jackson Paveletzke-WOF	Fr	30	41	98	.418
5. Kamar Robertson-MER	Sr	26	40	97	.412
6. Keondre Kennedy-UNCG	Sr	28	58	144	.403
7. Austin Ash-CIT	Sr	30	102	257	.397
8. Jamal Johnson-UTC	Sr	30	81	205	.395
9. Sean Conway-VMI	Sr	28	62	157	.395
10. Shawn Walker Jr.-MER	Sr	29	35	89	.393
11. Jalen Slawson-FUR	Sr	30	34	87	.391
12. Jermaine Marshall-SAM	Jr	29	37	95	.389
13. Jamarius Hairston-ETSU	Sr	23	28	72	.389
14. Bubba Parham-SAM	Sr	30	56	145	.386
15. Logan Dye-SAM	Sr	30	35	92	.380

3-POINT FG MADE				
	Cl	G	3FG	Avg/G
1. Austin Ash-CIT	Sr	30	102	3.4
2. Tre Jackson-WCU	Jr	29	98	3.4
3. Keyshaun Langley-UNCG	Sr	30	86	2.9
4. Jamal Johnson-UTC	Sr	30	81	2.7
5. Sean Conway-VMI	Sr	28	62	2.2
6. Keondre Kennedy-UNCG	Sr	28	58	2.1
7. Dalvin White-UTC	Sr	28	57	2.0
8. Jordan King-ETSU	Sr	30	61	2.0
9. Bubba Parham-SAM	Sr	30	56	1.9
10. Marcus Foster-FUR	Jr	30	55	1.8
Tony Felder-VMI	Fr	30	55	1.8
12. JP Pegues-FUR	So	30	54	1.8
13. Russell Jones Jr.-WCU	Jr	30	53	1.8
14. B.J. Mack-WOF	Sr	29	49	1.7
15. Kamar Robertson-MER	Sr	26	40	1.5

BLOCKED SHOTS				
	Cl	G	No.	Avg/G
1. Stephen Clark-CIT	Sr	30	54	1.8
2. Jalen Slawson-FUR	Sr	30	47	1.6
3. Jaden Seymour-ETSU	So	27	28	1.0
4. Tyzhaun Claude-WCU	Jr	27	24	0.9
5. Achor Achor-SAM	So	28	24	0.9
6. Brady Spence-CIT	Sr	23	17	0.7
7. Jalyn McCreary-MER	So	30	20	0.7
Jalen Haynes-ETSU	So	30	20	0.7
Tyler Harris-WCU	Sr	30	20	0.7
Sam Alexis-UTC	Fr	27	18	0.7
11. Logan Dye-SAM	Sr	30	19	0.6
12. Keondre Kennedy-UNCG	Sr	28	17	0.6
13. Mohammed Abdulsalam-UNCG	Sr	30	17	0.6
14. Bas Leyte-UNCG	Sr	30	15	0.5
15. Mikeal Brown-Jones-UNCG	Jr	29	14	0.5

ASSIST/TURNOVER RATIO					
	Cl	G	Ast.	T/O	Ratio
1. Kobe Langley-UNCG	Sr	30	107	38	2.8
2. JP Pegues-FUR	So	30	121	56	2.2
3. Dante Treacy-UNCG	Sr	30	112	56	2.0
4. Mike Bothwell-FUR	Sr	30	97	52	1.9
5. Vonterius Woolbright-WCU	Sr	29	144	81	1.8
6. Luis Hurtado-MER	Sr	29	96	56	1.7
7. Jackson Paveletzke-WOF	Fr	30	117	72	1.6
8. Jordan King-ETSU	Sr	30	98	69	1.4
9. Tony Felder-VMI	Fr	30	91	67	1.4
10. Jalen Slawson-FUR	Sr	30	102	77	1.3

2022-23 Southern Conference  
INDIVIDUAL BASKETBALL STATISTICS  
Through games of Feb 24, 2023 (All games)

OFFENSIVE REBOUNDS	Cl	G	No.	Avg/G
1. Tyzhaun Claude-WCU	Jr	27	88	3.3
2. Jalen Haynes-ETSU	So	30	77	2.6
3. Jaden Seymour-ETSU	So	27	66	2.4
4. Messiah Jones-WOF	Sr	30	69	2.3
5. Jalyn McCreary-MER	So	30	68	2.3
6. Taeshaud Jackson-VMI	Fr	29	61	2.1
7. Mohammed Abdulsalam-UNCG	Sr	30	61	2.0
8. Bas Leyte-UNCG	Sr	30	60	2.0
9. Kyler Filewich-WOF	Jr	30	59	2.0
10. Jalen Slawson-FUR	Sr	30	56	1.9
11. Jermaine Marshall-SAM	Jr	29	52	1.8
12. Sean Conway-VMI	Sr	28	50	1.8
13. Sam Alexis-UTC	Fr	27	45	1.7
14. Achor Achor-SAM	So	28	44	1.6
15. Stephen Clark-CIT	Sr	30	47	1.6

DEFENSIVE REBOUNDS	Cl	G	No.	Avg/G
1. Vonterius Woolbright-WCU	Sr	29	167	5.8
2. Tyzhaun Claude-WCU	Jr	27	146	5.4
3. Jalen Slawson-FUR	Sr	30	159	5.3
4. Mohammed Abdulsalam-UNCG	Sr	30	153	5.1
5. Keondre Kennedy-UNCG	Sr	28	142	5.1
6. Stephen Clark-CIT	Sr	30	150	5.0
Jaden Seymour-ETSU	So	27	135	5.0
8. Taeshaud Jackson-VMI	Fr	29	143	4.9
9. Jermaine Marshall-SAM	Jr	29	135	4.7
10. B.J. Mack-WOF	Sr	29	127	4.4
11. Austin Ash-CIT	Sr	30	129	4.3
12. Marcus Foster-FUR	Jr	30	117	3.9
13. Jalen Haynes-ETSU	So	30	114	3.8
14. Logan Dye-SAM	Sr	30	110	3.7
15. Asher Woods-VMI	Fr	30	107	3.6

MINUTES PLAYED	Cl	G	No.	Avg/G
1. Austin Ash-CIT	Sr	30	1107	36.9
2. Jordan King-ETSU	Sr	30	1067	35.6
3. Asher Woods-VMI	Fr	30	1053	35.1
4. Tre Jackson-WCU	Jr	29	1002	34.6
5. Stephen Clark-CIT	Sr	30	1030	34.3
6. Mike Bothwell-FUR	Sr	30	1012	33.7
7. Jackson Paveletzke-WOF	Fr	30	988	32.9
8. Russell Jones Jr.-WCU	Jr	30	977	32.6
9. Vonterius Woolbright-WCU	Sr	29	924	31.9
10. JP Pegues-FUR	So	30	945	31.5
11. Jalen Slawson-FUR	Sr	30	929	31.0
12. Keondre Kennedy-UNCG	Sr	28	865	30.9
13. B.J. Mack-WOF	Sr	29	893	30.8
14. Elijah Morgan-CIT	Jr	30	919	30.6
15. Rickey Bradley-VMI	Fr	29	887	30.6
16. Sean Conway-VMI	Sr	28	836	29.9
17. Corey Tripp-WOF	So	30	894	29.8
18. Keyshaun Langley-UNCG	Sr	30	890	29.7
19. Jamal Johnson-UTC	Sr	30	889	29.6
20. Bubba Parham-SAM	Sr	30	874	29.1
21. Marcus Foster-FUR	Jr	30	864	28.8
22. Tyler Harris-WCU	Sr	30	855	28.5
23. Shawn Walker Jr.-MER	Sr	29	823	28.4
24. Jalen Haynes-ETSU	So	30	846	28.2
25. Dante Treacy-UNCG	Sr	30	832	27.7
26. Allen Strothers-ETSU	Fr	28	757	27.0
27. Jaden Seymour-ETSU	So	27	728	27.0
28. A.J. Caldwell-UTC	Sr	30	808	26.9
29. Tony Felder-VMI	Fr	30	803	26.8
30. Kamar Robertson-MER	Sr	26	681	26.2

2022-23 Southern Conference  
Conference Team Highs  
Through games of Feb 24, 2023 (All games)

TEAM HIGHS (highest totals made by)

Points	120	Wofford vs Bob Jones (11/07/22)
	120	UNCG vs Warren Wilson (12/18/22)
Margin	72 (120-48)	Wofford vs Bob Jones (11/07/22)
	72 (120-48)	UNCG vs Warren Wilson (12/18/22)
Field goals made	49	Wofford vs Bob Jones (11/07/22)
	46	Mercer vs Milligan (11/11/22)
Field goal attempts	86	Western Carolina vs Toccoa Falls (12/20/22)
	83	The Citadel vs Morris (11/15/22)
Field goal percentage	.662 (45-68)	UNCG vs Warren Wilson (12/18/22)
	.661 (37-56)	VMI vs Regent (11/26/22)
3-Pt FG made	22	Chattanooga vs Covenant (11/19/22)
	21	Samford at VMI (02/18/23)
3-Pt FG attempts	53	VMI vs Carlow (12/07/22)
	45	Furman at VMI (02/08/23)
3-Pt percentage	.625 (10-16)	Furman at Mercer (01/11/23)
	.615 (16-26)	VMI at Chattanooga (01/07/23)
Free throws made	33	UNCG at Furman (01/14/23)
	29	Samford at The Citadel (12/31/22)
Free throw attempts	42	ETSU vs Little Rock (11/17/22)
	41	UNCG at Furman (01/14/23)
Free throw percentage	1.000 (17-17)	The Citadel at VMI (01/21/23)
	1.000 (16-16)	ETSU vs Chattanooga (01/28/23)
	1.000 (12-12)	The Citadel vs IUPUI (11/25/22)
	1.000 (11-11)	VMI at Furman (12/29/22)
	1.000 (10-10)	VMI at ETSU (02/10/23)
	1.000 (7-7)	Wofford at Texas A&M (12/20/22)
Rebounds	69	The Citadel vs Morris (11/15/22)
	64	Western Carolina vs Brescia (11/13/22)
Assists	32	UNCG vs Warren Wilson (12/18/22)
	31	Mercer vs Milligan (11/11/22)
	31	Mercer vs Middle Georgia State (12/06/22)
Steals	16	ETSU at The Citadel (01/11/23)
	15	Furman vs North Greenville (11/07/22)
Blocked shots	11	Chattanooga vs Johnson (Tenn.) (12/10/22)
	9	The Citadel vs Western Carolina (01/14/23)
	9	Western Carolina vs Wofford (01/18/23)
Turnovers	24	VMI vs SIUE (11/19/22)
	23	Samford vs Louisiana Tech (11/25/22)
Fouls	29	The Citadel at N.C. Central (12/20/22)
	29	Furman vs UNCG (01/14/23)



2022-23 Southern Conference  
Conference Individual Highs  
Through games of Feb 24, 2023 (All games)

INDIVIDUAL PLAYER GAME HIGHS

Points	47		Tre Jackson (Western Carolina) at Wofford (02/08/23)
	42		Jordan King (ETSU) at The Citadel (01/11/23)
Field goals made	14		Jordan King (ETSU) at The Citadel (01/11/23)
	14		Tre Jackson (Western Carolina) at Wofford (02/08/23)
Field goal attempts	26		Vonterius Woolbright (Western Carolina) at Wofford (02/08/23)
	21		Jake Stephens (Chattanooga) vs Milwaukee (12/06/22)
	21		Tre Jackson (Western Carolina) at Wofford (02/08/23)
	21		Keyshaun Langley (UNCG) vs Wofford (02/12/23)
Field goal percentage	1.000	(8-8)	Jalen Haynes (ETSU) vs Mars Hill (11/30/22)
	1.000	(8-8)	Jah Quinones (Mercer) vs Western Carolina (02/18/23)
3-Pt FG made	9		Austin Ash (The Citadel) vs Longwood (12/17/22)
	8		Jordan King (ETSU) at The Citadel (01/11/23)
	8		Tre Jackson (Western Carolina) at Wofford (02/08/23)
	8		Austin Ash (The Citadel) vs Wofford (02/18/23)
3-Pt FG attempts	17		Devin Butler (VMI) vs Carlow (12/07/22)
	17		Austin Ash (The Citadel) vs Longwood (12/17/22)
3-Pt percentage	.857	(6-7)	Sean Conway (VMI) vs Regent (11/26/22)
	.857	(6-7)	Sean Conway (VMI) vs Navy (12/03/22)
	.857	(6-7)	Marcus Foster (Furman) at Mercer (01/11/23)
	.857	(6-7)	Carson McCorkle (Wofford) vs VMI (01/14/23)
Free throws made	13		Jermaine Marshall (Samford) at UCF (12/04/22)
	13		Mike Bothwell (Furman) at Wofford (01/22/23)
	13		Jalen Slawson (Furman) vs Samford (01/25/23)
Free throw attempts	16		Jermaine Marshall (Samford) at UCF (12/04/22)
	16		Jalen Slawson (Furman) vs Mercer (02/22/23)
Free throw percentage	1.000	(11-11)	Mike Bothwell (Furman) vs Stephen F. Austin (12/17/22)
	1.000	(11-11)	Tre Jackson (Western Carolina) at Wofford (02/08/23)
	1.000	(10-10)	Mike Bothwell (Furman) at App State (11/29/22)
	1.000	(10-10)	Jordan King (ETSU) at Western Carolina (02/15/23)
	1.000	(9-9)	Jalen Haynes (ETSU) vs Louisiana (11/13/22)
	1.000	(9-9)	Keondre Kennedy (UNCG) vs Montana State (11/25/22)
	1.000	(9-9)	Tyzhaun Claude (Western Carolina) vs Toccoa Falls (12/20/22)
	1.000	(9-9)	Jaron Rillie (Samford) at The Citadel (12/31/22)
	1.000	(8-8)	Jermaine Marshall (Samford) vs Spring Hill (11/10/22)
	1.000	(8-8)	Jackson Paveletzke (Wofford) vs North Carolina A&T (11/20/22)
	1.000	(8-8)	Austin Ash (The Citadel) at Charleston Southern (11/30/22)
	1.000	(8-8)	B.J. Mack (Wofford) vs ETSU (12/29/22)
	1.000	(8-8)	Austin Ash (The Citadel) at VMI (01/21/23)
	1.000	(8-8)	Jalen Haynes (ETSU) vs Chattanooga (01/28/23)
	1.000	(8-8)	B.J. Mack (Wofford) vs Western Carolina (02/08/23)
	1.000	(8-8)	Jermaine Marshall (Samford) at Chattanooga (02/22/23)
Rebounds	20		Jake Stephens (Chattanooga) vs Belmont (12/18/22)
	17		Tyzhaun Claude (Western Carolina) at The Citadel (01/14/23)
Assists	11		Vonterius Woolbright (Western Carolina) at VMI (01/28/23)
	10		DJ Campbell (Western Carolina) vs Brescia (11/13/22)
	10		Luis Hurtado (Mercer) vs Winthrop (11/19/22)
	10		Rickey Bradley (VMI) vs Carlow (12/07/22)
	10		Jackson Paveletzke (Wofford) vs Montreat (12/17/22)
	10		Jaron Rillie (Samford) vs Mercer (12/28/22)
	10		Vonterius Woolbright (Western Carolina) vs Wofford (01/18/23)
	10		Carter Whitt (Furman) at VMI (02/08/23)
Steals	7		Jordan King (ETSU) at The Citadel (01/11/23)
	6		Jaron Rillie (Samford) vs Wofford (01/11/23)
Blocked shots	5		Jake Stephens (Chattanooga) at Gardner-Webb (12/03/22)
	5		Jake Stephens (Chattanooga) vs Belmont (12/18/22)

	5	Jake Stephens (Chattanooga) at The Citadel (12/29/22)
	5	Stephen Clark (The Citadel) vs ETSU (01/11/23)
	5	Stephen Clark (The Citadel) vs Western Carolina (01/14/23)
Turnovers	8	Jake Stephens (Chattanooga) at Col. of Charleston (11/07/22)
	8	Asher Woods (VMI) at Mercer (02/04/23)

2022-23 Southern Conference  
CONFERENCE BASKETBALL STATISTICS  
Through games of Feb 24, 2023 (Conference games only)

SCORING OFFENSE	G	W-L	Pts	Avg/G
1. Furman	17	14-3	1380	81.2
2. Samford	17	15-2	1330	78.2
3. UNCG	17	14-3	1265	74.4
4. Wofford	17	7-10	1256	73.9
5. Chattanooga	17	7-10	1252	73.6
6. Western Carolina	17	9-8	1194	70.2
7. ETSU	17	7-10	1168	68.7
8. The Citadel	17	5-12	1141	67.1
9. VMI	17	2-15	1083	63.7
10. Mercer	17	5-12	1069	62.9

SCORING DEFENSE	G	Pts	Avg/G
1. UNCG	17	1079	63.5
2. Mercer	17	1152	67.8
3. Furman	17	1177	69.2
4. ETSU	17	1181	69.5
5. Samford	17	1190	70.0
6. Western Carolina	17	1237	72.8
7. Chattanooga	17	1240	72.9
8. The Citadel	17	1267	74.5
9. Wofford	17	1305	76.8
10. VMI	17	1310	77.1

SCORING MARGIN	G	Offense	Defense	Margin
1. Furman	17	81.2	69.2	+11.9
2. UNCG	17	74.4	63.5	+10.9
3. Samford	17	78.2	70.0	+8.2
4. Chattanooga	17	73.6	72.9	+0.7
5. ETSU	17	68.7	69.5	-0.8
6. Western Carolina	17	70.2	72.8	-2.5
7. Wofford	17	73.9	76.8	-2.9
8. Mercer	17	62.9	67.8	-4.9
9. The Citadel	17	67.1	74.5	-7.4
10. VMI	17	63.7	77.1	-13.4

FREE THROW PCT	G	FTM	FTA	Pct.
1. VMI	17	159	203	.783
2. The Citadel	17	215	276	.779
3. Samford	17	284	373	.761
4. Furman	17	267	362	.738
5. Chattanooga	17	211	291	.725
6. Wofford	17	215	298	.721
7. UNCG	17	240	338	.710
8. Western Carolina	17	248	350	.709
9. ETSU	17	196	291	.674
10. Mercer	17	164	248	.661

FIELD GOAL PERCENTAGE	G	FGM	FGA	Pct.
1. Wofford	17	459	966	.475
2. Furman	17	475	1006	.472
3. Samford	17	440	941	.468
4. UNCG	17	445	963	.462
5. ETSU	17	431	945	.456
6. The Citadel	17	401	913	.439
7. Chattanooga	17	426	1007	.423
8. Western Carolina	17	410	980	.418
9. Mercer	17	410	987	.415
10. VMI	17	391	986	.397

FIELD GOAL PCT DEFENSE	G	FGM	FGA	Pct.
1. UNCG	17	377	939	.401
2. ETSU	17	423	996	.425
3. Samford	17	405	950	.426
4. Furman	17	423	983	.430
5. Chattanooga	17	427	985	.434
6. Mercer	17	405	902	.449
7. The Citadel	17	447	971	.460
8. Western Carolina	17	452	979	.462
9. Wofford	17	463	1002	.462
10. VMI	17	466	987	.472

3-POINT FG PCT	G	3FGM	3FGA	Pct.
1. Samford	17	166	438	.379
2. UNCG	17	135	367	.368
3. Chattanooga	17	189	522	.362
4. Furman	17	163	467	.349
5. The Citadel	17	124	357	.347
6. ETSU	17	110	325	.338
7. Wofford	17	123	365	.337
8. VMI	17	142	436	.326
9. Western Carolina	17	126	396	.318
10. Mercer	17	85	284	.299

3-POINT FG PCT DEFENSE	G	3FGM	3FGA	Pct.
1. ETSU	17	132	421	.314
2. Furman	17	103	321	.321
3. UNCG	17	132	404	.327
4. Samford	17	141	422	.334
5. The Citadel	17	141	417	.338
6. Chattanooga	17	146	423	.345
7. Western Carolina	17	108	307	.352
8. Wofford	17	159	438	.363
9. Mercer	17	114	314	.363
10. VMI	17	187	490	.382

REBOUNDING OFFENSE	G	Rebounds	Avg/G
1. UNCG	17	626	36.8
2. Furman	17	619	36.4
3. ETSU	17	603	35.5
4. Chattanooga	17	590	34.7
5. Western Carolina	17	581	34.2
6. Samford	17	578	34.0
7. VMI	17	578	34.0
8. Mercer	17	572	33.6
9. Wofford	17	533	31.4
10. The Citadel	17	515	30.3

REBOUNDING DEFENSE	G	Rebounds	Avg/G
1. Samford	17	549	32.3
2. UNCG	17	550	32.4
3. ETSU	17	568	33.4
4. Furman	17	574	33.8
5. Mercer	17	577	33.9
6. VMI	17	579	34.1
7. Wofford	17	582	34.2
8. The Citadel	17	597	35.1
9. Western Carolina	17	609	35.8
10. Chattanooga	17	610	35.9

2022-23 Southern Conference  
CONFERENCE BASKETBALL STATISTICS  
Through games of Feb 24, 2023 (Conference games only)

REBOUNDING MARGIN		G	Team	Avg.	Opp.	Avg.	Margin
1.	UNCG	17	626	36.8	550	32.4	+4.5
2.	Furman	17	619	36.4	574	33.8	+2.6
3.	ETSU	17	603	35.5	568	33.4	+2.1
4.	Samford	17	578	34.0	549	32.3	+1.7
5.	VMI	17	578	34.0	579	34.1	-0.1
6.	Mercer	17	572	33.6	577	33.9	-0.3
7.	Chattanooga	17	590	34.7	610	35.9	-1.2
8.	Western Carolina	17	581	34.2	609	35.8	-1.6
9.	Wofford	17	533	31.4	582	34.2	-2.9
10.	The Citadel	17	515	30.3	597	35.1	-4.8

BLOCKED SHOTS		G	No.	Avg/G
1.	The Citadel	17	53	3.1
	ETSU	17	53	3.1
3.	Furman	17	50	2.9
	Chattanooga	17	50	2.9
5.	UNCG	17	46	2.7
6.	Samford	17	43	2.5
7.	Western Carolina	17	41	2.4
8.	Mercer	17	38	2.2
9.	Wofford	17	36	2.1
10.	VMI	17	18	1.1

ASSISTS		G	No.	Avg/G
1.	Furman	17	282	16.6
2.	Chattanooga	17	249	14.6
3.	UNCG	17	245	14.4
4.	Wofford	17	215	12.6
5.	Samford	17	197	11.6
6.	ETSU	17	196	11.5
7.	The Citadel	17	189	11.1
8.	Western Carolina	17	185	10.9
9.	VMI	17	172	10.1
10.	Mercer	17	165	9.7

STEALS		G	No.	Avg/G
1.	Samford	17	135	7.9
2.	UNCG	17	133	7.8
3.	Chattanooga	17	106	6.2
4.	Wofford	17	99	5.8
5.	The Citadel	17	97	5.7
6.	Furman	17	96	5.6
7.	Mercer	17	92	5.4
	Western Carolina	17	92	5.4
	ETSU	17	92	5.4
10.	VMI	17	84	4.9

TURNOVER MARGIN		G	Team	Avg.	Opp.	Avg.	Margin
1.	UNCG	17	183	10.8	227	13.4	+2.6
2.	Furman	17	168	9.9	208	12.2	+2.4
3.	Samford	17	194	11.4	216	12.7	+1.3
4.	Mercer	17	187	11.0	203	11.9	+0.9
5.	Chattanooga	17	183	10.8	194	11.4	+0.6
6.	Western Carolina	17	172	10.1	178	10.5	+0.4
7.	Wofford	17	185	10.9	185	10.9	+0.0
8.	The Citadel	17	216	12.7	184	10.8	-1.9
9.	ETSU	17	215	12.6	172	10.1	-2.5
10.	VMI	17	225	13.2	161	9.5	-3.8

ASSIST/TURNOVER RATIO		G	Ast.	Avg.	T/O	Avg.	Ratio
1.	Furman	17	282	16.6	168	9.9	1.7
2.	Chattanooga	17	249	14.6	183	10.8	1.4
3.	UNCG	17	245	14.4	183	10.8	1.3
4.	Wofford	17	215	12.6	185	10.9	1.2
5.	Western Carolina	17	185	10.9	172	10.1	1.1
6.	Samford	17	197	11.6	194	11.4	1.0
7.	ETSU	17	196	11.5	215	12.6	0.9
8.	Mercer	17	165	9.7	187	11.0	0.9
9.	The Citadel	17	189	11.1	216	12.7	0.9
10.	VMI	17	172	10.1	225	13.2	0.8

OFFENSIVE REBOUNDS		G	No.	Avg/G
1.	Furman	17	182	10.7
	Mercer	17	182	10.7
3.	VMI	17	181	10.6
4.	ETSU	17	173	10.2
5.	UNCG	17	170	10.0
6.	Chattanooga	17	168	9.9
7.	Western Carolina	17	149	8.8
8.	Wofford	17	144	8.5
9.	Samford	17	140	8.2
10.	The Citadel	17	113	6.6

DEFENSIVE REBOUNDS		G	No.	Avg/G
1.	UNCG	17	456	26.8
2.	Samford	17	438	25.8
3.	Furman	17	437	25.7
4.	Western Carolina	17	432	25.4
5.	ETSU	17	430	25.3
6.	Chattanooga	17	422	24.8
7.	The Citadel	17	402	23.6
8.	VMI	17	397	23.4
9.	Mercer	17	390	22.9
10.	Wofford	17	389	22.9

DEFENSIVE REB PCT.		G	D-Reb	Opp. OR	D-Reb%
1.	Western Carolina	17	432	140	.755
2.	UNCG	17	456	155	.746
3.	Samford	17	438	154	.740
4.	Mercer	17	390	143	.732
5.	Chattanooga	17	422	160	.725
6.	VMI	17	397	155	.719
7.	Furman	17	437	171	.719
8.	ETSU	17	430	177	.708
9.	The Citadel	17	402	169	.704
10.	Wofford	17	389	178	.686

OFFENSIVE REB PCT.		G	O-Reb	Opp. DR	O-Reb%
1.	Furman	17	182	403	.311
2.	ETSU	17	173	391	.307
3.	UNCG	17	170	395	.301
4.	VMI	17	181	424	.299
5.	Mercer	17	182	434	.295
6.	Chattanooga	17	168	450	.272
7.	Wofford	17	144	404	.263
8.	Samford	17	140	395	.262
9.	Western Carolina	17	149	469	.241
10.	The Citadel	17	113	428	.209

2022-23 Southern Conference  
CONFERENCE BASKETBALL STATISTICS  
Through games of Feb 24, 2023 (Conference games only)

3-POINT FG MADE	G	No.	Avg/G
1. Chattanooga	17	189	11.1
2. Samford	17	166	9.8
3. Furman	17	163	9.6
4. VMI	17	142	8.4
5. UNCG	17	135	7.9
6. Western Carolina	17	126	7.4
7. The Citadel	17	124	7.3
8. Wofford	17	123	7.2
9. ETSU	17	110	6.5
10. Mercer	17	85	5.0

2022-23 Southern Conference  
CONFERENCE BASKETBALL STATISTICS  
Through games of Feb 24, 2023 (Conference games only)

Team	Conference	Pct.	PF	PA	Overall	Pct.	PF	PA	Current unbeaten streak
Samford	15-2	.882	78.2	70.0	15-2	.882	78.2	70.0	Samford -- 7
Furman	14-3	.824	81.2	69.2	14-3	.824	81.2	69.2	Furman -- 2
UNCG	14-3	.824	74.4	63.5	14-3	.824	74.4	63.5	UNCG -- 2
Western Carolina	9-8	.529	70.2	72.8	9-8	.529	70.2	72.8	ETSU -- 1
Wofford	7-10	.412	73.9	76.8	7-10	.412	73.9	76.8	VMI -- 1
Chattanooga	7-10	.412	73.6	72.9	7-10	.412	73.6	72.9	
ETSU	7-10	.412	68.7	69.5	7-10	.412	68.7	69.5	
The Citadel	5-12	.294	67.1	74.5	5-12	.294	67.1	74.5	
Mercer	5-12	.294	62.9	67.8	5-12	.294	62.9	67.8	
VMI	2-15	.118	63.7	77.1	2-15	.118	63.7	77.1	

TEAM SUMMARIES	G	PF-PA	Avg score	Margin	FG-FGA	Pct.	3FG-FGA	Pct.	FT-FTA	Pct.	RebF	RebA	Margin
Chattanooga	17	1252-1240	73.6-72.9	+0.7	426-1007	.423	189-522	.362	211-291	.725	590	610	-1.2
ETSU	17	1168-1181	68.7-69.5	-0.8	431-945	.456	110-325	.338	196-291	.674	603	568	+2.1
Furman	17	1380-1177	81.2-69.2	+11.9	475-1006	.472	163-467	.349	267-362	.738	619	574	+2.6
Mercer	17	1069-1152	62.9-67.8	-4.9	410-987	.415	85-284	.299	164-248	.661	572	577	-0.3
Samford	17	1330-1190	78.2-70.0	+8.2	440-941	.468	166-438	.379	284-373	.761	578	549	+1.7
The Citadel	17	1141-1267	67.1-74.5	-7.4	401-913	.439	124-357	.347	215-276	.779	515	597	-4.8
UNCG	17	1265-1079	74.4-63.5	+10.9	445-963	.462	135-367	.368	240-338	.710	626	550	+4.5
VMI	17	1083-1310	63.7-77.1	-13.4	391-986	.397	142-436	.326	159-203	.783	578	579	-0.1
Western Carolina	17	1194-1237	70.2-72.8	-2.5	410-980	.418	126-396	.318	248-350	.709	581	609	-1.6
Wofford	17	1256-1305	73.9-76.8	-2.9	459-966	.475	123-365	.337	215-298	.721	533	582	-2.9

ATTENDANCE	Home	Average	Away	Average	Neutral	Average	Total	Average
Chattanooga	9-30116	3346	8-14834	1854	0-0	0	17-44950	2644
ETSU	8-26084	3260	9-16601	1845	0-0	0	17-42685	2511
Furman	9-22427	2492	8-17889	2236	0-0	0	17-40316	2372
Mercer	8-15496	1937	9-16005	1778	0-0	0	17-31501	1853
Samford	8-22239	2780	9-19762	2196	0-0	0	17-42001	2471
The Citadel	9-14526	1614	8-19589	2449	0-0	0	17-34115	2007
UNCG	9-11722	1302	8-17005	2126	0-0	0	17-28727	1690
VMI	9-13759	1529	8-18335	2292	0-0	0	17-32094	1888
Western Carolina	8-14677	1835	9-20293	2255	0-0	0	17-34970	2057
Wofford	8-11874	1484	9-22607	2512	0-0	0	17-34481	2028
Totals	85-182920	2152	85-182920	2152	0-0	0	170-365840	2152

2022-23 Southern Conference  
INDIVIDUAL BASKETBALL STATISTICS  
Through games of Feb 24, 2023 (Conference games only)

To be ranked, a player must appear in at least 75.0% of their team's games.

SCORING								REBOUNDING							
	Cl	G	FG	3FG	FT	Pts	Avg/G		Cl	G	Off	Def	Total	Avg/G	
1. Stephen Clark-CIT	Sr	17	114	7	58	293	17.2	1. Tyzhaun Claude-WCU	Jr	14	47	76	123	8.8	
2. B.J. Mack-WOF	Sr	17	99	33	59	290	17.1	2. Taeshaud Jackson-VMI	Fr	17	45	93	138	8.1	
3. Keyshaun Langley-UNCG	Sr	17	104	51	27	286	16.8	3. Mohammed Abdulsalam-UNCG	Sr	17	39	96	135	7.9	
4. Jalen Slawson-FUR	Sr	17	89	20	87	285	16.8	4. Jaden Seymour-ETSU	So	17	40	88	128	7.5	
5. Jordan King-ETSU	Sr	17	98	37	50	283	16.6	5. Vonterius Woolbright-WCU	Sr	17	22	105	127	7.5	
6. Tre Jackson-WCU	Jr	17	89	53	49	280	16.5	6. Jalen Slawson-FUR	Sr	17	37	88	125	7.4	
7. Vonterius Woolbright-WCU	Sr	17	89	6	85	269	15.8	7. Jalen Haynes-ETSU	So	17	46	73	119	7.0	
8. Jalen Haynes-ETSU	So	17	100	1	61	262	15.4	8. Stephen Clark-CIT	Sr	17	29	89	118	6.9	
Jalyn McCreary-MER	So	17	118	0	26	262	15.4	9. Jermaine Marshall-SAM	Jr	17	27	89	116	6.8	
10. Jamal Johnson-UTC	Sr	17	77	51	56	261	15.4	10. Tyler Houser-VMI	Fr	17	29	68	97	5.7	
11. Mike Bothwell-FUR	Sr	17	86	20	67	259	15.2	Jalyn McCreary-MER	So	17	43	54	97	5.7	
12. Tyzhaun Claude-WCU	Jr	14	78	2	55	213	15.2	Marcus Foster-FUR	Jr	17	28	69	97	5.7	
13. Logan Dye-SAM	Sr	17	83	27	57	250	14.7	13. B.J. Mack-WOF	Sr	17	16	80	96	5.6	
14. Jermaine Marshall-SAM	Jr	17	78	31	57	244	14.4	14. Keondre Kennedy-UNCG	Sr	17	17	75	92	5.4	
15. Jackson Paveletzke-WOF	Fr	17	82	23	53	240	14.1	15. Messiah Jones-WOF	Sr	17	38	53	91	5.4	
16. Austin Ash-CIT	Sr	17	76	51	35	238	14.0	16. A.J. Staton-McCray-SAM	So	16	23	59	82	5.1	
17. Keondre Kennedy-UNCG	Sr	17	79	35	35	228	13.4	17. Logan Dye-SAM	Sr	17	17	67	84	4.9	
18. Asher Woods-VMI	Fr	17	81	29	35	226	13.3	18. Jamal Johnson-UTC	Sr	17	13	66	79	4.6	
19. JP Pegues-FUR	So	17	72	27	39	210	12.4	19. Sam Alexis-UTC	Fr	14	28	35	63	4.5	
20. Marcus Foster-FUR	Jr	17	68	39	24	199	11.7	20. Austin Ash-CIT	Sr	17	6	70	76	4.5	
21. Rickey Bradley-VMI	Fr	16	63	15	38	179	11.2	Jah Quinones-MER	Fr	17	33	43	76	4.5	
22. Tyler Houser-VMI	Fr	17	70	15	26	181	10.6								
23. Russell Jones Jr.-WCU	Jr	17	61	31	25	178	10.5								
24. A.J. Staton-McCray-SAM	So	16	59	16	33	167	10.4								
25. Bubba Parham-SAM	Sr	17	47	33	40	167	9.8								
26. Mikeal Brown-Jones-UNCG	Jr	16	54	5	44	157	9.8								
27. Messiah Jones-WOF	Sr	17	65	0	36	166	9.8								
28. Tony Felder-VMI	Fr	17	56	34	16	162	9.5								
29. Dalvin White-UTC	Sr	17	55	32	15	157	9.2								
Jaden Seymour-ETSU	So	17	61	8	27	157	9.2								

FIELD GOAL PCT						ASSISTS				
	Cl	G	FGM	FGA	Pct.		Cl	G	No.	Avg/G
1. Messiah Jones-WOF	Sr	17	65	110	.591	1. Vonterius Woolbright-WCU	Sr	17	96	5.6
2. Mikeal Brown-Jones-UNCG	Jr	16	54	92	.587	2. JP Pegues-FUR	So	17	69	4.1
3. Jalen Haynes-ETSU	So	17	100	177	.565	3. Dante Treacy-UNCG	Sr	17	68	4.0
4. Jalen Slawson-FUR	Sr	17	89	165	.539	4. Jackson Paveletzke-WOF	Fr	17	64	3.8
5. Logan Dye-SAM	Sr	17	83	159	.522	5. Jalen Slawson-FUR	Sr	17	58	3.4
6. Jalyn McCreary-MER	So	17	118	227	.520	Jordan King-ETSU	Sr	17	58	3.4
7. A.J. Staton-McCray-SAM	So	16	59	114	.518	7. Stephen Clark-CIT	Sr	17	55	3.2
8. Tyzhaun Claude-WCU	Jr	14	78	153	.510	8. Kobe Langley-UNCG	Sr	17	54	3.2
9. Rickey Bradley-VMI	Fr	16	63	124	.508	9. Tony Felder-VMI	Fr	17	46	2.7
10. B.J. Mack-WOF	Sr	17	99	198	.500	10. Dalvin White-UTC	Sr	17	45	2.6
Jaden Seymour-ETSU	So	17	61	122	.500	11. Jaron Rillie-SAM	So	17	43	2.5
12. Stephen Clark-CIT	Sr	17	114	233	.489	12. Bubba Parham-SAM	Sr	17	42	2.5
13. Jermaine Marshall-SAM	Jr	17	78	161	.484	13. Elijah Morgan-CIT	Jr	17	39	2.3
14. Keyshaun Langley-UNCG	Sr	17	104	217	.479	14. Mike Bothwell-FUR	Sr	17	38	2.2
15. Mike Bothwell-FUR	Sr	17	86	180	.478	15. Keyshaun Langley-UNCG	Sr	17	37	2.2

2022-23 Southern Conference  
INDIVIDUAL BASKETBALL STATISTICS  
Through games of Feb 24, 2023 (Conference games only)

FREE THROW PCT					
	Cl	G	FTM	FTA	Pct.
1. Tre Jackson-WCU	Jr	17	49	53	.925
2. Austin Ash-CIT	Sr	17	35	38	.921
3. Jordan King-ETSU	Sr	17	50	56	.893
4. Dante Treacy-UNCG	Sr	17	37	44	.841
5. Mike Bothwell-FUR	Sr	17	67	80	.838
6. Jamal Johnson-UTC	Sr	17	56	67	.836
7. Rickey Bradley-VMI	Fr	16	38	47	.809
8. B.J. Mack-WOF	Sr	17	59	73	.808
9. Jackson Paveletzke-WOF	Fr	17	53	66	.803
10. Bubba Parham-SAM	Sr	17	40	50	.800
11. Keondre Kennedy-UNCG	Sr	17	35	44	.795
Asher Woods-VMI	Fr	17	35	44	.795
13. Jalen Slawson-FUR	Sr	17	87	110	.791
14. A.J. Staton-McCray-SAM	So	16	33	43	.767
15. Madison Durr-CIT	Fr	17	34	45	.756

STEALS				
	Cl	G	No.	Avg/G
1. Keyshaun Langley-UNCG	Sr	17	37	2.2
2. Elijah Morgan-CIT	Jr	17	34	2.0
3. Kobe Langley-UNCG	Sr	17	33	1.9
4. Jermaine Marshall-SAM	Jr	17	27	1.6
5. Russell Jones Jr.-WCU	Jr	17	26	1.5
6. A.J. Staton-McCray-SAM	So	16	23	1.4
7. Jalen Slawson-FUR	Sr	17	24	1.4
8. Jamal Johnson-UTC	Sr	17	22	1.3
Jaron Rillie-SAM	So	17	22	1.3
Corey Tripp-WOF	So	17	22	1.3
11. Allen Strothers-ETSU	Fr	15	19	1.3
12. Vonterius Woolbright-WCU	Sr	17	21	1.2
13. Bubba Parham-SAM	Sr	17	19	1.1
Asher Woods-VMI	Fr	17	19	1.1
Messiah Jones-WOF	Sr	17	19	1.1

3-POINT FG PCT					
	Cl	G	3FG	FGA	Pct.
1. David Maynard-CIT	Sr	17	18	41	.439
2. Jermaine Marshall-SAM	Jr	17	31	71	.437
3. Bubba Parham-SAM	Sr	17	33	77	.429
4. Keyshaun Langley-UNCG	Sr	17	51	120	.425
5. Jamal Johnson-UTC	Sr	17	51	123	.415
6. Jalen Slawson-FUR	Sr	17	20	49	.408
7. Austin Ash-CIT	Sr	17	51	126	.405
8. Jamarius Hairston-ETSU	Sr	17	25	62	.403
9. Keondre Kennedy-UNCG	Sr	17	35	87	.402
10. Tre Jackson-WCU	Jr	17	53	133	.398
11. Marcus Foster-FUR	Jr	17	39	98	.398
12. B.J. Mack-WOF	Sr	17	33	83	.398
13. Logan Dye-SAM	Sr	17	27	68	.397
14. Dalvin White-UTC	Sr	17	32	81	.395
15. A.J. Caldwell-UTC	Sr	17	24	61	.393

3-POINT FG MADE				
	Cl	G	3FG	Avg/G
1. Tre Jackson-WCU	Jr	17	53	3.1
2. Jamal Johnson-UTC	Sr	17	51	3.0
Austin Ash-CIT	Sr	17	51	3.0
Keyshaun Langley-UNCG	Sr	17	51	3.0
5. Marcus Foster-FUR	Jr	17	39	2.3
6. Jordan King-ETSU	Sr	17	37	2.2
7. Keondre Kennedy-UNCG	Sr	17	35	2.1
8. Tony Felder-VMI	Fr	17	34	2.0
9. Bubba Parham-SAM	Sr	17	33	1.9
B.J. Mack-WOF	Sr	17	33	1.9
11. Dalvin White-UTC	Sr	17	32	1.9
12. Russell Jones Jr.-WCU	Jr	17	31	1.8
Jermaine Marshall-SAM	Jr	17	31	1.8
14. Asher Woods-VMI	Fr	17	29	1.7
15. Sean Conway-VMI	Sr	15	24	1.6

BLOCKED SHOTS				
	Cl	G	No.	Avg/G
1. Stephen Clark-CIT	Sr	17	33	1.9
2. Jalen Slawson-FUR	Sr	17	28	1.6
3. Jaden Seymour-ETSU	So	17	19	1.1
4. Jalen Haynes-ETSU	So	17	15	0.9
5. Tyzhaun Claude-WCU	Jr	14	12	0.9
6. Jalyn McCreary-MER	So	17	14	0.8
7. Tyler Harris-WCU	Sr	17	12	0.7
Achor Achor-SAM	So	17	12	0.7
9. Mikeal Brown-Jones-UNCG	Jr	16	11	0.7
10. Keondre Kennedy-UNCG	Sr	17	11	0.6
11. Jermaine Marshall-SAM	Jr	17	10	0.6
12. Sam Alexis-UTC	Fr	14	8	0.6
13. Mohammed Abdulsalam-UNCG	Sr	17	9	0.5
Logan Dye-SAM	Sr	17	9	0.5
15. Jaden Campbell-SAM	Jr	15	7	0.5

ASSIST/TURNOVER RATIO					
	Cl	G	Ast.	T/O	Ratio
1. JP Pegues-FUR	So	17	69	24	2.9
2. Kobe Langley-UNCG	Sr	17	54	19	2.8
3. Dante Treacy-UNCG	Sr	17	68	25	2.7
4. Vonterius Woolbright-WCU	Sr	17	96	52	1.8
5. Jordan King-ETSU	Sr	17	58	39	1.5
6. Jackson Paveletzke-WOF	Fr	17	64	46	1.4
7. Jalen Slawson-FUR	Sr	17	58	46	1.3
8. Stephen Clark-CIT	Sr	17	55	58	0.9



2022-23 Southern Conference  
INDIVIDUAL BASKETBALL STATISTICS  
Through games of Feb 24, 2023 (Conference games only)

OFFENSIVE REBOUNDS	Cl	G	No.	Avg/G
1. Tyzhaun Claude-WCU	Jr	14	47	3.4
2. Jalen Haynes-ETSU	So	17	46	2.7
3. Taeshaud Jackson-VMI	Fr	17	45	2.6
4. Jalyn McCreary-MER	So	17	43	2.5
5. Jaden Seymour-ETSU	So	17	40	2.4
6. Mohammed Abdulsalam-UNCG	Sr	17	39	2.3
7. Messiah Jones-WOF	Sr	17	38	2.2
8. Jalen Slawson-FUR	Sr	17	37	2.2
9. Sam Alexis-UTC	Fr	14	28	2.0
10. Jah Quinones-MER	Fr	17	33	1.9
11. Tyler Houser-VMI	Fr	17	29	1.7
Bas Leyte-UNCG	Sr	17	29	1.7
Stephen Clark-CIT	Sr	17	29	1.7
14. Sean Conway-VMI	Sr	15	25	1.7
15. Marcus Foster-FUR	Jr	17	28	1.6
Kyler Filewich-WOF	Jr	17	28	1.6

DEFENSIVE REBOUNDS	Cl	G	No.	Avg/G
1. Vonterius Woolbright-WCU	Sr	17	105	6.2
2. Mohammed Abdulsalam-UNCG	Sr	17	96	5.6
3. Taeshaud Jackson-VMI	Fr	17	93	5.5
4. Tyzhaun Claude-WCU	Jr	14	76	5.4
5. Stephen Clark-CIT	Sr	17	89	5.2
Jermaine Marshall-SAM	Jr	17	89	5.2
7. Jaden Seymour-ETSU	So	17	88	5.2
Jalen Slawson-FUR	Sr	17	88	5.2
9. B.J. Mack-WOF	Sr	17	80	4.7
10. Keondre Kennedy-UNCG	Sr	17	75	4.4
11. Jalen Haynes-ETSU	So	17	73	4.3
12. Austin Ash-CIT	Sr	17	70	4.1
13. Marcus Foster-FUR	Jr	17	69	4.1
14. Tyler Houser-VMI	Fr	17	68	4.0
15. Logan Dye-SAM	Sr	17	67	3.9

MINUTES PLAYED	Cl	G	No.	Avg/G
1. Austin Ash-CIT	Sr	17	630	37.1
2. Asher Woods-VMI	Fr	17	625	36.8
3. Jordan King-ETSU	Sr	17	620	36.5
4. Tre Jackson-WCU	Jr	17	614	36.1
5. Stephen Clark-CIT	Sr	17	601	35.4
6. Russell Jones Jr.-WCU	Jr	17	600	35.3
7. Mike Bothwell-FUR	Sr	17	581	34.2
8. Vonterius Woolbright-WCU	Sr	17	571	33.6
9. JP Pegues-FUR	So	17	567	33.4
10. Jackson Paveletzke-WOF	Fr	17	564	33.2
11. Rickey Bradley-VMI	Fr	16	527	32.9
12. B.J. Mack-WOF	Sr	17	547	32.2
13. Keondre Kennedy-UNCG	Sr	17	546	32.1
14. Elijah Morgan-CIT	Jr	17	541	31.8
15. Jalen Slawson-FUR	Sr	17	532	31.3
Keyshaun Langley-UNCG	Sr	17	532	31.3
17. Marcus Foster-FUR	Jr	17	526	30.9
Jamal Johnson-UTC	Sr	17	526	30.9
19. Bubba Parham-SAM	Sr	17	523	30.8
20. Corey Tripp-WOF	So	17	508	29.9
21. Shawn Walker Jr.-MER	Sr	17	494	29.1
22. Sean Conway-VMI	Sr	15	433	28.9
23. Jalen Haynes-ETSU	So	17	488	28.7
24. Jaden Seymour-ETSU	So	17	474	27.9
25. Dante Treacy-UNCG	Sr	17	468	27.5
26. Tyzhaun Claude-WCU	Jr	14	385	27.5
27. Tyler Harris-WCU	Sr	17	467	27.5
28. Allen Strothers-ETSU	Fr	15	406	27.1
29. Tyler Houser-VMI	Fr	17	457	26.9
30. Jermaine Marshall-SAM	Jr	17	456	26.8
Tony Felder-VMI	Fr	17	456	26.8

2022-23 Southern Conference  
Conference Team Highs  
Through games of Feb 24, 2023 (Conference games only)

TEAM HIGHS (highest totals made by)

Points	97		Furman vs The Citadel (01/04/23)
	97		UNCG vs Wofford (02/12/23)
Margin	35	(96-61)	Samford at VMI (02/18/23)
	34	(93-59)	Furman vs Western Carolina (02/11/23)
Field goals made	36		Furman at VMI (02/08/23)
	36		Wofford vs Western Carolina (02/08/23)
Field goal attempts	76		Western Carolina at Wofford (02/08/23)
	70		Furman vs Samford (01/25/23)
	70		Wofford vs Western Carolina (02/08/23)
	70		UNCG vs Wofford (02/12/23)
Field goal percentage	.615	(32-52)	ETSU vs Wofford (02/01/23)
	.608	(31-51)	Chattanooga vs Western Carolina (01/11/23)
3-Pt FG made	21		Samford at VMI (02/18/23)
	17		Furman at VMI (02/08/23)
3-Pt FG attempts	45		Furman at VMI (02/08/23)
	41		Chattanooga at VMI (02/15/23)
	41		Chattanooga vs Samford (02/22/23)
3-Pt percentage	.625	(10-16)	Furman at Mercer (01/11/23)
	.615	(16-26)	VMI at Chattanooga (01/07/23)
Free throws made	33		UNCG at Furman (01/14/23)
	29		Samford at The Citadel (12/31/22)
Free throw attempts	41		UNCG at Furman (01/14/23)
	35		Furman vs Mercer (02/22/23)
Free throw percentage	1.000	(17-17)	The Citadel at VMI (01/21/23)
	1.000	(16-16)	ETSU vs Chattanooga (01/28/23)
	1.000	(11-11)	VMI at Furman (12/29/22)
	1.000	(10-10)	VMI at ETSU (02/10/23)
Rebounds	53		Furman vs Chattanooga (02/01/23)
	53		Furman vs Western Carolina (02/11/23)
Assists	30		Furman at VMI (02/08/23)
	25		Furman vs VMI (12/29/22)
	25		UNCG vs ETSU (02/07/23)
	25		Samford at VMI (02/18/23)
Steals	16		ETSU at The Citadel (01/11/23)
	13		Chattanooga vs The Citadel (02/08/23)
	13		Samford vs The Citadel (02/11/23)
Blocked shots	9		The Citadel vs Western Carolina (01/14/23)
	9		Western Carolina vs Wofford (01/18/23)
Turnovers	22		The Citadel at Samford (02/11/23)
	21		The Citadel at Chattanooga (02/08/23)
Fouls	29		Furman vs UNCG (01/14/23)
	28		Mercer at Furman (02/22/23)

2022-23 Southern Conference  
Conference Individual Highs  
Through games of Feb 24, 2023 (Conference games only)

INDIVIDUAL PLAYER GAME HIGHS

Points	47		Tre Jackson (Western Carolina) at Wofford (02/08/23)
	42		Jordan King (ETSU) at The Citadel (01/11/23)
Field goals made	14		Jordan King (ETSU) at The Citadel (01/11/23)
	14		Tre Jackson (Western Carolina) at Wofford (02/08/23)
Field goal attempts	26		Vonterius Woolbright (Western Carolina) at Wofford (02/08/23)
	21		Tre Jackson (Western Carolina) at Wofford (02/08/23)
	21		Keyshaun Langley (UNCG) vs Wofford (02/12/23)
Field goal percentage	1.000	(8-8)	Jah Quinones (Mercer) vs Western Carolina (02/18/23)
	.909	(10-11)	Jalen Haynes (ETSU) vs Wofford (02/01/23)
3-Pt FG made	8		Jordan King (ETSU) at The Citadel (01/11/23)
	8		Tre Jackson (Western Carolina) at Wofford (02/08/23)
	8		Austin Ash (The Citadel) vs Wofford (02/18/23)
3-Pt FG attempts	16		Austin Ash (The Citadel) vs Wofford (02/18/23)
	15		Tre Jackson (Western Carolina) at Wofford (02/08/23)
	15		Keyshaun Langley (UNCG) vs Wofford (02/12/23)
3-Pt percentage	.857	(6-7)	Marcus Foster (Furman) at Mercer (01/11/23)
	.857	(6-7)	Carson McCorkle (Wofford) vs VMI (01/14/23)
Free throws made	13		Mike Bothwell (Furman) at Wofford (01/22/23)
	13		Jalen Slawson (Furman) vs Samford (01/25/23)
Free throw attempts	16		Jalen Slawson (Furman) vs Mercer (02/22/23)
	15		Jalen Slawson (Furman) vs Samford (01/25/23)
Free throw percentage	1.000	(11-11)	Tre Jackson (Western Carolina) at Wofford (02/08/23)
	1.000	(10-10)	Jordan King (ETSU) at Western Carolina (02/15/23)
	1.000	(9-9)	Jaron Rillie (Samford) at The Citadel (12/31/22)
	1.000	(8-8)	B.J. Mack (Wofford) vs ETSU (12/29/22)
	1.000	(8-8)	Austin Ash (The Citadel) at VMI (01/21/23)
	1.000	(8-8)	Jalen Haynes (ETSU) vs Chattanooga (01/28/23)
	1.000	(8-8)	B.J. Mack (Wofford) vs Western Carolina (02/08/23)
	1.000	(8-8)	Jermaine Marshall (Samford) at Chattanooga (02/22/23)
Rebounds	17		Tyzhaun Claude (Western Carolina) at The Citadel (01/14/23)
	16		Taeshaud Jackson (VMI) at The Citadel (02/02/23)
	16		Mohammed Abdulsalam (UNCG) at Mercer (02/02/23)
Assists	11		Vonterius Woolbright (Western Carolina) at VMI (01/28/23)
	10		Jaron Rillie (Samford) vs Mercer (12/28/22)
	10		Vonterius Woolbright (Western Carolina) vs Wofford (01/18/23)
	10		Carter Whitt (Furman) at VMI (02/08/23)
Steals	7		Jordan King (ETSU) at The Citadel (01/11/23)
	6		Jaron Rillie (Samford) vs Wofford (01/11/23)
Blocked shots	5		Jake Stephens (Chattanooga) at The Citadel (12/29/22)
	5		Stephen Clark (The Citadel) vs ETSU (01/11/23)
	5		Stephen Clark (The Citadel) vs Western Carolina (01/14/23)
Turnovers	8		Asher Woods (VMI) at Mercer (02/04/23)
	7		Asher Woods (VMI) at Chattanooga (01/07/23)
	7		Austin Ash (The Citadel) vs ETSU (01/11/23)
	7		Vonterius Woolbright (Western Carolina) vs ETSU (02/15/23)
	7		Stephen Clark (The Citadel) vs Wofford (02/18/23)