



SOUTHERN CONFERENCE MEN'S BASKETBALL 2019-20

702 North Pine Street, Spartanburg, SC 29303 • 864-591-5100 • Fax: 864-591-3448

Phil Perry, Assistant Commissioner for Media Relations (MBK contact)

facebook.com/SouthernConference • twitter.com/SoConSports • instagram.com/SouthernConference

2019-20 SOUTHERN CONFERENCE BASKETBALL STANDINGS

	Conference					Overall					
	W-L	Pct.	H	A	ST	W-L	Pct.	H	A	N	ST
ETSU	6-1	0.857	3-0	3-1	W4	17-3	0.850	11-0	6-3	0-0	W4
Furman	6-2	0.750	3-1	3-1	W1	16-5	0.762	9-1	6-4	1-0	W1
UNCG	5-2	0.714	3-1	2-1	W3	15-5	0.750	10-3	5-2	0-0	W3
Wofford	5-2	0.714	4-0	1-2	W2	13-7	0.650	9-1	4-6	0-0	W2
Western Carolina	4-3	0.571	2-1	2-2	L3	12-6	0.667	7-1	5-5	0-0	L3
Chattanooga	4-3	0.571	3-1	1-2	W1	13-7	0.650	8-1	3-6	2-0	W1
Mercer	3-4	0.429	2-2	1-2	W3	9-11	0.450	6-4	3-5	0-2	W3
Samford	2-5	0.286	1-2	1-3	L5	8-13	0.381	6-3	2-10	0-0	L5
VMI	1-7	0.125	1-3	0-4	L1	6-15	0.286	5-5	0-9	1-1	L1
The Citadel	0-7	0.000	0-3	0-4	L7	6-12	0.333	3-5	3-7	0-0	L7

NOTES

• All 10 Southern Conference teams return to action Saturday, with VMI hosting Mercer in the Ingles SoCon Game of the Week.

• They Keydets and Bears will be meeting for the second time in 10 days. Mercer rallied past VMI 73-62 on Jan. 15, overcoming an 11-point halftime deficit.

• Mercer has won three straight behind the play of reigning SoCon player of the week Djordje Dimitrijevic, who is averaging 24.7 points per game over his last six contests.

• Mercer guard Ethan Stair, who scored his 1,000th career point in the Bears' 90-75 win over Samford on Jan. 18, was named a Senior CLASS Award candidate last week.

• VMI is second in NCAA Division I in made 3-pointers per game with 10.9. The Keydets are also second in 3-point attempts and are 228-for-624 on the season.

• League-leading ETSU puts its 11-0 home record on the line Saturday when it hosts in-state rival Chattanooga. At 17-3 overall, the Bucs are off to their best start to a season since opening the 1990-91 campaign with a 21-2 mark.

• Chattanooga downed The Citadel 92-69 on Wednesday, moving to 13-7 overall to eclipse last season's win total. The Mocs put five in double figures for the first time this season, led by Ramon Vila's 17 points.

• Wofford, which visits Western Carolina on Saturday, earned a 66-54 win over VMI on Wednesday, with red-shirt freshman Messiah Jones notching his first career double-double with 15 points and 10 rebounds.

• Western Carolina's Carlos Dotson returned to the lineup after a one-game absence and turned in his league-best ninth double-double of the season, scoring 22 points and grabbing 10 rebounds in the Cata-mounts' 83-79 loss at Mercer on Wednesday.

• Furman is the only SoCon team to use the same starting lineup in every game this season. The Paladins, who are a half-game out of first place, visit The Citadel, which is looking for its first league win and has lost seven straight.

• Samford guard Josh Sharkey fell one assist shy of a triple-double in Wednesday's 101-78 loss at Furman, finishing with 24 points, 10 rebounds and nine assists, all game highs.

• The SoCon is the only conference with three teams in the top 10 of the CollegelInsider.com Mid-Major Top 25. ETSU remains No. 6 in the latest poll, while UNC Greensboro moved up two spots to No. 7 and Furman dropped one spot to No. 8.

• UNCG senior James Dickey had 12 rebounds in the Spartans' 72-52 win over Chattanooga on Jan. 18, pushing his career total to 942 and moving him into third in school history, past Bruce Shaw (1969-72). Dickey is 19 back of second-place Ben Stywall (961 from 2007-10) and 105 back of UNCG record-holder Kyle Hynes (1,047 from 2005-08). At his current rate of 9.0 per game and at least 12 games left on UNCG's schedule, Dickey is on pace to set the school record by season's end.

UPCOMING SCHEDULE (ALL TIMES EASTERN)

Jan. 25 (Saturday)

*Furman at The Citadel, 1 p.m.	ESPN3
*Mercer at VMI, 1 p.m.	Nexstar/ESPN3
*UNCG at Samford, 3 p.m.	ESPN3
*Chattanooga at ETSU, 4 p.m.	ESPN+
*Wofford at Western Carolina, 7 p.m.	ESPN3

Ingles SoCon Game of the Week Nexstar affiliates

EJHL (Tri-Cities)
WMUB (Macon)
WWCW (Lynchburg/Roanoke)
WYCW (Greenville/Spartanburg/Asheville)

Jan. 29 (Wednesday)

*Wofford at The Citadel, 7 p.m.	ESPN+
*Mercer at ETSU, 7 p.m.	ESPN+
*VMI at Furman, 7 p.m.	ESPN+
*UNCG at Western Carolina, 7 p.m.	ESPN+
*Chattanooga at Samford, 7:30 p.m.	ESPN+

Feb. 1 (Saturday)

*Western Carolina at Chattanooga, 2 p.m.	ESPN3
*UNCG at ETSU, 4 p.m.	ESPN+
*The Citadel at Mercer, 4:30 p.m.	Nexstar/ESPN3
*Samford at Wofford, 7 p.m.	ESPN3

Ingles SoCon Game of the Week Nexstar affiliates

ECBD (Charleston)
WMUB (Macon)
WWCW (Lynchburg/Roanoke)
WYCW (Greenville/Spartanburg/Asheville)

Feb. 5 (Wednesday)

*Mercer at Furman, 7 p.m.	ESPN+
*The Citadel at UNCG, 7 p.m.	ESPN3
*ETSU at Chattanooga, 7 p.m.	ESPN+
*Wofford at VMI, 7 p.m.	ESPN+
*Western Carolina at Samford, 7:30 p.m.	ESPN3

Feb. 8 (Saturday)

*VMI at The Citadel, 1 p.m.	ESPN+
*Furman at Western Carolina, 2 p.m.	ESPN+
*ETSU at Mercer, 4:30 p.m.	ESPN+
*Chattanooga at Wofford, 7 p.m.	Nexstar/ESPN+

SoCon PLAYER OF THE WEEK (1/21)

PRESENTED BY **GEICO**

Djordje Dimitrijevic, G, Sr. Mercer

Dimitrijevic scored 26 points against VMI on Jan. 15, going 9-for-15 from the floor and hitting a career-high six 3-pointers, five in the second half, as the Bears rallied for their first SoCon win of the season, 73-62. The senior guard added two rebounds, an assist and a steal to help Mercer to the comeback win, shooting 60 percent for the game, including 54.5 percent from 3-point range (6-for-11) as the Bears overcame an 11-point halftime deficit.

Three days later at Samford, Dimitrijevic scored 25 points, going 8-for-13 from the floor (61.5 percent) and matching his career high in made 3s with a 6-for-8 effort (75.0 percent) from beyond the arc. He added five rebounds, five assists and three steals as the Bears rolled to a 90-75 win and picked up consecutive victories for the first time since mid-November.

For the week, Dimitrijevic shot 60.7 percent from the floor (17-for-28), 63.2 percent from 3-point range (12-for-19) and 5-for-6 from the free-throw line (83.3 percent), averaging 3.5 rebounds, 3.0 assists and 2.0 steals per game.



CONFERENCE NEWS AND NOTES

• With its 96-94, double-overtime win over Jacksonville on Nov. 21, Western Carolina became one of just 10 Division I schools to erase a 22-point second-half deficit and the only team to do it with under nine minutes remaining in regulation.

• Wofford (30), UNCG (29) and Furman (25) all set school records for wins last season. The Terriers became just the third team to record 30 wins in league history, joining the 1945-46 North Carolina squad and the 1950-51 NC State team.

• ETSU notched 24 wins last season to give the SoCon four teams with 20 wins for the third straight season. The Bucs have reached 20 wins for four straight seasons, becoming the first SoCon team to post four consecutive 20-win seasons since Davidson turned in five straight from 2004-09. ETSU's 100 wins in the last four seasons are a school record over a four-year span.

• Four Southern Conference teams – ETSU, Furman, UNCG and Wofford – earned postseason invites last season, giving the league multiple teams in postseason play for the 11th consecutive year. It marked the ninth time in the last 11 seasons with at least three SoCon teams in postseason play. SoCon regular-season and tournament champion Wofford earned its first-ever NCAA tournament win with a victory over Seton Hall in the first round. UNCG was the No. 1 seed in the NIT and advanced to the second round, while Furman joined the Spartans in the NIT. ETSU hosted a Collegian.com Postseason Tournament contest.

• As a league, the SoCon finished 12th in the final NET rankings last year. Four teams finished in the top 100 in Wofford (14), Furman (58), UNCG (68) and ETSU (90). The first NET rankings this season will be released Dec. 16.

• Wofford entered the 2019-20 campaign riding an 18-game winning streak in regular-season league games after going 18-0 in SoCon play last season. The Terriers posted an overall 21-game winning streak last season that spanned from Dec. 29 to March 21. The streak ended in the second round of the NCAA Championship against No. 2 seed Kentucky.

• Fifth-year ETSU coach Steve Forbes is third in SoCon history in career wins per season, as he has averaged 25.0 in his first four campaigns with the Bucs. Forbes led ETSU to 24 wins in 2015-16, 27 in 2016-17, 25 in 2017-18 and 24 last year. Third-year Furman coach Bob Richey is fifth on that list with an average of 24.0 wins per game, as he led the Paladins to 23 wins in his first season and 25 last year.

• Furman and Wofford appeared in the Associated Press Top 25, each for the first time, last season, giving the SoCon two different ranked teams in a season for the first time since the 1959-60 season.

• SoCon players set two NCAA records last season, with Wofford's Fletcher Magee finishing his career with a Division I-record 509 career 3-pointers and Furman's Jordan Lyons matching the NCAA single-game mark with 15 3-pointers against North Greenville on Nov. 15. Lyons had 54 points in that contest, tied for 10th in a game in league history.

MID-MAJOR TOP 25 (JAN. 20)

The Southern Conference has three teams ranked in the Collegian.com Mid-Major Top 25 poll.

Collegian.com Mid-Major Top 25

Rank	School (1st-place)	Record	Points	LW	Conf.
1.	Gonzaga (31)	20-1	775	1	West Coast
2.	Liberty	19-1	735	2	ASUN
3.	Northern Iowa	16-2	700	3	Missouri Valley
4.	Yale	12-4	656	4	Ivy League
5.	Saint Mary's	16-4	649	5	West Coast
6.	ETSU	17-3	631	6	Southern
7.	UNCG	15-5	564	9	Southern
8.	Furman	15-5	527	7	Southern
9.	Stephen F. Austin	15-3	493	11	Southland
10.	Wright State	17-4	470	15	Horizon
11.	BYU	14-6	425	10	West Coast
12.	Kent State	13-5	405	8	Mid-American
13.	Harvard	12-4	375	13	Ivy League
14.	Santa Clara	16-4	367	12	West Coast
15.	Belmont	14-5	338	17	Ohio Valley
16.	Akron	14-4	336	14	Mid-American
17.	Colgate	14-5	269	16	Patriot
18.	New Mexico State	14-6	217	20	WAC
19.	San Francisco	14-6	212	21	West Coast
20.	Pacific	15-6	153	18	West Coast
21.	Bowling Green	13-5	128	22	Mid-American
22.	William & Mary	14-6	124	19	Colonial
23.	Loyola Chicago	13-6	94	NR	Missouri Valley
24.	Murray State	13-5	93	NR	Ohio Valley
25.	Vermont	13-6	71	25	America East

OTHERS RECEIVING VOTES: Bradley 41, Northern Kentucky 40, Stony Brook 38, Georgia State 15, Little Rock 15, **Wofford 15**, Ball State 12, Austin Peay 10, Drake 9, Hofstra 7, Toledo 7, California Baptist 6, Buffalo 6, Saint Francis PA 6, Oral Roberts 5, Arkansas State 4, Charleston 4, UC Irvine 4, UC Riverside 4, Indiana State 3, UCSB 3, Drexel 2, Radford 2, UTA 2, Montana 1, North Florida 1, South Dakota State 1.

Did you know?

• ETSU's win at LSU on Dec. 18, coupled with Wofford's 68-64 win over then-No. 17 North Carolina on Dec. 14, gave the SoCon two wins over Power 5 schools in the span of four days, a feat the league has now accomplished twice in three seasons. In 2017, UNCG beat NC State 81-76 on Dec. 16, followed by Wofford defeating No. 5 North Carolina 79-75 on Dec. 20.

• Western Carolina guard Mason Faulkner's triple-double against North Carolina A&T on Nov. 12 (13 points, 10 rebounds, 10 assists) was the first by a SoCon player since Chattanooga's Keegan Bell went for 12 points, 10 boards and 10 assists at College of Charleston on Dec. 3, 2011.

• Southern Conference Commissioner Jim Schaus has a familial connection to the Southern Conference, as his father, former Los Angeles Lakers coach Fred Schaus, was the men's basketball coach at West Virginia from 1954-60, earning SoCon Coach of the Year honors four times in that six-year span and still ranking in the top 20 in career wins by a league coach.

SoCON PLAYERS OF THE WEEK

PRESENTED BY **GEICO**

Nov. 12.....	Kaleb Hunter, So., G, UNCG
Nov. 19.....	Mason Faulkner, R-Jr., G, WCU
Nov. 26.....	Mason Faulkner, R-Jr., G, WCU
Dec. 3.....	Clay Mounce, Jr., F, FUR
Dec. 10.....	Carlos Dotson, Sr., F, WCU
Dec. 17.....	Ethan Stair, R-Sr., G, MER
Dec. 24.....	Jeromy Rodriguez, R-Sr., F, ETSU
Jan. 7.....	Jordan Lyons, Sr., G, FUR
Jan. 14.....	Kaelon Harris, Sr., F/G, CIT
Jan. 21.....	Djordje Dimitrijevic, Sr., G, MER
Jan. 28.....	
Feb. 4.....	
Feb. 11.....	
Feb. 18.....	
Feb. 25.....	

SoCON PLAYERS OF THE MONTH

November.....	Ethan Stair, R-Sr., G, MER
December.....	Josh Sharkey, Sr., G, SAM
January.....	
February.....	

GENERAL SHALE SoCON

STUDENT-ATHLETE OF THE WEEK

Dec. 18.....	Ethan Stair, R-Sr., G, MER
Jan. 15.....	Djordje Dimitrijevic, Sr., G, MER

Preseason predictions

ETSU is the preseason favorite to win the 2019-20 Southern Conference men's basketball title in polling of the league's 10 men's basketball coaches and media. UNC Greensboro junior guard Isaiah Miller is the coaches' pick for preseason player of the year.

Preseason Player of the Year

Isaiah Miller, Jr., G, UNCG

Preseason All-Southern Conference Team

Bo Hodges, Jr., G, ETSU
 Jeromy Rodriguez, R-Sr., F, ETSU
 Daivien Williamson, So., G, ETSU
 Jordan Lyons, Sr., G, Furman
 Ross Cummings, Sr., G, Mercer
 James Dickey, R-Sr., F, UNCG
 Isaiah Miller, Jr., G, UNCG
 Josh Sharkey, Sr., G, Samford
 Carlos Dotson, Sr., F, Western Carolina
 Nathan Hoover, Sr., G, Wofford

Coaches poll

Team (1st)	Total	Media poll Team (1st)	Total
1. ETSU (8)	80	1. ETSU (20)	286
2. UNCG (2)	74	2. UNCG (6)	264
3. Furman	61	3. Furman (4)	245
4. Wofford	52	4. Wofford	216
5. Samford	48	5. Samford	169
6. Chattanooga	41	6. Chattanooga	128
7. Western Carolina	38	7. Western Carolina	117
8. Mercer	29	8. Mercer	115
9. The Citadel	16	9. The Citadel	70
10. VMI	11	10. VMI	40

SoCON COACHING RECORDS

Coach, school	Career (yrs.)	School (yrs.)	SoCon (yrs.)
Duggar Baucom, The Citadel	239-272 (17th)	51-94 (5th)	23-75 (6th)
Steve Forbes, ETSU	283-102 (12th)	117-42 (5th)	61-18 (5th)
Bob Richey, Furman	64-24 (3rd)	Same	32-12 (3rd)
Greg Gary, Mercer	25-55 (3rd)	9-11 (1st)	3-4 (1st)
Wes Miller, UNCG	156-122 (9th)	Same	88-58 (9th)
Scott Padgett, Samford	82-105 (6th)	Same	32-65 (6th)
Lamont Paris, Chattanooga	35-50 (3rd)	Same	14-29 (3rd)
Dan Earl, VMI	41-102 (5th)	Same	16-64 (5th)
Mark Prosser, Western Carolina	24-54 (3rd)	19-31 (2nd)	8-17 (2nd)
Jay McAuley, Wofford	13-7 (1st)	Same	5-2 (1st)

SPECIALTY STATS LEADERS

40-point games

	Ovr.	SoCon
Jordan Lyons, FUR	1	1

30-point games

	Ovr.	SoCon
Jordan Lyons, FUR	2	1
Kaelon Harris, CIT	1	1
Kaiden Rice, CIT	1	1
Djordje Dimitrijevic, MER	1	1
Isaiah Miller, UNCG	1	1
Mason Faulkner, WCU	1	1

20-point games

	Ovr.	SoCon
Isaiah Miller, UNCG	9	5
Josh Sharkey, SAM	8	4
Mason Faulkner, WCU	8	3
Jordan Lyons, FUR	7	4
Djordje Dimitrijevic, MER	7	5
Kaiden Rice, CIT	5	2
Ethan Stair, MER	5	1
Travis Eeve, VMI	5	1
Tray Boyd III, ETSU	4	1
Noah Gurley, FUR	4	1
Brandon Austin, SAM	4	0
Matt Ryan, UTC	4	1
Carlos Dotson, WCU	4	4
Nathan Hoover, WOF	4	2
Kaelon Harris, CIT	3	1
Mike Bothwell, FUR	3	1
Fletcher Abee, CIT	2	1
Bo Hodges, ETSU	2	0
Clay Mounce, FUR	2	0
Jalen Dupree, SAM	2	1
Garrett Gilkeson, VMI	2	2
Storm Murphy, WOF	2	0
Hayden Brown, CIT	1	0
Rudy Fitzgibbons III, CIT	1	0
Patrick Good, ETSU	1	0
Jeremy Rodriguez, ETSU	1	1
Isaiah Tisdale, ETSU	1	1
Daivien Williamson, ETSU	1	0
Jeff Gary, MER	1	1
Kaleb Hunter, UNCG	1	0
Robert Allen, SAM	1	0
Deandre Thomas, SAM	1	0
David Jean-Baptiste, UTC	1	0
Ramon Vila, UTC	1	1
Kamdyn Curfman, VMI	1	0
Greg Parham, VMI	1	0
Matt Halvorsen, WCU	1	1
Onno Steger, WCU	1	1
Marcus Thomas, WCU	1	0
Isaiah Bigelow, WOF	1	0

15-rebound games

	Ovr.	SoCon
Jeremy Rodriguez, ETSU	1	1
Ethan Stair, MER	1	0
Tyler Creammer, VMI	1	0
Carlos Dotson, WCU	1	0

10-rebound games

	Ovr.	SoCon
Kaelon Harris, CIT	9	3
Carlos Dotson, WCU	9	5
Ethan Stair, MER	8	1
James Dickey, UNCG	7	4
Jeremy Rodriguez, ETSU	5	1
Robert Allen, SAM	4	2
Jalen Dupree, SAM	4	2
Clay Mounce, FUR	3	1
Maciej Bender, MER	3	2
Mason Faulkner, WCU	3	1
Eddie Davis III, CIT	2	0
Noah Gurley, FUR	2	1
Jalen Slawson, FUR	2	1
Kaleb Hunter, UNCG	2	0
Rod Johnson, UTC	2	1
Tyler Creammer, VMI	2	1
Garrett Gilkeson, VMI	2	2
Jake Stephens, VMI	2	1
Chevez Goodwin, WOF	2	1
Brady Spence, CIT	1	0

Vonnie Paterson, ETSU	1	0
Isaiah Tisdale, ETSU	1	1
Victor Bafutto, MER	1	0
Djordje Dimitrijevic, MER	1	0
Mohammed Abdulsala, UNCG	1	1
Brandon Austin, SAM	1	0
Josh Sharkey, SAM	1	1
Ramon Vila, UTC	1	0
Messiah Jones, WOF	1	1

15-assist games

	Ovr.	SoCon
Josh Sharkey, SAM	2	0

10-assist games

	Ovr.	SoCon
Josh Sharkey, SAM	5	1
Mason Faulkner, WCU	2	1
Tyson Batiste, CIT	1	0
Djordje Dimitrijevic, MER	1	1

Double-doubles

	Ovr.	SoCon
Carlos Dotson, WCU	9	5
Kaelon Harris, CIT	8	3
Ethan Stair, MER	8	1
Jeremy Rodriguez, ETSU	4	1
Robert Allen, SAM	4	2
Josh Sharkey, SAM*	4	2
Mason Faulkner, WCU^	4	2
Clay Mounce, FUR	3	1
Jalen Dupree, SAM	3	1
Eddie Davis III, CIT	2	0
Noah Gurley, FUR	2	1
Maciej Bender, MER	2	1
James Dickey, UNCG	2	1
Kaleb Hunter, UNCG	2	0
Rod Johnson, UTC	2	1
Chevez Goodwin, WOF	2	1
Brady Spence, CIT	1	0
Isaiah Tisdale, ETSU	1	1
Jalen Slawson, FUR	1	1
Victor Bafutto, MER	1	0
Djordje Dimitrijevic, MER	1	0
Tyler Creammer, VMI	1	0
Garrett Gilkeson, VMI	1	1
Jake Stephens, VMI	1	1
Messiah Jones, WOF	1	1

20/15 games

	Ovr.	SoCon
Jeremy Rodriguez, ETSU	1	1

20/10 games

	Ovr.	SoCon
Carlos Dotson, WCU	4	4
Kaelon Harris, CIT	3	1
Ethan Stair, MER	2	0
Josh Sharkey, SAM^	2	2
Jeremy Rodriguez, ETSU	1	1
Isaiah Tisdale, ETSU	1	1
Garrett Gilkeson, VMI	1	1
Mason Faulkner, WCU	1	1

30/10 games

	Ovr.	SoCon
Kaelon Harris, CIT	1	1

Triple-doubles

	Ovr.	SoCon
Mason Faulkner, WCU	1	0

* three are points/assists

^ one is points/assists

3-POINTER STREAKS

Eight SoCon student-athletes have streaks of at least 10 games with a made 3-pointer, led by Samford's Brandon Austin's 22-game streak that dates back to last season.

Consecutive games with a 3-pointer

Player, school	'19-20	'18-19	Total
Brandon Austin, SAM, R-Sr.	20	2	22
Alex Hunter, FUR, Jr.	19	x	19
Djordje Dimitrijevic, MER, Sr.	18	x	18
Kaiden Rice, CIT, Jr.	17	x	17
Matt Halvorsen, WCU, Jr.	17	x	17
Ross Cummings, MER, Sr.	6	7	13
Angelo Allegri, UNCG, So.	13	x	13
Onno Steger, WCU, Sr.	13	x	13

NATIONAL/REGIONAL RECOGNITION

Lou Henson Award preseason watch list

Jeremy Rodriguez, R-Sr., F, ETSU
Jordan Lyons, Sr., G, Furman
Isaiah Miller, Jr., G, UNCG

Lou Henson Award midseason watch list

Jeremy Rodriguez, R-Sr., F, ETSU
Jordan Lyons, Sr., G, Furman
Isaiah Miller, Jr., G, UNCG
Josh Sharkey, Sr., G, Samford
Mason Faulkner, R-Jr., G, Western Carolina

Lou Henson Award National Player of the Week

Mason Faulkner, R-Jr., G, WCU Nov. 25, 2019

Lute Olson Award midseason watch list

Isaiah Miller, Jr., G, UNCG

Senior CLASS Award candidate

Ethan Stair, R-Sr., G, Mercer

NET RANKINGS (AS OF JAN. 24)

49	ETSU
70	UNC Greensboro
87	Furman
135	Wofford
140	Western Carolina
157	Chattanooga
243	Mercer
301	Samford
316	VMI
317	The Citadel

THE SoCON vs. RANKED TEAMS

Wofford's 68-64 win at No. 17 North Carolina on Sunday is the Southern Conference's third road win over a top-25 team in as many seasons and the Terriers' second over a ranked UNC squad in the last three seasons.

Last season, Furman beat No. 8 Villanova and in 2017, Wofford downed then-No. 5 North Carolina. Coincidentally, Villanova and North Carolina were both defending national champions in those games.

Three of the SoCon's nine wins over ranked opponents since 1998 have come within the last two calendar years.

Southern Conference ranked wins since 1997-98

SoCon	Opp.	Score	Date
Wofford	#17 North Carolina	68-64	12/15/19
Furman	#8 Villanova	76-68 (OT)	11/17/18
Wofford	#5 North Carolina	79-75	12/20/17
Col. of Charleston	#21 Baylor	63-59	11/24/12
Davidson	#12 Kansas	80-74	12/19/11
Col. of Charleston	#9 North Carolina	82-79 (OT)	1/4/10
#23 Davidson	#24 Gonzaga	82-76	3/21/08
#23 Davidson	#8 Georgetown	74-70	3/23/08
#23 Davidson	#6 Wisconsin	73-56	3/28/08
Col. of Charleston	#3 North Carolina	66-64	12/5/98

INDIVIDUAL

Coaching wins at a SoCon school

1. 447 Bob McKillip, DAV (1992-14)
2. 299 Mike Young, WOF (2002-19)
3. 243 Mack McCarthy, UTC (1985-97)
- 243 Burton Shipley, MD (1923-47)
5. 230 Bill Reinhart, GW (1935-42; 1949-66)
6. 226 Eddie Cameron, Duke (1928-42)
- 226 Bobby Cremins, APP (1975-81); CofC (2006-12)
8. 223 Lyles Alley, FUR (1945-49; 1950-66)
9. 213 Les Robinson, CIT (1974-85); ETSU (1985-90)
10. 205 Murray Greason, WF (1935-53)
11. 194 Norman Shepard, UNC (1923-24); DAV (1937-49)
12. 193 Larry Hunter, WCU (2005-18)
13. 187 Everett Case, NCSU (1946-53)
14. 176 Lefty Driesell, DAV (1960-69)
15. 168 Malcolm U. Pitt, RICH (1935-52)
- 16. 156 Wes Miller, UNCG (2011-present)**
17. 148 Herman J. Stegeman, UGA (1921-31)
18. 147 Lester Hooker Jr., RICH (1952-63)
19. 146 Fred Schaus, WVU (1954-60)
20. 145 Steve Cottrell, WCU (1977-87)
- 145 John Shulman, UTC (2004-13)
22. 142 Joe Williams, FUR (1970-78)
23. 141 Tom Scott, UNC (1946-52); DAV (1955-60)
24. 139 Ron Shumate, UTC (1972-79)
- 139 Tom Apke, APP (1986-96)

Coaching wins per season (min. two seasons)

- | Avg. Wins | Yrs. | | |
|----------------|-------------|----------|------------------------------------|
| 1. 26.7 | 187 | 7 | Everett Case, NCSU 1946-53 |
| 2. 26.0 | 52 | 2 | Ben Carnevale, UNC 1944-46 |
| 3. 25.0 | 100* | 4 | Steve Forbes, ETSU 2015-pr. |
| 4. 24.3 | 146 | 6 | Fred Schaus, WVU 1954-60 |
| 5. 24.0 | 48* | 2 | Bob Richey, FUR 2017-pr. |

* Entering 2019-20 season

3-point field goals made

- | Game | | | |
|-------|---------------------------------|---------------|--|
| 1. 15 | Keith Veney, MAR vs. Morehead* | 12/16/96 | |
| 15 | Jordan Lyons, FUR vs. NGU* | 11/15/18 | |
| 3. 11 | Elton Nesbitt, GSU vs. UTC | 1/17/05 | |
| 11 | Fletcher Magee, WOF at UTC | 2/17/18 | |
| 11 | Patrick Good, ETSU at WCU | 1/26/19 | |
| 6. 10 | 10 times. Last: | | |
| | Jordan Lyons, FUR at VMI | 1/1/20 | |

* NCAA record

Blocked shots

- | Career | | |
|---------------|---------------------------|-----------------|
| 1. 349 | Kyle Hines, UNCG | 2004-08 |
| 2. 308 | Rans Brempong, WCU | 2001-05 |
| 3. 270 | Justin Tuoyo, UTC | 2014-17 |
| 4. 269 | George Singleton, FUR | 1981-84 |
| 5. 238 | Jody Lumpkin, CofC | 1998-01 |
| 6. 220 | Jeremy Clayton, APP | 2004-08 |
| 7. 215 | Kirill Misychenko, CIT | 1995-98 |
| 8. 213 | Lucas Troutman, Elon | 2010-14 |
| 9. 205 | James Dickey, UNCG | 2016-pr. |
| 10. 202 | Lewis Preston, VMI | 1990-93 |

Steals

- | Career | | |
|---------------|--------------------------|-----------------|
| 1. 334 | Keith Jennings, ETSU | 1988-91 |
| 2. 293 | D.J. Thompson, APP | 2003-06 |
| 3. 285 | Brigham Waginger, WCU | 2006-10 |
| 4. 259 | Josh Sharkey, SAM | 2016-pr. |
| 5. 250 | Derek Rucker, DAV | 1985-88 |
| 6. 247 | Tyson Patterson, APP | 1996-00 |

Season Game

- | | | |
|----------|--|-----------------|
| 1. 11 | Ali Ton, DAV vs. Tufts | 11/29/97 |
| 2. 10 | Shawn Moore, MAR vs. ETSU | 1/29/94 |
| 10 | Brandon Born, UTC vs. USC Aiken | 11/26/94 |
| 10 | Jason Bell, VMI vs. Furman | 2/10/98 |
| 10 | Zakee Wadood, ETSU vs. Clemson | 12/15/03 |
| 6. 9 | D.J. Thompson, APP vs. UNCG | 2/22/07 |
| 9 | Stephen Curry, DAV vs. Guilford | 11/14/08 |
| 9 | Isaiah Miller, UNCG vs. Mercer | 1/1/20 |
| 9. 8 | 21 times. Last: | |
| | Tray Boyd III, ETSU vs. Mars Hill | 12/19/19 |

Assists

- | Career | | |
|---------------|--------------------------|-----------------|
| 1. 983 | Keith Jennings, ETSU | 1988-91 |
| 2. 701 | Greg White, MAR | 1978-81 |
| 3. 682 | Josh Sharkey, SAM | 2016-pr. |
| 4. 668 | Guilherme Da Luz, FUR | 2000-03 |
| 5. 663 | Jason Richards, DAV | 2004-08 |

Points scored

(SoCon career rank)

- | | |
|-------|-----------------------------|
| 1,393 | Nathan Hoover, Wofford, Sr. |
| 1,377 | Josh Sharkey, Samford, Sr. |
| 1,354 | Jordan Lyons, Furman, Sr. |
| 1,210 | Isaiah Miller, UNCG, Jr. |
| 1,034 | Ethan Stair, Mercer, R-Sr. |

Points scored per game (min. 800 points)

- | | |
|-------|-----------------------------|
| 13.30 | Isaiah Miller, UNCG, Jr. |
| 11.77 | Josh Sharkey, Samford, Sr. |
| 11.42 | Nathan Hoover, Wofford, Sr. |
| 11.19 | Jordan Lyons, Furman, Sr. |
| 10.89 | Ross Cummings, Mercer, Sr. |

Field-goal percentage (min. 240 made)

- | | |
|------|--------------------------------------|
| .608 | Carlos Dotson, Western Carolina, Sr. |
| .541 | James Dickey, UNCG, Sr. |
| .522 | Clay Mounce, Furman, Jr. |
| .500 | Isaiah Miller, UNCG, Jr. |
| .496 | Kyrin Galloway, UNCG, Sr. |

3-point field goals made

- | | |
|-----|---------------------------------------|
| 266 | Jordan Lyons, Furman, Sr. |
| 263 | Nathan Hoover, Wofford, Sr. |
| 188 | Matt Halvorsen, Western Carolina, Jr. |
| 173 | Ross Cummings, Mercer, Sr. |
| 160 | Kaiden Rice, The Citadel, Jr. |

3-point field-goal percentage (min. 120 made)

- | | |
|------|------------------------------------|
| .426 | Storm Murphy, Wofford, Jr. |
| .417 | Brandon Austin, Samford, R-Sr. |
| .404 | Ross Cummings, Mercer, Sr. |
| .386 | Nathan Hoover, Wofford, Sr. |
| .385 | Onno Steger, Western Carolina, Sr. |

Free-throw percentage (min. 110 made)

- | | |
|------|---------------------------------------|
| .884 | Nathan Hoover, Wofford, Sr. |
| .856 | Matt Halvorsen, Western Carolina, Jr. |
| .854 | Myron Gordon, Samford, Sr. |
| .815 | Djordje Dimitrijevic, Mercer, Sr. |
| .801 | Ross Cummings, Mercer, Sr. |

Rebounds

- | | |
|-----|-------------------------------|
| 942 | James Dickey, UNCG, Sr. |
| 530 | Ethan Stair, Mercer, R-Sr. |
| 487 | Garrett Gilkeson, VMI, Sr. |
| 479 | Jeromy Rodriguez, ETSU, R-Sr. |
| 470 | Tyler Creammer, VMI, Sr. |

Rebounds per game (min. 280 rebounds)

- | | |
|------|--------------------------------------|
| 9.98 | Jeromy Rodriguez, ETSU, R-Sr. |
| 9.29 | Carlos Dotson, Western Carolina, Sr. |
| 8.05 | James Dickey, UNCG, Jr. |
| 7.55 | Robert Allen, Samford, So. |
| 5.20 | Kaelon Harris, The Citadel, Sr. |

Blocked shots

- | | | |
|-----|----------------------------|-----|
| 205 | James Dickey, UNCG, Sr. | (9) |
| 96 | Kyrin Galloway, UNCG, Sr. | |
| 62 | Clay Mounce, Furman, Jr. | |
| 61 | Bo Hodges, ETSU, Jr. | |
| 51 | Robert Allen, Samford, So. | |

Steals

- | | | |
|-----|----------------------------|-----|
| 259 | Josh Sharkey, Samford, Sr. | (4) |
| 205 | Isaiah Miller, UNCG, Jr. | |
| 127 | Garrett Gilkeson, VMI, Sr. | |
| 108 | Ethan Stair, Mercer, R-Sr. | |
| 100 | Jordan Lyons, Furman, Sr. | |

Assists

- | | | |
|-----|----------------------------|-----|
| 682 | Josh Sharkey, Samford, Sr. | (3) |
| 303 | Storm Murphy, Wofford, Jr. | |
| 226 | Garrett Gilkeson, VMI, Sr. | |
| 218 | Alex Hunter, Furman, Jr. | |
| 187 | Isaiah Miller, UNCG, Jr. | |

Assists per game (min. 150 assists)

- | | |
|------|----------------------------|
| 5.83 | Josh Sharkey, Samford, Sr. |
| 3.48 | Storm Murphy, Wofford, Jr. |
| 2.98 | Isaiah Tisdale, ETSU, Sr. |
| 2.51 | Alex Hunter, Furman, Jr. |
| 2.14 | Greg Parham, VMI, Jr. |

America East (1-0)

12/18 UNCG 54, Vermont 53

American Athletic (0-3)

11/5 East Carolina 80, VMI 68
 11/21 South Florida 69, Wofford 55
 12/2 South Florida 65, Furman 55

ASUN (7-1)

11/11 Mercer 74, Kennesaw State 62
 11/15 Mercer 84, FGCU 68
 11/16 North Alabama 61, Samford 55
 11/21 Western Carolina 96, Jacksonville 94 (2OT)
 11/24 Western Carolina 70, Stetson 64
 12/4 UNCG 72, Kennesaw State 54
 (Fleming Gym; Greensboro, N.C.)
 12/7 VMI 88, Stetson 61
 12/22 Wofford 83, Kennesaw State 70

Atlantic 10 (0-2)

11/26 St. Bonaventure 56, Mercer 51
 12/4 Duquesne 71, VMI 58

Atlantic Coast (1-7)

11/15 Florida State 79, Western Carolina 74
 11/20 Florida State 89, Chattanooga 53
 12/11 Virginia Tech 63, Chattanooga 58
 12/15 NC State 80, UNCG 77
 12/15 Wofford 68, #17 North Carolina 64
 12/19 #4 Duke 86, Wofford 57
 12/21 Virginia Tech 64, VMI 55
 12/22 NC State 83, The Citadel 63

Big 12 (0-2)

11/8 #3 Kansas 74, UNCG 62
 11/19 #4 Kansas 75, ETSU 63

Big East (1-4)

11/6 St. John's 109, Mercer 79
 11/16 Butler 80, Wofford 61
 11/30 UNCG 65, Georgetown 61
 12/18 Xavier 74, Western Carolina 61
 12/21 Georgetown 99, Samford 71

Big Sky (1-2)

11/15 Idaho 68, VMI 67
 (Jonesboro, Ark.)
 11/16 Montana State 67, UNCG 66
 (Fleming Gym; Greensboro, N.C.)
 11/24 ETSU 70, Southern Utah 58

Big South (12-4)

11/5 Furman 70, Gardner-Webb 63
 11/9 UNC Asheville 91, The Citadel 76
 11/9 Western Carolina 71, Gardner-Webb 59
 11/9 Wofford 89, High Point 61
 11/11 Presbyterian 80, VMI 77 (OT)
 11/12 Furman 91, Charleston Southern 47
 11/14 ETSU 61, Winthrop 58
 11/16 Campbell 87, The Citadel 73
 12/7 UNCG 60, Radford 58
 12/7 Western Carolina 78, UNC Asheville 77
 12/7 Wofford 81, Gardner-Webb 77
 12/8 Furman 84, USC Upstate 72
 12/14 Furman 80, Winthrop 73
 (Bon Secours Wellness Arena; Greenville, S.C.)
 12/19 The Citadel 102, Longwood 99 (3OT)
 12/21 Chattanooga 68, UNC Asheville 64
 12/29 USC Upstate 91, VMI 82

Big Ten (0-1)

11/20 Illinois 85, The Citadel 57

Big West (1-1)

11/17 VMI 89, UC Davis 84 (2OT)
 (Jonesboro, Ark.)
 12/15 Hawaii 94, Samford 73

Colonial (2-1)

11/12 William & Mary 80, Wofford 79
 11/26 Furman 97, Elon 61
 12/16 Mercer 72, UNCW 63

Conference USA (0-2)

11/30 Louisiana Tech 78, Samford 57
 12/22 Florida Atlantic 65, Mercer 50

Horizon (3-0)

11/23 Mercer 72, UIC 68
 12/21 ETSU 80, Cleveland State 55
 12/21 UNCG 67, Northern Kentucky 50
 (Fleming Gym; Greensboro, N.C.)

Metro Atlantic Athletic (2-2)

11/8 Marist 58, VMI 56
 11/19 Samford 70, Manhattan 57
 11/23 The Citadel 79, Marist 75
 12/1 Canisius 76, Mercer 66
 (Boca Raton, Fla.)

Mid-Eastern Athletic (5-0)

11/5 UNCG 83, North Carolina A&T 50
 11/12 Western Carolina 90, North Carolina A&T 64
 11/23 ETSU 98, Delaware State 66
 11/26 Wofford 67, Maryland Eastern Shore 42
 12/2 Wofford 77, North Carolina Central 59

Missouri Valley (1-0)

11/8 Furman 87, Loyola-Chicago 63

Non-Division I (25-0)

11/5 Wofford 86, Erskine 63
 11/6 ETSU 79, Newberry 50
 11/7 Samford 68, Kentucky Wesleyan 42
 11/8 Mercer 84, Columbia International 76
 11/11 UNCG 109, Averett 51
 11/13 Samford 102, UVA-Wise 64
 11/15 Furman 83, Southern Wesleyan 61
 11/20 VMI 96, Christendom 20
 11/22 Furman 90, Columbia International 45
 11/26 The Citadel 90, Brevard 47
 11/26 VMI 98, Goucher 32
 11/27 Western Carolina 78, Bryan 54
 12/3 Samford 97, Auburn-Montgomery 64
 12/7 The Citadel 108, Carver 40
 12/8 Chattanooga 99, Tennessee Wesleyan 51
 12/10 The Citadel 129, Piedmont 83
 12/11 Furman 90, North Greenville 65
 12/11 VMI 78, Ferrum 60
 12/13 Wofford 112, North Greenville 66
 12/15 ETSU 97, Milligan 41
 12/28 Western Carolina 108, Piedmont 47
 12/28 Mercer 104, Milligan 52
 12/28 UNCG 106, William Peace 34
 12/29 Chattanooga 72, Cumberland 42
 12/29 ETSU 117, Mars Hill 48

Ohio Valley (6-3)

11/5 Morehead State 90, Samford 86 (2OT)
 11/5 Eastern Kentucky 79, Chattanooga 68
 11/9 Chattanooga 59, Tennessee State 57
 11/9 ETSU 92, UT Martin 75
 11/11 Belmont 95, Samford 63
 11/15 UNCG 64, Tennessee Tech 30
 (Fleming Gym; Greensboro, N.C.)
 11/19 The Citadel 74, Southeast Missouri 69
 11/30 Chattanooga 63, Jacksonville State 60
 (Niceville, Fla.)

America East.....	1-0
American Athletic.....	0-3
ASUN.....	7-1
Atlantic 10.....	0-2
Atlantic Coast.....	1-7
Big 12.....	0-2
Big East.....	1-4
Big Sky.....	1-2
Big South.....	12-4
Big Ten.....	0-1
Big West.....	1-1
Colonial.....	2-1
Conference USA.....	0-2
Horizon.....	3-0
Metro Atlantic Athletic.....	2-2
Mid-Eastern Athletic.....	5-0
Missouri Valley.....	1-0
Non-Division I.....	25-0
Ohio Valley.....	6-3
Patriot.....	0-1
Southeastern.....	1-7
Southland.....	1-0
Southwestern Athletic.....	1-0
Summit.....	0-2
Sun Belt.....	8-3
Total.....	79-48
Home.....	52-10
Away.....	23-35
Neutral.....	4-3
vs. Top 25.....	1-5

12/21 Western Carolina 89, Tennessee Tech 76

Patriot (0-1)

12/2 Holy Cross 81, Mercer 67
 (Boca Raton, Fla.)

Southeastern (1-7)

11/5 Georgia 91, Western Carolina 72
 11/12 Georgia 95, The Citadel 86
 11/18 Missouri 75, Wofford 56
 11/19 Alabama 81, Furman 73
 11/25 #17 Tennessee 58, Chattanooga 46
 12/5 #14 Auburn 81, Furman 78 (OT)
 12/18 Alabama 105, Samford 87
 (Legacy Arena; Birmingham, Ala.)
 12/18 ETSU 74, LSU 63

Southland (1-0)

12/7 Samford 113, Houston Baptist 90

Southwestern Athletic (1-0)


11/29 Chattanooga 74, Alabama State 56
 (Niceville, Fla.)

Summit (0-2)

11/27 South Dakota State 86, Samford 77
 12/7 North Dakota State 78, ETSU 68

Sun Belt (8-3)

11/12 Chattanooga 74, Troy 68
 11/14 Arkansas State 71, VMI 56
 11/15 Chattanooga 90, South Alabama 72
 11/18 UNCG 55, Appalachian State 41
 11/19 Georgia Southern 98, Mercer 88
 11/23 Samford 72, Troy 60
 11/26 ETSU 78, Appalachian State 69
 11/27 Furman 58, UT Arlington 57
 (Elon, N.C.)
 11/30 ETSU 67, Little Rock 63
 12/7 Georgia State 73, Mercer 61
 12/15 Chattanooga 84, Troy 80 (OT)



The Citadel (6-12, 0-7 SoCon)

N9	UNC ASHEVILLE (ESPN3)	L, 76-91
N12	at Georgia (SEC Network+)	L, 86-95
N16	CAMPBELL (ESPN3)	L, 73-87
N19	at Southeast Missouri (ESPN+)	W, 74-69
N20	at Illinois# (Big Ten Network)	L, 57-85
N23	at Marist (ESPN+)	W, 79-75
N26	BREVARD# (ESPN+)	W, 90-47
D4	*ETSU (ESPN+)	L, 84-96
D7	CARVER (ESPN3)	W, 108-40
D10	PIEDMONT (ESPN3)	W, 129-83
D19	at Longwood (ESPN+)	W, 102-99 (3OT)
D22	at NC State (ACC Network)	L, 63-83
J1	*at Samford (ESPN+)	L, 68-69
J4	*WESTERN CAROLINA (ESPN+)	L, 82-86
J11	*at Wofford (ESPN3)	L, 71-73
J15	*UNCG (ESPN+)	L, 69-79
J18	*at VMI (ESPN+)	L, 79-88
J22	*at Chattanooga (ESPN+)	L, 69-92
J25	*FURMAN (ESPN3)	1 p.m.
J29	*WOFFORD (ESPN+)	7 p.m.
F1	*at Mercer (Nexstar/ESPN3)	4:30 p.m.
F5	*at UNCG (ESPN3)	7 p.m.
F8	*VMI (ESPN+)	1 p.m.
F12	*at ETSU (ESPN+)	7 p.m.
F15	*SAMFORD (Nexstar/ESPN3)	1 p.m.
F19	*CHATTANOOGA (ESPN+)	7 p.m.
F22	*at Western Carolina (ESPN3)	7:30 p.m.
F26	*MERCER (ESPN3)	7 p.m.
F29	*at Furman (Nexstar/ESPN+)	4 p.m.
M6-9	at SoCon Championship (Asheville, N.C.)	


- Illinois Classic (campus sites)



ETSU (17-3, 6-1 SoCon)

N6	NEWBERRY (ESPN+)	W, 79-50
N9	at UT Martin (ESPN+)	W, 92-75
N14	WINTHROP (ESPN+)	W, 61-58
N19	at No. 4 Kansas# (ESPN+)	L, 63-75
N23	DELAWARE STATE# (ESPN3)	W, 98-66
N24	SOUTHERN UTAH# (ESPN+)	W, 70-58
N26	APPALACHIAN STATE (ESPN+)	W, 78-69
N30	at Little Rock (ESPN+)	W, 67-63
D4	*at The Citadel (ESPN+)	W, 96-84
D7	at North Dakota State (ESPN+)	L, 68-78
D15	MILLIGAN (ESPN3)	W, 97-41
D18	at LSU (SEC Network)	W, 74-63
D21	CLEVELAND STATE (ESPN3)	W, 80-55
D29	MARS HILL (ESPN3)	W, 117-48
J1	*WOFFORD (ESPN+)	W, 49-48
J4	*at Furman (ESPN3)	L, 56-65
J8	*at UNCG (ESPN+)	W, 64-57
J11	*VMI (Nexstar/ESPN3)	W, 61-55
J15	*SAMFORD (ESPN+)	W, 88-63
J18	*at Western Carolina (Nexstar/ESPN+)	W, 85-66
J25	*CHATTANOOGA (ESPN+)	4 p.m.
J29	*MERCER (ESPN+)	7 p.m.
F1	*UNCG (ESPN+)	4 p.m.
F5	*at Chattanooga (ESPN+)	7 p.m.
F8	*at Mercer (ESPN+)	4:30 p.m.
F12	*THE CITADEL (ESPN+)	7 p.m.
F15	*at VMI (ESPN+)	1 p.m.
F19	*FURMAN (ESPN+)	7 p.m.
F22	*at Samford (ESPN+)	3 p.m.
F26	*at Wofford (ESPN+)	7 p.m.
F29	*WESTERN CAROLINA (ESPN+)	4 p.m.
M6-9	at SoCon Championship (Asheville, N.C.)	

- Maui Jim Maui Invitational (campus sites)



Furman (16-5, 6-2 SoCon)

N5	at Gardner-Webb (ESPN+)	W, 70-63
N8	LOYOLA CHICAGO (ESPN3)	W, 87-63
N12	at Charleston Southern (ESPN+)	W, 91-47
N15	SOUTHERN WESLEYAN# (ESPN3)	W, 83-61
N19	at Alabama# (SEC Network+)	L, 73-81
N22	COLUMBIA INTERNATIONAL (ESPN3)	W, 90-45
N26	at Elon# (FloHoops)	W, 97-61
N27	vs. UT Arlington^	W, 58-57
D2	at South Florida (ESPN3)	L, 55-65
D5	at No. 14 Auburn (SEC Network)	L, 78-81 (OT)
D8	USC UPSTATE (ESPN+)	W, 84-72
D11	NORTH GREENVILLE (ESPN3)	W, 90-65
D14	WINTHROP& (ESPN+)	W, 80-73
D20	*at Mercer (ESPN3)	W, 64-62
J1	*at VMI (ESPN+)	W, 89-73
J4	*ETSU (ESPN3)	W, 65-56
J8	*at Chattanooga (ESPN+)	W, 73-66
J11	*UNCG& (ESPN3)	L, 73-86
J15	*WESTERN CAROLINA (ESPN+)	W, 83-79
J17	*at Wofford (ESPN+)	L, 52-66
J22	*SAMFORD (ESPN+)	W, 101-78
J25	*at The Citadel (ESPN3)	1 p.m.
J29	*VMI (ESPN+)	7 p.m.
F5	*MERCER (ESPN+)	7 p.m.
F8	*at Western Carolina (ESPN+)	2 p.m.
F12	*at Samford (ESPN+)	7:30 p.m.
F15	*CHATTANOOGA (ESPN3)	4 p.m.
F19	*at ETSU (ESPN+)	7 p.m.
F22	*WOFFORD& (Nexstar/ESPN+)	12 p.m.
F26	*at UNCG (ESPN+)	7 p.m.
F29	*THE CITADEL (Nexstar/ESPN+)	4 p.m.
M6-9	at SoCon Championship (Asheville, N.C.)	


- Bad Boy Mowers Battle 4 Atlantis (campus sites)
^ - Bad Boy Mowers Battle 4 Atlantis (Elon, N.C.)
& - Bon Secours Wellness Arena (Greenville, S.C.)



Mercer (9-11, 3-4 SoCon)

N6	at St. John's (FS1)	L, 79-109
N8	COLUMBIA INTERNATIONAL (ESPN3)	W, 84-76
N11	KENNESAW STATE (ESPN+)	W, 74-62
N15	FGCU (ESPN3)	W, 84-68
N19	at Georgia Southern (ESPN+)	L, 88-98
N23	at UIC# (ESPN+)	W, 72-68
N26	at St. Bonaventure# (ESPN+)	L, 51-56
D1	vs. Canisius^ (CUSA.TV)	L, 66-76
D2	vs. Holy Cross^ (CUSA.TV)	L, 67-81
D7	GEORGIA STATE (ESPN+)	L, 61-73
D16	at UNCW (FloHoops)	W, 72-63
D20	*FURMAN (ESPN3)	L, 62-64
D22	FLORIDA ATLANTIC (ESPN+)	L, 50-65
D28	MILLIGAN (ESPN3)	W, 104-52
J1	*at UNCG (ESPN+)	L, 63-72
J4	*CHATTANOOGA (ESPN3)	L, 61-70
J11	*at Western Carolina (ESPN+)	L, 71-79
J15	*VMI (ESPN+)	W, 73-62
J18	*at Samford (ESPN3)	W, 90-75
J22	*WESTERN CAROLINA (ESPN+)	W, 83-79
J25	*at VMI (Nexstar/ESPN3)	1 p.m.
J29	*at ETSU (ESPN+)	7 p.m.
F1	*THE CITADEL (Nexstar/ESPN3)	4:30 p.m.
F5	*at Furman (ESPN+)	7 p.m.
F8	*ETSU (ESPN+)	4:30 p.m.
F12	*at Wofford (ESPN+)	7 p.m.
F15	*UNCG (ESPN3)	4:30 p.m.
F19	*SAMFORD (ESPN+)	7 p.m.
F22	*at Chattanooga (ESPN3)	4:30 p.m.
F26	*at The Citadel (ESPN3)	7 p.m.
F29	*WOFFORD (ESPN+)	4:30 p.m.
M6-9	at SoCon Championship (Asheville, N.C.)	


- Boca Raton Beach Classic (campus sites)
^ - Boca Raton Beach Classic (Boca Raton, Fla.)



UNC Greensboro (15-5, 5-2 SoCon)

N5	North Carolina A&T (ESPN3)	W, 83-50
N8	at No. 3 Kansas (ESPN3)	L, 62-74
N11	AVERETT# (ESPN+)	W, 109-51
N15	TENNESSEE TECH#^ (ESPN3)	W, 64-30
N16	MONTANA STATE#^ (ESPN3)	L, 66-67
N18	APPALACHIAN STATE# (ESPN+)	W, 55-41
N24	*VMI (ESPN+)	W, 74-63
N30	at Georgetown (FS2)	W, 65-61
D4	KENNESAW STATE^ (ESPN+)	W, 72-54
D7	at Radford (ESPN+)	W, 60-58
D15	NC STATE (ESPN+)	L, 77-80
D18	at Vermont (ESPN+)	W, 54-53
D21	NORTHERN KENTUCKY^ (ESPN+)	W, 67-50
D28	WILLIAM PEACE (ESPN3)	W, 106-34
J1	*MERCER (ESPN+)	W, 72-63
J4	*at Wofford (Nexstar/ESPN+)	L, 92-98 (2OT)
J8	*ETSU (ESPN+)	L, 57-64
J11	*at Furman& (ESPN3)	W, 86-73
J15	*at The Citadel (ESPN+)	W, 79-69
J18	*CHATTANOOGA (ESPN+)	W, 72-52
J25	*at Samford (ESPN3)	3 p.m.
J29	*at Western Carolina (ESPN+)	7 p.m.
F1	*at ETSU (ESPN+)	4 p.m.
F5	*THE CITADEL (ESPN3)	7 p.m.
F9	*SAMFORD (ESPN+)	1 p.m.
F12	*WESTERN CAROLINA (ESPN+)	7 p.m.
F15	*at Mercer (ESPN3)	4:30 p.m.
F19	*WOFFORD (ESPN+)	7 p.m.
F22	*at VMI (ESPN+)	1 p.m.
F26	*FURMAN (ESPN+)	7 p.m.
F29	*at Chattanooga (ESPN+)	4:30 p.m.
M6-9	at SoCon Championship (Asheville, N.C.)	


- Spartan Invitational
^ - Fleming Gymnasium (Greensboro, N.C.)
& - Bon Secours Wellness Arena (Greenville, S.C.)



Samford (8-13, 2-5 SoCon)

N5	at Morehead State (ESPN+)	L, 86-90 (2OT)
N7	KENTUCKY WESLEYAN (ESPN+)	W, 68-42
N11	at Belmont (ESPN+)	L, 63-95
N13	UVA-WISE (ESPN3)	W, 102-64
N16	at North Alabama (ESPN+)	L, 55-61
N19	MANHATTAN (ESPN+)	W, 70-57
N23	TROY (ESPN3)	W, 72-60
N27	at South Dakota State (ESPN3)	L, 77-86
N30	at Louisiana Tech (CUSA.TV)	L, 57-78
D3	AUBURN-MONTGOMERY (ESPN3)	W, 97-64
D7	at Houston Baptist	W, 113-90
D15	at Hawaii (Spectrum Sports)	L, 73-94
D18	ALABAMA# (ESPN+)	L, 87-105
D21	at Georgetown (FS1)	L, 71-99
J1	*THE CITADEL (ESPN+)	W, 69-68
J4	*at VMI (ESPN+)	W, 78-75
J8	*WOFFORD (ESPN+)	L, 62-67
J11	*at Chattanooga (ESPN3)	L, 67-105
J15	*at ETSU (ESPN+)	L, 63-88
J18	*MERCER (ESPN3)	L, 75-90
J22	*at Furman (ESPN+)	L, 78-101
J25	*UNCG (ESPN3)	3 p.m.
J29	*CHATTANOOGA (ESPN+)	7:30 p.m.
F1	*at Wofford (ESPN3)	7 p.m.
F5	*WESTERN CAROLINA (ESPN3)	7:30 p.m.
F9	*at UNCG (ESPN+)	1 p.m.
F12	*FURMAN (ESPN+)	7:30 p.m.
F15	*at The Citadel (Nexstar/ESPN3)	1 p.m.
F19	*at Mercer (ESPN+)	7 p.m.
F22	*ETSU (ESPN+)	3 p.m.
F26	*at Western Carolina (ESPN+)	7 p.m.
F29	*VMI (ESPN3)	5 p.m.
M6-9	at SoCon Championship (Asheville, N.C.)	


- Legacy Arena at Birmingham-Jefferson Convention Complex (Birmingham, Ala.)



Chattanooga
(13-7, 4-3 SoCon)

N5	at Eastern Kentucky (ESPN+)	L, 68-79
N9	TENNESSEE STATE (SDN)	W, 59-57
N12	at Troy (ESPN+)	W, 74-68
N15	SOUTH ALABAMA (SDN)	W, 90-72
N20	at Florida State# (Fox Sports South/ACCNE)	L, 53-89
N25	at No. 17 Tennessee# (SEC Network)	L, 46-58
N29	vs. Alabama State^ (EmeraldCoast.TV)	W, 74-56
N30	vs. Jacksonville State^ (EmeraldCoast.TV)	W, 63-60
D3	*at Western Carolina (ESPN3)	L, 77-87
D8	TENNESSEE WESLEYAN (ESPN3)	W, 99-51
D11	at Virginia Tech (ACC Network)	L, 58-63
D15	TROY (ESPN+)	W, 84-80 (OT)
D21	at UNC Asheville (ESPN+)	W, 68-64
D29	CUMBERLAND (ESPN3)	W, 72-42
J4	*at Mercer (ESPN3)	W, 70-61
J8	*FURMAN (ESPN+)	L, 66-73
J11	*SAMFORD (ESPN3)	W, 105-67
J15	*WOFFORD (ESPN+)	W, 72-59
J18	*at UNCG (ESPN+)	L, 52-72
J22	*THE CITADEL (ESPN+)	W, 92-69
J25	*at ETSU (ESPN+)	4 p.m.
J29	*at Samford (ESPN+)	7:30 p.m.
F1	*WESTERN CAROLINA (ESPN3)	2 p.m.
F5	*ETSU (ESPN+)	7 p.m.
F8	*at Wofford (Nexstar/ESPN+)	7 p.m.
F12	*VMI (ESPN+)	7 p.m.
F15	*at Furman (ESPN3)	4 p.m.
F19	*at The Citadel (ESPN+)	7 p.m.
F22	*MERCER (ESPN3)	4:30 p.m.
F26	*at VMI (ESPN+)	7 p.m.
F29	*UNCG (ESPN+)	4:30 p.m.
M6-9	at SoCon Championship (Asheville, N.C.)	


- Emerald Coast Classic (campus sites)
^ - Emerald Coast Classic (Niceville, Fla.)



VMI
(6-15, 1-7 SoCon)

N5	at East Carolina (ESPN3)	L, 68-80
N8	MARIST (ESPN3)	L, 56-58
N11	PRESBYTERIAN (ESPN+)	L, 77-80 (OT)
N14	at Arkansas State# (ESPN+)	L, 56-71
N15	vs. Idaho^	L, 67-68*
N17	vs. UC Davis^	W, 89-84 (2OT)
N20	CHRISTENDOM# (ESPN3)	W, 96-20
N24	*at UNCG (ESPN+)	L, 63-74
N26	GOUCHER (ESPN3)	W, 98-32
D4	at Duquesne (ESPN+)	L, 58-71
D7	STETSON (ESPN+)	W, 88-61
D11	FERRUM (ESPN3)	W, 78-60
D21	at Virginia Tech (ACC Network)	L, 55-64
D29	at USC Upstate (ESPN+)	L, 82-91
J1	*FURMAN (ESPN+)	L, 73-89
J4	*SAMFORD (ESPN+)	L, 75-78
J8	*WESTERN CAROLINA (ESPN3)	L, 85-97
J11	*at ETSU (Nexstar/ESPN3)	L, 55-61
J15	*at Mercer (ESPN+)	L, 62-73
J18	*THE CITADEL (ESPN+)	W, 88-79
J22	*at Wofford (ESPN+)	L, 54-66
J25	*MERCER (Nexstar/ESPN3)	1 p.m.
J29	*at Furman (ESPN+)	7 p.m.
F5	*WOFFORD (ESPN+)	7 p.m.
F8	*at The Citadel (ESPN+)	1 p.m.
F12	*at Chattanooga (ESPN+)	7 p.m.
F15	*ETSU (ESPN+)	1 p.m.
F19	*at Western Carolina (ESPN+)	7 p.m.
F22	*UNCG (ESPN+)	1 p.m.
F26	*CHATTANOOGA (ESPN+)	7 p.m.
F29	*at Samford (ESPN3)	5 p.m.
M6-9	at SoCon Championship (Asheville, N.C.)	

- Red Wolves Classic (campus sites)
^ - Red Wolves Classic (Jonesboro, Ark.)



Western Carolina
(12-6, 4-3 SoCon)

N5	at Georgia (SEC Network+)	L, 72-91
N9	GARDNER-WEBB (ESPN3)	W, 71-59
N12	NORTH CAROLINA A&T (ESPN+)	W, 90-64
N15	at Florida State (Fox Sports South/ACCNE)	L, 74-79
N21	at Jacksonville (ESPN+)	W, 96-94 (2OT)
N24	at Stetson (ESPN+)	W, 70-64
N27	BRYAN (SDN)	W, 78-54
D3	*CHATTANOOGA (ESPN3)	W, 87-77
D7	UNC ASHEVILLE (Nexstar/ESPN3)	W, 78-77
D18	at Xavier (FS1)	L, 61-74
D21	at Tennessee Tech (ESPN+)	W, 89-76
D28	PIEDMONT (SDN)	W, 108-47
J4	*at The Citadel (ESPN+)	W, 86-82
J8	*at VMI (ESPN3)	W, 97-85
J11	*MERCER (ESPN+)	W, 79-71
J15	*at Furman (ESPN+)	L, 79-83
J18	*ETSU (Nexstar/ESPN+)	L, 66-85
J22	*at Mercer (ESPN+)	L, 79-83
J25	*WOFFORD (ESPN3)	7 p.m.
J29	*UNCG (ESPN+)	7 p.m.
F1	*at Chattanooga (ESPN3)	2 p.m.
F5	*at Samford (ESPN3)	7:30 p.m.
F8	*FURMAN (ESPN+)	2 p.m.
F12	*at UNCG (ESPN+)	7 p.m.
F15	*at Wofford (ESPN+)	7 p.m.
F19	*VMI (ESPN+)	7 p.m.
F22	*THE CITADEL (ESPN3)	7:30 p.m.
F26	*SAMFORD (ESPN+)	7 p.m.
F29	*at ETSU (ESPN+)	4 p.m.
M6-9	at SoCon Championship (Asheville, N.C.)	



Wofford
(13-7, 5-2 SoCon)

N5	ERSKINE (ESPN3)	W, 86-63
N9	HIGH POINT (SDN)	W, 89-61
N12	WILLIAM & MARY (ESPN+)	L, 79-80
N16	at Butler# (FS2)	L, 61-80
N18	at Missouri# (SEC Network+)	L, 56-75
N21	at South Florida (ESPN3)	L, 55-69
N26	at Maryland Eastern Shore#	W, 67-42
D2	NORTH CAROLINA CENTRAL (ESPN+)	W, 77-59
D7	GARDNER-WEBB (ESPN3)	W, 81-77
D13	NORTH GREENVILLE (ESPN3)	W, 112-66
D15	at No. 17 North Carolina (ACC Network)	W, 68-64
D19	at No. 4 Duke (ESPN2)	L, 57-86
D22	at Kennesaw State (ESPN+)	W, 83-70
J1	*at ETSU (ESPN+)	L, 48-49
J4	*UNCG (Nexstar/ESPN+)	W, 98-92 (2OT)
J8	*at Samford (ESPN+)	W, 67-762
J11	*THE CITADEL (ESPN3)	W, 73-71
J15	*at Chattanooga (ESPN+)	L, 59-72
J17	*FURMAN (ESPN3)	W, 66-52
J22	*VMI (ESPN+)	W, 66-54
J25	*at Western Carolina (ESPN3)	7 p.m.
J29	*at The Citadel (ESPN+)	7 p.m.
F1	*SAMFORD (ESPN3)	7 p.m.
F5	*at VMI (ESPN+)	7 p.m.
F8	*CHATTANOOGA (Nexstar/ESPN+)	7 p.m.
F12	*MERCER (ESPN+)	7 p.m.
F15	*WESTERN CAROLINA (ESPN+)	7 p.m.
F19	*at UNCG (ESPN+)	7 p.m.
F22	*at Furman& (Nexstar/ESPN+)	12 p.m.
F26	*ETSU (ESPN+)	7 p.m.
F29	*at Mercer (ESPN+)	4:30 p.m.
M6-9	at SoCon Championship (Asheville, N.C.)	

- Hall of Fame Classic (campus sites)
& - Bon Secours Wellness Arena (Greenville, S.C.)

Southern Conference men's basketball media relations information

<p>The Citadel (CitadelSports.com) Milledge Austin (maustin7@citadel.edu) Office: 843-953-6567</p> <p>ETSU (ETSUBucs.com) Kevin Brown (brownk@etsu.edu) Office: 423-439-5263</p> <p>Furman (FurmanPaladins.com) Jordan Caskey (jordan.caskey@furman.edu) Office: 864-294-3065</p> <p>Mercer (MercerBears.com) Travis Rae (rae_tj@mercer.edu) Office: 478-301-5219</p> <p>UNCG (UNCGSpartans.com) Mark Pinkerton (mdpinker@uncg.edu) Office: 757-812-1926</p> <p>Samford (SamfordSports.com) Joey Mullins (jimmulli1@samford.edu) Office: 205-726-2799</p>	<p>Chattanooga (GoMocs.com) Jim Horten (jameshorten@utc.edu) Office: 423-425-2350</p> <p>VMI (VMIKeydets.com) Wade Branner (brannerwh@vmi.edu) Office: 540-464-7515</p> <p>Western Carolina (CatamountSports.com) Steven Grandy (sgrandy@email.wcu.edu) Office: 828-227-2655</p> <p>Wofford (WoffordTerriers.com) Phil Marcello (marcellopr@wofford.edu) Office: 864-597-4092</p> <p>Southern Conference (SoConSports.com) Phil Perry (pperry@socon.org) Office: 864-591-5100 // Cell: 864-525-5174</p>
---	--

2019-20 Southern Conference
CONFERENCE BASKETBALL STATISTICS
Through games of Jan 24, 2020 (All games)

SCORING OFFENSE	G	W-L	Pts	Avg/G
1. Western Carolina	18	12-6	1460	81.1
2. The Citadel	18	6-12	1459	81.1
3. Furman	21	16-5	1636	77.9
4. ETSU	20	17-3	1543	77.2
5. Samford	21	8-13	1583	75.4
6. UNC Greensboro	20	15-5	1472	73.6
7. Mercer	20	9-11	1457	72.8
8. VMI	21	6-15	1523	72.5
9. Wofford	20	13-7	1448	72.4
10. Chattanooga	20	13-7	1442	72.1

SCORING DEFENSE	G	Pts	Avg/G
1. UNC Greensboro	20	1185	59.2
2. ETSU	20	1237	61.8
3. Chattanooga	20	1327	66.3
4. Furman	21	1400	66.7
5. Wofford	20	1344	67.2
6. VMI	21	1457	69.4
7. Mercer	20	1448	72.4
8. Western Carolina	18	1347	74.8
9. The Citadel	18	1437	79.8
10. Samford	21	1679	80.0

SCORING MARGIN	G	Offense	Defense	Margin
1. ETSU	20	77.2	61.8	+15.3
2. UNC Greensboro	20	73.6	59.2	+14.3
3. Furman	21	77.9	66.7	+11.2
4. Western Carolina	18	81.1	74.8	+6.3
5. Chattanooga	20	72.1	66.3	+5.8
6. Wofford	20	72.4	67.2	+5.2
7. VMI	21	72.5	69.4	+3.1
8. The Citadel	18	81.1	79.8	+1.2
9. Mercer	20	72.8	72.4	+0.4
10. Samford	21	75.4	80.0	-4.6

FREE THROW PCT	G	FTM	FTA	Pct.
1. Wofford	20	214	288	.743
2. Mercer	20	240	326	.736
3. VMI	21	217	297	.731
4. Samford	21	302	426	.709
5. The Citadel	18	245	347	.706
6. Western Carolina	18	266	378	.704
7. Furman	21	234	335	.699
8. ETSU	20	293	434	.675
9. Chattanooga	20	205	308	.666
10. UNC Greensboro	20	202	321	.629

FIELD GOAL PERCENTAGE	G	FGM	FGA	Pct.
1. Furman	21	596	1238	.481
2. ETSU	20	545	1155	.472
3. Western Carolina	18	502	1067	.470
4. Wofford	20	516	1131	.456
5. Mercer	20	534	1189	.449
6. Chattanooga	20	531	1184	.448
7. Samford	21	570	1273	.448
8. The Citadel	18	515	1164	.442
9. UNC Greensboro	20	550	1265	.435
10. VMI	21	539	1252	.431

FIELD GOAL PCT DEFENSE	G	FGM	FGA	Pct.
1. ETSU	20	441	1084	.407
2. UNC Greensboro	20	406	993	.409
3. Wofford	20	478	1104	.433
4. Chattanooga	20	495	1139	.435
5. The Citadel	18	520	1193	.436
6. Western Carolina	18	485	1105	.439
7. VMI	21	514	1167	.440
8. Mercer	20	511	1158	.441
9. Furman	21	533	1198	.445
10. Samford	21	617	1377	.448

3-POINT FG PCT	G	3FGM	3FGA	Pct.
1. Western Carolina	18	190	493	.385
2. Wofford	20	202	549	.368
3. VMI	21	228	624	.365
4. Mercer	20	149	412	.362
5. Furman	21	210	581	.361
6. Chattanooga	20	175	485	.361
7. ETSU	20	160	463	.346
8. Samford	21	141	411	.343
9. The Citadel	18	184	537	.343
10. UNC Greensboro	20	170	531	.320

3-POINT FG PCT DEFENSE	G	3FGM	3FGA	Pct.
1. ETSU	20	113	401	.282
2. Western Carolina	18	123	405	.304
3. Furman	21	145	469	.309
4. Chattanooga	20	122	394	.310
5. The Citadel	18	157	505	.311
6. Wofford	20	153	471	.325
7. UNC Greensboro	20	133	403	.330
8. Samford	21	210	615	.341
9. Mercer	20	152	441	.345
10. VMI	21	156	451	.346

REBOUNDING OFFENSE	G	Rebounds	Avg/G
1. Western Carolina	18	688	38.2
2. The Citadel	18	682	37.9
3. Samford	21	789	37.6
4. ETSU	20	744	37.2
5. UNC Greensboro	20	738	36.9
6. Chattanooga	20	728	36.4
7. Mercer	20	719	36.0
8. VMI	21	736	35.0
9. Furman	21	677	32.2
10. Wofford	20	612	30.6

REBOUNDING DEFENSE	G	Rebounds	Avg/G
1. ETSU	20	635	31.8
2. Mercer	20	639	32.0
Wofford	20	639	32.0
4. UNC Greensboro	20	670	33.5
Western Carolina	18	603	33.5
6. Chattanooga	20	676	33.8
7. Furman	21	712	33.9
8. VMI	21	736	35.0
9. Samford	21	815	38.8
10. The Citadel	18	702	39.0

2019-20 Southern Conference
CONFERENCE BASKETBALL STATISTICS
Through games of Jan 24, 2020 (All games)

REBOUNDING MARGIN		G	Team	Avg.	Opp.	Avg.	Margin
1.	ETSU	20	744	37.2	635	31.8	+5.4
2.	Western Carolina	18	688	38.2	603	33.5	+4.7
3.	Mercer	20	719	36.0	639	32.0	+4.0
4.	UNC Greensboro	20	738	36.9	670	33.5	+3.4
5.	Chattanooga	20	728	36.4	676	33.8	+2.6
6.	VMI	21	736	35.0	736	35.0	+0.0
7.	The Citadel	18	682	37.9	702	39.0	-1.1
8.	Samford	21	789	37.6	815	38.8	-1.2
9.	Wofford	20	612	30.6	639	32.0	-1.4
10.	Furman	21	677	32.2	712	33.9	-1.7

BLOCKED SHOTS		G	No.	Avg/G
1.	ETSU	20	83	4.2
2.	UNC Greensboro	20	78	3.9
3.	Samford	21	65	3.1
4.	Furman	21	61	2.9
5.	Wofford	20	57	2.9
6.	Mercer	20	54	2.7
7.	VMI	21	52	2.5
8.	The Citadel	18	43	2.4
9.	Western Carolina	18	32	1.8
10.	Chattanooga	20	31	1.6

ASSISTS		G	No.	Avg/G
1.	VMI	21	348	16.6
2.	The Citadel	18	290	16.1
3.	Furman	21	328	15.6
4.	Western Carolina	18	264	14.7
5.	Chattanooga	20	289	14.5
6.	ETSU	20	282	14.1
7.	Mercer	20	280	14.0
8.	Wofford	20	267	13.4
9.	UNC Greensboro	20	249	12.5
10.	Samford	21	256	12.2

STEALS		G	No.	Avg/G
1.	UNC Greensboro	20	200	10.0
2.	ETSU	20	180	9.0
3.	Furman	21	167	8.0
4.	The Citadel	18	136	7.6
5.	Mercer	20	144	7.2
6.	VMI	21	149	7.1
7.	Samford	21	147	7.0
8.	Wofford	20	115	5.8
9.	Western Carolina	18	96	5.3
10.	Chattanooga	20	98	4.9

TURNOVER MARGIN		G	Team	Avg.	Opp.	Avg.	Margin
1.	UNC Greensboro	20	234	11.7	386	19.3	+7.6
2.	Furman	21	245	11.7	334	15.9	+4.2
3.	ETSU	20	250	12.5	323	16.2	+3.7
4.	Wofford	20	231	11.6	261	13.1	+1.5
5.	VMI	21	265	12.6	290	13.8	+1.2
6.	Chattanooga	20	247	12.4	258	12.9	+0.5
7.	The Citadel	18	284	15.8	275	15.3	-0.5
8.	Western Carolina	18	258	14.3	239	13.3	-1.1
9.	Samford	21	341	16.2	314	15.0	-1.3
10.	Mercer	20	299	15.0	273	13.7	-1.3

ASSIST/TURNOVER RATIO		G	Ast.	Avg.	T/O	Avg.	Ratio
1.	Furman	21	328	15.6	245	11.7	1.3
2.	VMI	21	348	16.6	265	12.6	1.3
3.	Chattanooga	20	289	14.5	247	12.4	1.2
4.	Wofford	20	267	13.4	231	11.6	1.2
5.	ETSU	20	282	14.1	250	12.5	1.1
6.	UNC Greensboro	20	249	12.5	234	11.7	1.1
7.	Western Carolina	18	264	14.7	258	14.3	1.0
8.	The Citadel	18	290	16.1	284	15.8	1.0
9.	Mercer	20	280	14.0	299	15.0	0.9
10.	Samford	21	256	12.2	341	16.2	0.8

OFFENSIVE REBOUNDS		G	No.	Avg/G
1.	UNC Greensboro	20	258	12.9
2.	ETSU	20	235	11.8
3.	Samford	21	232	11.0
4.	Mercer	20	210	10.5
5.	Western Carolina	18	188	10.4
6.	VMI	21	218	10.4
7.	The Citadel	18	184	10.2
8.	Chattanooga	20	203	10.2
9.	Furman	21	170	8.1
10.	Wofford	20	157	7.9

DEFENSIVE REBOUNDS		G	No.	Avg/G
1.	Western Carolina	18	500	27.8
2.	The Citadel	18	498	27.7
3.	Samford	21	557	26.5
4.	Chattanooga	20	525	26.3
5.	Mercer	20	509	25.5
6.	ETSU	20	509	25.5
7.	VMI	21	518	24.7
8.	Furman	21	507	24.1
9.	UNC Greensboro	20	480	24.0
10.	Wofford	20	455	22.8

DEFENSIVE REB PCT.		G	D-Reb	Opp. OR	D-Reb%
1.	Chattanooga	20	525	168	.758
2.	Western Carolina	18	500	173	.743
3.	UNC Greensboro	20	480	167	.742
4.	Mercer	20	509	185	.733
5.	ETSU	20	509	190	.728
6.	Wofford	20	455	174	.723
7.	Furman	21	507	194	.723
8.	VMI	21	518	203	.718
9.	The Citadel	18	498	200	.713
10.	Samford	21	557	272	.672

OFFENSIVE REB PCT.		G	O-Reb	Opp. DR	O-Reb%
1.	ETSU	20	235	445	.346
2.	UNC Greensboro	20	258	503	.339
3.	Mercer	20	210	454	.316
4.	Western Carolina	18	188	430	.304
5.	Samford	21	232	543	.299
6.	VMI	21	218	533	.290
7.	Chattanooga	20	203	508	.286
8.	The Citadel	18	184	502	.268
9.	Wofford	20	157	465	.252
10.	Furman	21	170	518	.247

2019-20 Southern Conference
CONFERENCE BASKETBALL STATISTICS
Through games of Jan 24, 2020 (All games)

3-POINT FG MADE	G	No.	Avg/G
1. VMI	21	228	10.9
2. Western Carolina	18	190	10.6
3. The Citadel	18	184	10.2
4. Wofford	20	202	10.1
5. Furman	21	210	10.0
6. Chattanooga	20	175	8.8
7. UNC Greensboro	20	170	8.5
8. ETSU	20	160	8.0
9. Mercer	20	149	7.5
10. Samford	21	141	6.7

2019-20 Southern Conference
CONFERENCE BASKETBALL STATISTICS
Through games of Jan 24, 2020 (All games)

Team	Conference	Pct.	PF	PA	Overall	Pct.	PF	PA	Current unbeaten streak
ETSU	6-1	.857	71.3	62.6	17-3	.850	77.2	61.8	ETSU -- 4
Furman	6-2	.750	75.0	70.8	16-5	.762	77.9	66.7	Mercer -- 3
UNC Greensboro	5-2	.714	76.0	68.9	15-5	.750	73.6	59.2	UNC Greensboro -- 3
Wofford	5-2	.714	68.1	64.6	13-7	.650	72.4	67.2	Wofford -- 2
Western Carolina	4-3	.571	81.9	81.1	12-6	.667	81.1	74.8	Furman -- 1
Chattanooga	4-3	.571	76.3	69.7	13-7	.650	72.1	66.3	Chattanooga -- 1
Mercer	3-4	.429	72.1	71.6	9-11	.450	72.8	72.4	
Samford	2-5	.286	70.3	84.9	8-13	.381	75.4	80.0	
VMI	1-7	.125	69.4	77.1	6-15	.286	72.5	69.4	
The Citadel	0-7	.000	74.6	83.3	6-12	.333	81.1	79.8	

TEAM SUMMARIES	G	PF-PA	Avg score	Margin	FG-FGA	Pct.	3FG-FGA	Pct.	FT-FTA	Pct.	RebF	RebA	Margin
Chattanooga	20	1442-1327	72.1-66.3	+5.8	531-1184	.448	175-485	.361	205-308	.666	728	676	+2.6
ETSU	20	1543-1237	77.2-61.8	+15.3	545-1155	.472	160-463	.346	293-434	.675	744	635	+5.4
Furman	21	1636-1400	77.9-66.7	+11.2	596-1238	.481	210-581	.361	234-335	.699	677	712	-1.7
Mercer	20	1457-1448	72.8-72.4	+0.5	534-1189	.449	149-412	.362	240-326	.736	719	639	+4.0
Samford	21	1583-1679	75.4-80.0	-4.6	570-1273	.448	141-411	.343	302-426	.709	789	815	-1.2
The Citadel	18	1459-1437	81.1-79.8	+1.2	515-1164	.442	184-537	.343	245-347	.706	682	702	-1.1
UNC Greensboro	20	1472-1185	73.6-59.2	+14.4	550-1265	.435	170-531	.320	202-321	.629	738	670	+3.4
VMI	21	1523-1457	72.5-69.4	+3.1	539-1252	.431	228-624	.365	217-297	.731	736	736	+0.0
Western Carolina	18	1460-1347	81.1-74.8	+6.3	502-1067	.470	190-493	.385	266-378	.704	688	603	+4.7
Wofford	20	1448-1344	72.4-67.2	+5.2	516-1131	.456	202-549	.368	214-288	.743	612	639	-1.4

ATTENDANCE	Home	Average	Away	Average	Neutral	Average	Total	Average
Chattanooga	9-22986	2554	9-51063	5674	2-345	172	20-74394	3720
ETSU	11-46545	4231	9-39552	4395	0-0	0	20-86097	4305
Furman	10-22347	2235	10-34390	3439	1-0	0	21-56737	2702
Mercer	10-23564	2356	8-17125	2141	2-0	0	20-40689	2034
Samford	9-10045	1116	12-29446	2454	0-0	0	21-39491	1881
The Citadel	8-5283	660	10-45567	4557	0-0	0	18-50850	2825
UNC Greensboro	13-45277	3483	7-35265	5038	0-0	0	20-80542	4027
VMI	10-12744	1274	9-25658	2851	2-204	102	21-38606	1838
Western Carolina	8-15074	1884	10-36765	3676	0-0	0	18-51839	2880
Wofford	10-17315	1732	10-44307	4431	0-0	0	20-61622	3081
Totals	98-221180	2257	94-359138	3821	7-549	78	199-580867	2919

2019-20 Southern Conference
INDIVIDUAL BASKETBALL STATISTICS
Through games of Jan 24, 2020 (All games)

To be ranked, a player must appear in at least 75.0% of their team's games.

SCORING								REBOUNDING							
	Cl	G	FG	3FG	FT	Pts	Avg/G		Cl	G	Off	Def	Total	Avg/G	
1. Mason Faulkner-WCU	Jr	18	98	43	94	333	18.5	1. Carlos Dotson-WCU	Sr	17	42	111	153	9.0	
2. Isaiah Miller-UNCG	Jr	20	154	17	44	369	18.5	2. James Dickey-UNCG	Sr	20	58	121	179	9.0	
3. Josh Sharkey-SAM	Sr	18	102	22	99	325	18.1	3. Ethan Stair-MER	Sr	20	38	139	177	8.9	
4. Djordje Dimitrijevic-MER	Sr	19	108	43	77	336	17.7	4. Kaelon Harris-CIT	Sr	17	36	102	138	8.1	
5. Jordan Lyons-FUR	Sr	21	108	55	78	349	16.6	5. Jeromy Rodriguez-ETSU	Sr	15	45	73	118	7.9	
6. Ethan Stair-MER	Sr	20	119	43	49	330	16.5	6. Jalen Dupree-SAM	Sr	21	56	94	150	7.1	
7. Noah Gurley-FUR	So	21	117	14	55	303	14.4	7. Robert Allen-SAM	So	20	37	90	127	6.4	
8. Nathan Hoover-WOF	Sr	20	94	48	52	288	14.4	8. Clay Mounce-FUR	Jr	21	40	91	131	6.2	
Matt Ryan-UTC	Sr	20	99	50	40	288	14.4	9. Chevez Goodwin-WOF	Jr	20	47	75	122	6.1	
10. Carlos Dotson-WCU	Sr	17	97	0	50	244	14.4	10. Eddie Davis III-CIT	Sr	18	34	75	109	6.1	
11. Kaiden Rice-CIT	Jr	18	89	57	22	257	14.3	11. Mason Faulkner-WCU	Jr	18	13	93	106	5.9	
12. Kaelon Harris-CIT	Sr	17	78	16	69	241	14.2	12. Garrett Gilkeson-VMI	Sr	21	28	90	118	5.6	
13. Brandon Austin-SAM	Sr	20	99	52	25	275	13.8	13. Bo Hodges-ETSU	Jr	20	31	81	112	5.6	
14. David Jean-Baptiste-UTC	Jr	20	98	37	35	268	13.4	14. Ramon Vila-UTC	Jr	20	50	61	111	5.6	
Tray Boyd III-ETSU	Sr	20	94	46	34	268	13.4	15. Lucas N'Guessan-ETSU	Sr	20	30	76	106	5.3	
16. Clay Mounce-FUR	Jr	21	103	41	32	279	13.3	16. Tyler Creammer-VMI	Sr	21	43	68	111	5.3	
17. Travis Eeve-VMI	Fr	21	94	53	32	273	13.0	17. Jalen Slawson-FUR	So	21	27	81	108	5.1	
Robert Allen-SAM	So	20	102	17	39	260	13.0	18. Rod Johnson-UTC	Jr	19	18	79	97	5.1	
19. Bo Hodges-ETSU	Jr	20	97	12	50	256	12.8	19. Maciej Bender-MER	Jr	20	35	66	101	5.1	
20. Storm Murphy-WOF	Jr	19	85	38	21	229	12.1	20. Noah Gurley-FUR	So	21	29	76	105	5.0	
21. Jalen Dupree-SAM	Sr	21	92	10	55	249	11.9	Kaleb Hunter-UNCG	So	15	21	54	75	5.0	
22. Fletcher Abee-CIT	Fr	18	68	46	28	210	11.7								
23. Ramon Vila-UTC	Jr	20	100	1	26	227	11.4								
24. Matt Halvorsen-WCU	Jr	18	61	52	28	202	11.2								
25. Onno Steger-WCU	Sr	18	61	40	31	193	10.7								
26. Jeromy Rodriguez-ETSU	Sr	15	66	0	28	160	10.7								
27. Mike Bothwell-FUR	So	21	85	34	19	223	10.6								
28. Garrett Gilkeson-VMI	Sr	21	69	31	52	221	10.5								
29. Chevez Goodwin-WOF	Jr	20	90	0	26	206	10.3								
30. Kamdyn Curfman-VMI	Fr	21	72	56	14	214	10.2								
FIELD GOAL PCT						ASSISTS									
	Cl	G	FGM	FGA	Pct.		Cl	G	No.	Avg/G					
1. Jeromy Rodriguez-ETSU	Sr	15	66	102	.647	1. Josh Sharkey-SAM	Sr	18	141	7.8					
2. Carlos Dotson-WCU	Sr	17	97	154	.630	2. Mason Faulkner-WCU	Jr	18	112	6.2					
3. Chevez Goodwin-WOF	Jr	20	90	149	.604	3. Tyson Batiste-CIT	Sr	18	110	6.1					
4. Ramon Vila-UTC	Jr	20	100	166	.602	4. Garrett Gilkeson-VMI	Sr	21	74	3.5					
5. James Dickey-UNCG	Sr	20	70	124	.565	5. Alex Hunter-FUR	Jr	21	73	3.5					
6. Noah Gurley-FUR	So	21	117	208	.563	6. Djordje Dimitrijevic-MER	Sr	19	63	3.3					
7. Jalen Dupree-SAM	Sr	21	92	164	.561	7. Isaiah Miller-UNCG	Jr	20	61	3.1					
8. Mike Bothwell-FUR	So	21	85	157	.541	8. Isaiah Tisdale-ETSU	Sr	20	60	3.0					
9. Kaleb Hunter-UNCG	So	15	54	105	.514	9. Storm Murphy-WOF	Jr	19	56	2.9					
10. Clay Mounce-FUR	Jr	21	103	203	.507	10. Greg Parham-VMI	Jr	20	54	2.7					
11. Bo Hodges-ETSU	Jr	20	97	196	.495	Bo Hodges-ETSU	Jr	20	54	2.7					
12. Travis Eeve-VMI	Fr	21	94	194	.485	12. Maurice Commander-UTC	So	20	52	2.6					
13. Ethan Stair-MER	Sr	20	119	249	.478	13. Travis Eeve-VMI	Fr	21	50	2.4					
14. Josh Sharkey-SAM	Sr	18	102	218	.468	14. Daivien Williamson-ETSU	So	20	47	2.4					
15. Storm Murphy-WOF	Jr	19	85	183	.464	15. Jordan Lyons-FUR	Sr	21	49	2.3					

2019-20 Southern Conference
INDIVIDUAL BASKETBALL STATISTICS
Through games of Jan 24, 2020 (All games)

FREE THROW PCT	Cl	G	FTM	FTA	Pct.
1. Nathan Hoover-WOF	Sr	20	52	55	.945
2. Ethan Stair-MER	Sr	20	49	55	.891
3. Djordje Dimitrijevic-MER	Sr	19	77	92	.837
4. Matt Ryan-UTC	Sr	20	40	48	.833
5. Jordan Lyons-FUR	Sr	21	78	94	.830
6. Jalen Dupree-SAM	Sr	21	55	69	.797
7. Garrett Gilkeson-VMI	Sr	21	52	66	.788
8. Kaleb Hunter-UNCG	So	15	32	42	.762
9. Josh Sharkey-SAM	Sr	18	99	130	.762
10. Mason Faulkner-WCU	Jr	18	94	124	.758
11. Kaelon Harris-CIT	Sr	17	69	94	.734
12. Lucas N'Guessan-ETSU	Sr	20	50	69	.725
13. Noah Gurley-FUR	So	21	55	82	.671
14. Myles Lewis-VMI	Jr	21	46	69	.667
15. Bo Hodges-ETSU	Jr	20	50	80	.625

STEALS	Cl	G	No.	Avg/G
1. Josh Sharkey-SAM	Sr	18	56	3.1
2. Isaiah Miller-UNCG	Jr	20	53	2.7
3. Djordje Dimitrijevic-MER	Sr	19	34	1.8
4. Isaiah Tisdale-ETSU	Sr	20	35	1.8
5. Clay Mounce-FUR	Jr	21	35	1.7
6. Tray Boyd III-ETSU	Sr	20	31	1.6
7. Garrett Gilkeson-VMI	Sr	21	32	1.5
8. Patrick Good-ETSU	Jr	20	30	1.5
9. Bo Hodges-ETSU	Jr	20	28	1.4
10. Mason Faulkner-WCU	Jr	18	25	1.4
11. Tyson Batiste-CIT	Sr	18	24	1.3
12. Travis Eeve-VMI	Fr	21	27	1.3
13. Daniel Love-MER	So	20	25	1.3
14. Jordan Lyons-FUR	Sr	21	26	1.2
15. Brandon Austin-SAM	Sr	20	24	1.2

3-POINT FG PCT	Cl	G	3FG	FGA	Pct.
1. Jonathan Scott-UTC	Sr	20	23	49	.469
2. Matt Halvorsen-WCU	Jr	18	52	118	.441
3. Onno Steger-WCU	Sr	18	40	91	.440
4. Mike Bothwell-FUR	So	21	34	78	.436
5. Trevor Stumpe-WOF	Sr	20	31	72	.431
6. Isaiah Bigelow-WOF	Fr	20	27	63	.429
7. Brandon Austin-SAM	Sr	20	52	123	.423
8. Storm Murphy-WOF	Jr	19	38	90	.422
9. Travis Eeve-VMI	Fr	21	53	128	.414
10. Clay Mounce-FUR	Jr	21	41	102	.402
11. Kamdyn Curfman-VMI	Fr	21	56	140	.400
12. Djordje Dimitrijevic-MER	Sr	19	43	109	.394
13. Josh Sharkey-SAM	Sr	18	22	57	.386
14. Tray Boyd III-ETSU	Sr	20	46	120	.383
15. Rudy Fitzgibbons III-CIT	Fr	16	23	60	.383

3-POINT FG MADE	Cl	G	3FG	Avg/G
1. Kaiden Rice-CIT	Jr	18	57	3.2
2. Matt Halvorsen-WCU	Jr	18	52	2.9
3. Kamdyn Curfman-VMI	Fr	21	56	2.7
4. Jordan Lyons-FUR	Sr	21	55	2.6
5. Brandon Austin-SAM	Sr	20	52	2.6
6. Fletcher Abee-CIT	Fr	18	46	2.6
7. Travis Eeve-VMI	Fr	21	53	2.5
8. Matt Ryan-UTC	Sr	20	50	2.5
9. Nathan Hoover-WOF	Sr	20	48	2.4
10. Mason Faulkner-WCU	Jr	18	43	2.4
11. Tray Boyd III-ETSU	Sr	20	46	2.3
12. Djordje Dimitrijevic-MER	Sr	19	43	2.3
13. Onno Steger-WCU	Sr	18	40	2.2
14. Ethan Stair-MER	Sr	20	43	2.2
15. Patrick Good-ETSU	Jr	20	41	2.1

BLOCKED SHOTS	Cl	G	No.	Avg/G
1. James Dickey-UNCG	Sr	20	36	1.8
2. Kyrin Galloway-UNCG	Sr	15	23	1.5
3. Chevez Goodwin-WOF	Jr	20	26	1.3
4. Lucas N'Guessan-ETSU	Sr	20	25	1.3
5. Jalen Dupree-SAM	Sr	21	24	1.1
6. Robert Allen-SAM	So	20	21	1.1
7. Maciej Bender-MER	Jr	20	19	1.0
8. Messiah Jones-WOF	Fr	20	19	1.0
9. Brady Spence-CIT	Fr	16	15	0.9
10. Bo Hodges-ETSU	Jr	20	18	0.9
11. Jake Stephens-VMI	So	21	18	0.9
12. Clay Mounce-FUR	Jr	21	17	0.8
13. Jalen Slawson-FUR	So	21	17	0.8
14. Noah Gurley-FUR	So	21	14	0.7
15. Logan Dye-SAM	So	21	12	0.6

ASSIST/TURNOVER RATIO	Cl	G	Ast.	T/O	Ratio
1. Alex Hunter-FUR	Jr	21	73	22	3.3
2. Isaiah Tisdale-ETSU	Sr	20	60	20	3.0
3. Garrett Gilkeson-VMI	Sr	21	74	27	2.7
4. Tyson Batiste-CIT	Sr	18	110	56	2.0
5. Mason Faulkner-WCU	Jr	18	112	64	1.8
6. Josh Sharkey-SAM	Sr	18	141	103	1.4
7. Djordje Dimitrijevic-MER	Sr	19	63	53	1.2
8. Isaiah Miller-UNCG	Jr	20	61	52	1.2

2019-20 Southern Conference
INDIVIDUAL BASKETBALL STATISTICS
Through games of Jan 24, 2020 (All games)

OFFENSIVE REBOUNDS	Cl	G	No.	Avg/G
1. Jeromy Rodriguez-ETSU	Sr	15	45	3.0
2. James Dickey-UNCG	Sr	20	58	2.9
3. Jalen Dupree-SAM	Sr	21	56	2.7
4. Ramon Vila-UTC	Jr	20	50	2.5
5. Carlos Dotson-WCU	Sr	17	42	2.5
6. Chevez Goodwin-WOF	Jr	20	47	2.4
7. Kaelon Harris-CIT	Sr	17	36	2.1
8. Tyler Creammer-VMI	Sr	21	43	2.0
9. Isaiah Miller-UNCG	Jr	20	40	2.0
Messiah Jones-WOF	Fr	20	40	2.0
11. Clay Mounce-FUR	Jr	21	40	1.9
12. Ethan Stair-MER	Sr	20	38	1.9
13. Eddie Davis III-CIT	Sr	18	34	1.9
14. Robert Allen-SAM	So	20	37	1.9
15. Maciej Bender-MER	Jr	20	35	1.8

DEFENSIVE REBOUNDS	Cl	G	No.	Avg/G
1. Ethan Stair-MER	Sr	20	139	7.0
2. Carlos Dotson-WCU	Sr	17	111	6.5
3. James Dickey-UNCG	Sr	20	121	6.1
4. Kaelon Harris-CIT	Sr	17	102	6.0
5. Mason Faulkner-WCU	Jr	18	93	5.2
6. Jeromy Rodriguez-ETSU	Sr	15	73	4.9
7. Robert Allen-SAM	So	20	90	4.5
8. Jalen Dupree-SAM	Sr	21	94	4.5
9. Clay Mounce-FUR	Jr	21	91	4.3
10. Garrett Gilkeson-VMI	Sr	21	90	4.3
11. Eddie Davis III-CIT	Sr	18	75	4.2
12. Rod Johnson-UTC	Jr	19	79	4.2
13. Bo Hodges-ETSU	Jr	20	81	4.1
14. Nathan Hoover-WOF	Sr	20	79	4.0
15. Jalen Slawson-FUR	So	21	81	3.9

MINUTES PLAYED	Cl	G	No.	Avg/G
1. Ethan Stair-MER	Sr	20	692	34.6
2. Josh Sharkey-SAM	Sr	18	618	34.3
3. Mason Faulkner-WCU	Jr	18	613	34.1
4. Nathan Hoover-WOF	Sr	20	673	33.7
5. Djordje Dimitrijevic-MER	Sr	19	637	33.5
6. Matt Halvorsen-WCU	Jr	18	590	32.8
7. Jordan Lyons-FUR	Sr	21	684	32.6
8. Robert Allen-SAM	So	20	640	32.0
9. Garrett Gilkeson-VMI	Sr	21	667	31.8
10. Brandon Austin-SAM	Sr	20	634	31.7

2019-20 Southern Conference
Conference Team Highs
Through games of Jan 24, 2020 (All games)

TEAM HIGHS (highest totals made by)

Points	129	The Citadel vs Piedmont (12/10/19)
	117	ETSU vs Mars Hill (12/29/19)
	113	Samford at Houston Baptist (12/07/19)
	112	Wofford vs North Greenville (12/13/19)
	109	UNC Greensboro vs Averett (11/11/19)
Margin	76 (96-20)	VMI vs Christendom (11/20/19)
	72 (106-34)	UNC Greensboro vs William Peace (12/28/19)
	69 (117-48)	ETSU vs Mars Hill (12/29/19)
	68 (108-40)	The Citadel vs Carver (12/07/19)
	66 (98-32)	VMI vs Goucher (11/26/19)
Field goals made	46	The Citadel vs Piedmont (12/10/19)
	44	ETSU vs Mars Hill (12/29/19)
	43	Western Carolina vs Piedmont (12/28/19)
	41	Samford vs UVa-Wise (11/13/19)
	41	Mercer vs Milligan (12/28/19)
Field goal attempts	80	The Citadel vs Piedmont (12/10/19)
	79	Samford at Morehead State (11/05/19)
	79	Mercer vs Milligan (12/28/19)
	79	ETSU vs Mars Hill (12/29/19)
	78	UNC Greensboro at Wofford (01/04/20)
Field goal percentage	.698 (37-53)	VMI vs Christendom (11/20/19)
	.661 (39-59)	Wofford vs North Greenville (12/13/19)
	.649 (37-57)	Samford at Houston Baptist (12/07/19)
	.644 (38-59)	Furman vs Columbia Int'l (11/22/19)
	.639 (39-61)	UNC Greensboro vs Averett (11/11/19)
3-Pt FG made	19	Wofford vs North Greenville (12/13/19)
	18	VMI vs Stetson (12/07/19)
	17	Furman at Elon (11/26/19)
	17	VMI vs Goucher (11/26/19)
	17	Chattanooga vs Samford (01/11/20)
	17	Furman vs Samford (01/22/20)
3-Pt FG attempts	45	The Citadel at NC State (12/22/19)
	45	UNC Greensboro at Wofford (01/04/20)
	41	Furman at Alabama (11/19/19)
	41	The Citadel at Longwood (12/19/19)
	40	VMI vs Goucher (11/26/19)
	40	Wofford at North Carolina (12/15/19)
3-Pt percentage	.619 (13-21)	Samford at Houston Baptist (12/07/19)
	.615 (16-26)	VMI vs Christendom (11/20/19)
	.600 (9-15)	The Citadel vs UNC Asheville (11/09/19)
	.600 (6-10)	Mercer at UNC Greensboro (01/01/20)
	.594 (19-32)	Wofford vs North Greenville (12/13/19)
Free throws made	28	ETSU vs Delaware State (11/23/19)
	26	Samford at Houston Baptist (12/07/19)
	26	ETSU at UNC Greensboro (01/08/20)
	26	Western Carolina vs Mercer (01/11/20)
	25	Samford vs Mercer (01/18/20)
Free throw attempts	36	ETSU vs Delaware State (11/23/19)
	35	Western Carolina vs Mercer (01/11/20)
	34	Western Carolina at Jacksonville (11/21/19)
	33	ETSU at UNC Greensboro (01/08/20)
	32	Samford at Morehead State (11/05/19)
	32	Western Carolina vs Gardner-Webb (11/09/19)
	32	Samford at Houston Baptist (12/07/19)
	32	VMI vs Ferrum (12/11/19)

	32	ETSU vs Mars Hill (12/29/19)
Free throw percentage	1.000 (13-13)	Wofford vs William & Mary (11/12/19)
	1.000 (6-6)	VMI vs Christendom (11/20/19)
	1.000 (6-6)	Wofford at Samford (01/08/20)
	1.000 (5-5)	VMI vs Samford (01/04/20)
	1.000 (4-4)	Chattanooga vs Wofford (01/15/20)
Rebounds	57	The Citadel vs Carver (12/07/19)
	56	ETSU vs Mars Hill (12/29/19)
	53	The Citadel vs Brevard (11/26/19)
	52	Samford vs Auburn Montgomery (12/03/19)
	50	Western Carolina vs Piedmont (12/28/19)
Assists	30	Furman vs Samford (01/22/20)
	29	Chattanooga vs Tennessee Wesleyan (12/08/19)
	28	Chattanooga vs Samford (01/11/20)
	27	Wofford vs North Greenville (12/13/19)
	24	UNC Greensboro vs Averett (11/11/19)
	24	VMI vs UC Davis (11/17/19)
	24	The Citadel vs Carver (12/07/19)
	24	ETSU vs Mars Hill (12/29/19)
Steals	23	UNC Greensboro vs William Peace (12/28/19)
	20	ETSU vs Milligan (12/15/19)
	18	Samford vs Auburn Montgomery (12/03/19)
	17	VMI vs Goucher (11/26/19)
	17	Mercer vs Milligan (12/28/19)
	17	ETSU vs Mars Hill (12/29/19)
	17	UNC Greensboro vs Mercer (01/01/20)
	17	UNC Greensboro at The Citadel (01/15/20)
Blocked shots	8	UNC Greensboro vs Averett (11/11/19)
	8	The Citadel vs Brevard (11/26/19)
	8	UNC Greensboro vs Kennesaw State (12/04/19)
	7	Samford at Morehead State (11/05/19)
	7	ETSU vs Newberry (11/06/19)
	7	ETSU at UT Martin (11/09/19)
	7	Wofford vs High Point (11/09/19)
	7	UNC Greensboro vs Appalachian State (11/18/19)
	7	ETSU vs Delaware State (11/23/19)
	7	Mercer at Samford (01/18/20)
Turnovers	32	The Citadel vs UNC Greensboro (01/15/20)
	26	Samford vs Troy (11/23/19)
	24	Mercer at St. John's (11/06/19)
	24	Mercer at UNC Greensboro (01/01/20)
	22	The Citadel at Georgia (11/12/19)
	22	VMI at Virginia Tech (12/21/19)
	22	Western Carolina at Tennessee Tech (12/21/19)
Fouls	28	Mercer at St. John's (11/06/19)
	28	UNC Greensboro vs Kennesaw State (12/04/19)
	28	UNC Greensboro vs ETSU (01/08/20)
	27	Furman at Auburn (12/05/19)
	26	Western Carolina at Jacksonville (11/21/19)

2019-20 Southern Conference
Conference Individual Highs
Through games of Jan 24, 2020 (All games)

INDIVIDUAL PLAYER GAME HIGHS

Points	40		Jordan Lyons (Furman) at VMI (01/01/20)
	34		Djordje Dimitrijevic (Mercer) at Western Carolina (01/11/20)
	33		Jordan Lyons (Furman) at Alabama (11/19/19)
	32		Kaelon Harris (The Citadel) at Wofford (01/11/20)
	31		Mason Faulkner (Western Carolina) vs Chattanooga (12/03/19)
	31		Isaiah Miller (UNC Greensboro) vs Mercer (01/01/20)
Field goals made	13		Jeromy Rodriguez (ETSU) at The Citadel (12/04/19)
	13		Isaiah Miller (UNC Greensboro) vs Mercer (01/01/20)
	12		Isaiah Miller (UNC Greensboro) vs Kennesaw State (12/04/19)
	12		Isaiah Miller (UNC Greensboro) at Radford (12/07/19)
	12		Mike Bothwell (Furman) at Chattanooga (01/08/20)
	12		Isaiah Miller (UNC Greensboro) vs Chattanooga (01/18/20)
Field goal attempts	25		Isaiah Miller (UNC Greensboro) vs Mercer (01/01/20)
	24		Josh Sharkey (Samford) at Morehead State (11/05/19)
	23		Isaiah Miller (UNC Greensboro) at Wofford (01/04/20)
	23		Isaiah Miller (UNC Greensboro) vs Chattanooga (01/18/20)
	21		Greg Parham (VMI) at East Carolina (11/05/19)
	21		Isaiah Miller (UNC Greensboro) vs Montana State (11/16/19)
	21		Isaiah Miller (UNC Greensboro) vs Appalachian State (11/18/19)
	21		Jordan Lyons (Furman) at Alabama (11/19/19)
	21		Isaiah Miller (UNC Greensboro) vs Kennesaw State (12/04/19)
	21		Isaiah Miller (UNC Greensboro) at Radford (12/07/19)
	21		Kaiden Rice (The Citadel) at NC State (12/22/19)
Field goal percentage	1.000	(10-10)	Noah Gurley (Furman) vs Southern Wesleyan (11/15/19)
	.909	(10-11)	Carlos Dotson (Western Carolina) vs Chattanooga (12/03/19)
	.889	(8-9)	Kaleb Hunter (UNC Greensboro) vs Averett (11/11/19)
	.889	(8-9)	Ramon Vila (Chattanooga) vs Tennessee Wesleyan (12/08/19)
	.889	(8-9)	Messiah Jones (Wofford) vs North Greenville (12/13/19)
3-Pt FG made	10		Jordan Lyons (Furman) at VMI (01/01/20)
	8		Onno Steger (Western Carolina) at The Citadel (01/04/20)
	7		Patrick Good (ETSU) at UT Martin (11/09/19)
	7		Deandre Thomas (Samford) vs Troy (11/23/19)
	7		Isaiah Bigelow (Wofford) vs North Greenville (12/13/19)
3-Pt FG attempts	16		Jordan Lyons (Furman) at Alabama (11/19/19)
	15		Kaiden Rice (The Citadel) at NC State (12/22/19)
	14		Kaiden Rice (The Citadel) at Longwood (12/19/19)
	13		Angelo Allegri (UNC Greensboro) at Wofford (01/04/20)
	12		Mason Faulkner (Western Carolina) at Georgia (11/05/19)
	12		Matt Ryan (Chattanooga) at Troy (11/12/19)
	12		Kaiden Rice (The Citadel) at Marist (11/23/19)
	12		Fletcher Abee (The Citadel) vs Carver (12/07/19)
	12		Matt Ryan (Chattanooga) vs Troy (12/15/19)
	12		Travis Eevee (VMI) at Virginia Tech (12/21/19)
	12		Nathan Hoover (Wofford) at Kennesaw State (12/22/19)
	12		Jordan Lyons (Furman) at VMI (01/01/20)
	12		Onno Steger (Western Carolina) at The Citadel (01/04/20)
	12		Jordan Lyons (Furman) vs Samford (01/22/20)
3-Pt percentage	1.000	(5-5)	Stefan Kenic (Chattanooga) vs Samford (01/11/20)
	.875	(7-8)	Isaiah Bigelow (Wofford) vs North Greenville (12/13/19)
	.857	(6-7)	Matt Ryan (Chattanooga) vs Samford (01/11/20)
	.833	(10-12)	Jordan Lyons (Furman) at VMI (01/01/20)
	.833	(5-6)	Clay Mounce (Furman) vs Loyola Chicago (11/08/19)
	.833	(5-6)	Fletcher Abee (The Citadel) vs UNC Asheville (11/09/19)
	.833	(5-6)	David Jean-Baptiste (Chattanooga) vs South Alabama (11/15/19)
	.833	(5-6)	Daivien Williamson (ETSU) at Little Rock (11/30/19)

	.833	(5-6)	Kamdyn Curfman (VMI) at Virginia Tech (12/21/19)
	.833	(5-6)	Matt Halvorsen (Western Carolina) vs Piedmont (12/28/19)
Free throws made	13		Jordan Lyons (Furman) at Alabama (11/19/19)
	13		Kaelon Harris (The Citadel) at Longwood (12/19/19)
	12		Mason Faulkner (Western Carolina) vs Chattanooga (12/03/19)
	12		Djordje Dimitrijevic (Mercer) at Western Carolina (01/11/20)
	11		Mason Faulkner (Western Carolina) at Stetson (11/24/19)
	11		Josh Sharkey (Samford) vs Auburn Montgomery (12/03/19)
Free throw attempts	16		Mason Faulkner (Western Carolina) vs Chattanooga (12/03/19)
	15		Noah Gurley (Furman) vs UNC Greensboro (01/11/20)
	14		Kaelon Harris (The Citadel) at Longwood (12/19/19)
	14		Djordje Dimitrijevic (Mercer) at Western Carolina (01/11/20)
	13		Jordan Lyons (Furman) at Alabama (11/19/19)
	13		Josh Sharkey (Samford) vs Auburn Montgomery (12/03/19)
	13		Jordan Lyons (Furman) vs Winthrop (12/14/19)
Free throw percentage	1.000	(13-13)	Jordan Lyons (Furman) at Alabama (11/19/19)
	1.000	(9-9)	Garrett Gilkeson (VMI) vs Western Carolina (01/08/20)
	1.000	(9-9)	Nathan Hoover (Wofford) vs The Citadel (01/11/20)
	1.000	(8-8)	Lucas N'Guessan (ETSU) vs Southern Utah (11/24/19)
	1.000	(8-8)	Jalen Dupree (Samford) at Houston Baptist (12/07/19)
	1.000	(8-8)	Jordan Lyons (Furman) at VMI (01/01/20)
	1.000	(8-8)	Eddie Davis III (The Citadel) at VMI (01/18/20)
Rebounds	17		Tyler Creammer (VMI) vs UC Davis (11/17/19)
	16		Jeromy Rodriguez (ETSU) at The Citadel (12/04/19)
	16		Ethan Stair (Mercer) at UNCW (12/16/19)
	15		Carlos Dotson (Western Carolina) at Georgia (11/05/19)
	14		Vonnie Patterson (ETSU) vs Appalachian State (11/26/19)
	14		Eddie Davis III (The Citadel) vs Carver (12/07/19)
	14		Jalen Dupree (Samford) vs Wofford (01/08/20)
Assists	15		Josh Sharkey (Samford) at Houston Baptist (12/07/19)
	15		Josh Sharkey (Samford) vs Alabama (12/18/19)
	14		Josh Sharkey (Samford) vs Troy (11/23/19)
	11		Tyson Batiste (The Citadel) at Southeast Missouri (11/19/19)
	10		Josh Sharkey (Samford) vs Kentucky Wesleyan (11/07/19)
	10		Mason Faulkner (Western Carolina) vs North Carolina A&T (11/12/19)
	10		Djordje Dimitrijevic (Mercer) vs Furman (12/20/19)
	10		Josh Sharkey (Samford) at VMI (01/04/20)
	10		Mason Faulkner (Western Carolina) at Furman (01/15/20)
Steals	9		Isaiah Miller (UNC Greensboro) vs Mercer (01/01/20)
	8		Tray Boyd III (ETSU) vs Mars Hill (12/29/19)
	7		Mohammed Abdulsalam (UNC Greensboro) at Georgetown (11/30/19)
	7		Josh Sharkey (Samford) vs Auburn Montgomery (12/03/19)
	6		Keyshaun Langley (UNC Greensboro) vs Averett (11/11/19)
	6		Djordje Dimitrijevic (Mercer) at Georgia Southern (11/19/19)
	6		Tray Boyd III (ETSU) vs Delaware State (11/23/19)
	6		Josh Sharkey (Samford) at South Dakota State (11/27/19)
	6		Josh Sharkey (Samford) at Hawaii (12/15/19)
	6		Isaiah Miller (UNC Greensboro) at Furman (01/11/20)
Blocked shots	4		Chevez Goodwin (Wofford) vs High Point (11/09/19)
	4		James Dickey (UNC Greensboro) vs Appalachian State (11/18/19)
	4		Logan Dye (Samford) vs Manhattan (11/19/19)
	4		Onno Steger (Western Carolina) at Jacksonville (11/21/19)
	4		James Dickey (UNC Greensboro) vs Kennesaw State (12/04/19)
	4		Maciej Bender (Mercer) vs Furman (12/20/19)
	4		James Dickey (UNC Greensboro) vs Northern Kentucky (12/21/19)
	4		Jake Stephens (VMI) at USC Upstate (12/29/19)
	4		Chevez Goodwin (Wofford) vs The Citadel (01/11/20)
Turnovers	8		Josh Sharkey (Samford) at South Dakota State (11/27/19)

8	Josh Sharkey (Samford) at Georgetown (12/21/19)
8	Josh Sharkey (Samford) vs The Citadel (01/01/20)
8	Josh Sharkey (Samford) at Furman (01/22/20)
7	Chevez Goodwin (Wofford) vs Erskine (11/05/19)
7	J.P. Robinson (Samford) at Belmont (11/11/19)
7	Mason Faulkner (Western Carolina) vs North Carolina A&T (11/12/19)
7	Tyson Batiste (The Citadel) at Southeast Missouri (11/19/19)
7	Noah Gurley (Furman) vs Winthrop (12/14/19)
7	Josh Sharkey (Samford) vs Alabama (12/18/19)
7	Travis Eevee (VMI) at Virginia Tech (12/21/19)
7	Mason Faulkner (Western Carolina) at VMI (01/08/20)
7	Tyson Batiste (The Citadel) vs UNC Greensboro (01/15/20)
7	Josh Sharkey (Samford) at ETSU (01/15/20)

2019-20 Southern Conference
CONFERENCE BASKETBALL STATISTICS
Through games of Jan 24, 2020 (Conference games only)

SCORING OFFENSE	G	W-L	Pts	Avg/G
1. Western Carolina	7	4-3	573	81.9
2. Chattanooga	7	4-3	534	76.3
3. UNC Greensboro	7	5-2	532	76.0
4. Furman	8	6-2	600	75.0
5. The Citadel	7	0-7	522	74.6
6. Mercer	7	3-4	505	72.1
7. ETSU	7	6-1	499	71.3
8. Samford	7	2-5	492	70.3
9. VMI	8	1-7	555	69.4
10. Wofford	7	5-2	477	68.1

SCORING DEFENSE	G	Pts	Avg/G
1. ETSU	7	438	62.6
2. Wofford	7	452	64.6
3. UNC Greensboro	7	482	68.9
4. Chattanooga	7	488	69.7
5. Furman	8	566	70.8
6. Mercer	7	501	71.6
7. VMI	8	617	77.1
8. Western Carolina	7	568	81.1
9. The Citadel	7	583	83.3
10. Samford	7	594	84.9

SCORING MARGIN	G	Offense	Defense	Margin
1. ETSU	7	71.3	62.6	+8.7
2. UNC Greensboro	7	76.0	68.9	+7.1
3. Chattanooga	7	76.3	69.7	+6.6
4. Furman	8	75.0	70.8	+4.2
5. Wofford	7	68.1	64.6	+3.6
6. Western Carolina	7	81.9	81.1	+0.7
7. Mercer	7	72.1	71.6	+0.6
8. VMI	8	69.4	77.1	-7.8
9. The Citadel	7	74.6	83.3	-8.7
10. Samford	7	70.3	84.9	-14.6

FREE THROW PCT	G	FTM	FTA	Pct.
1. Mercer	7	79	97	.814
2. VMI	8	88	114	.772
3. Samford	7	111	145	.766
4. Western Carolina	7	119	166	.717
5. The Citadel	7	98	138	.710
6. Wofford	7	70	101	.693
7. ETSU	7	100	146	.685
8. Furman	8	84	127	.661
9. UNC Greensboro	7	85	132	.644
10. Chattanooga	7	68	107	.636

FIELD GOAL PERCENTAGE	G	FGM	FGA	Pct.
1. Furman	8	219	453	.483
2. Mercer	7	187	387	.483
3. Chattanooga	7	200	415	.482
4. Western Carolina	7	190	403	.471
5. ETSU	7	176	393	.448
6. Wofford	7	174	392	.444
7. UNC Greensboro	7	197	452	.436
8. Samford	7	171	405	.422
9. The Citadel	7	181	429	.422
10. VMI	8	196	484	.405

FIELD GOAL PCT DEFENSE	G	FGM	FGA	Pct.
1. Wofford	7	161	407	.396
2. ETSU	7	154	370	.416
3. Mercer	7	174	400	.435
4. Chattanooga	7	183	412	.444
5. Western Carolina	7	203	449	.452
6. The Citadel	7	205	451	.455
7. UNC Greensboro	7	164	358	.458
8. VMI	8	206	448	.460
9. Furman	8	218	461	.473
10. Samford	7	223	457	.488

3-POINT FG PCT	G	3FGM	3FGA	Pct.
1. Western Carolina	7	74	181	.409
2. Chattanooga	7	66	171	.386
3. Mercer	7	52	144	.361
4. Furman	8	78	217	.359
5. VMI	8	75	223	.336
6. UNC Greensboro	7	53	163	.325
7. Wofford	7	59	184	.321
8. The Citadel	7	62	198	.313
9. ETSU	7	47	157	.299
10. Samford	7	39	131	.298

3-POINT FG PCT DEFENSE	G	3FGM	3FGA	Pct.
1. Wofford	7	59	208	.284
2. Chattanooga	7	45	146	.308
3. Western Carolina	7	54	174	.310
4. ETSU	7	44	136	.324
5. Furman	8	64	188	.340
6. The Citadel	7	66	193	.342
7. Mercer	7	57	159	.358
8. VMI	8	70	193	.363
9. UNC Greensboro	7	56	152	.368
10. Samford	7	90	220	.409

REBOUNDING OFFENSE	G	Rebounds	Avg/G
1. Western Carolina	7	263	37.6
2. Chattanooga	7	251	35.9
3. ETSU	7	250	35.7
4. Samford	7	245	35.0
5. UNC Greensboro	7	241	34.4
6. VMI	8	272	34.0
7. Mercer	7	237	33.9
8. The Citadel	7	236	33.7
9. Wofford	7	228	32.6
10. Furman	8	250	31.3

REBOUNDING DEFENSE	G	Rebounds	Avg/G
1. Mercer	7	214	30.6
2. Furman	8	256	32.0
3. ETSU	7	226	32.3
4. Chattanooga	7	230	32.9
5. Wofford	7	233	33.3
6. Western Carolina	7	236	33.7
7. UNC Greensboro	7	238	34.0
8. VMI	8	291	36.4
9. Samford	7	261	37.3
10. The Citadel	7	288	41.1

2019-20 Southern Conference
CONFERENCE BASKETBALL STATISTICS
Through games of Jan 24, 2020 (Conference games only)

REBOUNDING MARGIN	G	Team	Avg.	Opp.	Avg.	Margin
1. Western Carolina	7	263	37.6	236	33.7	+3.9
2. ETSU	7	250	35.7	226	32.3	+3.4
3. Mercer	7	237	33.9	214	30.6	+3.3
4. Chattanooga	7	251	35.9	230	32.9	+3.0
5. UNC Greensboro	7	241	34.4	238	34.0	+0.4
6. Wofford	7	228	32.6	233	33.3	-0.7
7. Furman	8	250	31.3	256	32.0	-0.7
8. Samford	7	245	35.0	261	37.3	-2.3
9. VMI	8	272	34.0	291	36.4	-2.4
10. The Citadel	7	236	33.7	288	41.1	-7.4

BLOCKED SHOTS	G	No.	Avg/G
1. Mercer	7	26	3.7
2. Samford	7	23	3.3
ETSU	7	23	3.3
4. Wofford	7	21	3.0
5. Furman	8	22	2.8
6. UNC Greensboro	7	18	2.6
7. The Citadel	7	17	2.4
8. Chattanooga	7	11	1.6
9. VMI	8	12	1.5
10. Western Carolina	7	9	1.3

ASSISTS	G	No.	Avg/G
1. VMI	8	129	16.1
2. Furman	8	124	15.5
3. Chattanooga	7	103	14.7
4. Western Carolina	7	101	14.4
5. The Citadel	7	96	13.7
6. Mercer	7	86	12.3
7. Wofford	7	80	11.4
ETSU	7	80	11.4
9. UNC Greensboro	7	75	10.7
10. Samford	7	63	9.0

STEALS	G	No.	Avg/G
1. UNC Greensboro	7	82	11.7
2. ETSU	7	59	8.4
3. The Citadel	7	46	6.6
4. Furman	8	51	6.4
5. Mercer	7	42	6.0
6. Samford	7	41	5.9
7. VMI	8	44	5.5
8. Wofford	7	35	5.0
9. Chattanooga	7	32	4.6
10. Western Carolina	7	27	3.9

TURNOVER MARGIN	G	Team	Avg.	Opp.	Avg.	Margin
1. UNC Greensboro	7	86	12.3	142	20.3	+8.0
2. ETSU	7	86	12.3	101	14.4	+2.1
3. Wofford	7	85	12.1	91	13.0	+0.9
4. Furman	8	100	12.5	106	13.3	+0.8
5. Chattanooga	7	80	11.4	76	10.9	-0.6
6. VMI	8	108	13.5	101	12.6	-0.9
7. Samford	7	107	15.3	95	13.6	-1.7
8. The Citadel	7	109	15.6	96	13.7	-1.9
9. Mercer	7	104	14.9	82	11.7	-3.1
10. Western Carolina	7	89	12.7	64	9.1	-3.6

ASSIST/TURNOVER RATIO	G	Ast.	Avg.	T/O	Avg.	Ratio
1. Chattanooga	7	103	14.7	80	11.4	1.3
2. Furman	8	124	15.5	100	12.5	1.2
3. VMI	8	129	16.1	108	13.5	1.2
4. Western Carolina	7	101	14.4	89	12.7	1.1
5. Wofford	7	80	11.4	85	12.1	0.9
6. ETSU	7	80	11.4	86	12.3	0.9
7. The Citadel	7	96	13.7	109	15.6	0.9
8. UNC Greensboro	7	75	10.7	86	12.3	0.9
9. Mercer	7	86	12.3	104	14.9	0.8
10. Samford	7	63	9.0	107	15.3	0.6

OFFENSIVE REBOUNDS	G	No.	Avg/G
1. UNC Greensboro	7	81	11.6
2. ETSU	7	77	11.0
3. Samford	7	75	10.7
4. VMI	8	82	10.3
5. Western Carolina	7	68	9.7
6. The Citadel	7	64	9.1
7. Chattanooga	7	63	9.0
8. Mercer	7	55	7.9
9. Furman	8	61	7.6
10. Wofford	7	49	7.0

DEFENSIVE REBOUNDS	G	No.	Avg/G
1. Western Carolina	7	195	27.9
2. Chattanooga	7	188	26.9
3. Mercer	7	182	26.0
4. Wofford	7	179	25.6
5. ETSU	7	173	24.7
6. The Citadel	7	172	24.6
7. Samford	7	170	24.3
8. VMI	8	190	23.8
9. Furman	8	189	23.6
10. UNC Greensboro	7	160	22.9

DEFENSIVE REB PCT.	G	D-Reb	Opp. OR	D-Reb%
1. Chattanooga	7	188	58	.764
2. Wofford	7	179	59	.752
3. UNC Greensboro	7	160	55	.744
4. Furman	8	189	65	.744
5. Western Carolina	7	195	68	.741
6. Mercer	7	182	65	.737
7. ETSU	7	173	62	.736
8. VMI	8	190	75	.717
9. Samford	7	170	83	.672
10. The Citadel	7	172	85	.669

OFFENSIVE REB PCT.	G	O-Reb	Opp. DR	O-Reb%
1. ETSU	7	77	164	.320
2. UNC Greensboro	7	81	183	.307
3. Samford	7	75	178	.296
4. Western Carolina	7	68	168	.288
5. VMI	8	82	216	.275
6. Mercer	7	55	149	.270
7. Chattanooga	7	63	172	.268
8. Furman	8	61	191	.242
9. The Citadel	7	64	203	.240
10. Wofford	7	49	174	.220

2019-20 Southern Conference
CONFERENCE BASKETBALL STATISTICS
Through games of Jan 24, 2020 (Conference games only)

3-POINT FG MADE	G	No.	Avg/G
1. Western Carolina	7	74	10.6
2. Furman	8	78	9.8
3. Chattanooga	7	66	9.4
4. VMI	8	75	9.4
5. The Citadel	7	62	8.9
6. Wofford	7	59	8.4
7. UNC Greensboro	7	53	7.6
8. Mercer	7	52	7.4
9. ETSU	7	47	6.7
10. Samford	7	39	5.6

2019-20 Southern Conference
CONFERENCE BASKETBALL STATISTICS
Through games of Jan 24, 2020 (Conference games only)

Team	Conference	Pct.	PF	PA	Overall	Pct.	PF	PA	Current unbeaten streak
ETSU	6-1	.857	71.3	62.6	6-1	.857	71.3	62.6	ETSU -- 4
Furman	6-2	.750	75.0	70.8	6-2	.750	75.0	70.8	Mercer -- 3
UNC Greensboro	5-2	.714	76.0	68.9	5-2	.714	76.0	68.9	UNC Greensboro -- 3
Wofford	5-2	.714	68.1	64.6	5-2	.714	68.1	64.6	Wofford -- 2
Western Carolina	4-3	.571	81.9	81.1	4-3	.571	81.9	81.1	Furman -- 1
Chattanooga	4-3	.571	76.3	69.7	4-3	.571	76.3	69.7	Chattanooga -- 1
Mercer	3-4	.429	72.1	71.6	3-4	.429	72.1	71.6	
Samford	2-5	.286	70.3	84.9	2-5	.286	70.3	84.9	
VMI	1-7	.125	69.4	77.1	1-7	.125	69.4	77.1	
The Citadel	0-7	.000	74.6	83.3	0-7	.000	74.6	83.3	

TEAM SUMMARIES	G	PF-PA	Avg score	Margin	FG-FGA	Pct.	3FG-FGA	Pct.	FT-FTA	Pct.	RebF	RebA	Margin
Chattanooga	7	534-488	76.3-69.7	+6.6	200-415	.482	66-171	.386	68-107	.636	251	230	+3.0
ETSU	7	499-438	71.3-62.6	+8.7	176-393	.448	47-157	.299	100-146	.685	250	226	+3.4
Furman	8	600-566	75.0-70.8	+4.3	219-453	.483	78-217	.359	84-127	.661	250	256	-0.7
Mercer	7	505-501	72.1-71.6	+0.6	187-387	.483	52-144	.361	79-97	.814	237	214	+3.3
Samford	7	492-594	70.3-84.9	-14.6	171-405	.422	39-131	.298	111-145	.766	245	261	-2.3
The Citadel	7	522-583	74.6-83.3	-8.7	181-429	.422	62-198	.313	98-138	.710	236	288	-7.4
UNC Greensboro	7	532-482	76.0-68.9	+7.1	197-452	.436	53-163	.325	85-132	.644	241	238	+0.4
VMI	8	555-617	69.4-77.1	-7.7	196-484	.405	75-223	.336	88-114	.772	272	291	-2.4
Western Carolina	7	573-568	81.9-81.1	+0.7	190-403	.471	74-181	.409	119-166	.717	263	236	+3.9
Wofford	7	477-452	68.1-64.6	+3.6	174-392	.444	59-184	.321	70-101	.693	228	233	-0.7

ATTENDANCE	Home	Average	Away	Average	Neutral	Average	Total	Average
Chattanooga	4-10869	2717	3-10363	3454	0-0	0	7-21232	3033
ETSU	3-14208	4736	4-9731	2433	0-0	0	7-23939	3420
Furman	4-10054	2514	4-10337	2584	0-0	0	8-20391	2549
Mercer	4-11527	2882	3-5433	1811	0-0	0	7-16960	2423
Samford	3-1599	533	4-9261	2315	0-0	0	7-10860	1551
The Citadel	3-2393	798	4-7935	1984	0-0	0	7-10328	1475
UNC Greensboro	4-13166	3292	3-7580	2527	0-0	0	7-20746	2964
VMI	4-5381	1345	4-11418	2854	0-0	0	8-16799	2100
Western Carolina	3-8073	2691	4-5968	1492	0-0	0	7-14041	2006
Wofford	4-9266	2316	3-8510	2837	0-0	0	7-17776	2539
Totals	36-86536	2404	36-86536	2404	0-0	0	72-173072	2404

2019-20 Southern Conference
INDIVIDUAL BASKETBALL STATISTICS
Through games of Jan 24, 2020 (Conference games only)

To be ranked, a player must appear in at least 75.0% of their team's games.

SCORING							REBOUNDING						
	Cl	G	FG	3FG	FT	Pts Avg/G		Cl	G	Off	Def	Total	Avg/G
1. Isaiah Miller-UNCG	Jr	7	67	7	23	164 23.4	1. James Dickey-UNCG	Sr	7	20	50	70	10.0
2. Djordje Dimitrijevic-MER	Sr	7	51	21	30	153 21.9	2. Carlos Dotson-WCU	Sr	6	14	45	59	9.8
3. Mason Faulkner-WCU	Jr	7	40	17	44	141 20.1	3. Kaelon Harris-CIT	Sr	6	12	36	48	8.0
4. Josh Sharkey-SAM	Sr	7	44	11	33	132 18.9	4. Jalen Dupree-SAM	Sr	7	20	34	54	7.7
5. Jordan Lyons-FUR	Sr	8	46	28	30	150 18.8	5. Ethan Stair-MER	Sr	7	12	38	50	7.1
6. Carlos Dotson-WCU	Sr	6	44	0	18	106 17.7	6. Maciej Bender-MER	Jr	7	14	32	46	6.6
7. Nathan Hoover-WOF	Sr	7	38	18	17	111 15.9	7. Robert Allen-SAM	So	7	8	37	45	6.4
8. Kaiden Rice-CIT	Jr	7	36	21	14	107 15.3	8. Mason Faulkner-WCU	Jr	7	7	37	44	6.3
9. Matt Ryan-UTC	Sr	7	40	17	9	106 15.1	9. Lucas N'Guessan-ETSU	Sr	7	12	31	43	6.1
10. Kaelon Harris-CIT	Sr	6	30	5	24	89 14.8	10. Chevez Goodwin-WOF	Jr	7	13	29	42	6.0
11. David Jean-Baptiste-UTC	Jr	7	37	15	11	100 14.3	11. Garrett Gilkeson-VMI	Sr	8	11	35	46	5.8
12. Ramon Vila-UTC	Jr	7	40	0	13	93 13.3	12. Noah Gurley-FUR	So	8	10	34	44	5.5
13. Noah Gurley-FUR	So	8	43	3	17	106 13.3	Clay Mounce-FUR	Jr	8	15	29	44	5.5
14. Ethan Stair-MER	Sr	7	36	9	11	92 13.1	14. Bo Hodges-ETSU	Jr	7	5	32	37	5.3
15. Garrett Gilkeson-VMI	Sr	8	32	15	26	105 13.1	Eddie Davis III-CIT	Sr	7	12	25	37	5.3
16. Tray Boyd III-ETSU	Sr	7	31	16	11	89 12.7	16. Ramon Vila-UTC	Jr	7	20	16	36	5.1
Onno Steger-WCU	Sr	7	28	21	12	89 12.7	17. Jalen Slawson-FUR	So	8	12	29	41	5.1
18. Chevez Goodwin-WOF	Jr	7	40	0	6	86 12.3	18. Onno Steger-WCU	Sr	7	10	25	35	5.0
19. Travis Eeve-VMI	Fr	8	32	14	19	97 12.1	Rod Johnson-UTC	Jr	6	5	25	30	5.0
20. Robert Allen-SAM	So	7	33	4	14	84 12.0	20. Tyler Creammer-VMI	Sr	8	13	26	39	4.9
21. Clay Mounce-FUR	Jr	8	35	12	12	94 11.8							
22. Mike Bothwell-FUR	So	8	36	15	6	93 11.6							
23. Fletcher Abee-CIT	Fr	7	24	16	16	80 11.4							
24. Matt Halvorsen-WCU	Jr	7	21	19	18	79 11.3							
25. Jeff Gary-MER	Jr	7	28	11	11	78 11.1							
26. Angelo Allegri-UNCG	So	7	26	12	10	74 10.6							
27. Brandon Austin-SAM	Sr	6	22	14	5	63 10.5							
28. Isaiah Tisdale-ETSU	Sr	7	23	8	18	72 10.3							
29. Jalen Dupree-SAM	Sr	7	27	1	15	70 10.0							
30. Greg Parham-VMI	Jr	8	31	12	3	77 9.6							

FIELD GOAL PCT						ASSISTS			
	Cl	G	FGM	FGA	Pct.		Cl	G	No. Avg/G
1. Chevez Goodwin-WOF	Jr	7	40	56	.714	1. Mason Faulkner-WCU	Jr	7	42 6.0
2. Carlos Dotson-WCU	Sr	6	44	62	.710	2. Tyson Batiste-CIT	Sr	7	41 5.9
3. Lucas N'Guessan-ETSU	Sr	7	21	31	.677	3. Josh Sharkey-SAM	Sr	7	37 5.3
4. Ramon Vila-UTC	Jr	7	40	68	.588	4. Greg Parham-VMI	Jr	8	32 4.0
5. Mike Bothwell-FUR	So	8	36	62	.581	Storm Murphy-WOF	Jr	7	28 4.0
6. James Dickey-UNCG	Sr	7	26	46	.565	6. Garrett Gilkeson-VMI	Sr	8	30 3.8
7. Stefan Kenic-UTC	Jr	7	22	39	.564	7. Isaiah Tisdale-ETSU	Sr	7	25 3.6
8. Jalen Dupree-SAM	Sr	7	27	48	.563	8. Alex Hunter-FUR	Jr	8	27 3.4
9. Noah Gurley-FUR	So	8	43	77	.558	9. Djordje Dimitrijevic-MER	Sr	7	23 3.3
10. Tyson Batiste-CIT	Sr	7	25	45	.556	10. Maurice Commander-UTC	So	7	22 3.1
11. Djordje Dimitrijevic-MER	Sr	7	51	98	.520	11. Noah Gurley-FUR	So	8	24 3.0
12. Maciej Bender-MER	Jr	7	25	49	.510	Isaiah Miller-UNCG	Jr	7	21 3.0
13. Ethan Stair-MER	Sr	7	36	71	.507	13. David Jean-Baptiste-UTC	Jr	7	20 2.9
14. Onno Steger-WCU	Sr	7	28	58	.483	14. Bo Hodges-ETSU	Jr	7	17 2.4
15. Clay Mounce-FUR	Jr	8	35	73	.479	15. Ethan Stair-MER	Sr	7	15 2.1

2019-20 Southern Conference
INDIVIDUAL BASKETBALL STATISTICS
Through games of Jan 24, 2020 (Conference games only)

FREE THROW PCT					
	Cl	G	FTM	FTA	Pct.
1. Matt Halvorsen-WCU	Jr	7	18	19	.947
2. Nathan Hoover-WOF	Sr	7	17	18	.944
3. Djordje Dimitrijevic-MER	Sr	7	30	34	.882
4. Travis Evey-VMI	Fr	8	19	22	.864
5. Fletcher Abee-CIT	Fr	7	16	19	.842
6. Garrett Gilkeson-VMI	Sr	8	26	32	.813
7. Malik Massey-UNCG	Sr	7	17	21	.810
8. Messiah Jones-WOF	Fr	7	16	20	.800
9. Jalen Dupree-SAM	Sr	7	15	19	.789
10. Deandre Thomas-SAM	So	7	17	22	.773
11. Josh Sharkey-SAM	Sr	7	33	43	.767
12. Jordan Lyons-FUR	Sr	8	30	40	.750
13. Mason Faulkner-WCU	Jr	7	44	59	.746
14. Robert Allen-SAM	So	7	14	19	.737
15. Kaelon Harris-CIT	Sr	6	24	34	.706

STEALS				
	Cl	G	No.	Avg/G
1. Isaiah Miller-UNCG	Jr	7	28	4.0
2. Josh Sharkey-SAM	Sr	7	14	2.0
3. Patrick Good-ETSU	Jr	7	13	1.9
Djordje Dimitrijevic-MER	Sr	7	13	1.9
Malik Massey-UNCG	Sr	7	13	1.9
6. Bo Hodges-ETSU	Jr	7	11	1.6
Isaiah Tisdale-ETSU	Sr	7	11	1.6
David Jean-Baptiste-UTC	Jr	7	11	1.6
9. Ethan Stair-MER	Sr	7	9	1.3
Fletcher Abee-CIT	Fr	7	9	1.3
11. Kaelon Harris-CIT	Sr	6	7	1.2
12. Tyson Batiste-CIT	Sr	7	8	1.1
Deandre Thomas-SAM	So	7	8	1.1
Mason Faulkner-WCU	Jr	7	8	1.1
Daniel Love-MER	So	7	8	1.1

3-POINT FG PCT					
	Cl	G	3FG	FGA	Pct.
1. Onno Steger-WCU	Sr	7	21	37	.568
2. Mike Bothwell-FUR	So	8	15	29	.517
3. Stefan Kenic-UTC	Jr	7	10	21	.476
4. David Jean-Baptiste-UTC	Jr	7	15	33	.455
5. Djordje Dimitrijevic-MER	Sr	7	21	47	.447
6. Matt Halvorsen-WCU	Jr	7	19	43	.442
7. Jordan Lyons-FUR	Sr	8	28	66	.424
8. Josh Sharkey-SAM	Sr	7	11	26	.423
9. Travion McCray-WCU	Fr	7	7	17	.412
10. Brandon Austin-SAM	Sr	6	14	36	.389
Keyshaun Langley-UNCG	Fr	7	7	18	.389
12. Maurice Commander-UTC	So	7	8	21	.381
13. Kaiden Rice-CIT	Jr	7	21	56	.375
Trevor Stumpe-WOF	Sr	7	9	24	.375
15. Alex Hunter-FUR	Jr	8	15	41	.366
Garrett Gilkeson-VMI	Sr	8	15	41	.366

3-POINT FG MADE				
	Cl	G	3FG	Avg/G
1. Jordan Lyons-FUR	Sr	8	28	3.5
2. Kaiden Rice-CIT	Jr	7	21	3.0
Onno Steger-WCU	Sr	7	21	3.0
Djordje Dimitrijevic-MER	Sr	7	21	3.0
5. Matt Halvorsen-WCU	Jr	7	19	2.7
6. Nathan Hoover-WOF	Sr	7	18	2.6
7. Mason Faulkner-WCU	Jr	7	17	2.4
Matt Ryan-UTC	Sr	7	17	2.4
9. Brandon Austin-SAM	Sr	6	14	2.3
10. Fletcher Abee-CIT	Fr	7	16	2.3
Tray Boyd III-ETSU	Sr	7	16	2.3
12. David Jean-Baptiste-UTC	Jr	7	15	2.1
13. Mike Bothwell-FUR	So	8	15	1.9
Alex Hunter-FUR	Jr	8	15	1.9
Garrett Gilkeson-VMI	Sr	8	15	1.9

BLOCKED SHOTS				
	Cl	G	No.	Avg/G
1. Maciej Bender-MER	Jr	7	13	1.9
2. James Dickey-UNCG	Sr	7	10	1.4
Messiah Jones-WOF	Fr	7	10	1.4
4. Lucas N'Guessan-ETSU	Sr	7	9	1.3
Jalen Dupree-SAM	Sr	7	9	1.3
6. Jalen Slawson-FUR	So	8	10	1.3
7. Robert Allen-SAM	So	7	7	1.0
Chevez Goodwin-WOF	Jr	7	7	1.0
9. Brady Spence-CIT	Fr	7	6	0.9
10. Clay Mounce-FUR	Jr	8	5	0.6
11. Eddie Davis III-CIT	Sr	7	4	0.6
Victor Bafutto-MER	So	7	4	0.6
Logan Dye-SAM	So	7	4	0.6
Tray Boyd III-ETSU	Sr	7	4	0.6
Will Miller-VMI	Sr	7	4	0.6
Bo Hodges-ETSU	Jr	7	4	0.6

ASSIST/TURNOVER RATIO					
	Cl	G	Ast.	T/O	Ratio
1. Isaiah Tisdale-ETSU	Sr	7	25	6	4.2
2. Garrett Gilkeson-VMI	Sr	8	30	14	2.1
3. Storm Murphy-WOF	Jr	7	28	14	2.0
Maurice Commander-UTC	So	7	22	11	2.0
5. Alex Hunter-FUR	Jr	8	27	14	1.9
6. Greg Parham-VMI	Jr	8	32	18	1.8
7. Mason Faulkner-WCU	Jr	7	42	25	1.7
8. Tyson Batiste-CIT	Sr	7	41	25	1.6
9. Isaiah Miller-UNCG	Jr	7	21	15	1.4
10. Djordje Dimitrijevic-MER	Sr	7	23	21	1.1
11. Noah Gurley-FUR	So	8	24	22	1.1
12. Josh Sharkey-SAM	Sr	7	37	41	0.9

2019-20 Southern Conference
INDIVIDUAL BASKETBALL STATISTICS
Through games of Jan 24, 2020 (Conference games only)

OFFENSIVE REBOUNDS				
	Cl	G	No.	Avg/G
1. James Dickey-UNCG	Sr	7	20	2.9
Ramon Vila-UTC	Jr	7	20	2.9
Jalen Dupree-SAM	Sr	7	20	2.9
4. Messiah Jones-WOF	Fr	7	17	2.4
5. Carlos Dotson-WCU	Sr	6	14	2.3
6. Xavier Cork-WCU	Fr	7	15	2.1
7. Maciej Bender-MER	Jr	7	14	2.0
Kaelon Harris-CIT	Sr	6	12	2.0
9. Clay Mounce-FUR	Jr	8	15	1.9
10. Chevez Goodwin-WOF	Jr	7	13	1.9
Isaiah Miller-UNCG	Jr	7	13	1.9
12. Mohammed Abdulsalam-UNCG	So	7	12	1.7
Lucas N'Guessan-ETSU	Sr	7	12	1.7
Eddie Davis III-CIT	Sr	7	12	1.7
Ethan Stair-MER	Sr	7	12	1.7

DEFENSIVE REBOUNDS				
	Cl	G	No.	Avg/G
1. Carlos Dotson-WCU	Sr	6	45	7.5
2. James Dickey-UNCG	Sr	7	50	7.1
3. Kaelon Harris-CIT	Sr	6	36	6.0
4. Ethan Stair-MER	Sr	7	38	5.4
5. Robert Allen-SAM	So	7	37	5.3
Mason Faulkner-WCU	Jr	7	37	5.3
7. Jalen Dupree-SAM	Sr	7	34	4.9
8. Maciej Bender-MER	Jr	7	32	4.6
Bo Hodges-ETSU	Jr	7	32	4.6
10. Lucas N'Guessan-ETSU	Sr	7	31	4.4
11. Garrett Gilkeson-VMI	Sr	8	35	4.4
12. Matt Ryan-UTC	Sr	7	30	4.3
13. Noah Gurley-FUR	So	8	34	4.3
14. Rod Johnson-UTC	Jr	6	25	4.2
15. Chevez Goodwin-WOF	Jr	7	29	4.1

MINUTES PLAYED				
	Cl	G	No.	Avg/G
1. Nathan Hoover-WOF	Sr	7	255	36.4
2. Jeff Gary-MER	Jr	7	249	35.6
3. Djordje Dimitrijevic-MER	Sr	7	246	35.1
4. Jordan Lyons-FUR	Sr	8	273	34.1
5. Josh Sharkey-SAM	Sr	7	238	34.0
6. Mason Faulkner-WCU	Jr	7	236	33.7
Matt Halvorsen-WCU	Jr	7	236	33.7
8. Garrett Gilkeson-VMI	Sr	8	267	33.4
9. Fletcher Abee-CIT	Fr	7	233	33.3
10. Kaiden Rice-CIT	Jr	7	227	32.4

2019-20 Southern Conference
Conference Team Highs
Through games of Jan 24, 2020 (Conference games only)

TEAM HIGHS (highest totals made by)

Points	105	Chattanooga vs Samford (01/11/20)
	101	Furman vs Samford (01/22/20)
	98	Wofford vs UNC Greensboro (01/04/20)
	97	Western Carolina at VMI (01/08/20)
	96	ETSU at The Citadel (12/04/19)
Margin	38 (105-67)	Chattanooga vs Samford (01/11/20)
	25 (88-63)	ETSU vs Samford (01/15/20)
	23 (101-78)	Furman vs Samford (01/22/20)
	23 (92-69)	Chattanooga vs The Citadel (01/22/20)
	20 (72-52)	UNC Greensboro vs Chattanooga (01/18/20)
Field goals made	40	Chattanooga vs Samford (01/11/20)
	38	Furman vs Samford (01/22/20)
	36	ETSU at The Citadel (12/04/19)
	34	The Citadel vs Western Carolina (01/04/20)
	34	ETSU vs Samford (01/15/20)
	34	Mercer at Samford (01/18/20)
Field goal attempts	78	UNC Greensboro at Wofford (01/04/20)
	76	VMI vs Western Carolina (01/08/20)
	74	UNC Greensboro at The Citadel (01/15/20)
	73	Chattanooga vs Samford (01/11/20)
	71	Furman vs Samford (01/22/20)
Field goal percentage	.571 (28-49)	Furman at VMI (01/01/20)
	.557 (34-61)	Mercer at Samford (01/18/20)
	.554 (36-65)	ETSU at The Citadel (12/04/19)
	.548 (40-73)	Chattanooga vs Samford (01/11/20)
	.542 (26-48)	Chattanooga vs Furman (01/08/20)
3-Pt FG made	17	Chattanooga vs Samford (01/11/20)
	17	Furman vs Samford (01/22/20)
	16	VMI vs Samford (01/04/20)
	15	Western Carolina at The Citadel (01/04/20)
	14	Wofford vs UNC Greensboro (01/04/20)
	14	UNC Greensboro at Wofford (01/04/20)
3-Pt FG attempts	45	UNC Greensboro at Wofford (01/04/20)
	39	Furman vs Samford (01/22/20)
	38	VMI vs Samford (01/04/20)
	36	The Citadel at Samford (01/01/20)
	35	VMI vs The Citadel (01/18/20)
3-Pt percentage	.600 (6-10)	Mercer at UNC Greensboro (01/01/20)
	.548 (17-31)	Chattanooga vs Samford (01/11/20)
	.542 (13-24)	Furman at VMI (01/01/20)
	.500 (9-18)	Western Carolina vs Mercer (01/11/20)
	.480 (12-25)	Mercer at Samford (01/18/20)
Free throws made	26	ETSU at UNC Greensboro (01/08/20)
	26	Western Carolina vs Mercer (01/11/20)
	25	Samford vs Mercer (01/18/20)
	22	Western Carolina at VMI (01/08/20)
	21	Western Carolina vs Chattanooga (12/03/19)
	21	Mercer at Western Carolina (01/11/20)
	21	Western Carolina vs ETSU (01/18/20)
	21	The Citadel at Chattanooga (01/22/20)
Free throw attempts	35	Western Carolina vs Mercer (01/11/20)
	33	ETSU at UNC Greensboro (01/08/20)
	31	ETSU vs VMI (01/11/20)
	31	Wofford vs The Citadel (01/11/20)
	31	Western Carolina vs ETSU (01/18/20)

Free throw percentage	1.000	(6-6)	Wofford at Samford (01/08/20)
	1.000	(5-5)	VMI vs Samford (01/04/20)
	1.000	(4-4)	Chattanooga vs Wofford (01/15/20)
	.909	(10-11)	VMI at UNC Greensboro (11/24/19)
	.909	(10-11)	VMI at ETSU (01/11/20)
Rebounds	47		Western Carolina at VMI (01/08/20)
	46		VMI vs The Citadel (01/18/20)
	45		ETSU at The Citadel (12/04/19)
	45		Chattanooga vs The Citadel (01/22/20)
	43		VMI vs Samford (01/04/20)
Assists	43		Chattanooga vs Samford (01/11/20)
	30		Furman vs Samford (01/22/20)
	28		Chattanooga vs Samford (01/11/20)
	22		VMI vs Samford (01/04/20)
	22		VMI vs The Citadel (01/18/20)
	20		Western Carolina at VMI (01/08/20)
	20		VMI vs Western Carolina (01/08/20)
	20		UNC Greensboro at Furman (01/11/20)
Steals	17		UNC Greensboro vs Mercer (01/01/20)
	17		UNC Greensboro at The Citadel (01/15/20)
	16		UNC Greensboro at Furman (01/11/20)
	13		ETSU at Furman (01/04/20)
	12		VMI vs Furman (01/01/20)
	12		UNC Greensboro at Wofford (01/04/20)
Blocked shots	7		Mercer at Samford (01/18/20)
	6		UNC Greensboro vs VMI (11/24/19)
	6		Mercer vs Furman (12/20/19)
	6		ETSU vs Wofford (01/01/20)
	6		Samford at Chattanooga (01/11/20)
	6		Wofford vs The Citadel (01/11/20)
Turnovers	32		The Citadel vs UNC Greensboro (01/15/20)
	24		Mercer at UNC Greensboro (01/01/20)
	21		Samford at Furman (01/22/20)
	19		Furman vs ETSU (01/04/20)
	19		Chattanooga at UNC Greensboro (01/18/20)
Fouls	28		UNC Greensboro vs ETSU (01/08/20)
	25		The Citadel at Samford (01/01/20)
	25		Mercer at Western Carolina (01/11/20)
	25		The Citadel at Wofford (01/11/20)
	24		Mercer at Samford (01/18/20)

2019-20 Southern Conference
Conference Individual Highs
Through games of Jan 24, 2020 (Conference games only)

INDIVIDUAL PLAYER GAME HIGHS

Points	40	Jordan Lyons (Furman) at VMI (01/01/20)
	34	Djordje Dimitrijevic (Mercer) at Western Carolina (01/11/20)
	32	Kaelon Harris (The Citadel) at Wofford (01/11/20)
	31	Mason Faulkner (Western Carolina) vs Chattanooga (12/03/19)
	31	Isaiah Miller (UNC Greensboro) vs Mercer (01/01/20)
Field goals made	13	Jeromy Rodriguez (ETSU) at The Citadel (12/04/19)
	13	Isaiah Miller (UNC Greensboro) vs Mercer (01/01/20)
	12	Mike Bothwell (Furman) at Chattanooga (01/08/20)
	12	Isaiah Miller (UNC Greensboro) vs Chattanooga (01/18/20)
	11	Kaiden Rice (The Citadel) vs ETSU (12/04/19)
	11	Josh Sharkey (Samford) vs The Citadel (01/01/20)
	11	Jordan Lyons (Furman) at VMI (01/01/20)
	11	Kaelon Harris (The Citadel) at Wofford (01/11/20)
	11	Ethan Stair (Mercer) at Samford (01/18/20)
Field goal attempts	25	Isaiah Miller (UNC Greensboro) vs Mercer (01/01/20)
	23	Isaiah Miller (UNC Greensboro) at Wofford (01/04/20)
	23	Isaiah Miller (UNC Greensboro) vs Chattanooga (01/18/20)
	20	Isaiah Miller (UNC Greensboro) vs VMI (11/24/19)
	20	Matt Ryan (Chattanooga) at Western Carolina (12/03/19)
	20	Isaiah Miller (UNC Greensboro) vs ETSU (01/08/20)
Field goal percentage	.909 (10-11)	Carlos Dotson (Western Carolina) vs Chattanooga (12/03/19)
	.867 (13-15)	Jeromy Rodriguez (ETSU) at The Citadel (12/04/19)
	.818 (9-11)	Jalen Dupree (Samford) at Furman (01/22/20)
	.750 (12-16)	Mike Bothwell (Furman) at Chattanooga (01/08/20)
	.733 (11-15)	Jordan Lyons (Furman) at VMI (01/01/20)
3-Pt FG made	10	Jordan Lyons (Furman) at VMI (01/01/20)
	8	Onno Steger (Western Carolina) at The Citadel (01/04/20)
	6	Travis Eeve (VMI) vs Samford (01/04/20)
	6	Matt Ryan (Chattanooga) vs Samford (01/11/20)
	6	Djordje Dimitrijevic (Mercer) vs VMI (01/15/20)
	6	Djordje Dimitrijevic (Mercer) at Samford (01/18/20)
	6	Isaiah Tisdale (ETSU) at Western Carolina (01/18/20)
	6	Jordan Lyons (Furman) vs Samford (01/22/20)
3-Pt FG attempts	13	Angelo Allegri (UNC Greensboro) at Wofford (01/04/20)
	12	Jordan Lyons (Furman) at VMI (01/01/20)
	12	Onno Steger (Western Carolina) at The Citadel (01/04/20)
	12	Jordan Lyons (Furman) vs Samford (01/22/20)
	11	Kaiden Rice (The Citadel) at Samford (01/01/20)
	11	Fletcher Abee (The Citadel) vs UNC Greensboro (01/15/20)
	11	Matt Halvorsen (Western Carolina) at Furman (01/15/20)
	11	Djordje Dimitrijevic (Mercer) vs VMI (01/15/20)
3-Pt percentage	1.000 (5-5)	Stefan Kenic (Chattanooga) vs Samford (01/11/20)
	.857 (6-7)	Matt Ryan (Chattanooga) vs Samford (01/11/20)
	.833 (10-12)	Jordan Lyons (Furman) at VMI (01/01/20)
	.750 (6-8)	Djordje Dimitrijevic (Mercer) at Samford (01/18/20)
	.714 (5-7)	Kyrin Galloway (UNC Greensboro) vs VMI (11/24/19)
Free throws made	12	Mason Faulkner (Western Carolina) vs Chattanooga (12/03/19)
	12	Djordje Dimitrijevic (Mercer) at Western Carolina (01/11/20)
	10	Mason Faulkner (Western Carolina) vs Mercer (01/11/20)
	9	Garrett Gilkeson (VMI) vs Western Carolina (01/08/20)
	9	Nathan Hoover (Wofford) vs The Citadel (01/11/20)
	9	Garrett Gilkeson (VMI) vs The Citadel (01/18/20)
	9	Josh Sharkey (Samford) at Furman (01/22/20)
Free throw attempts	16	Mason Faulkner (Western Carolina) vs Chattanooga (12/03/19)
	15	Noah Gurley (Furman) vs UNC Greensboro (01/11/20)

		14	Djordje Dimitrijevic (Mercer) at Western Carolina (01/11/20)
		12	Josh Sharkey (Samford) at VMI (01/04/20)
		12	Mason Faulkner (Western Carolina) vs Mercer (01/11/20)
		12	Garrett Gilkeson (VMI) vs The Citadel (01/18/20)
		12	Josh Sharkey (Samford) at Furman (01/22/20)
Free throw percentage	1.000	(9-9)	Garrett Gilkeson (VMI) vs Western Carolina (01/08/20)
	1.000	(9-9)	Nathan Hoover (Wofford) vs The Citadel (01/11/20)
	1.000	(8-8)	Jordan Lyons (Furman) at VMI (01/01/20)
	1.000	(8-8)	Eddie Davis III (The Citadel) at VMI (01/18/20)
	.889	(8-9)	Isaiah Miller (UNC Greensboro) at Wofford (01/04/20)
	.889	(8-9)	Matt Halvorsen (Western Carolina) at VMI (01/08/20)
Rebounds		16	Jeromy Rodriguez (ETSU) at The Citadel (12/04/19)
		14	Jalen Dupree (Samford) vs Wofford (01/08/20)
		13	Carlos Dotson (Western Carolina) at VMI (01/08/20)
		13	Maciej Bender (Mercer) at Western Carolina (01/11/20)
		13	Ethan Stair (Mercer) vs Western Carolina (01/22/20)
Assists		10	Djordje Dimitrijevic (Mercer) vs Furman (12/20/19)
		10	Josh Sharkey (Samford) at VMI (01/04/20)
		10	Mason Faulkner (Western Carolina) at Furman (01/15/20)
		9	Isaiah Miller (UNC Greensboro) at Wofford (01/04/20)
		9	Mason Faulkner (Western Carolina) at VMI (01/08/20)
		9	Greg Parham (VMI) vs The Citadel (01/18/20)
		9	Josh Sharkey (Samford) at Furman (01/22/20)
Steals		9	Isaiah Miller (UNC Greensboro) vs Mercer (01/01/20)
		6	Isaiah Miller (UNC Greensboro) at Furman (01/11/20)
		5	Sean Conway (VMI) vs Furman (01/01/20)
		5	Josh Sharkey (Samford) at Chattanooga (01/11/20)
		4	Malik Massey (UNC Greensboro) vs Mercer (01/01/20)
		4	Malik Massey (UNC Greensboro) at Wofford (01/04/20)
		4	Isaiah Miller (UNC Greensboro) vs ETSU (01/08/20)
		4	Bo Hodges (ETSU) at UNC Greensboro (01/08/20)
		4	Kaleb Hunter (UNC Greensboro) at Furman (01/11/20)
		4	Djordje Dimitrijevic (Mercer) at Western Carolina (01/11/20)
		4	Bo Hodges (ETSU) vs Samford (01/15/20)
		4	Ethan Stair (Mercer) at Samford (01/18/20)
Blocked shots		4	Maciej Bender (Mercer) vs Furman (12/20/19)
		4	Chevez Goodwin (Wofford) vs The Citadel (01/11/20)
		3	James Dickey (UNC Greensboro) vs VMI (11/24/19)
		3	Lucas N'Guessan (ETSU) vs Wofford (01/01/20)
		3	Eddie Davis III (The Citadel) at Samford (01/01/20)
		3	Jalen Slawson (Furman) vs ETSU (01/04/20)
		3	Lucas N'Guessan (ETSU) at UNC Greensboro (01/08/20)
		3	Clay Mounce (Furman) at Chattanooga (01/08/20)
		3	Robert Allen (Samford) at Chattanooga (01/11/20)
		3	Maciej Bender (Mercer) at Western Carolina (01/11/20)
		3	Maciej Bender (Mercer) at Samford (01/18/20)
		3	Jalen Dupree (Samford) at Furman (01/22/20)
		3	Jalen Slawson (Furman) vs Samford (01/22/20)
		3	Justin Brown (Chattanooga) vs The Citadel (01/22/20)
Turnovers		8	Josh Sharkey (Samford) vs The Citadel (01/01/20)
		8	Josh Sharkey (Samford) at Furman (01/22/20)
		7	Mason Faulkner (Western Carolina) at VMI (01/08/20)
		7	Tyson Batiste (The Citadel) vs UNC Greensboro (01/15/20)
		7	Josh Sharkey (Samford) at ETSU (01/15/20)