



SOUTHERN CONFERENCE MEN'S BASKETBALL 2019-20

702 North Pine Street, Spartanburg, SC 29303 • 864-591-5100 • Fax: 864-591-3448

Phil Perry, Assistant Commissioner for Media Relations (MBK contact)

facebook.com/SouthernConference • twitter.com/SoConSports • instagram.com/SouthernConference

2019-20 SOUTHERN CONFERENCE BASKETBALL STANDINGS

	Conference					Overall					
	W-L	Pct.	H	A	ST	W-L	Pct.	H	A	N	ST
ETSU	9-2	0.818	5-1	4-1	W2	20-4	0.833	13-1	7-3	0-0	W2
Furman	9-2	0.818	5-1	4-1	W4	19-5	0.792	11-1	7-4	1-0	W4
UNCG	8-3	0.727	4-1	4-2	W1	18-6	0.750	11-3	7-3	0-0	W1
Wofford	8-3	0.727	5-0	3-3	W3	16-8	0.667	10-1	6-7	0-0	W3
Western Carolina	7-4	0.636	3-2	4-2	W2	15-7	0.682	8-2	7-5	0-0	W2
Mercer	6-5	0.545	3-2	3-3	L1	12-12	0.500	7-4	5-6	0-2	L1
Chattanooga	5-6	0.455	3-3	2-3	L2	14-10	0.583	8-3	4-7	2-0	L2
Samford	2-9	0.182	1-5	1-4	L9	8-17	0.320	6-6	2-11	0-0	L9
VMI	1-10	0.091	1-5	0-5	L4	6-18	0.250	5-7	0-10	1-1	L4
The Citadel	0-11	0.000	0-5	0-6	L11	6-16	0.273	3-7	3-9	0-0	L11

NOTES

• Chattanooga visits Wofford in the Ingles Southern Conference Game of the Week and The Citadel hosts military rival VMI to headline Saturday's slate, while Samford visits UNC Greensboro for a rare Sunday league contest.

• Wofford has seen junior Chevez Goodwin average 22.7 points per game over his last three games, all Terrier wins, but Chattanooga, which has dropped two straight, claimed the first meeting between the squads this season, taking a 72-59 win on Jan. 15. Goodwin scored a career-high 27 points in Wofford's 79-73 win over VMI on Wednesday.

• Chattanooga graduate student Matt Ryan scored his 900th career point in Wednesday's 80-64 loss to ETSU.

• The Citadel and VMI will be meeting for the 114th time in a series that dates back to the 1920-21 season. The Keydets are looking for the season sweep, as they picked up an 88-79 win on Jan. 18.

• VMI's Garrett Gilkeson scored a career-high 28 points and fell a rebound shy of a double-double in the Keydets' loss to Wofford on Wednesday.

• With 58 to his credit, The Citadel's Fletcher Abee is tied for sixth in program history for 3-pointers made by a freshman.

• ETSU, which became the league's first 20-game winner Wednesday with its victory at Chattanooga, visits Mercer on Saturday. Furman would join the Bucs in the 20-win club with a win at Western Carolina on Saturday.

• ETSU's Daivien Williamson and Lucas N'Guessan posted their first career double-doubles in the win over the Mocs. Williamson had 14 points and a career-best 10 assists, while N'Guessan had 12 points and a career-high 12 rebounds.

• Furman's Jordan Lyons became the Paladins' career 3-point leader in Wednesday's 79-57 win over Mercer, hitting three to push his career total to 274, one more than previous record-holder Eric Webb. Lyons and Wofford's Nathan Hoover, who also has 274 for his career, are both just four back of Western Carolina's Jake Robinson (2006-10) for 10th in SoCon history.

• Mercer, the reigning NABC NCAA Division I Team of the Week, saw its six-game winning streak come to an end with the setback to Furman.

• Western Carolina's Carlos Dotson has been on an impressive tear over the last three weeks, as he has posted six consecutive double-doubles. The senior forward has averaged 17.7 points and 11.8 rebounds per game over that span.

• UNCG freshman Keyshaun Langley has posted career scoring highs in consecutive games, notching 14 in an 82-65 loss to ETSU on Feb. 1 and 17 in the Spartans' 88-68 win over The Citadel on Wednesday.

• Samford's Brandon Austin was 0-for-5 from 3-point range in the Bulldogs' 78-70 loss to Western Carolina on Wednesday, snapping his league-best streak of 25 consecutive games with a made 3. Mercer's Djordje Dimitrijevic and Western Carolina's Matt Halvorsen now own the longest streaks at 21 games apiece.

UPCOMING SCHEDULE (ALL TIMES EASTERN)

Feb. 8 (Saturday)

- *VMI at The Citadel, 1 p.m. ESPN+
- *Furman at Western Carolina, 2 p.m. ESPN+
- *ETSU at Mercer, 4:30 p.m. ESPN+
- *Chattanooga at Wofford, 7 p.m. Nexstar/ESPN+

Ingles SoCon Game of the Week Nexstar affiliates

- WMUB (Macon)
- WWCW (Lynchburg/Roanoke)
- WYCW (Greenville/Spartanburg/Asheville)

Feb. 9 (Sunday)

- *Samford at UNCG, 1 p.m. ESPN+

Feb. 12 (Wednesday)

- *The Citadel at ETSU, 7 p.m. ESPN+
- *Western Carolina at UNCG, 7 p.m. ESPN+
- *VMI at Chattanooga, 7 p.m. ESPN+
- *Mercer at Wofford, 7 p.m. ESPN+
- *Furman at Samford, 7:30 p.m. ESPN+

Feb. 15 (Saturday)

- *Samford at The Citadel, 1 p.m. Nexstar/ESPN3
- *ETSU at VMI, 1 p.m. ESPN+
- *Chattanooga at Furman, 4 p.m. ESPN3
- *UNCG at Mercer, 4:30 p.m. ESPN3
- *Western Carolina at Wofford, 7 p.m. ESPN+

Ingles SoCon Game of the Week Nexstar affiliates

- ECBD (Charleston)
- EJHL (Tri-Cities)
- WMUB (Macon)
- WWCW (Lynchburg/Roanoke)
- WYCW (Greenville/Spartanburg/Asheville)

Feb. 19 (Wednesday)

- *Chattanooga at The Citadel, 7 p.m. ESPN+
- *Furman at ETSU, 7 p.m. ESPN+
- *Samford at Mercer, 7 p.m. ESPN+
- *Wofford at UNCG, 7 p.m. ESPN+
- *VMI at Western Carolina, 7 p.m. ESPN+

SoCon PLAYER OF THE WEEK (2/4)

PRESENTED BY **GEICO**

Chevez Goodwin, Jr., F/C Wofford

For the week, Goodwin averaged 20.5 points and 9.0 rebounds per game, shooting 76 percent from the floor (19-for-25).

Goodwin opened his week with a career-high 25 points in Wofford's 79-56 win at The Citadel on Wednesday, going 11-for-12 (91.7 percent) from the floor and 3-for-4 (75 percent) from the free-throw line. Goodwin, who scored 19 of his points in the second half, also pulled down eight rebounds and had two assists in the win.

The forward/center from Blythewood, South Carolina, notched his third double-double of the season in the Terriers' 80-56 win over Samford on Saturday, scoring 16 points and grabbing 10 rebounds. Goodwin also added an assist and two blocked shots and was 8-for-13 (61.5 percent) from the field.



CONFERENCE NEWS AND NOTES

• With its 96-94, double-overtime win over Jacksonville on Nov. 21, Western Carolina became one of just 10 Division I schools to erase a 22-point second-half deficit and the only team to do it with under nine minutes remaining in regulation.

• Wofford (30), UNCG (29) and Furman (25) all set school records for wins last season. The Terriers became just the third team to record 30 wins in league history, joining the 1945-46 North Carolina squad and the 1950-51 NC State team.

• ETSU notched 24 wins last season to give the SoCon four teams with 20 wins for the third straight season. The Bucs have reached 20 wins for four straight seasons, becoming the first SoCon team to post four consecutive 20-win seasons since Davidson turned in five straight from 2004-09. ETSU's 100 wins in the last four seasons are a school record over a four-year span.

• Four Southern Conference teams – ETSU, Furman, UNCG and Wofford – earned postseason invites last season, giving the league multiple teams in postseason play for the 11th consecutive year. It marked the ninth time in the last 11 seasons with at least three SoCon teams in postseason play. SoCon regular-season and tournament champion Wofford earned its first-ever NCAA tournament win with a victory over Seton Hall in the first round. UNCG was the No. 1 seed in the NIT and advanced to the second round, while Furman joined the Spartans in the NIT. ETSU hosted a Colleg Insider.com Postseason Tournament contest.

• As a league, the SoCon finished 12th in the final NET rankings last year. Four teams finished in the top 100 in Wofford (14), Furman (58), UNCG (68) and ETSU (90). The first NET rankings this season will be released Dec. 16.

• Wofford entered the 2019-20 campaign riding an 18-game winning streak in regular-season league games after going 18-0 in SoCon play last season. The Terriers posted an overall 21-game winning streak last season that spanned from Dec. 29 to March 21. The streak ended in the second round of the NCAA Championship against No. 2 seed Kentucky.

• Fifth-year ETSU coach Steve Forbes is third in SoCon history in career wins per season, as he has averaged 25.0 in his first four campaigns with the Bucs. Forbes led ETSU to 24 wins in 2015-16, 27 in 2016-17, 25 in 2017-18 and 24 last year. Third-year Furman coach Bob Richey is fifth on that list with an average of 24.0 wins per game, as he led the Paladins to 23 wins in his first season and 25 last year.

• Furman and Wofford appeared in the Associated Press Top 25, each for the first time, last season, giving the SoCon two different ranked teams in a season for the first time since the 1959-60 season.

• SoCon players set two NCAA records last season, with Wofford's Fletcher Magee finishing his career with a Division I-record 509 career 3-pointers and Furman's Jordan Lyons matching the NCAA single-game mark with 15 3-pointers against North Greenville on Nov. 15. Lyons had 54 points in that contest, tied for 10th in a game in league history.

MID-MAJOR TOP 25 (FEB. 3)

The Southern Conference has three teams ranked in The Colleg Insider.com Mid-Major Top 25 poll.

Colleg Insider.com Mid-Major Top 25

Rank	School (1st-place)	Record	Points	LW	Conf.
1.	Gonzaga (31)	23-1	775	1	West Coast
2.	Yale	16-4	712	3	Ivy League
3.	Northern Iowa	19-3	697	5	Missouri Valley
4.	Saint Mary's	19-5	695	2	West Coast
5.	ETSU	19-4	636	4	Southern
6.	Liberty	21-3	605	7	ASUN
7.	Furman	18-5	567	8	Southern
8.	Stephen F. Austin	19-3	524	9	Southern
9.	UNCG	17-6	519	6	Southern
10.	BYU	17-7	515	13	West Coast
11.	New Mexico State	17-6	434	14	WAC
12.	Wright State	19-5	377	10	Horizon
13.	Murray State	17-5	329	19	Ohio Valley
14.	Kent State	16-6	326	16	Mid-American
15.	Bowling Green	17-5	324	18	Mid-American
16.	Akron	16-4	303	12	Mid-American
17.	Austin Peay	16-7	295	21	Ohio Valley
18.	Vermont	17-6	200	20	America East
19.	Little Rock	17-7	176	25	Sun Belt
20.	Colgate	17-6	152	15	Patriot
21.	Winthrop	16-7	146	24	Big South
22.	Santa Clara	18-6	132	17	West Coast
23.	Harvard	13-6	111	11	Ivy League
24.	Hofstra	14-7	96	NR	Colonial
25.	William & Mary	16-8	81	23	Colonial

OTHERS RECEIVING VOTES: San Francisco 77, Loyola Chicago 50, Belmont 41, Bradley 33, Georgia State 27, South Dakota State 25, Eastern Washington 19, Northern Colorado 15, Charleston 14, Indiana State 13, Pacific 7, Hawaii 5, Northern Kentucky 5, UC Irvine 5, Merrimack 4, Toledo 2, Delaware 1, Drake 1, Oral Roberts 1, Princeton 1, Southern Illinois 1, Stony Brook 1.

Did you know?

• ETSU's win at LSU on Dec. 18, coupled with Wofford's 68-64 win over then-No. 17 North Carolina on Dec. 14, gave the SoCon two wins over Power 5 schools in the span of four days, a feat the league has now accomplished twice in three seasons. In 2017, UNCG beat NC State 81-76 on Dec. 16, followed by Wofford defeating No. 5 North Carolina 79-75 on Dec. 20.

• Western Carolina guard Mason Faulkner's triple-double against North Carolina A&T on Nov. 12 (13 points, 10 rebounds, 10 assists) was the first by a SoCon player since Chattanooga's Keegan Bell went for 12 points, 10 boards and 10 assists at College of Charleston on Dec. 3, 2011.

• Southern Conference Commissioner Jim Schaus has a familial connection to the Southern Conference, as his father, former Los Angeles Lakers coach Fred Schaus, was the men's basketball coach at West Virginia from 1954-60, earning SoCon Coach of the Year honors four times in that six-year span and still ranking in the top 20 in career wins by a league coach.

SoCON PLAYERS OF THE WEEK

PRESENTED BY **GEICO**

Nov. 12.....	Kaleb Hunter, So., G, UNCG
Nov. 19.....	Mason Faulkner, R-Jr., G, WCU
Nov. 26.....	Mason Faulkner, R-Jr., G, WCU
Dec. 3.....	Clay Mounce, Jr., F, FUR
Dec. 10.....	Carlos Dotson, Sr., F, WCU
Dec. 17.....	Ethan Stair, R-Sr., G, MER
Dec. 24.....	Jeromy Rodriguez, R-Sr., F, ETSU
Jan. 7.....	Jordan Lyons, Sr., G, FUR
Jan. 14.....	Kaelon Harris, Sr., F/G, CIT
Jan. 21.....	Djordje Dimitrijevic, Sr., G, MER
Jan. 28.....	Bo Hodges, Jr., G, ETSU
Feb. 4.....	Chevez Goodwin, Jr., F/C, WOF
Feb. 11.....	
Feb. 18.....	
Feb. 25.....	

SoCON PLAYERS OF THE MONTH

November.....	Ethan Stair, R-Sr., G, MER
December.....	Josh Sharkey, Sr., G, SAM
January.....	Isaiah Miller, Jr., G, UNCG
February.....	

GENERAL SHALE SoCON

STUDENT-ATHLETE OF THE WEEK

Dec. 18.....	Ethan Stair, R-Sr., G, MER
Jan. 15.....	Djordje Dimitrijevic, Sr., G, MER

Preseason predictions

ETSU is the preseason favorite to win the 2019-20 Southern Conference men's basketball title in polling of the league's 10 men's basketball coaches and media. UNC Greensboro junior guard Isaiah Miller is the coaches' pick for preseason player of the year.

Preseason Player of the Year

Isaiah Miller, Jr., G, UNCG

Preseason All-Southern Conference Team

Bo Hodges, Jr., G, ETSU
 Jeromy Rodriguez, R-Sr., F, ETSU
 Daivien Williamson, So., G, ETSU
 Jordan Lyons, Sr., G, Furman
 Ross Cummings, Sr., G, Mercer
 James Dickey, R-Sr., F, UNCG
 Isaiah Miller, Jr., G, UNCG
 Josh Sharkey, Sr., G, Samford
 Carlos Dotson, Sr., F, Western Carolina
 Nathan Hoover, Sr., G, Wofford

Coaches poll

Team (1st)	Total	Media poll Team (1st)	Total
1. ETSU (8)	80	1. ETSU (20)	286
2. UNCG (2)	74	2. UNCG (6)	264
3. Furman	61	3. Furman (4)	245
4. Wofford	52	4. Wofford	216
5. Samford	48	5. Samford	169
6. Chattanooga	41	6. Chattanooga	128
7. Western Carolina	38	7. Western Carolina	117
8. Mercer	29	8. Mercer	115
9. The Citadel	16	9. The Citadel	70
10. VMI	11	10. VMI	40

SoCON COACHING RECORDS

Coach, school	Career (yrs.)	School (yrs.)	SoCon (yrs.)
Duggar Baucom, The Citadel	239-276 (17th)	51-98 (5th)	23-79 (6th)
Steve Forbes, ETSU	286-103 (12th)	120-43 (5th)	64-19 (5th)
Bob Richey, Furman	67-24 (3rd)	Same	35-12 (3rd)
Greg Gary, Mercer	28-56 (3rd)	12-12 (1st)	6-5 (1st)
Wes Miller, UNCG	159-123 (9th)	Same	91-59 (9th)
Scott Padgett, Samford	82-109 (6th)	Same	32-69 (6th)
Lamont Paris, Chattanooga	36-53 (3rd)	Same	15-32 (3rd)
Dan Earl, VMI	41-105 (5th)	Same	16-67 (5th)
Mark Prosser, Western Carolina	27-55 (3rd)	22-32 (2nd)	11-18 (2nd)
Jay McAuley, Wofford	16-8 (1st)	Same	8-3 (1st)

SPECIALTY STATS LEADERS

40-point games **Ovr.** **SoCon**
Jordan Lyons, FUR 1 1

30-point games **Ovr.** **SoCon**
Jordan Lyons, FUR 2 1
Kaelon Harris, CIT 1 1
Kaiden Rice, CIT 1 1
Tray Boyd III, ETSU 1 1
Djordje Dimitrijevic, MER 1 1
Isaiah Miller, UNCG 1 1
Josh Sharkey, SAM 1 1
Mason Faulkner, WCU 1 1

20-point games **Ovr.** **SoCon**
Isaiah Miller, UNCG 10 6
Josh Sharkey, SAM 9 5
Mason Faulkner, WCU 9 4
Jordan Lyons, FUR 8 5
Djordje Dimitrijevic, MER 8 6
Kaiden Rice, CIT 5 2
Tray Boyd III, ETSU 5 2
Ethan Stair, MER 5 1
Matt Ryan, UTC 5 2
Brandon Austin, SAM 5 1
Travis Eeve, VMI 5 1
Carlos Dotson, WCU 5 5
Nathan Hoover, WOF 5 3
Noah Gurley, FUR 4 1
Kaelon Harris, CIT 3 1
Bo Hodges, ETSU 3 1
Mike Bothwell, FUR 3 1
Clay Mounce, FUR 3 1
Garrett Gilkeson, VMI 3 3
Fletcher Abee, CIT 2 1
Robert Allen, SAM 2 1
Jalen Dupree, SAM 2 1
Chevez Goodwin, WOF 2 2
Storm Murphy, WOF 2 0
Hayden Brown, CIT 1 0
Rudy Fitzgibbons III, CIT 1 0
Patrick Good, ETSU 1 0
Jeremy Rodriguez, ETSU 1 1
Isaiah Tisdale, ETSU 1 1
Daivien Williamson, ETSU 1 0
Jeff Gary, MER 1 1
Kaleb Hunter, UNCG 1 0
Deandre Thomas, SAM 1 0
David Jean-Baptiste, UTC 1 0
Ramon Vila, UTC 1 1
Kamdyn Curfman, VMI 1 0
Greg Parham, VMI 1 0
Matt Halvorsen, WCU 1 1
Onno Steger, WCU 1 1
Marcus Thomas, WCU 1 0
Isaiah Bigelow, WOF 1 0

15-rebound games **Ovr.** **SoCon**
Ethan Stair, MER 2 1
Jeremy Rodriguez, ETSU 1 1
Tyler Creamer, VMI 1 0
Carlos Dotson, WCU 1 0

10-rebound games **Ovr.** **SoCon**
Carlos Dotson, WCU 13 9
Kaelon Harris, CIT 9 3
Ethan Stair, MER 9 2
James Dickey, UNCG 8 5
Jeremy Rodriguez, ETSU 5 1
Robert Allen, SAM 5 3
Jalen Dupree, SAM 4 2
Clay Mounce, FUR 3 1
Maciej Bender, MER 3 2
Mason Faulkner, WCU 3 1
Chevez Goodwin, WOF 3 2
Eddie Davis III, CIT 2 0
Noah Gurley, FUR 2 1
Jalen Slawson, FUR 2 1
Kaleb Hunter, UNCG 2 0
Rod Johnson, UTC 2 1
Tyler Creamer, VMI 2 1
Garrett Gilkeson, VMI 2 2

Jake Stephens, VMI 2 1
Brady Spence, CIT 2 0
Bo Hodges, ETSU 1 1
Lucas N'Guessan, ETSU 1 1
Vonnie Paterson, ETSU 1 0
Isaiah Tisdale, ETSU 1 1
Victor Bafutto, MER 1 0
Djordje Dimitrijevic, MER 1 0
Mohammed Abdulsala, UNCG 1 1
Isaiah Miller, UNCG 1 1
Brandon Austin, SAM 1 0
Josh Sharkey, SAM 1 1
Ramon Vila, UTC 1 0
Messiah Jones, WOF 1 1

15-assist games **Ovr.** **SoCon**
Josh Sharkey, SAM 2 0

10-assist games **Ovr.** **SoCon**
Josh Sharkey, SAM 5 1
Mason Faulkner, WCU 2 1
Tyson Batiste, CIT 1 0
Daivien Williamson, ETSU 1 1
Djordje Dimitrijevic, MER 1 1

Double-doubles **Ovr.** **SoCon**
Carlos Dotson, WCU 13 9
Ethan Stair, MER 9 2
Kaelon Harris, CIT 8 3
Robert Allen, SAM 5 3
Jeremy Rodriguez, ETSU 4 1
Josh Sharkey, SAM* 4 2
Mason Faulkner, WCU^ 4 2
Clay Mounce, FUR 3 1
Jalen Dupree, SAM 3 1
Chevez Goodwin, WOF 3 2
Eddie Davis III, CIT 2 0
Noah Gurley, FUR 2 1
Maciej Bender, MER 2 1
James Dickey, UNCG 2 1
Kaleb Hunter, UNCG 2 0
Rod Johnson, UTC 2 1
Brady Spence, CIT 1 0
Bo Hodges, ETSU 1 1
Lucas N'Guessan, ETSU 1 1
Isaiah Tisdale, ETSU 1 1
Daivien Williamson, ETSU^ 1 1
Jalen Slawson, FUR 1 1
Victor Bafutto, MER 1 0
Djordje Dimitrijevic, MER 1 0
Isaiah Miller, UNCG 1 1
Tyler Creamer, VMI 1 0
Garrett Gilkeson, VMI 1 1
Jake Stephens, VMI 1 1
Messiah Jones, WOF 1 1

20/15 games **Ovr.** **SoCon**
Jeremy Rodriguez, ETSU 1 1

20/10 games **Ovr.** **SoCon**
Carlos Dotson, WCU 5 5
Kaelon Harris, CIT 3 1
Ethan Stair, MER 2 0
Josh Sharkey, SAM^ 2 2
Jeremy Rodriguez, ETSU 1 1
Isaiah Tisdale, ETSU 1 1
Robert Allen, SAM 1 1
Garrett Gilkeson, VMI 1 1
Mason Faulkner, WCU 1 1

30/10 games **Ovr.** **SoCon**
Kaelon Harris, CIT 1 1

Triple-doubles **Ovr.** **SoCon**
Mason Faulkner, WCU 1 0

* three are points/assists; ^ one is points/assists

3-POINTER STREAKS

Seven SoCon student-athletes have streaks of at least 10 games with a made 3-pointer. Mercer's Djordje Dimitrijevic and Western Carolina's Matt Halvorsen lead the way with 21-game streaks.

Consecutive games with a 3-pointer			
Player, school	'19-20	'18-19	Total
Djordje Dimitrijevic, MER, Sr.	21	x	21
Matt Halvorsen, WCU, Jr.	21	x	21
Ross Cummings, MER, Sr.	6	7	13
Matt Ryan, UTC, Gr.	13	x	13
Greg Parham, VMI, Jr.	11	x	11
Fletcher Abee, CIT, Fr.	10	x	10
Nathan Hoover, WOF, Sr.	10	x	10

NATIONAL/REGIONAL RECOGNITION

Lou Henson Award preseason watch list

Jeremy Rodriguez, R-Sr., F, ETSU
Jordan Lyons, Sr., G, Furman
Isaiah Miller, Jr., G, UNCG

Lou Henson Award midseason watch list

Jeremy Rodriguez, R-Sr., F, ETSU
Jordan Lyons, Sr., G, Furman
Isaiah Miller, Jr., G, UNCG
Josh Sharkey, Sr., G, Samford
Mason Faulkner, R-Jr., G, Western Carolina

Lou Henson Award National Player of the Week

Mason Faulkner, R-Jr., G, WCU Nov. 25, 2019

Lute Olson Award midseason watch list

Isaiah Miller, Jr., G, UNCG

NABC Team of the Week

Mercer Feb. 4, 2020

Senior CLASS Award candidate

Ethan Stair, R-Sr., G, Mercer

NET RANKINGS (AS OF FEB. 7)

48	ETSU
67	UNC Greensboro
84	Furman
130	Western Carolina
132	Wofford
172	Chattanooga
217	Mercer
311	Samford
314	VMI
332	The Citadel

THE SOCON VS. RANKED TEAMS

Wofford's 68-64 win at No. 17 North Carolina on Dec. 15 was the Southern Conference's third road win over a top-25 team in as many seasons and the Terriers' second over a ranked UNC squad in the last three seasons.

Last season, Furman beat No. 8 Villanova and in 2017, Wofford downed then-No. 5 North Carolina. Coincidentally, Villanova and North Carolina were both defending national champions in those games.

Southern Conference ranked wins since 1997-98

SoCon	Opp.	Score	Date
Wofford	#17 North Carolina	68-64	12/15/19
Furman	#8 Villanova	76-68 (OT)	11/17/18
Wofford	#5 North Carolina	79-75	12/20/17
Col. of Charleston	#21 Baylor	63-59	11/24/12
Davidson	#12 Kansas	80-74	12/19/11
Col. of Charleston	#9 North Carolina	82-79 (OT)	1/4/10
#23 Davidson	#24 Gonzaga	82-76	3/21/08
#23 Davidson	#8 Georgetown	74-70	3/23/08
#23 Davidson	#6 Wisconsin	73-56	3/28/08
Col. of Charleston	#3 North Carolina	66-64	12/5/98

INDIVIDUAL

Coaching wins at a SoCon school

1.	447	Bob McKillip, DAV (1992-14)
2.	299	Mike Young, WOF (2002-19)
3.	243	Mack McCarthy, UTC (1985-97)
	243	Burton Shipley, MD (1923-47)
5.	230	Bill Reinhart, GW (1935-42; 1949-66)
6.	226	Eddie Cameron, Duke (1928-42)
	226	Bobby Cremins, APP (1975-81); CofC (2006-12)
8.	223	Lyles Alley, FUR (1945-49; 1950-66)
9.	213	Les Robinson, CIT (1974-85); ETSU (1985-90)
10.	205	Murray Greason, WF (1935-53)
11.	194	Norman Shepard, UNC (1923-24); DAV (1937-49)
12.	193	Larry Hunter, WCU (2005-18)
13.	187	Everett Case, NCSU (1946-53)
14.	176	Lefty Driesell, DAV (1960-69)
15.	168	Malcolm U. Pitt, RICH (1935-52)
16.	159	Wes Miller, UNCG (2011-present)
17.	148	Herman J. Stegeman, UGA (1921-31)
18.	147	Lester Hooker Jr., RICH (1952-63)
19.	146	Fred Schaus, WVU (1954-60)
20.	145	Steve Cottrell, WCU (1977-87)
	145	John Shulman, UTC (2004-13)
22.	142	Joe Williams, FUR (1970-78)
23.	141	Tom Scott, UNC (1946-52); DAV (1955-60)
24.	139	Ron Shumate, UTC (1972-79)
	139	Tom Apke, APP (1986-96)

Coaching wins per season (min. two seasons)

Avg. Wins	Yrs.	
1.	26.7	187 7 Everett Case, NCSU 1946-53
2.	26.0	52 2 Ben Carnevale, UNC 1944-46
3.	25.0	100^ 4 Steve Forbes, ETSU 2015-pr.
4.	24.3	146 6 Fred Schaus, WVU 1954-60
5.	24.0	48^ 2 Bob Richey, FUR 2017-pr.

^ Entering 2019-20 season

3-point field goals made

Game		
1.	15	Keith Veney, MAR vs. Morehead* 12/16/96
	15	Jordan Lyons, FUR vs. NGU* 11/15/18
3.	11	Elton Nesbitt, GSU vs. UTC 1/17/05
	11	Fletcher Magee, WOF at UTC 2/17/18
	11	Patrick Good, ETSU at WCU 1/26/19
6.	10	10 times. Last: Jordan Lyons, FUR at VMI 1/1/20

Career

1.	509	Fletcher Magee, WOF*	2015-19
2.	414	Stephen Curry, DAV	2006-09
3.	396	Andrew Goude-lock, CofC	2007-11
	396	Francis Alonso, UNCG	2015-19
3.	358	Donald Sims, APP	2007-11
6.	324	Matt Frierson, CIT	2015-pr.
7.	312	Karl Cochran, WOF	2011-15
8.	299	Ian Chadwick, WOF	1997-01
9.	295	Zach Urbanus, CIT	2007-11
10.	278	Jake Robinson, WCU	2006-10
	274	Jordan Lyons, FUR	2016-pr.
	274	Nathan Hoover, FUR	2016-pr.

Blocked shots

Career		
1.	349	Kyle Hines, UNCG 2004-08
2.	308	Rans Brempong, WCU 2001-05
3.	270	Justin Tuoyo, UTC 2014-17
4.	269	George Singleton, FUR 1981-84
5.	238	Jody Lumpkin, CofC 1998-01
6.	220	Jeremy Clayton, APP 2004-08
7.	215	Kirill Misyuchenko, CIT 1995-98
8.	213	Lucas Troutman, Elon 2010-14
9.	211	James Dickey, UNCG 2016-pr.
10.	202	Lewis Preston, VMI 1990-93

Steals

1.	11	Ali Ton, DAV vs. Tufts	11/29/97
2.	10	Shawn Moore, MAR vs. ETSU	1/29/94
	10	Brandon Born, UTC vs. USC Aiken	11/26/94
	10	Jason Bell, VMI vs. Furman	2/10/98
	10	Zakee Wadood, ETSU vs. Clemson	12/15/03
6.	9	D.J. Thompson, APP vs. UNCG	2/22/07
	9	Stephen Curry, DAV vs. Guilford	11/14/08
9	9	Isaiah Miller, UNCG vs. Mercer	1/1/20
9.	8	21 times. Last: Tray Boyd III, ETSU vs. Mars Hill	12/19/19

Career

1.	334	Keith Jennings, ETSU	1988-91
2.	293	D.J. Thompson, APP	2003-06
3.	285	Brigham Waginger, WCU	2006-10
4.	265	Josh Sharkey, SAM	2016-pr.
5.	250	Derek Rucker, DAV	1985-88
6.	247	Tyson Patterson, APP	1996-00
7.	246	Zakee Wadood, ETSU	2001-02
8.	240	Jason Bell, VMI	1995-98
9.	236	Ricky Hickman, UNCG	2003-07
	236	Rodney Peel, APP	1988-92
	218	Isaiah Miller, UNCG	2017-pr.

Assists

Career		
1.	983	Keith Jennings, ETSU 1988-91
2.	703	Josh Sharkey, SAM 2016-pr.
3.	701	Greg White, MAR 1978-81
4.	668	Guilherme Da Luz, FUR 2000-03
5.	663	Jason Richards, DAV 2004-08

* NCAA record

Points scored

(SoCon career rank)

1,461	Nathan Hoover, Wofford, Sr.
1,451	Josh Sharkey, Samford, Sr.
1,410	Jordan Lyons, Furman, Sr.
1,285	Isaiah Miller, UNCG, Jr.
1,070	Ethan Stair, Mercer, R-Sr.

Points scored per game (min. 800 points)

13.53	Isaiah Miller, UNCG, Jr.
11.99	Josh Sharkey, Samford, Sr.
11.60	Nathan Hoover, Wofford, Sr.
11.37	Jordan Lyons, Furman, Sr.
10.89	Ross Cummings, Mercer, Sr.

Field-goal percentage (min. 240 made)

.604	Carlos Dotson, Western Carolina, Sr.
.538	James Dickey, UNCG, Sr.
.522	Clay Mounce, Furman, Jr.
.499	Bo Hodges, ETSU, Jr.
.497	Isaiah Miller, UNCG, Jr.

3-point field goals made

274	Jordan Lyons, Furman, Sr.
274	Nathan Hoover, Wofford, Sr.
198	Matt Halvorsen, Western Carolina, Jr.
173	Ross Cummings, Mercer, Sr.
169	Kaiden Rice, The Citadel, Jr.

3-point field-goal percentage (min. 120 made)

.425	Storm Murphy, Wofford, Jr.
.416	Brandon Austin, Samford, R-Sr.
.404	Ross Cummings, Mercer, Sr.
.386	Nathan Hoover, Wofford, Sr.
.383	Onno Steger, Western Carolina, Sr.

Free-throw percentage (min. 110 made)

.885	Nathan Hoover, Wofford, Sr.
.856	Matt Halvorsen, Western Carolina, Jr.
.854	Myron Gordon, Samford, Sr.
.815	Djordje Dimitrijevic, Mercer, Sr.
.810	Daivien Williamson, ETSU, So.

Rebounds

970	James Dickey, UNCG, Sr.
567	Ethan Stair, Mercer, R-Sr.
510	Garrett Gilkeson, VMI, Sr.
496	Carlos Dotson, Western Carolina, Sr.
481	Tyler Creammer, VMI, Sr.

Rebounds per game (min. 280 rebounds)

9.98	Jeremy Rodriguez, ETSU, R-Sr.
9.54	Carlos Dotson, Western Carolina, Sr.
8.02	James Dickey, UNCG, Jr.
7.56	Robert Allen, Samford, So.
5.20	Kaelon Harris, The Citadel, Sr.

Blocked shots

211	James Dickey, UNCG, Sr.	(9)
1043	Kyrin Galloway, UNCG, Sr.	
653	Bo Hodges, ETSU, Jr.	
64	Clay Mounce, Mercer, Jr.	
58	Robert Allen, Samford, So.	

Steals

265	Josh Sharkey, Samford, Sr.	(4)
218	Isaiah Miller, UNCG, Jr.	
132	Garrett Gilkeson, VMI, Sr.	
114	Ethan Stair, Mercer, R-Sr.	
108	Jordan Lyons, Furman, Sr.	

Assists

703	Josh Sharkey, Samford, Sr.	(2)
317	Storm Murphy, Wofford, Jr.	
236	Garrett Gilkeson, VMI, Sr.	
227	Alex Hunter, Furman, Jr.	
196	Isaiah Miller, UNCG, Jr.	

Assists per game (min. 150 assists)

5.81	Josh Sharkey, Samford, Sr.
3.48	Storm Murphy, Wofford, Jr.
2.95	Isaiah Tisdale, ETSU, Sr.
2.52	Alex Hunter, Furman, Jr.
2.19	Greg Parham, VMI, Jr.

America East (1-0)

12/18 UNCG 54, Vermont 53

American Athletic (0-3)

11/5 East Carolina 80, VMI 68
 11/21 South Florida 69, Wofford 55
 12/2 South Florida 65, Furman 55

ASUN (7-1)

11/11 Mercer 74, Kennesaw State 62
 11/15 Mercer 84, FGCU 68
 11/16 North Alabama 61, Samford 55
 11/21 Western Carolina 96, Jacksonville 94 (2OT)
 11/24 Western Carolina 70, Stetson 64
 12/4 UNCG 72, Kennesaw State 54
 (Fleming Gym; Greensboro, N.C.)
 12/7 VMI 88, Stetson 61
 12/22 Wofford 83, Kennesaw State 70

Atlantic 10 (0-2)

11/26 St. Bonaventure 56, Mercer 51
 12/4 Duquesne 71, VMI 58

Atlantic Coast (1-7)

11/15 Florida State 79, Western Carolina 74
 11/20 Florida State 89, Chattanooga 53
 12/11 Virginia Tech 63, Chattanooga 58
 12/15 NC State 80, UNCG 77
 12/15 Wofford 68, #17 North Carolina 64
 12/19 #4 Duke 86, Wofford 57
 12/21 Virginia Tech 64, VMI 55
 12/22 NC State 83, The Citadel 63

Big 12 (0-2)

11/8 #3 Kansas 74, UNCG 62
 11/19 #4 Kansas 75, ETSU 63

Big East (1-4)

11/6 St. John's 109, Mercer 79
 11/16 Butler 80, Wofford 61
 11/30 UNCG 65, Georgetown 61
 12/18 Xavier 74, Western Carolina 61
 12/21 Georgetown 99, Samford 71

Big Sky (1-2)

11/15 Idaho 68, VMI 67
 (Jonesboro, Ark.)
 11/16 Montana State 67, UNCG 66
 (Fleming Gym; Greensboro, N.C.)
 11/24 ETSU 70, Southern Utah 58

Big South (12-4)

11/5 Furman 70, Gardner-Webb 63
 11/9 UNC Asheville 91, The Citadel 76
 11/9 Western Carolina 71, Gardner-Webb 59
 11/9 Wofford 89, High Point 61
 11/11 Presbyterian 80, VMI 77 (OT)
 11/12 Furman 91, Charleston Southern 47
 11/14 ETSU 61, Winthrop 58
 11/16 Campbell 87, The Citadel 73
 12/7 UNCG 60, Radford 58
 12/7 Western Carolina 78, UNC Asheville 77
 12/7 Wofford 81, Gardner-Webb 77
 12/8 Furman 84, USC Upstate 72
 12/14 Furman 80, Winthrop 73
 (Bon Secours Wellness Arena; Greenville, S.C.)
 12/19 The Citadel 102, Longwood 99 (3OT)
 12/21 Chattanooga 68, UNC Asheville 64
 12/29 USC Upstate 91, VMI 82

Big Ten (0-1)

11/20 Illinois 85, The Citadel 57

Big West (1-1)

11/17 VMI 89, UC Davis 84 (2OT)
 (Jonesboro, Ark.)
 12/15 Hawaii 94, Samford 73

Colonial (2-1)

11/12 William & Mary 80, Wofford 79
 11/26 Furman 97, Elon 61
 12/16 Mercer 72, UNCW 63

Conference USA (0-2)

11/30 Louisiana Tech 78, Samford 57
 12/22 Florida Atlantic 65, Mercer 50

Horizon (3-0)

11/23 Mercer 72, UIC 68
 12/21 ETSU 80, Cleveland State 55
 12/21 UNCG 67, Northern Kentucky 50
 (Fleming Gym; Greensboro, N.C.)

Metro Atlantic Athletic (2-2)

11/8 Marist 58, VMI 56
 11/19 Samford 70, Manhattan 57
 11/23 The Citadel 79, Marist 75
 12/1 Canisius 76, Mercer 66
 (Boca Raton, Fla.)

Mid-Eastern Athletic (5-0)

11/5 UNCG 83, North Carolina A&T 50
 11/12 Western Carolina 90, North Carolina A&T 64
 11/23 ETSU 98, Delaware State 66
 11/26 Wofford 67, Maryland Eastern Shore 42
 12/2 Wofford 77, North Carolina Central 59

Missouri Valley (1-0)

11/8 Furman 87, Loyola-Chicago 63

Non-Division I (25-0)

11/5 Wofford 86, Erskine 63
 11/6 ETSU 79, Newberry 50
 11/7 Samford 68, Kentucky Wesleyan 42
 11/8 Mercer 84, Columbia International 76
 11/11 UNCG 109, Averett 51
 11/13 Samford 102, UVA-Wise 64
 11/15 Furman 83, Southern Wesleyan 61
 11/20 VMI 96, Christendom 20
 11/22 Furman 90, Columbia International 45
 11/26 The Citadel 90, Brevard 47
 11/26 VMI 98, Goucher 32
 11/27 Western Carolina 78, Bryan 54
 12/3 Samford 97, Auburn-Montgomery 64
 12/7 The Citadel 108, Carver 40
 12/8 Chattanooga 99, Tennessee Wesleyan 51
 12/10 The Citadel 129, Piedmont 83
 12/11 Furman 90, North Greenville 65
 12/11 VMI 78, Ferrum 60
 12/13 Wofford 112, North Greenville 66
 12/15 ETSU 97, Milligan 41
 12/28 Western Carolina 108, Piedmont 47
 12/28 Mercer 104, Milligan 52
 12/28 UNCG 106, William Peace 34
 12/29 Chattanooga 72, Cumberland 42
 12/29 ETSU 117, Mars Hill 48

Ohio Valley (6-3)

11/5 Morehead State 90, Samford 86 (2OT)
 11/5 Eastern Kentucky 79, Chattanooga 68
 11/9 Chattanooga 59, Tennessee State 57
 11/9 ETSU 92, UT Martin 75
 11/11 Belmont 95, Samford 63
 11/15 UNCG 64, Tennessee Tech 30
 (Fleming Gym; Greensboro, N.C.)
 11/19 The Citadel 74, Southeast Missouri 69
 11/30 Chattanooga 63, Jacksonville State 60
 (Niceville, Fla.)

America East.....	1-0
American Athletic.....	0-3
ASUN.....	7-1
Atlantic 10.....	0-2
Atlantic Coast.....	1-7
Big 12.....	0-2
Big East.....	1-4
Big Sky.....	1-2
Big South.....	12-4
Big Ten.....	0-1
Big West.....	1-1
Colonial.....	2-1
Conference USA.....	0-2
Horizon.....	3-0
Metro Atlantic Athletic.....	2-2
Mid-Eastern Athletic.....	5-0
Missouri Valley.....	1-0
Non-Division I.....	25-0
Ohio Valley.....	6-3
Patriot.....	0-1
Southeastern.....	1-7
Southland.....	1-0
Southwestern Athletic.....	1-0
Summit.....	0-2
Sun Belt.....	8-3
Total.....	79-48
Home.....	52-10
Away.....	23-35
Neutral.....	4-3
vs. Top 25.....	1-5

12/21 Western Carolina 89, Tennessee Tech 76

Patriot (0-1)

12/2 Holy Cross 81, Mercer 67
 (Boca Raton, Fla.)

Southeastern (1-7)

11/5 Georgia 91, Western Carolina 72
 11/12 Georgia 95, The Citadel 86
 11/18 Missouri 75, Wofford 56
 11/19 Alabama 81, Furman 73
 11/25 #17 Tennessee 58, Chattanooga 46
 12/5 #14 Auburn 81, Furman 78 (OT)
 12/18 Alabama 105, Samford 87
 (Legacy Arena; Birmingham, Ala.)
 12/18 ETSU 74, LSU 63

Southland (1-0)

12/7 Samford 113, Houston Baptist 90

Southwestern Athletic (1-0)


11/29 Chattanooga 74, Alabama State 56
 (Niceville, Fla.)

Summit (0-2)

11/27 South Dakota State 86, Samford 77
 12/7 North Dakota State 78, ETSU 68

Sun Belt (8-3)

11/12 Chattanooga 74, Troy 68
 11/14 Arkansas State 71, VMI 56
 11/15 Chattanooga 90, South Alabama 72
 11/18 UNCG 55, Appalachian State 41
 11/19 Georgia Southern 98, Mercer 88
 11/23 Samford 72, Troy 60
 11/26 ETSU 78, Appalachian State 69
 11/27 Furman 58, UT Arlington 57
 (Elon, N.C.)
 11/30 ETSU 67, Little Rock 63
 12/7 Georgia State 73, Mercer 61
 12/15 Chattanooga 84, Troy 80 (OT)



The Citadel

(6-16, 0-11 SoCon)

N9	UNC ASHEVILLE (ESPN3)	L, 76-91
N12	at Georgia (SEC Network+)	L, 86-95
N16	CAMPBELL (ESPN3)	L, 73-87
N19	at Southeast Missouri (ESPN+)	W, 74-69
N20	at Illinois# (Big Ten Network)	L, 57-85
N23	at Marist (ESPN+)	W, 79-75
N26	BREVARD# (ESPN+)	W, 90-47
D4	*ETSU (ESPN+)	L, 84-96
D7	CARVER (ESPN3)	W, 108-40
D10	PIEDMONT (ESPN3)	W, 129-83
D19	at Longwood (ESPN+)	W, 102-99 (3OT)
D22	at NC State (ACC Network)	L, 63-83
J1	*at Samford (ESPN+)	L, 68-69
J4	*WESTERN CAROLINA (ESPN+)	L, 82-86
J11	*at Wofford (ESPN3)	L, 71-73
J15	*UNCG (ESPN+)	L, 69-79
J18	*at VMI (ESPN+)	L, 79-88
J22	*at Chattanooga (ESPN+)	L, 69-92
J25	*FURMAN (ESPN3)	L, 54-78
J29	*WOFFORD (ESPN+)	L, 56-79
F1	*at Mercer (Nexstar/ESPN3)	L, 71-76
F5	*at UNCG (ESPN3)	L, 68-88
F8	*VMI (ESPN+)	1 p.m.
F12	*at ETSU (ESPN+)	7 p.m.
F15	*SAMFORD (Nexstar/ESPN3)	1 p.m.
F19	*CHATTANOOGA (ESPN+)	7 p.m.
F22	*at Western Carolina (ESPN3)	7:30 p.m.
F26	*MERCER (ESPN3)	7 p.m.
F29	*at Furman (Nexstar/ESPN+)	4 p.m.
M6-9	at SoCon Championship (Asheville, N.C.)	

- Illinois Classic (campus sites)




ETSU

(20-4, 9-2 SoCon)

N6	NEWBERRY (ESPN+)	W, 79-50
N9	at UT Martin (ESPN+)	W, 92-75
N14	WINTHROP (ESPN+)	W, 61-58
N19	at No. 4 Kansas# (ESPN+)	L, 63-75
N23	DELAWARE STATE# (ESPN3)	W, 98-66
N24	SOUTHERN UTAH# (ESPN+)	W, 70-58
N26	APPALACHIAN STATE (ESPN+)	W, 78-69
N30	at Little Rock (ESPN+)	W, 67-63
D4	*at The Citadel (ESPN+)	W, 96-84
D7	at North Dakota State (ESPN+)	L, 68-78
D15	MILLIGAN (ESPN3)	W, 97-41
D18	at LSU (SEC Network)	W, 74-63
D21	CLEVELAND STATE (ESPN3)	W, 80-55
D29	MARS HILL (ESPN3)	W, 117-48
J1	*WOFFORD (ESPN+)	W, 49-48
J4	*at Furman (ESPN3)	L, 56-65
J8	*at UNCG (ESPN+)	W, 64-57
J11	*VMI (Nexstar/ESPN3)	W, 61-55
J15	*SAMFORD (ESPN+)	W, 88-63
J18	*at Western Carolina (Nexstar/ESPN+)	W, 85-66
J25	*CHATTANOOGA (ESPN+)	W, 75-64
J29	*MERCER (ESPN+)	L, 55-71
F1	*UNCG (ESPN+)	W, 82-65
F5	*at Chattanooga (ESPN+)	W, 80-64
F8	*at Mercer (ESPN+)	4:30 p.m.
F12	*THE CITADEL (ESPN+)	7 p.m.
F15	*at VMI (ESPN+)	1 p.m.
F19	*FURMAN (ESPN+)	7 p.m.
F22	*at Samford (ESPN+)	3 p.m.
F26	*at Wofford (ESPN+)	7 p.m.
F29	*WESTERN CAROLINA (ESPN+)	4 p.m.
M6-9	at SoCon Championship (Asheville, N.C.)	

- Maui Jim Maui Invitational (campus sites)



Furman

(19-5, 9-2 SoCon)

N5	at Gardner-Webb (ESPN+)	W, 70-63
N8	LOYOLA CHICAGO (ESPN3)	W, 87-63
N12	at Charleston Southern (ESPN+)	W, 91-47
N15	SOUTHERN WESLEYAN# (ESPN3)	W, 83-61
N19	at Alabama# (SEC Network+)	L, 73-81
N22	COLUMBIA INTERNATIONAL (ESPN3)	W, 90-45
N26	at Elon# (FloHoops)	W, 97-61
N27	vs. UT Arlington^	W, 58-57
D2	at South Florida (ESPN3)	L, 55-65
D5	at No. 14 Auburn (SEC Network)	L, 78-81 (OT)
D8	USC UPSTATE (ESPN+)	W, 84-72
D11	NORTH GREENVILLE (ESPN3)	W, 90-65
D14	WINTHROP& (ESPN+)	W, 80-73
D20	*at Mercer (ESPN3)	W, 64-62
J1	*at VMI (ESPN+)	W, 89-73
J4	*ETSU (ESPN3)	W, 65-56
J8	*at Chattanooga (ESPN+)	W, 73-66
J11	*UNCG& (ESPN3)	L, 73-86
J15	*WESTERN CAROLINA (ESPN+)	W, 83-79
J17	*at Wofford (ESPN3)	L, 52-66
J22	*SAMFORD (ESPN+)	W, 101-78
J25	*at The Citadel (ESPN3)	W, 78-54
J29	*VMI (ESPN+)	W, 74-72 (OT)
F5	*MERCER (ESPN+)	W, 79-57
F8	*at Western Carolina (ESPN+)	2 p.m.
F12	*at Samford (ESPN+)	7:30 p.m.
F15	*CHATTANOOGA (ESPN3)	4 p.m.
F19	*at ETSU (ESPN+)	7 p.m.
F22	*WOFFORD& (Nexstar/ESPN+)	12 p.m.
F26	*at UNCG (ESPN+)	7 p.m.
F29	*THE CITADEL (Nexstar/ESPN+)	4 p.m.
M6-9	at SoCon Championship (Asheville, N.C.)	

- Bad Boy Mowers Battle 4 Atlantis (campus sites)
 ^ - Bad Boy Mowers Battle 4 Atlantis (Elon, N.C.)
 & - Bon Secours Wellness Arena (Greenville, S.C.)




Mercer

(12-12, 6-5 SoCon)

N6	at St. John's (FS1)	L, 79-109
N8	COLUMBIA INTERNATIONAL (ESPN3)	W, 84-76
N11	KENNESAW STATE (ESPN+)	W, 74-62
N15	FGCU (ESPN3)	W, 84-68
N19	at Georgia Southern (ESPN+)	L, 88-98
N23	at UIC# (ESPN+)	W, 72-68
N26	at St. Bonaventure# (ESPN+)	L, 51-56
D1	vs. Canisius^ (CUSA.TV)	L, 66-76
D2	vs. Holy Cross^ (CUSA.TV)	L, 67-81
D7	GEORGIA STATE (ESPN+)	L, 61-73
D16	at UNCW (FloHoops)	W, 72-63
D20	*FURMAN (ESPN3)	L, 62-64
D22	FLORIDA ATLANTIC (ESPN+)	L, 50-65
D28	MILLIGAN (ESPN3)	W, 104-52
J1	*at UNCG (ESPN+)	L, 63-72
J4	*CHATTANOOGA (ESPN3)	L, 61-70
J11	*at Western Carolina (ESPN+)	L, 71-79
J15	*VMI (ESPN+)	W, 73-62
J18	*at Samford (ESPN3)	W, 90-75
J22	*WESTERN CAROLINA (ESPN+)	W, 83-79
J25	*at VMI (Nexstar/ESPN3)	W, 69-66
J29	*at ETSU (ESPN+)	W, 71-55
F1	*THE CITADEL (Nexstar/ESPN3)	W, 76-71
F5	*at Furman (ESPN+)	L, 57-79
F8	*ETSU (ESPN+)	4:30 p.m.
F12	*at Wofford (ESPN+)	7 p.m.
F15	*UNCG (ESPN3)	4:30 p.m.
F19	*SAMFORD (ESPN+)	7 p.m.
F22	*at Chattanooga (ESPN3)	4:30 p.m.
F26	*at The Citadel (ESPN3)	7 p.m.
F29	*WOFFORD (ESPN+)	4:30 p.m.
M6-9	at SoCon Championship (Asheville, N.C.)	

- Boca Raton Beach Classic (campus sites)
 ^ - Boca Raton Beach Classic (Boca Raton, Fla.)




UNC Greensboro

(17-6, 7-3 SoCon)

N5	North Carolina A&T (ESPN3)	W, 83-50
N8	at No. 3 Kansas (ESPN3)	L, 62-74
N11	AVERETT# (ESPN+)	W, 109-51
N15	TENNESSEE TECH#^ (ESPN3)	W, 64-30
N16	MONTANA STATE#^ (ESPN3)	L, 66-67
N18	APPALACHIAN STATE# (ESPN+)	W, 55-41
N24	*VMI (ESPN+)	W, 74-63
N30	at Georgetown (FS2)	W, 65-61
D4	KENNESAW STATE^ (ESPN+)	W, 72-54
D7	at Radford (ESPN+)	W, 60-58
D15	NC STATE (ESPN+)	L, 77-80
D18	at Vermont (ESPN+)	W, 54-53
D21	NORTHERN KENTUCKY^ (ESPN+)	W, 67-50
D28	WILLIAM PEACE (ESPN3)	W, 106-34
J1	*MERCER (ESPN+)	W, 72-63
J4	*at Wofford (Nexstar/ESPN+)	L, 92-98 (2OT)
J8	*ETSU (ESPN+)	L, 57-64
J11	*at Furman& (ESPN3)	W, 86-73
J15	*at The Citadel (ESPN+)	W, 79-69
J18	*CHATTANOOGA (ESPN+)	W, 72-52
J25	*at Samford (ESPN3)	W, 70-63
J29	*at Western Carolina (ESPN+)	W, 72-58
F1	*at ETSU (ESPN+)	L, 65-82
F5	*THE CITADEL (ESPN3)	W, 88-68
F9	*SAMFORD (ESPN+)	1 p.m.
F12	*WESTERN CAROLINA (ESPN+)	7 p.m.
F15	*at Mercer (ESPN3)	4:30 p.m.
F19	*WOFFORD (ESPN+)	7 p.m.
F22	*at VMI (ESPN+)	1 p.m.
F26	*FURMAN (ESPN+)	7 p.m.
F29	*at Chattanooga (ESPN+)	4:30 p.m.
M6-9	at SoCon Championship (Asheville, N.C.)	

- Spartan Invitational
 ^ - Fleming Gymnasium (Greensboro, N.C.)
 & - Bon Secours Wellness Arena (Greenville, S.C.)




Samford

(8-17, 2-9 SoCon)

N5	at Morehead State (ESPN+)	L, 86-90 (2OT)
N7	KENTUCKY WESLEYAN (ESPN+)	W, 68-42
N11	at Belmont (ESPN+)	L, 63-95
N13	UVA-WISE (ESPN3)	W, 102-64
N16	at North Alabama (ESPN+)	L, 55-61
N19	MANHATTAN (ESPN+)	W, 70-57
N23	TROY (ESPN3)	W, 72-60
N27	at South Dakota State (ESPN3)	L, 77-86
N30	at Louisiana Tech (CUSA.TV)	L, 57-78
D3	AUBURN-MONTGOMERY (ESPN3)	W, 97-64
D7	at Houston Baptist	W, 113-90
D15	at Hawaii (Spectrum Sports)	L, 73-94
D18	ALABAMA# (ESPN+)	L, 87-105
D21	at Georgetown (FS1)	L, 71-99
J1	*THE CITADEL (ESPN+)	W, 69-68
J4	*at VMI (ESPN+)	W, 78-75
J8	*WOFFORD (ESPN+)	L, 62-67
J11	*at Chattanooga (ESPN3)	L, 67-105
J15	*at ETSU (ESPN+)	L, 63-88
J18	*MERCER (ESPN3)	L, 75-90
J22	*at Furman (ESPN+)	L, 78-101
J25	*UNCG (ESPN3)	L, 63-70
J29	*CHATTANOOGA (ESPN+)	L, 84-92
F1	*at Wofford (ESPN3)	L, 56-80
F5	*WESTERN CAROLINA (ESPN3)	L, 70-78
F9	*at UNCG (ESPN+)	1 p.m.
F12	*FURMAN (ESPN+)	7:30 p.m.
F15	*at The Citadel (Nexstar/ESPN3)	1 p.m.
F19	*at Mercer (ESPN+)	7 p.m.
F22	*ETSU (ESPN+)	3 p.m.
F26	*at Western Carolina (ESPN+)	7 p.m.
F29	*VMI (ESPN3)	5 p.m.
M6-9	at SoCon Championship (Asheville, N.C.)	


- Legacy Arena at Birmingham-Jefferson Convention Complex (Birmingham, Ala.)



Chattanooga
(14-10, 5-6 SoCon)

N5	at Eastern Kentucky (ESPN+)	L, 68-79
N9	TENNESSEE STATE (SDN)	W, 59-57
N12	at Troy (ESPN+)	W, 74-68
N15	SOUTH ALABAMA (SDN)	W, 90-72
N20	at Florida State# (Fox Sports South/ACCNE)	L, 53-89
N25	at No. 17 Tennessee# (SEC Network)	L, 46-58
N29	vs. Alabama State^ (EmeraldCoast.TV)	W, 74-56
N30	vs. Jacksonville State^ (EmeraldCoast.TV)	W, 63-60
D3	*at Western Carolina (ESPN3)	L, 77-87
D8	TENNESSEE WESLEYAN (ESPN3)	W, 99-51
D11	at Virginia Tech (ACC Network)	L, 58-63
D15	TROY (ESPN+)	W, 84-80 (OT)
D21	at UNC Asheville (ESPN+)	W, 68-64
D29	CUMBERLAND (ESPN3)	W, 72-42
J4	*at Mercer (ESPN3)	W, 70-61
J8	*FURMAN (ESPN+)	L, 66-73
J11	*SAMFORD (ESPN3)	W, 105-67
J15	*WOFFORD (ESPN+)	W, 72-59
J18	*at UNCG (ESPN+)	L, 52-72
J22	*THE CITADEL (ESPN+)	W, 92-69
J25	*at ETSU (ESPN+)	L, 64-75
J29	*at Samford (ESPN+)	W, 92-84
F1	*WESTERN CAROLINA (ESPN3)	L, 61-64
F5	*ETSU (ESPN+)	L, 64-80
F8	*at Wofford (Nexstar/ESPN+)	7 p.m.
F12	*VMI (ESPN+)	7 p.m.
F15	*at Furman (ESPN3)	4 p.m.
F19	*at The Citadel (ESPN+)	7 p.m.
F22	*MERCER (ESPN3)	4:30 p.m.
F26	*at VMI (ESPN+)	7 p.m.
F29	*UNCG (ESPN+)	4:30 p.m.
M6-9	at SoCon Championship (Asheville, N.C.)	


- Emerald Coast Classic (campus sites)
^ - Emerald Coast Classic (Niceville, Fla.)



VMI
(6-18, 1-10 SoCon)


N5	at East Carolina (ESPN3)	L, 68-80
N8	MARIST (ESPN3)	L, 56-58
N11	PRESBYTERIAN (ESPN+)	L, 77-80 (OT)
N14	at Arkansas State# (ESPN+)	L, 56-71
N15	vs. Idaho^	L, 67-68*
N17	vs. UC Davis^	W, 89-84 (2OT)
N20	CHRISTENDOM# (ESPN3)	W, 96-20
N24	*at UNCG (ESPN+)	L, 63-74
N26	GOUCHER (ESPN3)	W, 98-32
D4	at Duquesne (ESPN+)	L, 58-71
D7	STETSON (ESPN+)	W, 88-61
D11	FERRUM (ESPN3)	W, 78-60
D21	at Virginia Tech (ACC Network)	L, 55-64
D29	at USC Upstate (ESPN+)	L, 82-91
J1	*FURMAN (ESPN+)	L, 73-89
J4	*SAMFORD (ESPN+)	L, 75-78
J8	*WESTERN CAROLINA (ESPN3)	L, 85-97
J11	*at ETSU (Nexstar/ESPN3)	L, 55-61
J15	*at Mercer (ESPN+)	L, 62-73
J18	*THE CITADEL (ESPN+)	W, 88-79
J22	*at Wofford (ESPN+)	L, 54-66
J25	*MERCER (Nexstar/ESPN3)	L, 66-69
J29	*at Furman (ESPN+)	L, 72-74 (OT)
F5	*WOFFORD (ESPN+)	L, 73-79
F8	*at The Citadel (ESPN+)	1 p.m.
F12	*at Chattanooga (ESPN+)	7 p.m.
F15	*ETSU (ESPN+)	1 p.m.
F19	*at Western Carolina (ESPN+)	7 p.m.
F22	*UNCG (ESPN+)	1 p.m.
F26	*CHATTANOOGA (ESPN+)	7 p.m.
F29	*at Samford (ESPN3)	5 p.m.
M6-9	at SoCon Championship (Asheville, N.C.)	

- Red Wolves Classic (campus sites)
^ - Red Wolves Classic (Jonesboro, Ark.)



Western Carolina
(15-7, 7-4 SoCon)

N5	at Georgia (SEC Network+)	L, 72-91
N9	GARDNER-WEBB (ESPN3)	W, 71-59
N12	NORTH CAROLINA A&T (ESPN+)	W, 90-64
N15	at Florida State (Fox Sports South/ACCNE)	L, 74-79
N21	at Jacksonville (ESPN+)	W, 96-94 (2OT)
N24	at Stetson (ESPN+)	W, 70-64
N27	BRYAN (SDN)	W, 78-54
D3	*CHATTANOOGA (ESPN3)	W, 87-77
D7	UNC ASHEVILLE (Nexstar/ESPN3)	W, 78-77
D18	at Xavier (FS1)	L, 61-74
D21	at Tennessee Tech (ESPN+)	W, 89-76
D28	PIEDMONT (SDN)	W, 108-47
J4	*at The Citadel (ESPN+)	W, 86-82
J8	*at VMI (ESPN3)	W, 97-85
J11	*MERCER (ESPN+)	W, 79-71
J15	*at Furman (ESPN+)	L, 79-83
J18	*ETSU (Nexstar/ESPN+)	L, 66-85
J22	*at Mercer (ESPN+)	L, 79-83
J25	*WOFFORD (ESPN3)	W, 81-72
J29	*UNCG (ESPN+)	L, 58-72
F1	*at Chattanooga (ESPN3)	W, 64-61
F5	*at Samford (ESPN3)	W, 78-70
F8	*FURMAN (ESPN+)	2 p.m.
F12	*at UNCG (ESPN+)	7 p.m.
F15	*at Wofford (ESPN+)	7 p.m.
F19	*VMI (ESPN+)	7 p.m.
F22	*THE CITADEL (ESPN3)	7:30 p.m.
F26	*SAMFORD (ESPN+)	7 p.m.
F29	*at ETSU (ESPN+)	4 p.m.
M6-9	at SoCon Championship (Asheville, N.C.)	



Wofford
(16-8, 8-3 SoCon)

N5	ERSKINE (ESPN3)	W, 86-63
N9	HIGH POINT (SDN)	W, 89-61
N12	WILLIAM & MARY (ESPN+)	L, 79-80
N16	at Butler# (FS2)	L, 61-80
N18	at Missouri# (SEC Network+)	L, 56-75
N21	at South Florida (ESPN3)	L, 55-69
N26	at Maryland Eastern Shore#	W, 67-42
D2	NORTH CAROLINA CENTRAL (ESPN+)	W, 77-59
D7	GARDNER-WEBB (ESPN3)	W, 81-77
D13	NORTH GREENVILLE (ESPN3)	W, 112-66
D15	at No. 17 North Carolina (ACC Network)	W, 68-64
D19	at No. 4 Duke (ESPN2)	L, 57-86
D22	at Kennesaw State (ESPN+)	W, 83-70
J1	*at ETSU (ESPN+)	L, 48-49
J4	*UNCG (Nexstar/ESPN+)	W, 98-92 (2OT)
J8	*at Samford (ESPN+)	W, 67-762
J11	*THE CITADEL (ESPN3)	W, 73-71
J15	*at Chattanooga (ESPN+)	L, 59-72
J17	*FURMAN (ESPN3)	W, 66-52
J22	*VMI (ESPN+)	W, 66-54
J25	*at Western Carolina (ESPN3)	L, 72-81
J29	*at The Citadel (ESPN+)	W, 79-56
F1	*SAMFORD (ESPN3)	W, 80-56
F5	*at VMI (ESPN+)	W, 79-73
F8	*CHATTANOOGA (Nexstar/ESPN+)	7 p.m.
F12	*MERCER (ESPN+)	7 p.m.
F15	*WESTERN CAROLINA (ESPN+)	7 p.m.
F19	*at UNCG (ESPN+)	7 p.m.
F22	*at Furman& (Nexstar/ESPN+)	12 p.m.
F26	*ETSU (ESPN+)	7 p.m.
F29	*at Mercer (ESPN+)	4:30 p.m.
M6-9	at SoCon Championship (Asheville, N.C.)	

- Hall of Fame Classic (campus sites)
& - Bon Secours Wellness Arena (Greenville, S.C.)

Southern Conference men's basketball media relations information

<p>The Citadel (CitadelSports.com) Milledge Austin (maustin7@citadel.edu) Office: 843-953-6567</p> <p>ETSU (ETSUBucs.com) Kevin Brown (brownk@etsu.edu) Office: 423-439-5263</p> <p>Furman (FurmanPaladins.com) Jordan Caskey (jordan.caskey@furman.edu) Office: 864-294-3065</p> <p>Mercer (MercerBears.com) Travis Rae (rae_tj@mercer.edu) Office: 478-301-5219</p> <p>UNCG (UNCGSpartans.com) Mark Pinkerton (mdpinker@uncg.edu) Office: 757-812-1926</p> <p>Samford (SamfordSports.com) Joey Mullins (jimmulli1@samford.edu) Office: 205-726-2799</p>	<p>Chattanooga (GoMocs.com) Jim Horten (jameshorten@utc.edu) Office: 423-425-2350</p> <p>VMI (VMIKeydets.com) Wade Branner (brannerwh@vmi.edu) Office: 540-464-7515</p> <p>Western Carolina (CatamountSports.com) Steven Grandy (sgrandy@email.wcu.edu) Office: 828-227-2655</p> <p>Wofford (WoffordTerriers.com) Phil Marcello (marcellopr@wofford.edu) Office: 864-597-4092</p> <p>Southern Conference (SoConSports.com) Phil Perry (pperry@socon.org) Office: 864-591-5100 // Cell: 864-525-5174</p>
---	--

2019-20 Southern Conference
CONFERENCE BASKETBALL STATISTICS
Through games of Feb 07, 2020 (All games)

SCORING OFFENSE	G	W-L	Pts	Avg/G
1. Western Carolina	22	15-7	1741	79.1
2. Furman	24	19-5	1867	77.8
3. The Citadel	22	6-16	1708	77.6
4. ETSU	24	20-4	1835	76.5
5. Samford	25	8-17	1856	74.2
6. UNC Greensboro	24	18-6	1767	73.6
7. Wofford	24	16-8	1758	73.2
8. VMI	24	6-18	1734	72.2
9. Mercer	24	12-12	1730	72.1
10. Chattanooga	24	14-10	1723	71.8

SCORING DEFENSE	G	Pts	Avg/G
1. UNC Greensboro	24	1456	60.7
2. ETSU	24	1501	62.5
3. Furman	24	1583	66.0
4. Wofford	24	1610	67.1
5. Chattanooga	24	1630	67.9
6. VMI	24	1679	70.0
7. Mercer	24	1719	71.6
8. Western Carolina	22	1622	73.7
9. The Citadel	22	1758	79.9
10. Samford	25	1999	80.0

SCORING MARGIN	G	Offense	Defense	Margin
1. ETSU	24	76.5	62.5	+13.9
2. UNC Greensboro	24	73.6	60.7	+13.0
3. Furman	24	77.8	66.0	+11.8
4. Wofford	24	73.2	67.1	+6.2
5. Western Carolina	22	79.1	73.7	+5.4
6. Chattanooga	24	71.8	67.9	+3.9
7. VMI	24	72.2	70.0	+2.3
8. Mercer	24	72.1	71.6	+0.5
9. The Citadel	22	77.6	79.9	-2.3
10. Samford	25	74.2	80.0	-5.7

FREE THROW PCT	G	FTM	FTA	Pct.
1. Mercer	24	283	386	.733
2. Samford	25	367	505	.727
3. Wofford	24	268	374	.717
4. VMI	24	242	341	.710
5. Western Carolina	22	320	460	.696
6. The Citadel	22	296	429	.690
7. Chattanooga	24	261	380	.687
8. Furman	24	277	404	.686
9. ETSU	24	338	505	.669
10. UNC Greensboro	24	240	379	.633

FIELD GOAL PERCENTAGE	G	FGM	FGA	Pct.
1. Furman	24	678	1411	.481
2. ETSU	24	656	1386	.473
3. Western Carolina	22	602	1287	.468
4. Wofford	24	628	1364	.460
5. Mercer	24	634	1400	.453
6. Chattanooga	24	628	1403	.448
7. Samford	25	663	1503	.441
8. The Citadel	22	601	1365	.440
9. UNC Greensboro	24	659	1517	.434
10. VMI	24	619	1444	.429

FIELD GOAL PCT DEFENSE	G	FGM	FGA	Pct.
1. UNC Greensboro	24	498	1191	.418
2. ETSU	24	540	1276	.423
3. Western Carolina	22	582	1366	.426
4. Wofford	24	573	1327	.432
5. Furman	24	597	1366	.437
6. Mercer	24	613	1389	.441
7. VMI	24	589	1333	.442
8. Chattanooga	24	611	1379	.443
9. The Citadel	22	637	1434	.444
10. Samford	25	730	1619	.451

3-POINT FG PCT	G	3FGM	3FGA	Pct.
1. Western Carolina	22	217	589	.368
2. Mercer	24	179	491	.365
3. Wofford	24	234	656	.357
4. Chattanooga	24	206	578	.356
5. VMI	24	254	718	.354
6. Furman	24	234	662	.353
7. ETSU	24	185	542	.341
8. Samford	25	163	488	.334
9. The Citadel	22	210	633	.332
10. UNC Greensboro	24	209	652	.321

3-POINT FG PCT DEFENSE	G	3FGM	3FGA	Pct.
1. Western Carolina	22	151	524	.288
2. ETSU	24	133	460	.289
3. Furman	24	163	549	.297
4. Chattanooga	24	146	477	.306
5. Wofford	24	184	576	.319
6. The Citadel	22	195	610	.320
7. Mercer	24	185	552	.335
8. UNC Greensboro	24	160	477	.335
9. VMI	24	177	519	.341
10. Samford	25	252	734	.343

REBOUNDING OFFENSE	G	Rebounds	Avg/G
1. Western Carolina	22	847	38.5
2. Samford	25	913	36.5
3. UNC Greensboro	24	876	36.5
4. The Citadel	22	801	36.4
5. Mercer	24	866	36.1
6. ETSU	24	864	36.0
7. Chattanooga	24	858	35.8
8. VMI	24	855	35.6
9. Furman	24	775	32.3
10. Wofford	24	755	31.5

REBOUNDING DEFENSE	G	Rebounds	Avg/G
1. ETSU	24	755	31.5
2. Mercer	24	761	31.7
3. Wofford	24	764	31.8
4. UNC Greensboro	24	806	33.6
5. Chattanooga	24	810	33.8
6. Western Carolina	22	748	34.0
7. Furman	24	826	34.4
8. VMI	24	850	35.4
9. The Citadel	22	838	38.1
10. Samford	25	966	38.6

2019-20 Southern Conference
CONFERENCE BASKETBALL STATISTICS
Through games of Feb 07, 2020 (All games)

REBOUNDING MARGIN		G	Team	Avg.	Opp.	Avg.	Margin
1.	ETSU	24	864	36.0	755	31.5	+4.5
2.	Western Carolina	22	847	38.5	748	34.0	+4.5
3.	Mercer	24	866	36.1	761	31.7	+4.4
4.	UNC Greensboro	24	876	36.5	806	33.6	+2.9
5.	Chattanooga	24	858	35.8	810	33.8	+2.0
6.	VMI	24	855	35.6	850	35.4	+0.2
7.	Wofford	24	755	31.5	764	31.8	-0.4
8.	The Citadel	22	801	36.4	838	38.1	-1.7
9.	Samford	25	913	36.5	966	38.6	-2.1
10.	Furman	24	775	32.3	826	34.4	-2.1

BLOCKED SHOTS		G	No.	Avg/G
1.	UNC Greensboro	24	97	4.0
2.	ETSU	24	95	4.0
3.	Samford	25	78	3.1
4.	Furman	24	70	2.9
5.	Mercer	24	66	2.8
6.	Wofford	24	65	2.7
7.	The Citadel	22	56	2.5
8.	VMI	24	59	2.5
9.	Western Carolina	22	38	1.7
10.	Chattanooga	24	38	1.6

ASSISTS		G	No.	Avg/G
1.	VMI	24	394	16.4
2.	Furman	24	370	15.4
3.	The Citadel	22	337	15.3
4.	Western Carolina	22	318	14.5
5.	Chattanooga	24	346	14.4
	ETSU	24	346	14.4
7.	Mercer	24	330	13.8
8.	Wofford	24	324	13.5
9.	UNC Greensboro	24	304	12.7
10.	Samford	25	292	11.7

STEALS		G	No.	Avg/G
1.	UNC Greensboro	24	237	9.9
2.	ETSU	24	212	8.8
3.	Furman	24	197	8.2
4.	The Citadel	22	161	7.3
5.	VMI	24	171	7.1
6.	Samford	25	172	6.9
7.	Mercer	24	165	6.9
8.	Wofford	24	145	6.0
9.	Western Carolina	22	115	5.2
10.	Chattanooga	24	114	4.8

TURNOVER MARGIN		G	Team	Avg.	Opp.	Avg.	Margin
1.	UNC Greensboro	24	278	11.6	453	18.9	+7.3
2.	Furman	24	284	11.8	390	16.3	+4.4
3.	ETSU	24	286	11.9	387	16.1	+4.2
4.	Wofford	24	282	11.8	322	13.4	+1.7
5.	VMI	24	305	12.7	330	13.8	+1.0
6.	Chattanooga	24	296	12.3	291	12.1	-0.2
7.	Samford	25	393	15.7	368	14.7	-1.0
8.	The Citadel	22	355	16.1	324	14.7	-1.4
9.	Western Carolina	22	320	14.5	279	12.7	-1.9
10.	Mercer	24	366	15.3	320	13.3	-1.9

ASSIST/TURNOVER RATIO		G	Ast.	Avg.	T/O	Avg.	Ratio
1.	Furman	24	370	15.4	284	11.8	1.3
2.	VMI	24	394	16.4	305	12.7	1.3
3.	ETSU	24	346	14.4	286	11.9	1.2
4.	Chattanooga	24	346	14.4	296	12.3	1.2
5.	Wofford	24	324	13.5	282	11.8	1.1
6.	UNC Greensboro	24	304	12.7	278	11.6	1.1
7.	Western Carolina	22	318	14.5	320	14.5	1.0
8.	The Citadel	22	337	15.3	355	16.1	0.9
9.	Mercer	24	330	13.8	366	15.3	0.9
10.	Samford	25	292	11.7	393	15.7	0.7

OFFENSIVE REBOUNDS		G	No.	Avg/G
1.	UNC Greensboro	24	308	12.8
2.	ETSU	24	276	11.5
3.	VMI	24	258	10.8
4.	Samford	25	263	10.5
5.	Mercer	24	252	10.5
6.	Western Carolina	22	222	10.1
7.	Chattanooga	24	233	9.7
8.	The Citadel	22	206	9.4
9.	Furman	24	194	8.1
10.	Wofford	24	191	8.0

DEFENSIVE REBOUNDS		G	No.	Avg/G
1.	Western Carolina	22	625	28.4
2.	The Citadel	22	595	27.0
3.	Chattanooga	24	625	26.0
4.	Samford	25	650	26.0
5.	Mercer	24	614	25.6
6.	VMI	24	597	24.9
7.	ETSU	24	588	24.5
8.	Furman	24	581	24.2
9.	UNC Greensboro	24	568	23.7
10.	Wofford	24	564	23.5

DEFENSIVE REB PCT.		G	D-Reb	Opp. OR	D-Reb%
1.	Chattanooga	24	625	199	.758
2.	Western Carolina	22	625	216	.743
3.	UNC Greensboro	24	568	204	.736
4.	Wofford	24	564	205	.733
5.	ETSU	24	588	214	.733
6.	Mercer	24	614	228	.729
7.	VMI	24	597	233	.719
8.	Furman	24	581	228	.718
9.	The Citadel	22	595	235	.717
10.	Samford	25	650	312	.676

OFFENSIVE REB PCT.		G	O-Reb	Opp. DR	O-Reb%
1.	UNC Greensboro	24	308	602	.338
2.	ETSU	24	276	541	.338
3.	Mercer	24	252	533	.321
4.	VMI	24	258	617	.295
5.	Western Carolina	22	222	532	.294
6.	Samford	25	263	654	.287
7.	Chattanooga	24	233	611	.276
8.	Wofford	24	191	559	.255
9.	The Citadel	22	206	603	.255
10.	Furman	24	194	598	.245

2019-20 Southern Conference
CONFERENCE BASKETBALL STATISTICS
Through games of Feb 07, 2020 (All games)

3-POINT FG MADE	G	No.	Avg/G
1. VMI	24	254	10.6
2. Western Carolina	22	217	9.9
3. Wofford	24	234	9.8
Furman	24	234	9.8
5. The Citadel	22	210	9.5
6. UNC Greensboro	24	209	8.7
7. Chattanooga	24	206	8.6
8. ETSU	24	185	7.7
9. Mercer	24	179	7.5
10. Samford	25	163	6.5

2019-20 Southern Conference
CONFERENCE BASKETBALL STATISTICS
Through games of Feb 07, 2020 (All games)

Team	Conference	Pct.	PF	PA	Overall	Pct.	PF	PA	Current unbeaten streak
ETSU	9-2	.818	71.9	63.8	20-4	.833	76.5	62.5	Furman -- 4
Furman	9-2	.818	75.5	68.1	19-5	.792	77.8	66.0	Wofford -- 3
UNC Greensboro	8-3	.727	75.2	68.5	18-6	.750	73.6	60.7	Western Carolina -- 2
Wofford	8-3	.727	71.5	65.3	16-8	.667	73.2	67.1	ETSU -- 2
Western Carolina	7-4	.636	77.6	76.6	15-7	.682	79.1	73.7	UNC Greensboro -- 1
Mercer	6-5	.545	70.7	70.2	12-12	.500	72.1	71.6	
Chattanooga	5-6	.455	74.1	71.9	14-10	.583	71.8	67.9	
Samford	2-9	.182	69.5	83.1	8-17	.320	74.2	80.0	
VMI	1-10	.091	69.6	76.3	6-18	.250	72.2	70.0	
The Citadel	0-11	.000	70.1	82.2	6-16	.273	77.6	79.9	

TEAM SUMMARIES	G	PF-PA	Avg score	Margin	FG-FGA	Pct.	3FG-FGA	Pct.	FT-FTA	Pct.	RebF	RebA	Margin
Chattanooga	24	1723-1630	71.8-67.9	+3.9	628-1403	.448	206-578	.356	261-380	.687	858	810	+2.0
ETSU	24	1835-1501	76.5-62.5	+13.9	656-1386	.473	185-542	.341	338-505	.669	864	755	+4.5
Furman	24	1867-1583	77.8-66.0	+11.8	678-1411	.481	234-662	.353	277-404	.686	775	826	-2.1
Mercer	24	1730-1719	72.1-71.6	+0.5	634-1400	.453	179-491	.365	283-386	.733	866	761	+4.4
Samford	25	1856-1999	74.2-80.0	-5.7	663-1503	.441	163-488	.334	367-505	.727	913	966	-2.1
The Citadel	22	1708-1758	77.6-79.9	-2.3	601-1365	.440	210-633	.332	296-429	.690	801	838	-1.7
UNC Greensboro	24	1767-1456	73.6-60.7	+13.0	659-1517	.434	209-652	.321	240-379	.633	876	806	+2.9
VMI	24	1734-1679	72.2-70.0	+2.3	619-1444	.429	254-718	.354	242-341	.710	855	850	+0.2
Western Carolina	22	1741-1622	79.1-73.7	+5.4	602-1287	.468	217-589	.368	320-460	.696	847	748	+4.5
Wofford	24	1758-1610	73.2-67.1	+6.2	628-1364	.460	234-656	.357	268-374	.717	755	764	-0.4

ATTENDANCE	Home	Average	Away	Average	Neutral	Average	Total	Average
Chattanooga	11-28997	2636	11-57852	5259	2-345	172	24-87194	3633
ETSU	14-63077	4506	10-42375	4238	0-0	0	24-105452	4394
Furman	12-25713	2143	11-35644	3240	1-0	0	24-61357	2557
Mercer	11-27636	2512	11-25987	2362	2-0	0	24-53623	2234
Samford	12-11629	969	13-31637	2434	0-0	0	25-43266	1731
The Citadel	10-7800	780	12-52682	4390	0-0	0	22-60482	2749
UNC Greensboro	14-48320	3451	10-43466	4347	0-0	0	24-91786	3824
VMI	12-16644	1387	10-27170	2717	2-204	102	24-44018	1834
Western Carolina	10-20743	2074	12-40331	3361	0-0	0	22-61074	2776
Wofford	11-19506	1773	13-50879	3914	0-0	0	24-70385	2933
Totals	117-270065	2308	113-408023	3611	7-549	78	237-678637	2863

2019-20 Southern Conference
INDIVIDUAL BASKETBALL STATISTICS
Through games of Feb 07, 2020 (All games)

To be ranked, a player must appear in at least 75.0% of their team's games.

SCORING								REBOUNDING							
	Cl	G	FG	3FG	FT	Pts	Avg/G		Cl	G	Off	Def	Total	Avg/G	
1. Isaiah Miller-UNCG	Jr	24	184	24	52	444	18.5	1. Carlos Dotson-WCU	Sr	21	58	145	203	9.7	
2. Josh Sharkey-SAM	Sr	22	126	28	119	399	18.1	2. Ethan Stair-MER	Sr	24	45	169	214	8.9	
3. Mason Faulkner-WCU	Jr	22	118	47	111	394	17.9	3. James Dickey-UNCG	Sr	24	67	140	207	8.6	
4. Djordje Dimitrijevic-MER	Sr	22	124	51	86	385	17.5	4. Kaelon Harris-CIT	Sr	21	39	119	158	7.5	
5. Jordan Lyons-FUR	Sr	24	124	63	94	405	16.9	5. Jalen Dupree-SAM	Sr	25	65	109	174	7.0	
6. Ethan Stair-MER	Sr	24	133	48	52	366	15.3	6. Robert Allen-SAM	So	24	45	113	158	6.6	
7. Nathan Hoover-WOF	Sr	24	114	59	69	356	14.8	7. Chevez Goodwin-WOF	Jr	24	59	94	153	6.4	
8. Matt Ryan-UTC	Sr	24	118	62	53	351	14.6	8. Clay Mounce-FUR	Jr	24	47	104	151	6.3	
9. Carlos Dotson-WCU	Sr	21	121	0	65	307	14.6	9. Bo Hodges-ETSU	Jr	24	36	107	143	6.0	
10. Noah Gurley-FUR	So	24	131	16	62	340	14.2	10. Garrett Gilkeson-VMI	Sr	24	37	104	141	5.9	
11. Brandon Austin-SAM	Sr	24	117	61	40	335	14.0	11. Mason Faulkner-WCU	Jr	22	17	110	127	5.8	
12. Kaiden Rice-CIT	Jr	22	103	66	28	300	13.6	12. Ramon Vila-UTC	Jr	24	59	78	137	5.7	
13. Clay Mounce-FUR	Jr	24	122	46	37	327	13.6	13. Eddie Davis III-CIT	Sr	20	34	79	113	5.7	
14. Bo Hodges-ETSU	Jr	24	126	14	59	325	13.5	14. Lucas N'Guessan-ETSU	Sr	24	38	97	135	5.6	
Tray Boyd III-ETSU	Sr	24	113	58	41	325	13.5	15. Jalen Slawson-FUR	So	24	34	92	126	5.3	
16. Kaelon Harris-CIT	Sr	21	92	18	80	282	13.4	16. Onno Steger-WCU	Sr	22	34	78	112	5.1	
17. David Jean-Baptiste-UTC	Jr	24	118	42	41	319	13.3	17. Tyler Creammer-VMI	Sr	24	48	74	122	5.1	
18. Robert Allen-SAM	So	24	121	20	50	312	13.0	18. Maciej Bender-MER	Jr	24	44	76	120	5.0	
19. Travis Eeve-VMI	Fr	24	101	57	36	295	12.3	Rod Johnson-UTC	Jr	23	23	92	115	5.0	
20. Storm Murphy-WOF	Jr	23	103	45	27	278	12.1	20. Kaleb Hunter-UNCG	So	19	28	64	92	4.8	
21. Ramon Vila-UTC	Jr	24	126	1	35	288	12.0								
22. Fletcher Abee-CIT	Fr	22	86	58	31	261	11.9								
23. Chevez Goodwin-WOF	Jr	24	121	0	40	282	11.8								
24. Jalen Dupree-SAM	Sr	25	105	10	69	289	11.6								
25. Onno Steger-WCU	Sr	22	80	48	38	246	11.2								
26. Garrett Gilkeson-VMI	Sr	24	86	37	56	265	11.0								
27. Matt Halvorsen-WCU	Jr	22	71	62	33	237	10.8								
28. Mike Bothwell-FUR	So	24	92	37	25	246	10.3								
29. Kamdyn Curfman-VMI	Fr	24	78	61	15	232	9.7								
30. Kaleb Hunter-UNCG	So	19	67	10	38	182	9.6								

FIELD GOAL PCT						ASSISTS				
	Cl	G	FGM	FGA	Pct.		Cl	G	No.	Avg/G
1. Chevez Goodwin-WOF	Jr	24	121	191	.634	1. Josh Sharkey-SAM	Sr	22	162	7.4
2. Lucas N'Guessan-ETSU	Sr	24	72	115	.626	2. Mason Faulkner-WCU	Jr	22	137	6.2
3. Carlos Dotson-WCU	Sr	21	121	197	.614	3. Tyson Batiste-CIT	Sr	22	123	5.6
4. Ramon Vila-UTC	Jr	24	126	208	.606	4. Garrett Gilkeson-VMI	Sr	24	84	3.5
5. Noah Gurley-FUR	So	24	131	233	.562	5. Alex Hunter-FUR	Jr	24	82	3.4
6. James Dickey-UNCG	Sr	24	79	144	.549	6. Djordje Dimitrijevic-MER	Sr	22	69	3.1
7. Jalen Dupree-SAM	Sr	25	105	195	.538	7. Storm Murphy-WOF	Jr	23	70	3.0
8. Mike Bothwell-FUR	So	24	92	176	.523	8. Isaiah Miller-UNCG	Jr	24	70	2.9
9. Clay Mounce-FUR	Jr	24	122	239	.510	Isaiah Tisdale-ETSU	Sr	24	70	2.9
10. Bo Hodges-ETSU	Jr	24	126	247	.510	10. Greg Parham-VMI	Jr	23	65	2.8
11. Kaleb Hunter-UNCG	So	19	67	136	.493	11. Daivien Williamson-ETSU	So	24	63	2.6
12. Ethan Stair-MER	Sr	24	133	275	.484	12. Bo Hodges-ETSU	Jr	24	61	2.5
13. Storm Murphy-WOF	Jr	23	103	216	.477	13. Maurice Commander-UTC	So	23	56	2.4
14. Daivien Williamson-ETSU	So	24	78	168	.464	14. Jordan Lyons-FUR	Sr	24	55	2.3
15. Josh Sharkey-SAM	Sr	22	126	272	.463	Travis Eeve-VMI	Fr	24	55	2.3

2019-20 Southern Conference
INDIVIDUAL BASKETBALL STATISTICS
Through games of Feb 07, 2020 (All games)

FREE THROW PCT					
	Cl	G	FTM	FTA	Pct.
1. Nathan Hoover-WOF	Sr	24	69	74	.932
2. Matt Ryan-UTC	Sr	24	53	61	.869
3. Ethan Stair-MER	Sr	24	52	61	.852
4. Djordje Dimitrijevic-MER	Sr	22	86	103	.835
5. Jordan Lyons-FUR	Sr	24	94	114	.825
6. Jalen Dupree-SAM	Sr	25	69	85	.812
7. Garrett Gilkeson-VMI	Sr	24	56	72	.778
8. Josh Sharkey-SAM	Sr	22	119	154	.773
9. Mason Faulkner-WCU	Jr	22	111	146	.760
10. Kaleb Hunter-UNCG	So	19	38	53	.717
11. Kaelon Harris-CIT	Sr	21	80	112	.714
12. Lucas N'Guessan-ETSU	Sr	24	56	79	.709
13. Noah Gurley-FUR	So	24	62	90	.689
14. Myles Lewis-VMI	Jr	24	48	75	.640
15. Robert Allen-SAM	So	24	50	81	.617

STEALS				
	Cl	G	No.	Avg/G
1. Josh Sharkey-SAM	Sr	22	62	2.8
2. Isaiah Miller-UNCG	Jr	24	66	2.8
3. Isaiah Tisdale-ETSU	Sr	24	42	1.8
4. Djordje Dimitrijevic-MER	Sr	22	37	1.7
5. Clay Mounce-FUR	Jr	24	40	1.7
6. Garrett Gilkeson-VMI	Sr	24	37	1.5
7. Bo Hodges-ETSU	Jr	24	36	1.5
Tray Boyd III-ETSU	Sr	24	36	1.5
9. Patrick Good-ETSU	Jr	24	34	1.4
Jordan Lyons-FUR	Sr	24	34	1.4
11. Travis Eevee-VMI	Fr	24	32	1.3
12. Fletcher Abee-CIT	Fr	22	28	1.3
Mason Faulkner-WCU	Jr	22	28	1.3
14. Tyson Batiste-CIT	Sr	22	27	1.2
15. Keyshaun Langley-UNCG	Fr	24	29	1.2
Ethan Stair-MER	Sr	24	29	1.2
Brandon Austin-SAM	Sr	24	29	1.2

3-POINT FG PCT					
	Cl	G	3FG	FGA	Pct.
1. Kamar Robertson-MER	Fr	20	20	41	.488
2. Jonathan Scott-UTC	Sr	24	24	52	.462
3. Matt Halvorsen-WCU	Jr	22	62	147	.422
4. Onno Steger-WCU	Sr	22	48	114	.421
5. Storm Murphy-WOF	Jr	23	45	107	.421
6. Brandon Austin-SAM	Sr	24	61	146	.418
7. Mike Bothwell-FUR	So	24	37	90	.411
8. Trevor Stumpe-WOF	Sr	24	35	88	.398
9. Keyshaun Langley-UNCG	Fr	24	32	81	.395
10. Clay Mounce-FUR	Jr	24	46	118	.390
11. Djordje Dimitrijevic-MER	Sr	22	51	131	.389
12. Tray Boyd III-ETSU	Sr	24	58	149	.389
13. Isaiah Bigelow-WOF	Fr	24	28	72	.389
14. Fletcher Abee-CIT	Fr	22	58	150	.387
15. Rudy Fitzgibbons III-CIT	Fr	20	24	63	.381

3-POINT FG MADE				
	Cl	G	3FG	Avg/G
1. Kaiden Rice-CIT	Jr	22	66	3.0
2. Matt Halvorsen-WCU	Jr	22	62	2.8
3. Fletcher Abee-CIT	Fr	22	58	2.6
4. Jordan Lyons-FUR	Sr	24	63	2.6
5. Matt Ryan-UTC	Sr	24	62	2.6
6. Kamdyn Curfman-VMI	Fr	24	61	2.5
Brandon Austin-SAM	Sr	24	61	2.5
8. Nathan Hoover-WOF	Sr	24	59	2.5
9. Tray Boyd III-ETSU	Sr	24	58	2.4
10. Travis Eevee-VMI	Fr	24	57	2.4
11. Djordje Dimitrijevic-MER	Sr	22	51	2.3
12. Onno Steger-WCU	Sr	22	48	2.2
13. Mason Faulkner-WCU	Jr	22	47	2.1
14. Kyrin Galloway-UNCG	Sr	19	40	2.1
15. Ethan Stair-MER	Sr	24	48	2.0

BLOCKED SHOTS				
	Cl	G	No.	Avg/G
1. James Dickey-UNCG	Sr	24	42	1.8
2. Kyrin Galloway-UNCG	Sr	19	31	1.6
3. Lucas N'Guessan-ETSU	Sr	24	30	1.3
4. Chevez Goodwin-WOF	Jr	24	29	1.2
5. Robert Allen-SAM	So	24	28	1.2
6. Jalen Dupree-SAM	Sr	25	26	1.0
7. Maciej Bender-MER	Jr	24	24	1.0
Brady Spence-CIT	Fr	18	18	1.0
9. Messiah Jones-WOF	Fr	24	23	1.0
10. Bo Hodges-ETSU	Jr	24	22	0.9
11. Jake Stephens-VMI	So	24	21	0.9
12. Clay Mounce-FUR	Jr	24	19	0.8
Jalen Slawson-FUR	So	24	19	0.8
14. Noah Gurley-FUR	So	24	15	0.6
15. Xavier Cork-WCU	Fr	22	13	0.6

ASSIST/TURNOVER RATIO					
	Cl	G	Ast.	T/O	Ratio
1. Alex Hunter-FUR	Jr	24	82	25	3.3
2. Garrett Gilkeson-VMI	Sr	24	84	32	2.6
3. Tyson Batiste-CIT	Sr	22	123	65	1.9
4. Mason Faulkner-WCU	Jr	22	137	76	1.8
5. Storm Murphy-WOF	Jr	23	70	46	1.5
6. Josh Sharkey-SAM	Sr	22	162	127	1.3
7. Djordje Dimitrijevic-MER	Sr	22	69	58	1.2

2019-20 Southern Conference
INDIVIDUAL BASKETBALL STATISTICS
Through games of Feb 07, 2020 (All games)

OFFENSIVE REBOUNDS			
	Cl	G	No. Avg/G
1. James Dickey-UNCG	Sr	24	67 2.8
2. Carlos Dotson-WCU	Sr	21	58 2.8
3. Jalen Dupree-SAM	Sr	25	65 2.6
4. Chevez Goodwin-WOF	Jr	24	59 2.5
Ramon Vila-UTC	Jr	24	59 2.5
6. Isaiah Miller-UNCG	Jr	24	50 2.1
7. Tyler Creammer-VMI	Sr	24	48 2.0
8. Clay Mounce-FUR	Jr	24	47 2.0
9. Ethan Stair-MER	Sr	24	45 1.9
Robert Allen-SAM	So	24	45 1.9
11. Kaelon Harris-CIT	Sr	21	39 1.9
12. Maciej Bender-MER	Jr	24	44 1.8
Messiah Jones-WOF	Fr	24	44 1.8
14. Eddie Davis III-CIT	Sr	20	34 1.7
15. Lucas N'Guessan-ETSU	Sr	24	38 1.6

DEFENSIVE REBOUNDS			
	Cl	G	No. Avg/G
1. Ethan Stair-MER	Sr	24	169 7.0
2. Carlos Dotson-WCU	Sr	21	145 6.9
3. James Dickey-UNCG	Sr	24	140 5.8
4. Kaelon Harris-CIT	Sr	21	119 5.7
5. Mason Faulkner-WCU	Jr	22	110 5.0
6. Robert Allen-SAM	So	24	113 4.7
7. Bo Hodges-ETSU	Jr	24	107 4.5
8. Jalen Dupree-SAM	Sr	25	109 4.4
9. Garrett Gilkeson-VMI	Sr	24	104 4.3
Clay Mounce-FUR	Jr	24	104 4.3
11. Lucas N'Guessan-ETSU	Sr	24	97 4.0
12. Rod Johnson-UTC	Jr	23	92 4.0
13. Eddie Davis III-CIT	Sr	20	79 4.0
14. Chevez Goodwin-WOF	Jr	24	94 3.9
Nathan Hoover-WOF	Sr	24	94 3.9

MINUTES PLAYED			
	Cl	G	No. Avg/G
1. Ethan Stair-MER	Sr	24	834 34.8
2. Mason Faulkner-WCU	Jr	22	753 34.2
3. Djordje Dimitrijevic-MER	Sr	22	747 34.0
4. Josh Sharkey-SAM	Sr	22	737 33.5
5. Nathan Hoover-WOF	Sr	24	800 33.3
6. Matt Halvorsen-WCU	Jr	22	728 33.1
7. Jordan Lyons-FUR	Sr	24	790 32.9
8. Brandon Austin-SAM	Sr	24	786 32.8
9. Robert Allen-SAM	So	24	781 32.5
10. Garrett Gilkeson-VMI	Sr	24	775 32.3

2019-20 Southern Conference
Conference Team Highs
Through games of Feb 07, 2020 (All games)

TEAM HIGHS (highest totals made by)

Points	129	The Citadel vs Piedmont (12/10/19)
	117	ETSU vs Mars Hill (12/29/19)
	113	Samford at Houston Baptist (12/07/19)
	112	Wofford vs North Greenville (12/13/19)
	109	UNC Greensboro vs Averett (11/11/19)
Margin	76 (96-20)	VMI vs Christendom (11/20/19)
	72 (106-34)	UNC Greensboro vs William Peace (12/28/19)
	69 (117-48)	ETSU vs Mars Hill (12/29/19)
	68 (108-40)	The Citadel vs Carver (12/07/19)
	66 (98-32)	VMI vs Goucher (11/26/19)
Field goals made	46	The Citadel vs Piedmont (12/10/19)
	44	ETSU vs Mars Hill (12/29/19)
	43	Western Carolina vs Piedmont (12/28/19)
	41	Samford vs UVa-Wise (11/13/19)
	41	Mercer vs Milligan (12/28/19)
Field goal attempts	80	The Citadel vs Piedmont (12/10/19)
	79	Samford at Morehead State (11/05/19)
	79	Mercer vs Milligan (12/28/19)
	79	ETSU vs Mars Hill (12/29/19)
	78	UNC Greensboro at Wofford (01/04/20)
Field goal percentage	.698 (37-53)	VMI vs Christendom (11/20/19)
	.661 (39-59)	Wofford vs North Greenville (12/13/19)
	.649 (37-57)	Samford at Houston Baptist (12/07/19)
	.644 (38-59)	Furman vs Columbia Int'l (11/22/19)
	.643 (27-42)	Mercer at ETSU (01/29/20)
3-Pt FG made	19	Wofford vs North Greenville (12/13/19)
	18	VMI vs Stetson (12/07/19)
	17	Furman at Elon (11/26/19)
	17	VMI vs Goucher (11/26/19)
	17	Chattanooga vs Samford (01/11/20)
	17	Furman vs Samford (01/22/20)
3-Pt FG attempts	45	The Citadel at NC State (12/22/19)
	45	UNC Greensboro at Wofford (01/04/20)
	41	Furman at Alabama (11/19/19)
	41	The Citadel at Longwood (12/19/19)
	40	VMI vs Goucher (11/26/19)
	40	Wofford at North Carolina (12/15/19)
3-Pt percentage	.619 (13-21)	Samford at Houston Baptist (12/07/19)
	.615 (16-26)	VMI vs Christendom (11/20/19)
	.600 (9-15)	The Citadel vs UNC Asheville (11/09/19)
	.600 (6-10)	Mercer at UNC Greensboro (01/01/20)
	.594 (19-32)	Wofford vs North Greenville (12/13/19)
Free throws made	28	ETSU vs Delaware State (11/23/19)
	26	Samford at Houston Baptist (12/07/19)
	26	ETSU at UNC Greensboro (01/08/20)
	26	Western Carolina vs Mercer (01/11/20)
	26	Wofford at VMI (02/05/20)
Free throw attempts	43	Wofford at VMI (02/05/20)
	36	ETSU vs Delaware State (11/23/19)
	35	Western Carolina vs Mercer (01/11/20)
	34	Western Carolina at Jacksonville (11/21/19)
	33	ETSU at UNC Greensboro (01/08/20)
Free throw percentage	1.000 (13-13)	Wofford vs William & Mary (11/12/19)
	1.000 (6-6)	VMI vs Christendom (11/20/19)
	1.000 (6-6)	Wofford at Samford (01/08/20)

	1.000	(5-5)	VMI vs Samford (01/04/20)
	1.000	(4-4)	Chattanooga vs Wofford (01/15/20)
Rebounds	57		The Citadel vs Carver (12/07/19)
	56		ETSU vs Mars Hill (12/29/19)
	53		The Citadel vs Brevard (11/26/19)
	52		Samford vs Auburn Montgomery (12/03/19)
	50		Western Carolina vs Piedmont (12/28/19)
Assists	30		Furman vs Samford (01/22/20)
	29		Chattanooga vs Tennessee Wesleyan (12/08/19)
	28		Chattanooga vs Samford (01/11/20)
	27		Wofford vs North Greenville (12/13/19)
	26		Chattanooga at Samford (01/29/20)
Steals	23		UNC Greensboro vs William Peace (12/28/19)
	20		ETSU vs Milligan (12/15/19)
	18		Samford vs Auburn Montgomery (12/03/19)
	17		VMI vs Goucher (11/26/19)
	17		Mercer vs Milligan (12/28/19)
	17		ETSU vs Mars Hill (12/29/19)
	17		UNC Greensboro vs Mercer (01/01/20)
	17		UNC Greensboro at The Citadel (01/15/20)
Blocked shots	8		UNC Greensboro vs Averett (11/11/19)
	8		The Citadel vs Brevard (11/26/19)
	8		UNC Greensboro vs Kennesaw State (12/04/19)
	7		Samford at Morehead State (11/05/19)
	7		ETSU vs Newberry (11/06/19)
	7		ETSU at UT Martin (11/09/19)
	7		Wofford vs High Point (11/09/19)
	7		UNC Greensboro vs Appalachian State (11/18/19)
	7		ETSU vs Delaware State (11/23/19)
	7		Mercer at Samford (01/18/20)
Turnovers	32		The Citadel vs UNC Greensboro (01/15/20)
	26		Samford vs Troy (11/23/19)
	24		Mercer at St. John's (11/06/19)
	24		Mercer at UNC Greensboro (01/01/20)
	22		The Citadel at Georgia (11/12/19)
	22		VMI at Virginia Tech (12/21/19)
	22		Western Carolina at Tennessee Tech (12/21/19)
Fouls	28		Mercer at St. John's (11/06/19)
	28		UNC Greensboro vs Kennesaw State (12/04/19)
	28		UNC Greensboro vs ETSU (01/08/20)
	27		Furman at Auburn (12/05/19)
	27		VMI vs Wofford (02/05/20)

2019-20 Southern Conference
Conference Individual Highs
Through games of Feb 07, 2020 (All games)

INDIVIDUAL PLAYER GAME HIGHS

Points	40		Jordan Lyons (Furman) at VMI (01/01/20)
	35		Josh Sharkey (Samford) vs Chattanooga (01/29/20)
	34		Djordje Dimitrijevic (Mercer) at Western Carolina (01/11/20)
	33		Jordan Lyons (Furman) at Alabama (11/19/19)
	32		Kaelon Harris (The Citadel) at Wofford (01/11/20)
Field goals made	14		Josh Sharkey (Samford) vs Chattanooga (01/29/20)
	13		Jeromy Rodriguez (ETSU) at The Citadel (12/04/19)
	13		Isaiah Miller (UNC Greensboro) vs Mercer (01/01/20)
	12		Isaiah Miller (UNC Greensboro) vs Kennesaw State (12/04/19)
	12		Isaiah Miller (UNC Greensboro) at Radford (12/07/19)
	12		Mike Bothwell (Furman) at Chattanooga (01/08/20)
	12		Isaiah Miller (UNC Greensboro) vs Chattanooga (01/18/20)
	12		Bo Hodges (ETSU) vs Chattanooga (01/25/20)
Field goal attempts	25		Isaiah Miller (UNC Greensboro) vs Mercer (01/01/20)
	24		Josh Sharkey (Samford) at Morehead State (11/05/19)
	24		Josh Sharkey (Samford) vs Chattanooga (01/29/20)
	23		Isaiah Miller (UNC Greensboro) at Wofford (01/04/20)
	23		Isaiah Miller (UNC Greensboro) vs Chattanooga (01/18/20)
Field goal percentage	1.000	(10-10)	Noah Gurley (Furman) vs Southern Wesleyan (11/15/19)
	.917	(11-12)	Chevez Goodwin (Wofford) at The Citadel (01/29/20)
	.909	(10-11)	Carlos Dotson (Western Carolina) vs Chattanooga (12/03/19)
	.889	(8-9)	Kaleb Hunter (UNC Greensboro) vs Averett (11/11/19)
	.889	(8-9)	Ramon Vila (Chattanooga) vs Tennessee Wesleyan (12/08/19)
	.889	(8-9)	Messiah Jones (Wofford) vs North Greenville (12/13/19)
3-Pt FG made	10		Jordan Lyons (Furman) at VMI (01/01/20)
	8		Onno Steger (Western Carolina) at The Citadel (01/04/20)
	7		Patrick Good (ETSU) at UT Martin (11/09/19)
	7		Deandre Thomas (Samford) vs Troy (11/23/19)
	7		Isaiah Bigelow (Wofford) vs North Greenville (12/13/19)
3-Pt FG attempts	16		Jordan Lyons (Furman) at Alabama (11/19/19)
	15		Kaiden Rice (The Citadel) at NC State (12/22/19)
	14		Kaiden Rice (The Citadel) at Longwood (12/19/19)
	13		Angelo Allegri (UNC Greensboro) at Wofford (01/04/20)
	13		Matt Ryan (Chattanooga) at Samford (01/29/20)
3-Pt percentage	1.000	(5-5)	Stefan Kenic (Chattanooga) vs Samford (01/11/20)
	.875	(7-8)	Isaiah Bigelow (Wofford) vs North Greenville (12/13/19)
	.857	(6-7)	Matt Ryan (Chattanooga) vs Samford (01/11/20)
	.833	(10-12)	Jordan Lyons (Furman) at VMI (01/01/20)
	.833	(5-6)	Clay Mounce (Furman) vs Loyola Chicago (11/08/19)
	.833	(5-6)	Fletcher Abee (The Citadel) vs UNC Asheville (11/09/19)
	.833	(5-6)	David Jean-Baptiste (Chattanooga) vs South Alabama (11/15/19)
	.833	(5-6)	Daivien Williamson (ETSU) at Little Rock (11/30/19)
	.833	(5-6)	Kamdyn Curfman (VMI) at Virginia Tech (12/21/19)
	.833	(5-6)	Matt Halvorsen (Western Carolina) vs Piedmont (12/28/19)
Free throws made	13		Jordan Lyons (Furman) at Alabama (11/19/19)
	13		Kaelon Harris (The Citadel) at Longwood (12/19/19)
	12		Mason Faulkner (Western Carolina) vs Chattanooga (12/03/19)
	12		Djordje Dimitrijevic (Mercer) at Western Carolina (01/11/20)
	11		Mason Faulkner (Western Carolina) at Stetson (11/24/19)
	11		Josh Sharkey (Samford) vs Auburn Montgomery (12/03/19)
	11		Chevez Goodwin (Wofford) at VMI (02/05/20)
Free throw attempts	20		Chevez Goodwin (Wofford) at VMI (02/05/20)
	16		Mason Faulkner (Western Carolina) vs Chattanooga (12/03/19)
	15		Noah Gurley (Furman) vs UNC Greensboro (01/11/20)
	14		Kaelon Harris (The Citadel) at Longwood (12/19/19)

		14	Djordje Dimitrijevic (Mercer) at Western Carolina (01/11/20)
Free throw percentage	1.000	(13-13)	Jordan Lyons (Furman) at Alabama (11/19/19)
	1.000	(10-10)	Nathan Hoover (Wofford) at Western Carolina (01/25/20)
	1.000	(9-9)	Garrett Gilkeson (VMI) vs Western Carolina (01/08/20)
	1.000	(9-9)	Nathan Hoover (Wofford) vs The Citadel (01/11/20)
	1.000	(9-9)	Matt Ryan (Chattanooga) at Samford (01/29/20)
	1.000	(8-8)	Lucas N'Guessan (ETSU) vs Southern Utah (11/24/19)
	1.000	(8-8)	Jalen Dupree (Samford) at Houston Baptist (12/07/19)
	1.000	(8-8)	Jordan Lyons (Furman) at VMI (01/01/20)
	1.000	(8-8)	Eddie Davis III (The Citadel) at VMI (01/18/20)
	1.000	(8-8)	Jalen Dupree (Samford) vs Western Carolina (02/05/20)
Rebounds		17	Tyler Creammer (VMI) vs UC Davis (11/17/19)
		16	Jeromy Rodriguez (ETSU) at The Citadel (12/04/19)
		16	Ethan Stair (Mercer) at UNCW (12/16/19)
		15	Carlos Dotson (Western Carolina) at Georgia (11/05/19)
		15	Ethan Stair (Mercer) at ETSU (01/29/20)
Assists		15	Josh Sharkey (Samford) at Houston Baptist (12/07/19)
		15	Josh Sharkey (Samford) vs Alabama (12/18/19)
		14	Josh Sharkey (Samford) vs Troy (11/23/19)
		11	Tyson Batiste (The Citadel) at Southeast Missouri (11/19/19)
		10	Josh Sharkey (Samford) vs Kentucky Wesleyan (11/07/19)
		10	Mason Faulkner (Western Carolina) vs North Carolina A&T (11/12/19)
		10	Djordje Dimitrijevic (Mercer) vs Furman (12/20/19)
		10	Mason Faulkner (Western Carolina) at The Citadel (01/04/20)
		10	Josh Sharkey (Samford) at VMI (01/04/20)
		10	Mason Faulkner (Western Carolina) at Furman (01/15/20)
		10	Daivien Williamson (ETSU) at Chattanooga (02/05/20)
Steals		9	Isaiah Miller (UNC Greensboro) vs Mercer (01/01/20)
		8	Tray Boyd III (ETSU) vs Mars Hill (12/29/19)
		7	Mohammed Abdulsalam (UNC Greensboro) at Georgetown (11/30/19)
		7	Josh Sharkey (Samford) vs Auburn Montgomery (12/03/19)
		6	Keyshaun Langley (UNC Greensboro) vs Averett (11/11/19)
		6	Djordje Dimitrijevic (Mercer) at Georgia Southern (11/19/19)
		6	Tray Boyd III (ETSU) vs Delaware State (11/23/19)
		6	Josh Sharkey (Samford) at South Dakota State (11/27/19)
		6	Josh Sharkey (Samford) at Hawaii (12/15/19)
		6	Isaiah Miller (UNC Greensboro) at Furman (01/11/20)
Blocked shots		4	Chevez Goodwin (Wofford) vs High Point (11/09/19)
		4	James Dickey (UNC Greensboro) vs Appalachian State (11/18/19)
		4	Logan Dye (Samford) vs Manhattan (11/19/19)
		4	Onno Steger (Western Carolina) at Jacksonville (11/21/19)
		4	James Dickey (UNC Greensboro) vs Kennesaw State (12/04/19)
		4	Maciej Bender (Mercer) vs Furman (12/20/19)
		4	James Dickey (UNC Greensboro) vs Northern Kentucky (12/21/19)
		4	Jake Stephens (VMI) at USC Upstate (12/29/19)
		4	Chevez Goodwin (Wofford) vs The Citadel (01/11/20)
Turnovers		9	Josh Sharkey (Samford) vs UNC Greensboro (01/25/20)
		8	Josh Sharkey (Samford) at South Dakota State (11/27/19)
		8	Josh Sharkey (Samford) at Georgetown (12/21/19)
		8	Josh Sharkey (Samford) vs The Citadel (01/01/20)
		8	Josh Sharkey (Samford) at Furman (01/22/20)

2019-20 Southern Conference
CONFERENCE BASKETBALL STATISTICS
Through games of Feb 07, 2020 (Conference games only)

SCORING OFFENSE	G	W-L	Pts	Avg/G
1. Western Carolina	11	7-4	854	77.6
2. Furman	11	9-2	831	75.5
3. UNC Greensboro	11	8-3	827	75.2
4. Chattanooga	11	5-6	815	74.1
5. ETSU	11	9-2	791	71.9
6. Wofford	11	8-3	787	71.5
7. Mercer	11	6-5	778	70.7
8. The Citadel	11	0-11	771	70.1
9. VMI	11	1-10	766	69.6
10. Samford	11	2-9	765	69.5

SCORING DEFENSE	G	Pts	Avg/G
1. ETSU	11	702	63.8
2. Wofford	11	718	65.3
3. Furman	11	749	68.1
4. UNC Greensboro	11	753	68.5
5. Mercer	11	772	70.2
6. Chattanooga	11	791	71.9
7. VMI	11	839	76.3
8. Western Carolina	11	843	76.6
9. The Citadel	11	904	82.2
10. Samford	11	914	83.1

SCORING MARGIN	G	Offense	Defense	Margin
1. ETSU	11	71.9	63.8	+8.1
2. Furman	11	75.5	68.1	+7.5
3. UNC Greensboro	11	75.2	68.5	+6.7
4. Wofford	11	71.5	65.3	+6.3
5. Chattanooga	11	74.1	71.9	+2.2
6. Western Carolina	11	77.6	76.6	+1.0
7. Mercer	11	70.7	70.2	+0.5
8. VMI	11	69.6	76.3	-6.6
9. The Citadel	11	70.1	82.2	-12.1
10. Samford	11	69.5	83.1	-13.5

FREE THROW PCT	G	FTM	FTA	Pct.
1. Samford	11	176	224	.786
2. Mercer	11	122	157	.777
3. VMI	11	113	158	.715
4. Western Carolina	11	173	248	.698
5. Chattanooga	11	124	179	.693
6. The Citadel	11	149	220	.677
7. ETSU	11	145	217	.668
8. Wofford	11	124	187	.663
9. Furman	11	127	196	.648
10. UNC Greensboro	11	123	190	.647

FIELD GOAL PERCENTAGE	G	FGM	FGA	Pct.
1. Furman	11	301	626	.481
2. Mercer	11	287	598	.480
3. Chattanooga	11	297	634	.468
4. Western Carolina	11	290	623	.465
5. ETSU	11	287	624	.460
6. Wofford	11	286	625	.458
7. UNC Greensboro	11	306	704	.435
8. The Citadel	11	267	630	.424
9. Samford	11	264	635	.416
10. VMI	11	276	676	.408

FIELD GOAL PCT DEFENSE	G	FGM	FGA	Pct.
1. Wofford	11	256	630	.406
2. Western Carolina	11	300	710	.423
3. Mercer	11	276	631	.437
4. Furman	11	282	629	.448
5. ETSU	11	253	562	.450
6. VMI	11	281	614	.458
7. Chattanooga	11	299	652	.459
8. UNC Greensboro	11	256	556	.460
9. The Citadel	11	322	692	.465
10. Samford	11	336	699	.481

3-POINT FG PCT	G	3FGM	3FGA	Pct.
1. Mercer	11	82	223	.368
2. Chattanooga	11	97	264	.367
3. Western Carolina	11	101	277	.365
4. Furman	11	102	298	.342
5. UNC Greensboro	11	92	284	.324
6. VMI	11	101	317	.319
7. Wofford	11	91	291	.313
8. ETSU	11	72	236	.305
9. The Citadel	11	88	294	.299
10. Samford	11	61	208	.293

3-POINT FG PCT DEFENSE	G	3FGM	3FGA	Pct.
1. Western Carolina	11	82	293	.280
2. Wofford	11	90	313	.288
3. Chattanooga	11	69	229	.301
4. Furman	11	82	268	.306
5. ETSU	11	64	195	.328
6. Mercer	11	90	270	.333
7. VMI	11	91	261	.349
8. The Citadel	11	104	298	.349
9. UNC Greensboro	11	83	226	.367
10. Samford	11	132	339	.389

REBOUNDING OFFENSE	G	Rebounds	Avg/G
1. Western Carolina	11	422	38.4
2. VMI	11	391	35.5
3. Mercer	11	384	34.9
4. Chattanooga	11	381	34.6
5. UNC Greensboro	11	379	34.5
6. Wofford	11	371	33.7
7. ETSU	11	370	33.6
8. Samford	11	369	33.5
9. The Citadel	11	355	32.3
10. Furman	11	348	31.6

REBOUNDING DEFENSE	G	Rebounds	Avg/G
1. Mercer	11	336	30.5
2. ETSU	11	346	31.5
3. Wofford	11	358	32.5
4. Chattanooga	11	364	33.1
5. Furman	11	370	33.6
6. UNC Greensboro	11	374	34.0
7. Western Carolina	11	381	34.6
8. VMI	11	405	36.8
9. Samford	11	412	37.5
10. The Citadel	11	424	38.5

2019-20 Southern Conference
CONFERENCE BASKETBALL STATISTICS
Through games of Feb 07, 2020 (Conference games only)

REBOUNDING MARGIN	G	Team	Avg.	Opp.	Avg.	Margin
1.	11	Mercer	384	34.9	336	30.5 +4.4
2.	11	Western Carolina	422	38.4	381	34.6 +3.7
3.	11	ETSU	370	33.6	346	31.5 +2.2
4.	11	Chattanooga	381	34.6	364	33.1 +1.5
5.	11	Wofford	371	33.7	358	32.5 +1.2
6.	11	UNC Greensboro	379	34.5	374	34.0 +0.5
7.	11	VMI	391	35.5	405	36.8 -1.3
8.	11	Furman	348	31.6	370	33.6 -2.0
9.	11	Samford	369	33.5	412	37.5 -3.9
10.	11	The Citadel	355	32.3	424	38.5 -6.3

BLOCKED SHOTS	G	No.	Avg/G	
1.	11	Mercer	38	3.5
2.	11	UNC Greensboro	37	3.4
3.	11	Samford	36	3.3
4.	11	ETSU	35	3.2
5.	11	Furman	31	2.8
6.	11	The Citadel	30	2.7
7.	11	Wofford	29	2.6
8.	11	VMI	19	1.7
9.	11	Chattanooga	18	1.6
10.	11	Western Carolina	15	1.4

ASSISTS	G	No.	Avg/G	
1.	11	VMI	175	15.9
2.	11	Furman	166	15.1
3.	11	Chattanooga	160	14.5
4.	11	Western Carolina	155	14.1
5.	11	ETSU	144	13.1
6.	11	The Citadel	143	13.0
7.	11	Wofford	137	12.5
8.	11	Mercer	136	12.4
9.	11	UNC Greensboro	130	11.8
10.	11	Samford	99	9.0

STEALS	G	No.	Avg/G	
1.	11	UNC Greensboro	119	10.8
2.	11	ETSU	91	8.3
3.	11	Furman	81	7.4
4.	11	The Citadel	71	6.5
5.	11	Samford	66	6.0
	11	VMI	66	6.0
7.	11	Wofford	65	5.9
8.	11	Mercer	63	5.7
9.	11	Chattanooga	48	4.4
10.	11	Western Carolina	46	4.2

TURNOVER MARGIN	G	Team	Avg.	Opp.	Avg.	Margin
1.	11	UNC Greensboro	130	11.8	209	19.0 +7.2
2.	11	ETSU	122	11.1	165	15.0 +3.9
3.	11	Furman	139	12.6	162	14.7 +2.1
4.	11	Wofford	136	12.4	152	13.8 +1.5
5.	11	VMI	148	13.5	141	12.8 -0.6
6.	11	Samford	159	14.5	149	13.5 -0.9
7.	11	Chattanooga	129	11.7	109	9.9 -1.8
8.	11	The Citadel	180	16.4	145	13.2 -3.2
9.	11	Mercer	171	15.5	129	11.7 -3.8
10.	11	Western Carolina	151	13.7	104	9.5 -4.3

ASSIST/TURNOVER RATIO	G	Ast.	Avg.	T/O	Avg.	Ratio	
1.	11	Chattanooga	160	14.5	129	11.7	1.2
2.	11	Furman	166	15.1	139	12.6	1.2
3.	11	VMI	175	15.9	148	13.5	1.2
4.	11	ETSU	144	13.1	122	11.1	1.2
5.	11	Western Carolina	155	14.1	151	13.7	1.0
6.	11	Wofford	137	12.5	136	12.4	1.0
7.	11	UNC Greensboro	130	11.8	130	11.8	1.0
8.	11	Mercer	136	12.4	171	15.5	0.8
9.	11	The Citadel	143	13.0	180	16.4	0.8
10.	11	Samford	99	9.0	159	14.5	0.6

OFFENSIVE REBOUNDS	G	No.	Avg/G	
1.	11	UNC Greensboro	131	11.9
2.	11	VMI	122	11.1
3.	11	ETSU	118	10.7
4.	11	Samford	106	9.6
5.	11	Western Carolina	102	9.3
6.	11	Mercer	97	8.8
7.	11	Chattanooga	93	8.5
8.	11	The Citadel	86	7.8
9.	11	Furman	85	7.7
10.	11	Wofford	83	7.5

DEFENSIVE REBOUNDS	G	No.	Avg/G	
1.	11	Western Carolina	320	29.1
2.	11	Chattanooga	288	26.2
	11	Wofford	288	26.2
4.	11	Mercer	287	26.1
5.	11	The Citadel	269	24.5
	11	VMI	269	24.5
7.	11	Furman	263	23.9
	11	Samford	263	23.9
9.	11	ETSU	252	22.9
10.	11	UNC Greensboro	248	22.5

DEFENSIVE REB PCT.	G	D-Reb	Opp. OR	D-Reb%	
1.	11	Chattanooga	288	89	.764
2.	11	Wofford	288	90	.762
3.	11	ETSU	252	86	.746
4.	11	Western Carolina	320	111	.742
5.	11	UNC Greensboro	248	92	.729
6.	11	Mercer	287	108	.727
7.	11	Furman	263	99	.727
8.	11	VMI	269	105	.719
9.	11	The Citadel	269	120	.692
10.	11	Samford	263	123	.681

OFFENSIVE REB PCT.	G	O-Reb	Opp. DR	O-Reb%	
1.	11	UNC Greensboro	131	282	.317
2.	11	ETSU	118	260	.312
3.	11	Mercer	97	228	.298
4.	11	VMI	122	300	.289
5.	11	Western Carolina	102	270	.274
6.	11	Samford	106	289	.268
7.	11	Chattanooga	93	275	.253
8.	11	Furman	85	271	.239
9.	11	Wofford	83	268	.236
10.	11	The Citadel	86	304	.221

2019-20 Southern Conference
CONFERENCE BASKETBALL STATISTICS
Through games of Feb 07, 2020 (Conference games only)

3-POINT FG MADE	G	No.	Avg/G
1. Furman	11	102	9.3
2. VMI	11	101	9.2
Western Carolina	11	101	9.2
4. Chattanooga	11	97	8.8
5. UNC Greensboro	11	92	8.4
6. Wofford	11	91	8.3
7. The Citadel	11	88	8.0
8. Mercer	11	82	7.5
9. ETSU	11	72	6.5
10. Samford	11	61	5.5

2019-20 Southern Conference
CONFERENCE BASKETBALL STATISTICS
Through games of Feb 07, 2020 (Conference games only)

Team	Conference	Pct.	PF	PA	Overall	Pct.	PF	PA	Current unbeaten streak
Furman	9-2	.818	75.5	68.1	9-2	.818	75.5	68.1	Furman -- 4
ETSU	9-2	.818	71.9	63.8	9-2	.818	71.9	63.8	Wofford -- 3
UNC Greensboro	8-3	.727	75.2	68.5	8-3	.727	75.2	68.5	ETSU -- 2
Wofford	8-3	.727	71.5	65.3	8-3	.727	71.5	65.3	Western Carolina -- 2
Western Carolina	7-4	.636	77.6	76.6	7-4	.636	77.6	76.6	UNC Greensboro -- 1
Mercer	6-5	.545	70.7	70.2	6-5	.545	70.7	70.2	
Chattanooga	5-6	.455	74.1	71.9	5-6	.455	74.1	71.9	
Samford	2-9	.182	69.5	83.1	2-9	.182	69.5	83.1	
VMI	1-10	.091	69.6	76.3	1-10	.091	69.6	76.3	
The Citadel	0-11	.000	70.1	82.2	0-11	.000	70.1	82.2	

TEAM SUMMARIES	G	PF-PA	Avg score	Margin	FG-FGA	Pct.	3FG-FGA	Pct.	FT-FTA	Pct.	RebF	RebA	Margin
Chattanooga	11	815-791	74.1-71.9	+2.2	297-634	.468	97-264	.367	124-179	.693	381	364	+1.5
ETSU	11	791-702	71.9-63.8	+8.1	287-624	.460	72-236	.305	145-217	.668	370	346	+2.2
Furman	11	831-749	75.5-68.1	+7.5	301-626	.481	102-298	.342	127-196	.648	348	370	-2.0
Mercer	11	778-772	70.7-70.2	+0.5	287-598	.480	82-223	.368	122-157	.777	384	336	+4.4
Samford	11	765-914	69.5-83.1	-13.5	264-635	.416	61-208	.293	176-224	.786	369	412	-3.9
The Citadel	11	771-904	70.1-82.2	-12.1	267-630	.424	88-294	.299	149-220	.677	355	424	-6.3
UNC Greensboro	11	827-753	75.2-68.5	+6.7	306-704	.435	92-284	.324	123-190	.647	379	374	+0.5
VMI	11	766-839	69.6-76.3	-6.6	276-676	.408	101-317	.319	113-158	.715	391	405	-1.3
Western Carolina	11	854-843	77.6-76.6	+1.0	290-623	.465	101-277	.365	173-248	.698	422	381	+3.7
Wofford	11	787-718	71.5-65.3	+6.3	286-625	.458	91-291	.313	124-187	.663	371	358	+1.2

ATTENDANCE	Home	Average	Away	Average	Neutral	Average	Total	Average
Chattanooga	6-16880	2813	5-17152	3430	0-0	0	11-34032	3094
ETSU	6-30740	5123	5-12554	2511	0-0	0	11-43294	3936
Furman	6-13420	2237	5-11591	2318	0-0	0	11-25011	2274
Mercer	5-15599	3120	6-14295	2382	0-0	0	11-29894	2718
Samford	6-3183	530	5-11452	2290	0-0	0	11-14635	1330
The Citadel	5-4910	982	6-15050	2508	0-0	0	11-19960	1815
UNC Greensboro	5-16209	3242	6-15781	2630	0-0	0	11-31990	2908
VMI	6-9281	1547	5-12930	2586	0-0	0	11-22211	2019
Western Carolina	5-13742	2748	6-9534	1589	0-0	0	11-23276	2116
Wofford	5-11457	2291	6-15082	2514	0-0	0	11-26539	2413
Totals	55-135421	2462	55-135421	2462	0-0	0	110-270842	2462

2019-20 Southern Conference
INDIVIDUAL BASKETBALL STATISTICS
Through games of Feb 07, 2020 (Conference games only)

To be ranked, a player must appear in at least 75.0% of their team's games.

SCORING								REBOUNDING							
	Cl	G	FG	3FG	FT	Pts	Avg/G		Cl	G	Off	Def	Total	Avg/G	
1. Isaiah Miller-UNCG	Jr	11	97	14	31	239	21.7	1. Carlos Dotson-WCU	Sr	10	30	79	109	10.9	
2. Djordje Dimitrijevic-MER	Sr	10	67	29	39	202	20.2	2. James Dickey-UNCG	Sr	11	29	69	98	8.9	
3. Josh Sharkey-SAM	Sr	11	68	17	53	206	18.7	3. Ethan Stair-MER	Sr	11	19	68	87	7.9	
Jordan Lyons-FUR	Sr	11	62	36	46	206	18.7	4. Jalen Dupree-SAM	Sr	11	29	49	78	7.1	
5. Mason Faulkner-WCU	Jr	11	61	22	61	205	18.6	5. Robert Allen-SAM	So	11	16	60	76	6.9	
6. Carlos Dotson-WCU	Sr	10	68	0	33	169	16.9	6. Kaelon Harris-CIT	Sr	10	15	53	68	6.8	
7. Nathan Hoover-WOF	Sr	11	58	29	34	179	16.3	7. Chevez Goodwin-WOF	Jr	11	25	48	73	6.6	
8. Matt Ryan-UTC	Sr	11	59	29	22	169	15.4	8. Lucas N'Guessan-ETSU	Sr	11	20	52	72	6.5	
9. Chevez Goodwin-WOF	Jr	11	71	0	20	162	14.7	9. Garrett Gilkeson-VMI	Sr	11	20	49	69	6.3	
10. Ramon Vila-UTC	Jr	11	66	0	22	154	14.0	10. Bo Hodges-ETSU	Jr	11	10	58	68	6.2	
11. David Jean-Baptiste-UTC	Jr	11	57	20	17	151	13.7	11. Mason Faulkner-WCU	Jr	11	11	54	65	5.9	
12. Kaiden Rice-CIT	Jr	11	50	30	20	150	13.6	Maciej Bender-MER	Jr	11	23	42	65	5.9	
13. Garrett Gilkeson-VMI	Sr	11	49	21	30	149	13.5	13. Clay Mounce-FUR	Jr	11	22	42	64	5.8	
14. Tray Boyd III-ETSU	Sr	11	50	28	18	146	13.3	14. Ramon Vila-UTC	Jr	11	29	33	62	5.6	
15. Noah Gurley-FUR	So	11	57	5	24	143	13.0	15. Jalen Slawson-FUR	So	11	19	40	59	5.4	
Kaelon Harris-CIT	Sr	10	44	7	35	130	13.0	16. Onno Steger-WCU	Sr	11	19	39	58	5.3	
17. Clay Mounce-FUR	Jr	11	54	17	17	142	12.9	17. Isaiah Tisdale-ETSU	Sr	11	21	35	56	5.1	
Onno Steger-WCU	Sr	11	47	29	19	142	12.9	18. Isaiah Miller-UNCG	Jr	11	23	31	54	4.9	
19. Robert Allen-SAM	So	11	52	7	25	136	12.4	19. Noah Gurley-FUR	So	11	12	41	53	4.8	
20. Brandon Austin-SAM	Sr	10	40	23	20	123	12.3	20. Rod Johnson-UTC	Jr	10	10	38	48	4.8	
21. Fletcher Abee-CIT	Fr	11	42	28	19	131	11.9								
22. Bo Hodges-ETSU	Jr	11	50	5	24	129	11.7								
23. Ethan Stair-MER	Sr	11	50	14	14	128	11.6								
24. Travis Eeve-VMI	Fr	11	39	18	23	119	10.8								
25. Mike Bothwell-FUR	So	11	43	18	12	116	10.5								
26. Greg Parham-VMI	Jr	11	46	18	5	115	10.5								
27. Matt Halvorsen-WCU	Jr	11	31	29	23	114	10.4								
28. Jalen Dupree-SAM	Sr	11	40	1	29	110	10.0								
Jeff Gary-MER	Jr	11	40	15	15	110	10.0								
30. Lucas N'Guessan-ETSU	Sr	11	41	2	23	107	9.7								

FIELD GOAL PCT						ASSISTS				
	Cl	G	FGM	FGA	Pct.		Cl	G	No.	Avg/G
1. Chevez Goodwin-WOF	Jr	11	71	98	.724	1. Mason Faulkner-WCU	Jr	11	67	6.1
2. Lucas N'Guessan-ETSU	Sr	11	41	63	.651	2. Josh Sharkey-SAM	Sr	11	58	5.3
3. Carlos Dotson-WCU	Sr	10	68	105	.648	3. Tyson Batiste-CIT	Sr	11	54	4.9
4. Ramon Vila-UTC	Jr	11	66	110	.600	4. Greg Parham-VMI	Jr	11	43	3.9
5. Noah Gurley-FUR	So	11	57	102	.559	5. Storm Murphy-WOF	Jr	11	42	3.8
6. Mike Bothwell-FUR	So	11	43	81	.531	6. Garrett Gilkeson-VMI	Sr	11	40	3.6
7. James Dickey-UNCG	Sr	11	35	66	.530	7. Alex Hunter-FUR	Jr	11	36	3.3
8. Ethan Stair-MER	Sr	11	50	97	.515	8. Isaiah Tisdale-ETSU	Sr	11	35	3.2
9. Jalen Dupree-SAM	Sr	11	40	79	.506	9. Djordje Dimitrijevic-MER	Sr	10	29	2.9
10. Clay Mounce-FUR	Jr	11	54	109	.495	10. Isaiah Miller-UNCG	Jr	11	30	2.7
11. Djordje Dimitrijevic-MER	Sr	10	67	137	.489	11. David Jean-Baptiste-UTC	Jr	11	29	2.6
12. Onno Steger-WCU	Sr	11	47	97	.485	12. Maurice Commander-UTC	So	10	26	2.6
13. Maciej Bender-MER	Jr	11	38	80	.475	13. Noah Gurley-FUR	So	11	27	2.5
14. Jake Stephens-VMI	So	11	34	72	.472	14. Daivien Williamson-ETSU	So	11	26	2.4
Daivien Williamson-ETSU	So	11	34	72	.472	15. Mike Bothwell-FUR	So	11	25	2.3
						Ethan Stair-MER	Sr	11	25	2.3
						A.J. Caldwell-UTC	So	11	25	2.3

2019-20 Southern Conference
INDIVIDUAL BASKETBALL STATISTICS
Through games of Feb 07, 2020 (Conference games only)

FREE THROW PCT		Cl	G	FTM	FTA	Pct.
1.	Matt Ryan-UTC	Sr	11	22	23	.957
2.	Matt Halvorsen-WCU	Jr	11	23	25	.920
3.	Nathan Hoover-WOF	Sr	11	34	37	.919
4.	Brandon Austin-SAM	Sr	10	20	23	.870
5.	Djordje Dimitrijevic-MER	Sr	10	39	45	.867
6.	Malik Massey-UNCG	Sr	11	23	27	.852
7.	Jalen Dupree-SAM	Sr	11	29	35	.829
8.	Travis Evey-VMI	Fr	11	23	29	.793
9.	Josh Sharkey-SAM	Sr	11	53	67	.791
10.	Garrett Gilkeson-VMI	Sr	11	30	38	.789
11.	Jordan Lyons-FUR	Sr	11	46	60	.767
12.	Mason Faulkner-WCU	Jr	11	61	81	.753
13.	Robert Allen-SAM	So	11	25	35	.714
14.	Messiah Jones-WOF	Fr	11	22	32	.688
15.	Kaelon Harris-CIT	Sr	10	35	52	.673

STEALS		Cl	G	No.	Avg/G
1.	Isaiah Miller-UNCG	Jr	11	41	3.7
2.	Josh Sharkey-SAM	Sr	11	20	1.8
3.	Bo Hodges-ETSU	Jr	11	19	1.7
4.	Isaiah Tisdale-ETSU	Sr	11	18	1.6
5.	Djordje Dimitrijevic-MER	Sr	10	16	1.6
6.	Jordan Lyons-FUR	Sr	11	17	1.5
	Patrick Good-ETSU	Jr	11	17	1.5
8.	Fletcher Abee-CIT	Fr	11	16	1.5
	Malik Massey-UNCG	Sr	11	16	1.5
10.	Ethan Stair-MER	Sr	11	15	1.4
11.	Kaleb Hunter-UNCG	So	9	12	1.3
12.	Mike Bothwell-FUR	So	11	14	1.3
13.	David Jean-Baptiste-UTC	Jr	11	13	1.2
	Garrett Gilkeson-VMI	Sr	11	13	1.2
	Travis Evey-VMI	Fr	11	13	1.2
	Keyshaun Langley-UNCG	Fr	11	13	1.2

3-POINT FG PCT		Cl	G	3FG	FGA	Pct.
1.	Onno Steger-WCU	Sr	11	29	60	.483
2.	Kamar Robertson-MER	Fr	10	13	28	.464
3.	A.J. Caldwell-UTC	So	11	11	25	.440
4.	Mike Bothwell-FUR	So	11	18	41	.439
5.	Keyshaun Langley-UNCG	Fr	11	15	35	.429
6.	Djordje Dimitrijevic-MER	Sr	10	29	69	.420
7.	Jordan Lyons-FUR	Sr	11	36	88	.409
8.	Matt Halvorsen-WCU	Jr	11	29	72	.403
9.	Stefan Kenic-UTC	Jr	11	12	30	.400
10.	Brandon Austin-SAM	Sr	10	23	59	.390
11.	Garrett Gilkeson-VMI	Sr	11	21	55	.382
12.	Josh Sharkey-SAM	Sr	11	17	45	.378
13.	David Jean-Baptiste-UTC	Jr	11	20	53	.377
14.	Greg Parham-VMI	Jr	11	18	48	.375
15.	Tray Boyd III-ETSU	Sr	11	28	75	.373

3-POINT FG MADE		Cl	G	3FG	Avg/G
1.	Jordan Lyons-FUR	Sr	11	36	3.3
2.	Djordje Dimitrijevic-MER	Sr	10	29	2.9
3.	Kaiden Rice-CIT	Jr	11	30	2.7
4.	Matt Ryan-UTC	Sr	11	29	2.6
	Nathan Hoover-WOF	Sr	11	29	2.6
	Matt Halvorsen-WCU	Jr	11	29	2.6
	Onno Steger-WCU	Sr	11	29	2.6
8.	Fletcher Abee-CIT	Fr	11	28	2.5
	Tray Boyd III-ETSU	Sr	11	28	2.5
10.	Brandon Austin-SAM	Sr	10	23	2.3
11.	Mason Faulkner-WCU	Jr	11	22	2.0
12.	Garrett Gilkeson-VMI	Sr	11	21	1.9
13.	Alex Hunter-FUR	Jr	11	20	1.8
	David Jean-Baptiste-UTC	Jr	11	20	1.8
15.	Tray Hollowell-WOF	Jr	11	18	1.6
	Greg Parham-VMI	Jr	11	18	1.6
	Kamdyn Curfman-VMI	Fr	11	18	1.6
	Mike Bothwell-FUR	So	11	18	1.6
	Travis Evey-VMI	Fr	11	18	1.6

BLOCKED SHOTS		Cl	G	No.	Avg/G
1.	Maciej Bender-MER	Jr	11	18	1.6
2.	James Dickey-UNCG	Sr	11	16	1.5
3.	Messiah Jones-WOF	Fr	11	14	1.3
	Robert Allen-SAM	So	11	14	1.3
	Lucas N'Guessan-ETSU	Sr	11	14	1.3
6.	Jalen Slawson-FUR	So	11	12	1.1
7.	Jalen Dupree-SAM	Sr	11	11	1.0
	Brady Spence-CIT	Fr	9	9	1.0
9.	Chevez Goodwin-WOF	Jr	11	10	0.9
10.	Bo Hodges-ETSU	Jr	11	8	0.7
	Victor Bafutto-MER	So	11	8	0.7
12.	Clay Mounce-FUR	Jr	11	7	0.6
13.	Eddie Davis III-CIT	Sr	9	5	0.6
	Stephen Clark-CIT	Fr	9	5	0.6
15.	Jake Stephens-VMI	So	11	6	0.5

ASSIST/TURNOVER RATIO		Cl	G	Ast.	T/O	Ratio
1.	Isaiah Tisdale-ETSU	Sr	11	35	8	4.4
2.	Alex Hunter-FUR	Jr	11	36	17	2.1
3.	Garrett Gilkeson-VMI	Sr	11	40	19	2.1
4.	Storm Murphy-WOF	Jr	11	42	22	1.9
5.	Mason Faulkner-WCU	Jr	11	67	37	1.8
6.	Greg Parham-VMI	Jr	11	43	24	1.8
7.	Tyson Batiste-CIT	Sr	11	54	34	1.6
8.	Josh Sharkey-SAM	Sr	11	58	65	0.9

2019-20 Southern Conference
INDIVIDUAL BASKETBALL STATISTICS
Through games of Feb 07, 2020 (Conference games only)

OFFENSIVE REBOUNDS	Cl	G	No.	Avg/G
1. Carlos Dotson-WCU	Sr	10	30	3.0
2. Ramon Vila-UTC	Jr	11	29	2.6
Jalen Dupree-SAM	Sr	11	29	2.6
James Dickey-UNCG	Sr	11	29	2.6
5. Chevez Goodwin-WOF	Jr	11	25	2.3
6. Maciej Bender-MER	Jr	11	23	2.1
Isaiah Miller-UNCG	Jr	11	23	2.1
8. Clay Mounce-FUR	Jr	11	22	2.0
9. Messiah Jones-WOF	Fr	11	21	1.9
Isaiah Tisdale-ETSU	Sr	11	21	1.9
11. Kaleb Hunter-UNCG	So	9	17	1.9
12. Garrett Gilkeson-VMI	Sr	11	20	1.8
Lucas N'Guessan-ETSU	Sr	11	20	1.8
14. Onno Steger-WCU	Sr	11	19	1.7
Ethan Stair-MER	Sr	11	19	1.7
Jalen Slawson-FUR	So	11	19	1.7

DEFENSIVE REBOUNDS	Cl	G	No.	Avg/G
1. Carlos Dotson-WCU	Sr	10	79	7.9
2. James Dickey-UNCG	Sr	11	69	6.3
3. Ethan Stair-MER	Sr	11	68	6.2
4. Robert Allen-SAM	So	11	60	5.5
5. Kaelon Harris-CIT	Sr	10	53	5.3
6. Bo Hodges-ETSU	Jr	11	58	5.3
7. Mason Faulkner-WCU	Jr	11	54	4.9
8. Lucas N'Guessan-ETSU	Sr	11	52	4.7
9. Jalen Dupree-SAM	Sr	11	49	4.5
Garrett Gilkeson-VMI	Sr	11	49	4.5
11. Chevez Goodwin-WOF	Jr	11	48	4.4
12. Maciej Bender-MER	Jr	11	42	3.8
Clay Mounce-FUR	Jr	11	42	3.8
14. Rod Johnson-UTC	Jr	10	38	3.8
15. Nathan Hoover-WOF	Sr	11	41	3.7
A.J. Caldwell-UTC	So	11	41	3.7
Noah Gurley-FUR	So	11	41	3.7

MINUTES PLAYED	Cl	G	No.	Avg/G
1. Djordje Dimitrijevic-MER	Sr	10	356	35.6
2. Nathan Hoover-WOF	Sr	11	382	34.7
3. Jordan Lyons-FUR	Sr	11	379	34.5
4. Mason Faulkner-WCU	Jr	11	376	34.2
5. Garrett Gilkeson-VMI	Sr	11	375	34.1
6. Matt Halvorsen-WCU	Jr	11	374	34.0
7. Fletcher Abee-CIT	Fr	11	373	33.9
8. Ethan Stair-MER	Sr	11	366	33.3
9. Robert Allen-SAM	So	11	365	33.2
10. Brandon Austin-SAM	Sr	10	330	33.0

2019-20 Southern Conference
Conference Team Highs
Through games of Feb 07, 2020 (Conference games only)

TEAM HIGHS (highest totals made by)

Points	105	Chattanooga vs Samford (01/11/20)
	101	Furman vs Samford (01/22/20)
	98	Wofford vs UNC Greensboro (01/04/20)
	97	Western Carolina at VMI (01/08/20)
	96	ETSU at The Citadel (12/04/19)
Margin	38 (105-67)	Chattanooga vs Samford (01/11/20)
	25 (88-63)	ETSU vs Samford (01/15/20)
	24 (78-54)	Furman at The Citadel (01/25/20)
	24 (80-56)	Wofford vs Samford (02/01/20)
	23 (101-78)	Furman vs Samford (01/22/20)
	23 (92-69)	Chattanooga vs The Citadel (01/22/20)
Field goals made	23 (79-56)	Wofford at The Citadel (01/29/20)
	40	Chattanooga vs Samford (01/11/20)
	38	Furman vs Samford (01/22/20)
	36	ETSU at The Citadel (12/04/19)
	34	The Citadel vs Western Carolina (01/04/20)
	34	ETSU vs Samford (01/15/20)
Field goal attempts	34	Mercer at Samford (01/18/20)
	78	UNC Greensboro at Wofford (01/04/20)
	76	VMI vs Western Carolina (01/08/20)
	74	UNC Greensboro at The Citadel (01/15/20)
	74	VMI vs Mercer (01/25/20)
	73	Chattanooga vs Samford (01/11/20)
Field goal percentage	.643 (27-42)	Mercer at ETSU (01/29/20)
	.571 (28-49)	Furman at VMI (01/01/20)
	.571 (28-49)	Furman vs Mercer (02/05/20)
	.569 (33-58)	Wofford at The Citadel (01/29/20)
	.558 (29-52)	ETSU vs UNC Greensboro (02/01/20)
3-Pt FG made	17	Chattanooga vs Samford (01/11/20)
	17	Furman vs Samford (01/22/20)
	16	VMI vs Samford (01/04/20)
	15	Western Carolina at The Citadel (01/04/20)
	14	UNC Greensboro at Wofford (01/04/20)
	14	Wofford vs UNC Greensboro (01/04/20)
	14	Chattanooga at Samford (01/29/20)
3-Pt FG attempts	45	UNC Greensboro at Wofford (01/04/20)
	39	Furman vs Samford (01/22/20)
	39	VMI vs Mercer (01/25/20)
	39	UNC Greensboro at Western Carolina (01/29/20)
	38	VMI vs Samford (01/04/20)
3-Pt percentage	.600 (6-10)	Mercer at UNC Greensboro (01/01/20)
	.563 (9-16)	ETSU vs UNC Greensboro (02/01/20)
	.548 (17-31)	Chattanooga vs Samford (01/11/20)
	.542 (13-24)	Furman at VMI (01/01/20)
	.500 (11-22)	Mercer at VMI (01/25/20)
Free throws made	.500 (9-18)	Western Carolina vs Mercer (01/11/20)
	26	ETSU at UNC Greensboro (01/08/20)
	26	Western Carolina vs Mercer (01/11/20)
	26	Wofford at VMI (02/05/20)
	25	Samford vs Mercer (01/18/20)
Free throw attempts	24	Samford vs Western Carolina (02/05/20)
	43	Wofford at VMI (02/05/20)
	35	Western Carolina vs Mercer (01/11/20)
	33	ETSU at UNC Greensboro (01/08/20)
	31	ETSU vs VMI (01/11/20)

	31		Wofford vs The Citadel (01/11/20)
	31		Western Carolina vs ETSU (01/18/20)
Free throw percentage	1.000	(6-6)	Wofford at Samford (01/08/20)
	1.000	(5-5)	VMI vs Samford (01/04/20)
	1.000	(4-4)	Chattanooga vs Wofford (01/15/20)
	.923	(24-26)	Samford vs Western Carolina (02/05/20)
	.917	(11-12)	UNC Greensboro at Samford (01/25/20)
Rebounds	47		Western Carolina at VMI (01/08/20)
	46		VMI vs The Citadel (01/18/20)
	45		ETSU at The Citadel (12/04/19)
	45		Chattanooga vs The Citadel (01/22/20)
	44		VMI vs Mercer (01/25/20)
	44		Western Carolina at Chattanooga (02/01/20)
Assists	30		Furman vs Samford (01/22/20)
	28		Chattanooga vs Samford (01/11/20)
	26		Chattanooga at Samford (01/29/20)
	22		VMI vs Samford (01/04/20)
	22		VMI vs The Citadel (01/18/20)
Steals	17		UNC Greensboro vs Mercer (01/01/20)
	17		UNC Greensboro at The Citadel (01/15/20)
	16		UNC Greensboro at Furman (01/11/20)
	13		ETSU at Furman (01/04/20)
	13		Furman at The Citadel (01/25/20)
	13		UNC Greensboro vs The Citadel (02/05/20)
Blocked shots	7		Mercer at Samford (01/18/20)
	6		UNC Greensboro vs VMI (11/24/19)
	6		Mercer vs Furman (12/20/19)
	6		ETSU vs Wofford (01/01/20)
	6		Samford at Chattanooga (01/11/20)
	6		Wofford vs The Citadel (01/11/20)
	6		The Citadel vs Furman (01/25/20)
	6		Samford vs UNC Greensboro (01/25/20)
	6		UNC Greensboro at Samford (01/25/20)
	6		UNC Greensboro vs The Citadel (02/05/20)
Turnovers	32		The Citadel vs UNC Greensboro (01/15/20)
	24		Mercer at UNC Greensboro (01/01/20)
	21		Samford at Furman (01/22/20)
	21		The Citadel vs Furman (01/25/20)
	21		The Citadel at UNC Greensboro (02/05/20)
Fouls	28		UNC Greensboro vs ETSU (01/08/20)
	27		VMI vs Wofford (02/05/20)
	25		The Citadel at Samford (01/01/20)
	25		Mercer at Western Carolina (01/11/20)
	25		The Citadel at Wofford (01/11/20)

2019-20 Southern Conference
Conference Individual Highs
Through games of Feb 07, 2020 (Conference games only)

INDIVIDUAL PLAYER GAME HIGHS

Points	40		Jordan Lyons (Furman) at VMI (01/01/20)
	35		Josh Sharkey (Samford) vs Chattanooga (01/29/20)
	34		Djordje Dimitrijevic (Mercer) at Western Carolina (01/11/20)
	32		Kaelon Harris (The Citadel) at Wofford (01/11/20)
	31		Mason Faulkner (Western Carolina) vs Chattanooga (12/03/19)
	31		Isaiah Miller (UNC Greensboro) vs Mercer (01/01/20)
Field goals made	14		Josh Sharkey (Samford) vs Chattanooga (01/29/20)
	13		Jeromy Rodriguez (ETSU) at The Citadel (12/04/19)
	13		Isaiah Miller (UNC Greensboro) vs Mercer (01/01/20)
	12		Mike Bothwell (Furman) at Chattanooga (01/08/20)
	12		Isaiah Miller (UNC Greensboro) vs Chattanooga (01/18/20)
	12		Bo Hodges (ETSU) vs Chattanooga (01/25/20)
Field goal attempts	25		Isaiah Miller (UNC Greensboro) vs Mercer (01/01/20)
	24		Josh Sharkey (Samford) vs Chattanooga (01/29/20)
	23		Isaiah Miller (UNC Greensboro) at Wofford (01/04/20)
	23		Isaiah Miller (UNC Greensboro) vs Chattanooga (01/18/20)
	20		Isaiah Miller (UNC Greensboro) vs VMI (11/24/19)
	20		Matt Ryan (Chattanooga) at Western Carolina (12/03/19)
	20		Isaiah Miller (UNC Greensboro) vs ETSU (01/08/20)
	20		Isaiah Miller (UNC Greensboro) at Western Carolina (01/29/20)
Field goal percentage	.917	(11-12)	Chevez Goodwin (Wofford) at The Citadel (01/29/20)
	.909	(10-11)	Carlos Dotson (Western Carolina) vs Chattanooga (12/03/19)
	.867	(13-15)	Jeromy Rodriguez (ETSU) at The Citadel (12/04/19)
	.818	(9-11)	Jalen Dupree (Samford) at Furman (01/22/20)
	.818	(9-11)	Ramon Vila (Chattanooga) at Samford (01/29/20)
3-Pt FG made	10		Jordan Lyons (Furman) at VMI (01/01/20)
	8		Onno Steger (Western Carolina) at The Citadel (01/04/20)
	6		Travis Eeve (VMI) vs Samford (01/04/20)
	6		Matt Ryan (Chattanooga) vs Samford (01/11/20)
	6		Djordje Dimitrijevic (Mercer) vs VMI (01/15/20)
	6		Djordje Dimitrijevic (Mercer) at Samford (01/18/20)
	6		Isaiah Tisdale (ETSU) at Western Carolina (01/18/20)
	6		Jordan Lyons (Furman) vs Samford (01/22/20)
	6		Tray Boyd III (ETSU) vs UNC Greensboro (02/01/20)
3-Pt FG attempts	13		Angelo Allegri (UNC Greensboro) at Wofford (01/04/20)
	13		Matt Ryan (Chattanooga) at Samford (01/29/20)
	12		Jordan Lyons (Furman) at VMI (01/01/20)
	12		Onno Steger (Western Carolina) at The Citadel (01/04/20)
	12		Jordan Lyons (Furman) vs Samford (01/22/20)
	12		Fletcher Abee (The Citadel) vs Furman (01/25/20)
3-Pt percentage	1.000	(5-5)	Stefan Kenic (Chattanooga) vs Samford (01/11/20)
	.857	(6-7)	Matt Ryan (Chattanooga) vs Samford (01/11/20)
	.833	(10-12)	Jordan Lyons (Furman) at VMI (01/01/20)
	.750	(6-8)	Djordje Dimitrijevic (Mercer) at Samford (01/18/20)
	.714	(5-7)	Kyrin Galloway (UNC Greensboro) vs VMI (11/24/19)
	.714	(5-7)	Onno Steger (Western Carolina) vs Wofford (01/25/20)
Free throws made	12		Mason Faulkner (Western Carolina) vs Chattanooga (12/03/19)
	12		Djordje Dimitrijevic (Mercer) at Western Carolina (01/11/20)
	11		Chevez Goodwin (Wofford) at VMI (02/05/20)
	10		Mason Faulkner (Western Carolina) vs Mercer (01/11/20)
	10		Nathan Hoover (Wofford) at Western Carolina (01/25/20)
Free throw attempts	20		Chevez Goodwin (Wofford) at VMI (02/05/20)
	16		Mason Faulkner (Western Carolina) vs Chattanooga (12/03/19)
	15		Noah Gurley (Furman) vs UNC Greensboro (01/11/20)
	14		Djordje Dimitrijevic (Mercer) at Western Carolina (01/11/20)

	12	Josh Sharkey (Samford) at VMI (01/04/20)
	12	Mason Faulkner (Western Carolina) vs Mercer (01/11/20)
	12	Garrett Gilkeson (VMI) vs The Citadel (01/18/20)
	12	Josh Sharkey (Samford) at Furman (01/22/20)
Free throw percentage	1.000 (10-10)	Nathan Hoover (Wofford) at Western Carolina (01/25/20)
	1.000 (9-9)	Garrett Gilkeson (VMI) vs Western Carolina (01/08/20)
	1.000 (9-9)	Nathan Hoover (Wofford) vs The Citadel (01/11/20)
	1.000 (9-9)	Matt Ryan (Chattanooga) at Samford (01/29/20)
	1.000 (8-8)	Jordan Lyons (Furman) at VMI (01/01/20)
	1.000 (8-8)	Eddie Davis III (The Citadel) at VMI (01/18/20)
	1.000 (8-8)	Jalen Dupree (Samford) vs Western Carolina (02/05/20)
Rebounds	16	Jeromy Rodriguez (ETSU) at The Citadel (12/04/19)
	15	Ethan Stair (Mercer) at ETSU (01/29/20)
	14	Jalen Dupree (Samford) vs Wofford (01/08/20)
	14	Carlos Dotson (Western Carolina) at Chattanooga (02/01/20)
	14	Carlos Dotson (Western Carolina) at Samford (02/05/20)
Assists	10	Djordje Dimitrijevic (Mercer) vs Furman (12/20/19)
	10	Mason Faulkner (Western Carolina) at The Citadel (01/04/20)
	10	Josh Sharkey (Samford) at VMI (01/04/20)
	10	Mason Faulkner (Western Carolina) at Furman (01/15/20)
	10	Daivien Williamson (ETSU) at Chattanooga (02/05/20)
Steals	9	Isaiah Miller (UNC Greensboro) vs Mercer (01/01/20)
	6	Isaiah Miller (UNC Greensboro) at Furman (01/11/20)
	5	Sean Conway (VMI) vs Furman (01/01/20)
	5	Josh Sharkey (Samford) at Chattanooga (01/11/20)
	5	Bo Hodges (ETSU) vs Chattanooga (01/25/20)
Blocked shots	4	Maciej Bender (Mercer) vs Furman (12/20/19)
	4	Chevez Goodwin (Wofford) vs The Citadel (01/11/20)
	3	James Dickey (UNC Greensboro) vs VMI (11/24/19)
	3	Lucas N'Guessan (ETSU) vs Wofford (01/01/20)
	3	Eddie Davis III (The Citadel) at Samford (01/01/20)
	3	Jalen Slawson (Furman) vs ETSU (01/04/20)
	3	Lucas N'Guessan (ETSU) at UNC Greensboro (01/08/20)
	3	Clay Mounce (Furman) at Chattanooga (01/08/20)
	3	Robert Allen (Samford) at Chattanooga (01/11/20)
	3	Maciej Bender (Mercer) at Western Carolina (01/11/20)
	3	Maciej Bender (Mercer) at Samford (01/18/20)
	3	Jalen Dupree (Samford) at Furman (01/22/20)
	3	Jalen Slawson (Furman) vs Samford (01/22/20)
	3	Justin Brown (Chattanooga) vs The Citadel (01/22/20)
	3	Robert Allen (Samford) vs UNC Greensboro (01/25/20)
	3	Kyrin Galloway (UNC Greensboro) at Samford (01/25/20)
	3	Maciej Bender (Mercer) at VMI (01/25/20)
	3	Kyrin Galloway (UNC Greensboro) at Western Carolina (01/29/20)
	3	Xavier Cork (Western Carolina) at Samford (02/05/20)
	3	Jake Stephens (VMI) vs Wofford (02/05/20)
Turnovers	9	Josh Sharkey (Samford) vs UNC Greensboro (01/25/20)
	8	Josh Sharkey (Samford) vs The Citadel (01/01/20)
	8	Josh Sharkey (Samford) at Furman (01/22/20)
	7	Mason Faulkner (Western Carolina) at VMI (01/08/20)
	7	Tyson Batiste (The Citadel) vs UNC Greensboro (01/15/20)
	7	Josh Sharkey (Samford) at ETSU (01/15/20)
	7	Josh Sharkey (Samford) at Wofford (02/01/20)