



# SOUTHERN CONFERENCE MEN'S BASKETBALL

# 2022-23



702 North Pine Street, Spartanburg, SC 29303 • 864-591-5100 • Fax: 864-591-3448

Phil Perry, Associate Commissioner for Media Relations (MBK contact)

facebook.com/SouthernConference • twitter.com/SoConSports • instagram.com/SouthernConference

## 2022-23 SOUTHERN CONFERENCE BASKETBALL STANDINGS

	Conference					Overall					
	W-L	Pct.	H	A	ST	W-L	Pct.	H	A	N	ST
Samford	13-2	.867	8-0	5-2	W5	19-9	.679	13-2	6-7	0-0	W5
Furman	12-3	.800	6-1	6-2	L1	21-7	.750	13-2	7-3	1-2	L1
UNCG	12-3	.800	6-2	6-1	L1	18-10	.643	10-3	7-5	1-2	L1
Western Carolina	8-7	.533	5-3	3-4	W1	15-13	.536	8-5	5-8	2-0	W1
Chattanooga	7-8	.467	4-3	3-5	W3	15-13	.536	9-5	6-8	0-0	W3
Wofford	6-9	.400	4-4	2-5	W1	14-14	.500	11-4	3-10	0-0	W1
ETSU	6-9	.400	2-5	4-4	L1	10-18	.357	5-9	4-8	1-1	L1
Mercer	5-10	.333	2-5	3-5	L3	12-16	.429	6-6	4-9	2-1	L3
The Citadel	5-10	.333	3-5	2-5	W1	10-18	.357	5-8	4-9	1-1	W1
VMI	1-14	.067	0-7	1-7	L4	6-22	.214	5-7	1-13	0-2	L4

## UPCOMING SCHEDULE (ALL TIMES EASTERN)

### Feb. 18 (Saturday)

- \*UNCG at Chattanooga, 12 p.m. CBSSN
- \*Wofford at The Citadel, 1 p.m. ESPN+
- \*Samford at VMI, 1 p.m. Nexstar/ESPN+
- \*Western Carolina at Mercer, 2 p.m. ESPN+

### Ingles SoCon Games of the Week Nexstar affiliates

WMYT/My 12 (Charlotte)  
 WWCW/The CW Virginia (Lynchburg/Roanoke)  
 WYCW/The CW62 (Greenville/Spartanburg/Asheville)

**Play-by-play:** David Jackson  
**Analyst:** Ralph Patterson

### Feb. 19 (Sunday)

- \*ETSU at Furman, 6 p.m. ESPN

### Feb. 22 (Wednesday)

- \*The Citadel at ETSU, 7 p.m. ESPN+
- \*Mercer at Furman, 7 p.m. ESPN+
- \*Western Carolina at UNCG, 7 p.m. ESPN+
- \*Samford at Chattanooga, 7 p.m. ESPN+
- \*Wofford at VMI, 7 p.m. ESPN+

### Feb. 25 (Saturday)

- \*The Citadel at Mercer, 2 p.m. ESPN+
- \*Furman at Samford, 3 p.m. CBSSN
- \*UNCG at ETSU, 4 p.m. WCYB/ESPN+
- \*VMI at Western Carolina, 4 p.m. ESPN+
- \*Chattanooga at Wofford, 7 p.m. Nexstar/ESPN+

### March 3 (Friday)

Ingles SoCon Championship  
 5 p.m., 7:30 p.m. ESPN+  
 (Harrah's Cherokee Center – Asheville; Asheville N.C.)

### March 4 (Saturday)

Ingles SoCon Championship  
 12 p.m., 2:30 p.m., 6 p.m., 8:30 p.m. Nexstar/ESPN+  
 (Harrah's Cherokee Center – Asheville; Asheville N.C.)

## SoCon PLAYER OF THE WEEK (2/13)

### Tre Jackson, R-Jr., G, Western Carolina

Western Carolina guard Tre Jackson has been named the Southern Conference Men's Basketball Player of the Week for all contests from Feb. 6-12 after averaging 37.0 points and 3.5 rebounds per game in a pair of conference contests on the week.

Jackson opened his week with a career-high 47 points, a program record at the Division I level, in Western Carolina's 95-91, double-overtime win at Wofford on Wednesday. The redshirt junior from Columbia, South Carolina, went 14-for-21 (.667) from the floor, matching the program record for made field goals, and was 8-for-15 from 3-point range and 11-for-11 from the free-throw line. Jackson, who had 43 of his points in regulation and added two steals and three rebounds on the day, scored the most points by a SoCon player and the second-most points by a Division I player this season. His 47 points were the most scored by a SoCon player since Furman's Jordan Lyons scored 54 points against North Greenville on Nov. 15, 2018.

Jackson followed his career game with another impressive effort in Saturday's 93-59 loss at league-leading Furman, scoring a game-high 27 points on 10-of-18 shooting (.556). He hit two of his five 3-point attempts (.400) and was 5-for-5 from the line in addition to grabbing four rebounds and recording an assist.

For the week, Jackson shot 61.5 percent from the floor (24-for-39), including a 10-for-20 effort from 3-point range (.500). He was perfect on 16 free-throw attempts.



## NOTES

• **UNCG and Chattanooga square off on CBS Sports Network at noon Saturday to get the Southern Conference's weekend slate under way, while VMI hosts Samford for the Ingles SoCon Game of the Week on select Nexstar affiliates an hour later. Furman hosts ETSU on Sunday on ESPN to cap the weekend's full SoCon slate.**

• **Samford downed UNCG 83-71 on Wednesday to claim sole possession of first place in the SoCon standings after Furman fell 69-65 at The Citadel.** The Bulldogs, Spartans and Paladins had entered play that day tied atop the standings, but Samford is now a game clear with three to play.

• **Bubba Parham scored a season-high 21 points to lead Samford past the Spartans.** The Bulldogs trailed 50-38 with 11:30 to play but outscored UNCG 45-21 the rest of the way to flip the 12-point deficit into a 12-point win.

• **VMI outscored Chattanooga 44-31 in the second half but suffered a 78-58 loss in UTC coach Dan Earl's return to Lexington, Virginia.** Freshman Rickey Bradley Jr. paced the Keydets with 20 points, 17 of which came in the second frame.

• **Chattanooga stormed out to a 47-14 halftime lead over VMI.** The Mocs matched their own NCAA Division I record, set earlier this season, with 10 different players hitting at least one 3-pointer and had 24 assists on 29 made field goals.

• **UNCG got 18 points from Keondre Kennedy and 17 from Keyshaun Langley in Wednesday's setback at Samford.** The Spartans also got 13 rebounds from Mohammed Abdulsalam but saw their four-game winning streak come to an close.

• **Furman saw its eight-game winning streak snapped Wednesday with its loss at The Citadel.** The Paladins led 52-47 with under 11 minutes to play, but The Citadel went on a 7-0 run to take its first lead of the second half and never trailed again. Furman's Jalen Slawson scored a game-high 22 points.

• **ETSU suffered a 68-66 setback at Western Carolina on Wednesday. The Bucs rallied from a 12-point second-half deficit to get within two, but their winning 3-point attempt at the buzzer was long.** Jordan King scored a game-high 23 points for ETSU.

• **After knocking off first-place Furman on Wednesday, The Citadel will look for its second straight win when it hosts Wofford on Saturday.** Stephen Clark scored 21 points for the Bulldogs in their win over the Paladins.

• **Wofford downed Mercer 70-67 on Wednesday.** The Terriers trailed by one with 47 seconds to play but outscored Mercer 4-0 from the free-throw line the rest of the way to grab the win. B.J. Mack had 22 points to lead all scorers.

• **Coupled with a 53-52 loss on Jan 4, Mercer's two losses to Wofford this season came by a combined four points.** Kamar Robertson had 14 points off the bench Wednesday for the Bears, who host Western Carolina on Saturday.

• **Western Carolina's win over ETSU on Wednesday completed the Catamounts' first season sweep of the Bucs since the 1984-85 season.** Tyler Harris's season-high 14 points paced four WCU players in double figures.

## ACTIVE SoCon CAREER LEADERS\*

Points scored	(SoCon career rank)
1,882	Mike Bothwell, FUR, 5th
1,851	Jake Stephens, UTC, Gr.
1,392	Bubba Parham, SAM, Sr.
1,390	Jalen Slawson, FUR, 5th
1,111	B.J. Mack, WOF, Sr.

Points scored per game (min. 800 points)	
17.78	Ques Glover (800/45 GP), SAM, Jr.
15.47	Bubba Parham (1,392/90), SAM, Sr.
14.57	Jordan King (874/60), ETSU, Jr.
13.89	B.J. Mack (1,111/80), WOF, Sr.
13.22	Jake Stephens (1,851/140), UTC, Gr.

Field-goal percentage (min. 240 made)	
.632	Messiah Jones (314-497), WOF, Sr.
.533	Stephen Clark (410-769), CIT, Sr.
.518	Mohammed Abdulsalam (303-585), UNCG, Gr.
.517	Logan Dye (423-818), SAM, Sr.
.516	Jalen Slawson (496-961), FUR, 5th

3-point field goals made	
231	Jake Stephens, UTC, Gr.
225	Bubba Parham, SAM, Sr.
207	Keyshaun Langley, UNCG, Sr.
199	Sean Conway, VMI, Sr.
187	Mike Bothwell, FUR, 5th

3-point field-goal percentage (min. 120 made)	
.384	Jake Stephens (231-602), UTC, Gr.
.373	A.J. Caldwell (163-437), UTC, R-Sr.
.373	Bubba Parham (225-604), SAM, Sr.
.369	Sean Conway (199-539), VMI, Sr.
.366	Jordan King (152-415), ETSU, Jr.

Free-throw percentage (min. 110 made)	
.825	Keyshaun Langley (170-206), UNCG, Sr.
.824	Mike Bothwell (355-431), FUR, 5th
.817	B.J. Mack (187-229), WOF, Sr.
.814	Ques Glover (179-220) SAM, Jr.
.812	Jake Stephens (358-441), UTC, Gr.

Rebounds	
934	Jake Stephens, UTC, Gr.
781	Jalen Slawson, FUR, 5th
708	Mohammed Abdulsalam, UNCG, Gr.
561	Sean Conway, VMI, Sr.
527	Stephen Clark, CIT, Sr.

Rebounds per game (min. 280 rebounds)	
7.30	Jermaine Marshall (409/56 GP), SAM, Jr.
6.67	Jake Stephens (934/140), UTC, Gr.
6.57	Vonterius Woolbright (355/54), WCU, Sr.
5.39	Jalen Slawson (781/145), FUR, 5th
5.16	Jaden Seymour (294/57), ETSU, So.

Blocked shots	
200	Jake Stephens, UTC, Gr.
185	Stephen Clark, CIT, Sr.
171	Jalen Slawson, FUR, 5th
68	Logan Dye, SAM, Sr.
62	Tyler Harris, WCU, Sr.

Steals	
185	Jalen Slawson, FUR, 5th
156	Keyshaun Langley, UNCG, Sr.
154	Mike Bothwell, FUR, 5th
139	Kobe Langley, UNCG, Sr.
99	A.J. Caldwell, UTC, R-Sr.

Assists	
358	Mike Bothwell, FUR, 5th
355	Jake Stephens, UTC, Gr.
346	Jalen Slawson, FUR, 5th
281	Keyshaun Langley, UNCG, Sr.
270	A.J. Caldwell, UTC, R-Sr.

Assists per game (min. 150 assists)	
4.31	Vonterius Woolbright (233/54 GP), WCU, Sr.
3.64	Ques Glover (164/45), SAM, Jr.
3.18	Dante Treacy (191/60), UNCG, Sr.
2.84	Bubba Parham (256/90), SAM, Sr.
2.73	Jordan King (164/60), ETSU, Jr.

\* Stats accrued at SoCon schools only

## SoCon RECORD BOOK

		TEAM
<b>3-point field goals made</b>		
<b>Game</b>		
1.	24	VMI vs. Furman 2/12/15
2.	23	The Citadel vs. Mid-Atlantic Christian 11/12/18
	23	The Citadel vs. High Point 11/27/18
4.	22	Georgia Southern vs. Chattanooga 1/17/05
	22	The Citadel vs. UNCG 2/28/19
	22	Samford vs. Belhaven 12/21/20
	22	Furman vs. North Greenville 11/9/21
	22	VMI vs. Carlow 11/9/21
	22	<b>Chattanooga vs. Covenant 11/19/22</b>
10.	21	Furman vs. Virginia Intermont 12/29/04
	21	VMI vs. Johnson 11/18/14
	21	The Citadel vs. Ogelthorpe 11/10/17
	21	Furman vs. North Greenville 11/15/18
	21	VMI vs. Campbellsville-Harrodsburg 12/15/20
	21	Furman vs. South Carolina State 12/21/20
	21	<b>Furman vs. Western Carolina 1/19/22</b>

		Rebounds
<b>Game</b>		
1.	78	George Wash. vs. Georgetown 1968-69
2.	76	Davidson vs. VMI 1/8/70
3.	70	VMI vs. Mid-Atlantic Christian 12/2/14
4.	69	<b>The Citadel vs. Morris 11/15/22</b>
5.	68	Davidson vs. Emory 11/9/07
6.	67	The Citadel vs. Clemson 11/25/00
	67	The Citadel vs. Johnson 11/13/16
8.	65	Georgia Southern vs. UC Davis 11/12/06
9.	64	ETSU vs. Reinhardt 12/3/18
	64	<b>Western Carolina vs. Brescia 11/13/22</b>

		Free-throw percentage
<b>Game (minimum 14 made)</b>		
	<b>Pct.</b>	<b>FT-FTA</b>
1.	100.0	31-31 Marshall vs. Davidson 12/17/79
2.	21-21	Davidson vs. Chattanooga 1/14/78
	21-21	The Citadel vs. Col. of Charleston 1/13/88
4.	20-20	The Citadel vs. Army 11/9/13
5.	19-19	Davidson vs. Furman 1/10/63
	19-19	The Citadel vs. VMI 1968
	19-19	ETSU vs. UNCG 3/6/17
8.	18-18	Western Caro. vs. Davidson 1/5/02
	18-18	The Citadel vs. ETSU 2/26/15
10.	17-17	Western Carolina vs. App State 1/15/11
	17-17	<b>The Citadel at VMI 1/21/23</b>

		INDIVIDUAL
<b>Blocked shots</b>		
<b>Career</b>		
1.	349	Kyle Hines, UNCG 2004-08
2.	308	Rans Brempong, WCU 2001-05
3.	270	Justin Tuoyo, UTC 2014-17
4.	269	George Singleton, FUR 1981-84
5.	238	Jody Lumpkin, CofC 1998-01
6.	222	James Dickey, UNCG 2016-20
7.	220	Jeremy Clayton, APP 2004-08
8.	215	Kirill Misyuchenko, CIT 1995-98
9.	213	Lucas Troutman, Elon 2010-14
10.	202	Lewis Preston, VMI 1990-93
---		
	200	<b>Jake Stephens, VMI/UTC 2018-pr.</b>

## SoCon COACHING RECORDS

Coach, school	Career (yrs.)	School (yrs.)	SoCon (yrs.)
Ed Conroy, The Citadel	192-238 (14th)	59-94 (5th)	34-57 (5th)
Desmond Oliver, ETSU	25-35 (2nd)	Same	13-20 (2nd)
Bob Richey, Furman	132-54 (6th)	Same	75-27 (6th)
Greg Gary, Mercer	77-102 (6th)	60-58 (4th)	32-36 (4th)
Mike Jones, UNCG	209-175 (12th)	35-25 (2nd)	21-12 (2nd)
Bucky McMillan, Samford	46-33 (3rd)	Same	25-19 (3rd)
Dan Earl, Chattanooga	88-152 (8th)	15-13 (1st)	41-96 (8th)
Andrew Wilson, VMI	6-22 (1st)	Same	1-14 (1st)
Justin Gray, Western Carolina	26-34 (2nd)	Same	13-20 (2nd)
Dwight Perry, Wofford (interim)	9-10 (1st)	Same	6-9 (1st)

## SoCon PLAYERS OF THE WEEK

Nov. 14	.....	Jake Stephens, Gr., C, Chattanooga
Nov. 21	.....	Mike Bothwell, 5th, G, Furman
Nov. 28	.....	Jake Stephens, Gr., C, Chattanooga
Dec. 5	.....	Jake Stephens, Gr., C, Chattanooga
Dec. 12	.....	Jake Stephens, Gr., C, Chattanooga
Dec. 19	.....	Jake Stephens, Gr., C, Chattanooga
Dec. 26	.....	Jackson Paveletzke, Fr., G, Wofford
Jan. 2	.....	Logan Dye, Sr., F, Samford
Jan. 9	.....	Jake Stephens, Gr., C, Chattanooga
Jan. 16	.....	Jordan King, Jr., G, ETSU
Jan. 23	.....	Jermaine Marshall, Jr., F, Samford
Jan. 30	.....	Jalyn McCreary, R-Jr., F, Mercer
Feb. 6	.....	Jalen Slawson, 5th, F, Furman
Feb. 13	.....	Tre Jackson, R-Jr., G, Western Carolina
Feb. 20	.....	
Feb. 27	.....	

## SoCon PLAYERS OF THE MONTH

November	.....	Jake Stephens, Gr., C, Chattanooga
December	.....	Jake Stephens, Gr., C, Chattanooga
January	.....	Jalen Slawson, 5th, F, Furman
February	.....	

## NATIONAL HONORS

**USBWA Oscar Robertson Trophy Midseason Watch List**  
Jake Stephens, Gr., C, Chattanooga

**Karl Malone Award Watch List**  
Jalen Slawson, 5th, F, Furman

**Lou Henson Award Watch List**  
Mike Bothwell, 5th, G, Furman  
Jalen Slawson, 5th, F, Furman  
Ques Glover, Jr., G, Samford  
Jake Stephens, Gr., C, Chattanooga

**Field of 68 National Player of the Week**  
Dec. 19.....Mike Bothwell, 5th, G, Furman

**USBWA Oscar Robertson National Player of the Week**  
Dec. 20.....Jake Stephens, Gr., C, Chattanooga

## DID YOU KNOW?

- First conducted in 1921, the SoCon men's basketball tournament is the nation's oldest college conference tournament. The 2023 tournament will be the 103rd edition.

- Furman's Frank Selvy scored an NCAA-record 100 points on Feb. 13, 1954. His record still stands.

- Western Carolina's Ronnie Carr hit the first 3-point basket in NCAA history on Nov. 29, 1980.

- Wofford's Fletcher Magee finished his career in 2019 as the NCAA Division I record-holder with 509 made 3-pointers.

## SPECIALTY STATS LEADERS

40-point games	Ovr.	SoCon
Jordan King, ETSU	1	1
Tre Jackson, WCU	1	1

30-point games	Ovr.	SoCon
Jake Stephens, UTC	4	2
Mike Bothwell, FUR	2	0
Jordan King, ETSU	1	1
Tre Jackson, WCU	1	1
Vonterius Woolbright, WCU	1	1

20-point games	Ovr.	SoCon
Stephen Clark, CIT	10	5
Mike Bothwell, FUR	10	4
Jake Stephens, UTC	10	3
Jalyn McCreary, MER	9	4
B.J. Mack, WOF	8	6
Jackson Paveletzke, WOF	8	4
Jalen Haynes, ETSU	7	5
Austin Ash, CIT	6	1
Jordan King, ETSU	6	5
Jalen Slawson, FUR	6	4
Jamal Johnson, UTC	6	4
Sean Conway, VMI	6	1
Logan Dye, SAM	5	4
Asher Woods, VMI	5	1
Tre Jackson, WCU	5	3
Vonterius Woolbright, WCU	5	4
Marcus Foster, FUR	4	3
Ques Glover, SAM	4	3
JP Pegues, FUR	3	1
Keondre Kennedy, UNCG	3	1
Keyshaun Langley, UNCG	3	3
Tony Felder, VMI	3	0
Tyzhaun Claude, WCU	3	1
Justice Smith, ETSU	2	1
Garrett Hein, FUR	2	1
Jermaine Marshall, SAM	2	2
Sam Alexis, UTC	2	1
Rickey Bradley, VMI	2	1
Russell Jones Jr., WCU	2	2
Madison Durr, CIT	1	0
Elijah Morgan, CIT	1	0
Josh Taylor, ETSU	1	0
DeAnthony Tipler, ETSU	1	0
Luis Hurtado Jr., MER	1	0
Kamar Robertson, MER	1	0
Shawn Walker Jr., MER	1	0
Michael Zanoni, MER	1	0
Mohammed Abdulsalam, UNCG	1	1
Mikael Brown-Jones, UNCG	1	0
Achor Achor, SAM	1	0
Bubba Parham, SAM	1	1
Devin Butler, VMI	1	0
Tyler Houser, VMI	1	1
Carson McCorkle, WOF	1	1

20-rebound games	Ovr.	SoCon
Jake Stephens, UTC	1	0

10-rebound games	Ovr.	SoCon
Jake Stephens, UTC	11	4
Tyzhaun Claude, WCU	8	3
Jalen Slawson, FUR	7	3
Mohammed Abdulsalam, UNCG	6	4
Taeshaud Jackson, VMI	5	5
Jaden Seymour, ETSU	4	2
David Craig, MER	4	0
Keondre Kennedy, UNCG	4	2
Jermaine Marshall, SAM	4	4
Vonterius Woolbright, WCU	4	2
Stephen Clark, CIT	3	1
Jalen Haynes, ETSU	3	2
Luis Hurtado Jr., MER	3	1
Sean Conway, VMI	3	1
Messiah Jones, WOF	3	2
Brady Spence, CIT	2	1
Josh Taylor, ETSU	2	0
Garrett Hein, FUR	2	0
Jalyn McCreary, MER	2	2
Mikael Brown-Jones, UNCG	2	1
Sam Alexis, UTC	2	0
Marcus Kell, WCU	2	0
Austin Ash, CIT	1	0

Madison Durr, CIT	1	1
David Maynard, CIT	1	0
Jamarius Hairston, ETSU	1	1
Marcus Foster, FUR	1	1
Tyrese Hughey, FUR	1	0
Ben VanderWal, FUR	1	1
TJ Grant, MER	1	0
Jah Quinones, MER	1	1
Base Leyte, UNCG	1	0
Achor Achor, SAM	1	0
Bubba Parham, SAM	1	0
A.J. Staton-McCray, SAM	1	1
Demetrius Davis, UTC	1	0
Jamal Johnson, UTC	1	1
Rickey Bradley, VMI	1	0
Tyler Houser, VMI	1	1
Asher Woods, VMI	1	1
Marlow Gilmore, WCU	1	0
Kyler Filewicz, WOF	1	0
B.J. Mack, WOF	1	1
Amarri Tice, WOF	1	0

10-assist games	Ovr.	SoCon
Vonterius Woolbright, WCU	2	2
Carter Whitt, FUR	1	1
Luis Hurtado Jr., MER	1	0
Jaron Rillie, SAM	1	1
Rickey Bradley, VMI	1	0
DJ Campbell, WCU	1	0
Jackson Paveletzke, WOF	1	0

5-block games	Ovr.	SoCon
Jake Stephens, UTC	3	1
Stephen Clark, CIT	2	2

5-steal games	Ovr.	SoCon
Jordan King, ETSU	1	1
Keyshaun Langley, UNCG	1	1
Jaron Rillie, SAM	1	1
A.J. Staton-McCray, SAM	1	1
Devin Butler, VMI	1	0
Russell Jones Jr., WCU	1	0
Corey Tripp, WOF	1	0

Double-doubles	Ovr.	SoCon
Jake Stephens, UTC	11	4
Tyzhaun Claude, WCU	8	3
Jalen Slawson, FUR	7	3
Vonterius Woolbright, WCU <sup>^</sup>	6	4
Luis Hurtado Jr., MER*	4	1
Mohammed Abdulsalam, UNCG	4	3
Keondre Kennedy, UNCG	4	2
Jermaine Marshall, SAM	4	4
Jalen Haynes, ETSU	3	2
Jaden Seymour, ETSU	3	1
David Craig, MER	3	0
Stephen Clark, CIT	2	1
Jalyn McCreary, MER	2	2
Sam Alexis, UTC	2	0
Taeshaud Jackson, VMI	2	2
Sean Conway, VMI	2	0
Marcus Kell, WCU	2	0
Messiah Jones, WOF	2	1
Austin Ash, CIT	1	0
Madison Durr, CIT	1	1
Brady Spence, CIT	1	1
Jamarius Hairston, ETSU	1	1
Josh Taylor, ETSU	1	0
Marcus Foster, FUR	1	1
Tyrese Hughey, FUR	1	1
Ben VanderWal, FUR	1	1
Base Leyte, UNCG	1	0
Achor Achor, SAM	1	0
Bubba Parham, SAM	1	0
A.J. Staton-McCray, SAM	1	1
Demetrius Davis, UTC	1	0
Jamal Johnson, UTC	1	1
DJ Campbell, WCU*	1	0
Marlow Gilmore, WCU	1	0
Kyler Filewicz, WOF	1	0
B.J. Mack, WOF	1	1
Jackson Paveletzke, WOF*	1	0

30/20 games	Ovr.	SoCon
Jake Stephens, UTC	1	0

30/10 games	Ovr.	SoCon
Jake Stephens, UTC	4	2
Vonterius Woolbright, WCU	1	1

20/20 games	Ovr.	SoCon
Jake Stephens, UTC	1	0

20/10 games	Ovr.	SoCon
Jake Stephens, UTC	9	3
Jalen Slawson, FUR	3	2
Stephen Clark, CIT	1	0
Jalen Haynes, ETSU	1	1
Marcus Foster, FUR	1	1
Jalyn McCreary, MER	1	1
Sam Alexis, UTC	1	0
Sean Conway, VMI	1	0
Tyzhaun Claude, WCU	1	0
Vonterius Woolbright, WCU	1	1
B.J. Mack, WOF	1	1
Jackson Paveletzke, WOF*	1	0

\* 1 via points/assists  
<sup>^</sup> 2 via points/assists

## 3-Pointer Streaks

• Five Southern Conference players have streaks of at least 10 games with at least one made 3-pointer, led by The Citadel's Austin Ash, whose 30-game stretches back to his final two games in an Iowa uniform.

### Consecutive games with a 3-pointer

Player, school, class	'22-23	'21-22	Total
Austin Ash, CIT, Gr.	28	2*	30
Tre Jackson, WCU, Sr.	27	x	27
Bubba Parham, SAM, Sr.	16	x	16
Tony Felder Jr., VMI, Fr.	13	x	13
Dalvin White, UTC, Gr.	12	x	12

\* Streak began at previous school

• As a team, ETSU has the fourth-longest active streak in the NCAA at 1,120 consecutive games with a made 3-pointer. The last time the Bucs failed to make at least one triple was in an 0-for-8 showing against Davidson on Feb. 16, 1987.



## MID-MAJOR TOP 25

### Collegiate.com Mid-Major Top 25

School (1st-place)	PS	N14	N21	N28	D5	D12	D19	D26	J2	J9	J16	J23	J30	F6	F13
Saint Mary's (24)	3	2	2	4	5	3	3	3	3	3	3	3	2	1	1
Gonzaga (7)	1	1	1	1	1	1	1	1	1	1	1	1	1	2	2
Oral Roberts	12	15	16	-	-	24	16	14	10	6	8	7	7	4	3
Charleston	-	-	8	3	2	2	2	2	2	2	2	2	3	5	4
Southern Miss	-	-	-	18	18	12	8	10	5	7	11	10	8	6	5
Drake	2	4	3	2	3	5	7	5	6	8	5	17	12	7	6
Kent State	7	6	4	5	4	4	4	4	4	4	4	6	8	7	8
Louisiana	13	8	7	8	7	6	5	6	11	10	6	5	4	3	8
UC Santa Barbara	16	12	15	13	15	15	11	11	8	5	7	6	5	9	9
<b>Furman</b>	<b>6</b>	<b>3</b>	<b>12</b>	<b>10</b>	<b>9</b>	<b>19</b>	<b>24</b>	<b>20</b>	<b>24</b>	<b>21</b>	-	-	<b>16</b>	<b>10</b>	<b>10</b>
Liberty	5	9	14	16	20	20	-	25	22	23	19	13	9	11	11
Marshall	-	-	-	-	24	14	14	12	16	17	9	8	10	12	12
Hofstra	24	16	17	17	19	-	-	-	-	-	-	-	19	15	13
Toledo	4	5	5	9	13	10	13	13	13	16	23	19	18	16	14
Utah Valley	-	-	-	-	-	-	-	-	25	14	16	18	20	17	15
Southern Illinois	14	20	21	22	25	-	-	-	23	24	10	9	11	13	16
Eastern Washington	-	-	-	-	-	-	-	-	-	-	-	-	-	23	17
Sam Houston	-	18	10	6	8	7	6	7	9	13	22	22	21	22	18
UNCW	-	-	-	-	-	20	18	15	11	14	15	14	14	14	19
Santa Clara	-	-	-	-	22	-	17	16	18	20	13	14	17	20	20
Bradley	-	-	-	-	-	-	-	19	21	-	-	-	-	-	21
Southern Utah	-	-	-	-	-	-	-	-	-	21	23	15	19	22	-
Iona	9	10	11	15	14	8	9	9	7	12	17	12	-	24	23
Loyola Marymount	-	-	-	-	-	-	-	-	-	-	-	-	21	13	-
Kennesaw State	-	-	-	-	-	-	-	-	-	-	-	-	-	-	25

Akron	18	19	20	-	-	-	-	-	-	-	-	-	-	-	18
BYU	10	11	9	20	-	-	-	-	20	22	12	-	-	21	-
Belmont	21	22	-	-	-	-	-	-	-	-	-	16	24	25	-
Seattle	-	-	-	25	-	-	-	-	-	18	11	22	-	-	-
Stephen F. Austin	-	-	-	-	-	-	-	-	18	20	25	23	-	-	-
Colgate	-	-	-	-	-	-	-	-	-	-	-	25	-	-	-
Milwaukee	-	-	-	-	-	-	-	-	-	-	-	20	-	-	-
UMass-Lowell	-	-	-	-	25	25	21	17	19	25	24	-	-	-	-
Indiana State	-	-	24	24	11	11	12	15	14	9	15	-	-	-	-
Cornell	-	-	-	-	-	-	-	-	-	-	24	-	-	-	-
Yale	-	-	-	23	12	13	10	8	12	15	-	-	-	-	-
Princeton	-	-	-	-	-	-	-	-	-	25	-	-	-	-	-
James Madison	-	-	-	-	22	15	23	19	-	-	-	-	-	-	-
San Francisco	-	-	19	19	21	21	22	17	-	-	-	-	-	-	-
Northwestern State	-	-	-	-	23	18	19	22	-	-	-	-	-	-	-
Grand Canyon	11	14	13	14	10	23	23	24	-	-	-	-	-	-	-
Towson	8	7	6	7	6	9	18	-	-	-	-	-	-	-	-
UC Irvine	-	13	18	11	16	16	21	-	-	-	-	-	-	-	-
Bryant	23	23	23	12	17	17	-	-	-	-	-	-	-	-	-
Norfolk State	20	21	22	21	-	-	-	-	-	-	-	-	-	-	-
New Mexico State	22	25	25	-	-	-	-	-	-	-	-	-	-	-	-
South Dakota State	15	17	-	-	-	-	-	-	-	-	-	-	-	-	-
Purdue-Fort Wayne	17	24	-	-	-	-	-	-	-	-	-	-	-	-	-
NKU	19	-	-	-	-	-	-	-	-	-	-	-	-	-	-
Longwood	25	-	-	-	-	-	-	-	-	-	-	-	-	-	-

**OTHERS RECEIVING VOTES:** Yale 68, Akron 61, Belmont 47, Colgate 36, UC Irvine 35, Ball State 34, Milwaukee 34, Vermont 33, Youngstown State 26, UNC Asheville 23, James Madison 20, **Samford 18**, Norfolk State 16, Towson 15, Seattle 12, UMass-Lowell 11, Radford 9, **UNCG 8**, BYU 7, Indiana State 7, Montana State 7, Northwestern State 6, Hawaii 2, Princeton 2, Cornell 1.

## SoCon AMONG NCAA DI STATISTICS LEADERS (TOP 25)

TEAM	Free-throws made per game	INDIVIDUAL	3-pointers per game
<b>Assist/turnover ratio</b> 11. Furman, 1.56	4. Samford, 17.7	<b>Assist/turnover ratio</b> 22. Kobe Langley, UNCG, 2.78	8. Tre Jackson, WCU, 3.37 9. Austin Ash, CIT, 3.32
<b>Assists per game</b> 4. Furman, 18.0	<b>Scoring margin</b> 18. Furman, 11.5	<b>Double-doubles</b> 16. Jake Stephens, UTC, 11	<b>Total 3-pointers made</b> 5. Austin Ash, CIT, 93 8. Tre Jackson, WCU, 91 23. Keyshaun Langley, UNCG, 79
<b>Bench points per game</b> 25. Samford, 26.64	<b>Scoring offense</b> 11. Furman, 82.2	<b>Field goals</b> 15. Jalyn McCreary, MER, 198 20. Stephen Clark, CIT, 192	
<b>Effective FG pct.</b> 9. Furman, .565	<b>3-point attempts per game</b> 2. Chattanooga, 30.4 11. Furman, 27.9 14. VMI, 27.0	<b>Free-throw attempts</b> 19. Vonterius Woolbright, WCU, 175	
<b>Field-goal percentage</b> 16. Furman, 48.5	<b>3-point percentage</b> 21. Chattanooga, 37.9	<b>Minutes per game</b> 10. Austin Ash, CIT, 37:17	
<b>Fouls per game</b> 12. Wofford, 13.9	<b>3-pointers per game</b> 1. Chattanooga, 11.5 14. Furman, 9.8 17. VMI, 9.6	<b>3-point attempts</b> 6. Austin Ash, CIT, 237 20. Tre Jackson, WCU, 211	
<b>Free-throw attempts per game</b> 12. Samford, 23.5		<b>3-point percentage</b> 12. Tre Jackson, WCU, 43.1	
<b>Free-throw percentage</b> 19. VMI, 76.5			

## OTHER NATIONAL RANKINGS

### SoCon in the NET Rankings (Feb. 17)

86	Furman
112	UNCG
135	Samford
171	Chattanooga
231	Wofford
240	Mercer
246	Western Carolina
266	ETSU
319	The Citadel
354	VMI

### SoCon in the RPI (via WarrenNolan.com, Feb. 17)

114	UNCG
118	Furman
135	Samford
199	Chattanooga
226	Western Carolina
245	Wofford
274	Mercer
312	The Citadel
316	ETSU
353	VMI

## THE SoCon ON TELEVISION

The SoCon will have five regular-season games on ESPNU and five on CBS Sports Network this season. The league will also continue to have its weekly Ingles SoCon Game of the Week on select Nexstar affiliates during league play.

Additionally, the quarterfinals of the Ingles SoCon Basketball Championship will air on select Nexstar affiliates, the semifinals will air on either ESPN2 or ESPN and the final will air on ESPN.

## Preseason predictions

Furman is the preseason favorite to win the 2022-23 Southern Conference men's basketball title in polling of the league's 10 men's basketball coaches and media. Jake Stephens, a graduate transfer at Chattanooga after four years at VMI, is the coaches' preseason player of the year selection after finishing second in the league in scoring (19.6 ppg) and rebounding (9.0 rpg) last season. He also led the league in field-goal percentage (.551) and 3-point field-goal percentage (.490).

### Preseason Player of the Year

Jake Stephens, Gr., C, Chattanooga

### Preseason All-Southern Conference Team

Jordan King, Jr., G, ETSU  
Mike Bothwell, 5th, G, Furman  
Jalen Slawson, 5th, F, Furman  
Logan Dye, Sr., F, Samford  
Ques Glover, Jr., G, Samford  
Jermaine Marshall, Jr., F, Samford  
Bubba Parham, Sr., G, Samford  
Jake Stephens, Gr., C, Chattanooga  
Messiah Jones, Sr., F, Wofford  
B.J. Mack, Sr., F/C, Wofford

Coaches poll	Media poll
Team (1st)	Team (1st)
1. Furman (6)	1. Furman (18)
2. Samford (4)	2. Chattanooga (3)
3. UNCG	3. Samford (5)
4. Chattanooga	4. UNCG (1)
5. Wofford	5. Wofford
6. ETSU	6. ETSU
7. Mercer	7. Mercer (1)
8. Western Carolina	8. Western Carolina
9. The Citadel	9. The Citadel
10. VMI	10. VMI

# SoCon vs. OTHER CONFERENCES

# HOME TEAMS UNDERLINED ALL TIMES EASTERN

## America East Conference (1-0)

11/22 UNCG 76, UMBC 72

## American Athletic Conference (0-2)

11/8 East Carolina 77, Mercer 75  
12/4 UCF 80, Samford 77 (OT)

## ASUN Conference (0-6)

11/23 Lipscomb 72, Chattanooga 66  
12/2 Kennesaw State 66, Mercer 63  
12/3 Jacksonville State 63, ETSU 61  
12/10 FGCU 67, Mercer 62  
12/14 Queens 78, ETSU 75  
12/22 Eastern Kentucky 68, UNCG 64

## Atlantic 10 Conference (0-4)

11/7 Richmond 69, VMI 48  
11/13 Davidson 75, VMI 71  
12/7 Davidson 72, Western Carolina 64  
12/22 Fordham 80, VMI 77 (OT)

## Atlantic Coast Conference (0-5)

11/7 Clemson 80, The Citadel 69  
11/11 Miami (Fla.) 79, UNCG 65  
11/21 Florida State 81, Mercer 72  
12/13 NC State 92, Furman 73  
12/13 North Carolina 100, The Citadel 67

## Big East Conference (0-2)

11/19 Butler 89, The Citadel 42  
11/30 DePaul 103, Samford 98 (OT)

## Big Sky Conference (1-0)

11/25 UNCG 77, Montana State 66  
(Northern Classic; Laval, Quebec, Canada)

## Big South Conference (8-9)

11/10 The Citadel 70, Presbyterian 58  
11/12 High Point 91, Wofford 80  
11/18 Longwood 90, VMI 58  
11/18 Wofford 60, Gardner-Webb 58  
11/19 Mercer 77, Winthrop 68  
11/26 UNC Asheville 73, Western Carolina 61  
11/29 Presbyterian 72, VMI 57  
11/30 The Citadel 76, Charleston Southern 73  
11/30 Gardner-Webb 71, Western Carolina 55  
12/1 Wofford 76, Presbyterian 63  
12/3 Chattanooga 82, Gardner-Webb 71  
12/3 USC Upstate 79, Western Carolina 64  
12/6 High Point 85, Furman 82  
12/10 VMI 77, Radford 74  
12/10 Furman 82, Winthrop 67  
12/17 Longwood 75, The Citadel 70  
12/17 UNC Asheville 74, ETSU 73

## Big Ten Conference (0-2)

11/10 Maryland 71, Western Carolina 51  
11/17 Penn State 73, Furman 68  
(Shriners Children's Charleston Classic; Charleston, S.C.)

## Colonial Athletic Association (3-6)

11/7 College of Charleston 85, Chattanooga 78  
11/11 ETSU 77, Elon 64  
(Asheville Championship at Asheville, N.C.)  
11/17 Towson 56, UNCG 53  
11/20 Wofford 78, North Carolina A&T 64  
11/26 Hofstra 65, UNCG 53  
(Northern Classic; Laval, Quebec, Canada)  
11/27 Towson 70, Mercer 60  
(Hostilo Hoops Community Classic; Savannah, Ga.)  
11/30 North Carolina A&T 73, UNCG 56  
12/3 College of Charleston 79, The Citadel 57  
12/3 UNCG 65, Elon 61

## Conference USA (1-1)

11/25 Louisiana Tech 79, Samford 76  
12/15 Chattanooga 82, Middle Tennessee 73

## Division I Independent (0-1)

1/30 Chicago State 76, The Citadel 75

## Horizon League (3-0)

11/25 The Citadel 74, IUPUI 53  
(Big Easy Classic; New Orleans, La.)  
11/25 Mercer 72, Robert Morris 66  
(Hostilo Hoops Community Classic; Savannah, Ga.)  
12/6 Chattanooga 88, Milwaukee 76

## Metro Atlantic Athletic Conference (1-0)

11/26 Mercer 60, Fairfield 58  
(Hostilo Hoops Community Classic; Savannah, Ga.)

## Mid-Eastern Athletic Conference (1-2)

12/3 Furman 88, South Carolina State 76  
12/17 South Carolina State 62, Samford 61  
12/20 North Carolina Central 81, The Citadel 74

## Missouri Valley Conference (3-2)

11/11 Furman 89, Belmont 74  
11/14 Drake 80, Wofford 72  
11/23 Samford 79, Valparaiso 49  
11/26 Chattanooga 69, Murray State 66  
12/18 Belmont 83, Chattanooga 79 (OT)  
12/21 Samford at Belmont, 7:30 p.m.

## Non-Division I (25-1)

11/7 UNCG 93, Johnson & Wales 60  
(Fleming Gymnasium)  
11/7 ETSU 88, Emory & Henry 66  
11/7 Furman 91, North Greenville 55  
11/7 Wofford 120, Bob Jones 48  
11/7 Samford 109, Anderson 85  
11/10 Chattanooga 93, Oakland City 49  
11/10 VMI 100, Penn State New Kensington 58  
11/10 Samford 80, Spring Hill 61  
11/11 Mercer 118, Milligan 64  
11/12 Samford 90, Belhaven 38  
11/13 Western Carolina 112, Brescia 45  
11/15 The Citadel 109, Morris College 66  
11/19 Chattanooga 108, Covenant 55  
11/23 Wofford 70, North Greenville 59  
11/25 Furman 102, Tusculum 74  
11/26 VMI 108, Regent 58  
11/27 Tennessee Southern 84, Samford 82  
11/30 ETSU 84, Mars Hill 56  
12/6 Mercer 100, Middle Georgia State 62  
12/7 VMI 106, Carlow 67  
12/10 Chattanooga 97, Johnson University 47  
12/10 Western Carolina 99, Brevard 55  
12/17 Wofford 107, Montreat 65  
12/18 UNCG 120, Warren Wilson 48  
(Fleming Gymnasium)  
12/19 Furman 106, Anderson 79  
12/20 Western Carolina 117, Toccoa Falls 50

## Northeast Conference (0-1)

11/20 Farleigh Dickinson 93, VMI 89  
(JK54 Classic; Farmville, Va.)

## Ohio Valley Conference (5-3)

11/17 ETSU 84, Little Rock 76  
11/19 SIUE 93, VMI 67  
(JK54 Classic at Farmville, Va.)  
11/20 Western Carolina 90, Lindenwood 88 (OT)  
(McNeese State MTE; Lake Charles, La.)  
11/20 Tennessee Tech 69, ETSU 62  
11/30 Chattanooga 81, Tennessee Tech 74  
12/11 Morehead State 61, ETSU 57  
12/17 Mercer 79, Morehead State 52  
12/17 Western Carolina 75, Tennessee Tech 65

## Patriot League (1-1)

12/3 VMI 80, Navy 72  
12/13 American 69, VMI 61

## Southeastern Conference (2-8)

11/7 Georgia 68, Western Carolina 55  
11/15 Ole Miss 70, Chattanooga 58  
11/20 Furman 79, South Carolina 60  
(Shriners Children's Charleston Classic at Charleston, S.C.)  
11/27 Georgia 62, ETSU 47  
11/27 LSU 78, Wofford 75  
12/3 Vanderbilt 65, Wofford 62  
12/6 #9 Arkansas 65, UNCG 58  
12/20 Wofford 67, Texas A&M 62

America East Conference.....	1-0
American Athletic Conference.....	0-2
ASUN Conference.....	0-6
Atlantic 10 Conference.....	0-4
Atlantic Coast Conference.....	0-5
Big East Conference.....	0-2
Big Sky Conference.....	1-0
Big South Conference.....	8-9
Big Ten Conference.....	0-2
Colonial Athletic Association.....	3-6
Conference USA.....	1-1
Division I Independents.....	0-1
Horizon League.....	3-0
Metro Atlantic Athletic Conference.....	1-0
Mid-Eastern Athletic Conference.....	1-2
Missouri Valley Conference.....	3-2
Non-Division I opponents.....	25-1
Northeast Conference.....	0-1
Ohio Valley Conference.....	5-3
Patriot League.....	1-1
Southeastern Conference.....	2-8
Southland Conference.....	3-0
Southwestern Athletic Conference.....	2-0
Summit League.....	0-1
Sun Belt Conference.....	4-6
Western Athletic Conference.....	1-1

<b>Total.....</b>	<b>65-64</b>
Home.....	44-16
Away.....	12-39
Neutral.....	9-9
vs. Top 25.....	0-1

12/21 Georgia 72, Chattanooga 65  
12/21 LSU 72, ETSU 68

## Southland Conference (3-0)

11/18 Western Carolina 88, McNeese 69  
11/19 Western Carolina 98, Lamar 91 (OT)  
(McNeese State MTE at Lake Charles, La.)  
11/23 The Citadel 72, New Orleans 65

## Southwestern Athletic Conference (2-0)

11/17 Samford 84, Alabama A&M 64  
11/20 Samford 78, Texas Southern 63

## Summit League (0-1)

11/24 Denver 74, The Citadel 71  
(Big Easy Classic; New Orleans, La.)


## Sun Belt Conference (4-6)

11/13 Louisiana 81, ETSU 77  
(Asheville Championship; Asheville, N.C.)  
11/15 Georgia State 85, Mercer 83 (OT)  
11/18 Old Dominion 82, Furman 77  
(Shriners Children's Charleston Classic; Charleston, S.C.)  
11/23 App State 74, ETSU 70  
11/29 Furman 65, App State 61  
12/6 Wofford 71, Coastal Carolina 61  
12/10 Georgia Southern 79, Wofford 57  
12/10 Louisiana 75, Samford 58  
12/13 UNCG 75, Marshall 67  
12/21 Mercer 82, Troy 79

## Western Athletic Conference (1-1)

11/27 Stephen F. Austin 75, UNCG 58  
(Northern Classic; Laval, Quebec, Canada)  
12/17 Furman 72, Stephen F. Austin 70  
(Greenville Winter Invitational/Bon Secours Wellness Arena)

All times Eastern  
Schedule subject to change




## The Citadel

(10-18, 5-10 SoCon)

N7	at Clemson (ACC Network Extra)	L, 69-80
N10	<b>PRESBYTERIAN (ESPN+)</b>	<b>W, 70-58</b>
N15	<b>MORRIS COLLEGE (ESPN+)</b>	<b>W, 109-66</b>
N19	at Butler (FS2)	L, 42-89
N23	at New Orleans^ (ESPN+)	W, 72-65
N24	vs. Denver^ (ESPN+)	L, 71-74
N25	vs. IUPUI^ (ESPN+)	W, 74-53
N30	at Charleston Southern (ESPN+)	W, 76-73
D3	<b>COLLEGE OF CHARLESTON (ESPN+)</b>	<b>L, 57-79</b>
D13	at North Carolina (ESPN2)	L, 67-100
D17	<b>LONGWOOD (ESPN+)</b>	<b>L, 70-75</b>
D20	at North Carolina Central (NCCU Sports Network)	L, 74-81
D29	<b>*CHATTANOOGA (ESPN+)</b>	<b>W, 76-68</b>
D31	<b>*SAMFORD (ESPN+)</b>	<b>L, 63-75</b>
J4	*at Furman (ESPN+)	L, 72-97
J7	*at Wofford (Nexstar/ESPN+)	L, 57-77
J11	<b>*ETSU (ESPN+)</b>	<b>L, 74-96</b>
J14	<b>*WESTERN CAROLINA (ESPN+)</b>	<b>W, 65-61</b>
J19	*at UNCG (ESPN+)	L, 60-70
J21	*at VMI (Nexstar/ESPN+)	W, 60-52
J25	*at Western Carolina (ESPN+)	W, 81-70
J28	<b>*MERCER (ESPN+)</b>	<b>L, 65-74</b>
J30	<b>CHICAGO STATE (ESPN+)</b>	<b>L, 75-76</b>
F2	<b>*VMI (ESPN+)</b>	<b>L, 69-75</b>
F4	<b>*UNCG (ESPN+)</b>	<b>L, 59-79</b>
F8	*at Chattanooga (ESPN+)	L, 63-82
F11	*at Samford (ESPN+)	L, 70-76
F15	<b>*FURMAN (ESPN+)</b>	<b>W, 69-65</b>
F18	<b>*WOFFORD (ESPN+)</b>	<b>1 p.m.</b>
F22	*at ETSU (ESPN+)	7 p.m.
F25	*at Mercer (ESPN+)	2 p.m.
M3-6	at Ingles SoCon Championship (Asheville, N.C.)	

^ - Big Easy Classic (New Orleans, La.)




## ETSU

(10-18, 6-9 SoCon)

N7	<b>EMORY &amp; HENRY (ESPN+)</b>	<b>W, 88-66</b>
N11	vs. Elon^ (ESPN+)	W, 77-64
N13	vs. Louisiana^ (ESPN)	L, 77-81
N17	<b>LITTLE ROCK (ESPN+)</b>	<b>W, 84-76</b>
N20	at Tennessee Tech (ESPN+)	L, 62-69
N23	<b>APP STATE (ESPN+)</b>	<b>L, 70-74</b>
N27	at Georgia (SEC Network)	L, 47-62
N30	<b>MARS HILL (ESPN+)</b>	<b>W, 84-56</b>
D3	<b>JACKSONVILLE STATE (ESPN+)</b>	<b>L, 61-63</b>
D11	at Morehead State (ESPN+)	L, 57-61
D14	<b>QUEENS (ESPN+)</b>	<b>L, 75-78</b>
D17	<b>UNC ASHEVILLE (WCYB/ESPN+)</b>	<b>L, 73-74</b>
D21	at LSU (SEC Network Plus)	L, 68-72
D29	*at Wofford (ESPN+)	W, 73-71
D31	*at VMI (ESPN+)	W, 64-50
J4	<b>*WESTERN CAROLINA (ESPN+)</b>	<b>L, 60-71</b>
J7	<b>*FURMAN (WCYB/ESPN+)</b>	<b>L, 56-70</b>
J11	*at The Citadel (ESPN+)	W, 96-74
J14	<b>*MERCER (Nexstar/ESPN+)</b>	<b>L, 55-68</b>
J18	<b>*SAMFORD (ESPN+)</b>	<b>L, 59-69</b>
J21	*at Chattanooga (ESPN+)	W, 78-62
J25	*at Mercer (ESPN+)	L, 67-71 (OT)
J28	<b>*CHATTANOOGA (Nexstar/ESPN+)</b>	<b>L, 64-73</b>
F1	<b>*WOFFORD (ESPN+)</b>	<b>W, 77-52</b>
F4	*at Samford (ESPN+)	L, 62-73
F7	*at UNCG (ESPN)	L, 65-91
F10	<b>*VMI (ESPN+)</b>	<b>W, 69-65</b>
F15	*at Western Carolina (ESPN+)	L, 66-68
F19	*at Furman (ESPN)	6 p.m.
F22	<b>*THE CITADEL (ESPN+)</b>	<b>7 p.m.</b>
F25	<b>*UNCG (WCYB/ESPN+)</b>	<b>4 p.m.</b>
M3-6	at Ingles SoCon Championship (Asheville, N.C.)	

^ - Asheville Championship (Asheville, N.C.)




## Furman

(21-7, 12-3 SoCon)

N7	<b>NORTH GREENVILLE (ESPN+)</b>	<b>W, 91-55</b>
N11	<b>BELMONT (ESPN+)</b>	<b>W, 89-74</b>
N17	vs. Penn State^ (ESPN)	L, 68-73
N18	vs. Old Dominion^ (ESPN)	L, 77-82
N20	vs. South Carolina^ (ESPNEWS)	W, 79-60
N25	<b>TUSCULUM (ESPN+)</b>	<b>W, 102-74</b>
N29	at App State	W, 65-61
D3	<b>SOUTH CAROLINA STATE (ESPN+)</b>	<b>W, 88-76</b>
D6	<b>HIGH POINT (ESPN+)</b>	<b>L, 82-85</b>
D10	<b>WINTHROP (ESPN+)</b>	<b>W, 82-67</b>
D13	at NC State (ACC Network)	L, 73-92
D17	vs. Stephen F. Austin# (YouTube)	W, 79-70
D19	<b>ANDERSON (ESPN+)</b>	<b>W, 106-79</b>
D29	<b>*VMI (ESPN+)</b>	<b>W, 85-62</b>
D31	*at Western Carolina (ESPN+)	L, 67-79
J4	<b>*THE CITADEL (ESPN+)</b>	<b>W, 97-72</b>
J7	*at ETSU (WCYB/ESPN+)	W, 70-56
J11	*at Mercer (ESPN+)	W, 84-66
J14	<b>*UNCG (ESPN+)</b>	<b>L, 80-88 (OT)</b>
J18	*at Chattanooga (ESPN+)	W, 77-69
J22	*at Wofford (ESPN)	W, 96-82
J25	<b>*SAMFORD (ESPN+)</b>	<b>W, 91-84 (OT)</b>
J29	*at UNCG (Nexstar/ESPN+)	W, 69-57
F1	<b>*CHATTANOOGA (ESPN+)</b>	<b>W, 79-58</b>
F4	<b>*WOFFORD &amp; (CBS Sports Network)</b>	<b>W, 80-67</b>
F8	*at VMI (ESPN+)	W, 94-63
F11	<b>*WESTERN CAROLINA (Nexstar/ESPN+)</b>	<b>W, 93-59</b>
F15	*at The Citadel (ESPN+)	L, 65-69
F19	<b>*ETSU (ESPN)</b>	<b>6 p.m.</b>
F22	<b>*MERCER (ESPN+)</b>	<b>7 p.m.</b>
F25	*at Samford (CBS Sports Network)	2 p.m.
M3-6	at Ingles SoCon Championship (Asheville, N.C.)	

^ - Shriners Children's Charleston Classic (Charleston, S.C.)  
# - Greenville Winter Invitational (Bon Secours Wellness Arena)  
& - Bon Secours Wellness Arena




## Mercer

(12-16, 5-10 SoCon)

N8	at East Carolina (ESPN+)	L, 75-77
N11	<b>MILLIGAN (ESPN+)</b>	<b>W, 118-64</b>
N15	at Georgia State (ESPN+)	L, 83-85 (OT)
N19	<b>WINTHROP (ESPN+)</b>	<b>W, 77-68</b>
N21	at Florida State (ACC Network)	L, 72-81
N25	vs. Robert Morris^ (Event Live+)	W, 72-66
N26	vs. Fairfield^ (Event Live+)	W, 60-58
N27	vs. Towson^ (Event Live+)	L, 60-70
D2	<b>KENNESAW STATE (ESPN+)</b>	<b>L, 63-66</b>
D6	<b>MIDDLE GEORGIA STATE (ESPN+)</b>	<b>W, 100-62</b>
D10	at FGCU (ESPN+)	L, 62-67
D17	<b>MOREHEAD STATE (ESPN+)</b>	<b>W, 79-52</b>
D21	at Troy	W, 82-79
D28	*at Samford (ESPN)	L, 69-78
D31	<b>*CHATTANOOGA (ESPN+)</b>	<b>L, 51-80</b>
J4	<b>*WOFFORD (ESPN+)</b>	<b>L, 52-53</b>
J7	*at Western Carolina (ESPN+)	L, 45-73
J11	<b>*FURMAN (ESPN+)</b>	<b>L, 66-84</b>
J14	*at ETSU (Nexstar/ESPN+)	W, 68-55
J19	*at VMI (ESPN+)	W, 69-61
J21	*at UNCG (ESPN+)	L, 48-59
J25	<b>*ETSU (ESPN+)</b>	<b>W, 71-67 (OT)</b>
J28	*at The Citadel (ESPN+)	W, 74-65
F2	<b>*UNCG (ESPN+)</b>	<b>L, 49-69</b>
F4	<b>*VMI (ESPN+)</b>	<b>W, 80-54</b>
F8	<b>*SAMFORD (ESPN+)</b>	<b>L, 69-70 (OT)</b>
F11	*at Chattanooga (CBS Sports Network)	L, 56-73
F15	*at Wofford (ESPN+)	L, 67-70
F18	<b>*WESTERN CAROLINA (ESPN+)</b>	<b>2 p.m.</b>
F22	*at Furman (ESPN+)	7 p.m.
F25	<b>*THE CITADEL (ESPN+)</b>	<b>2 p.m.</b>
M3-6	at Ingles SoCon Championship (Asheville, N.C.)	

^ - Hostilo Hoops Community Classic (Savannah, Ga.)




## UNCG

(18-10, 12-3 SoCon)

N7	<b>JOHNSON &amp; WALES^ (ESPN+)</b>	<b>W, 93-60</b>
N11	at Miami (Fla.) (ACC Network Extra)	L, 65-79
N17	<b>TOWSON (ESPN+)</b>	<b>L, 53-56</b>
N22	<b>UMBC (ESPN+)</b>	<b>W, 76-72</b>
N25	vs. Montana State# (Event Live+)	W, 77-66
N26	vs. Hofstra# (Event Live+)	L, 53-65
N27	vs. Stephen F. Austin# (Event Live+)	L, 58-75
N30	at North Carolina A&T (FloHoops)	L, 56-73
D3	at Elon (FloHoops)	W, 65-61
D6	at #9 Arkansas (SEC Network)	L, 58-65
D13	<b>MARSHALL (ESPN+)</b>	<b>W, 75-67</b>
D18	<b>WARREN WILSON^ (ESPN+)</b>	<b>W, 120-48</b>
D22	at Eastern Kentucky (ESPN+)	L, 64-68
D29	*at Western Carolina (ESPN+)	W, 72-47
D31	*at Wofford (ESPN+)	W, 73-64
J4	<b>*CHATTANOOGA (ESPN+)</b>	<b>W, 73-61</b>
J7	<b>*SAMFORD (Nexstar/ESPN+)</b>	<b>L, 68-70</b>
J11	*at VMI (ESPN+)	W, 72-57
J14	*at Furman (ESPN+)	W, 88-80 (OT)
J19	<b>*THE CITADEL (ESPN+)</b>	<b>W, 70-60</b>
J21	<b>*MERCER (ESPN+)</b>	<b>W, 59-48</b>
J25	<b>*VMI (ESPN+)</b>	<b>W, 62-50</b>
J29	<b>*FURMAN (Nexstar/ESPN+)</b>	<b>L, 57-69</b>
F2	*at Mercer (ESPN+)	W, 69-49
F4	*at The Citadel (ESPN+)	W, 79-59
F7	<b>*ETSU (ESPN)</b>	<b>W, 91-65</b>
F12	<b>*WOFFORD (ESPN+)</b>	<b>W, 97-89 (OT)</b>
F15	*at Samford (ESPN+)	L, 71-83
F18	*at Chattanooga (CBS Sports Network)	12 p.m.
F22	<b>*WESTERN CAROLINA (ESPN+)</b>	<b>7 p.m.</b>
F25	*at ETSU (WCYB/ESPN+)	4 p.m.
M3-6	at Ingles SoCon Championship (Asheville, N.C.)	

^ - Fleming Gymnasium  
# - Northern Classic (Laval, Quebec, Canada)




## Samford

(19-9, 13-2 SoCon)


N7	<b>ANDERSON (ESPN+)</b>	<b>W, 109-85</b>
N10	<b>SPRING HILL (ESPN+)</b>	<b>W, 80-61</b>
N12	<b>BELHAVEN (ESPN+)</b>	<b>W, 90-38</b>
N17	at Alabama A&M^ (YouTube)	W, 84-64
N20	<b>TEXAS SOUTHERN (ESPN+)</b>	<b>W, 78-63</b>
N23	<b>VALPARAISO (ESPN+)</b>	<b>W, 79-49</b>
N25	<b>LOUISIANA TECH^ (ESPN+)</b>	<b>L, 76-79</b>
N27	<b>TENNESSEE SOUTHERN^ (ESPN+)</b>	<b>L, 82-84</b>
N30	at DePaul (FS2)	L, 98-103 (OT)
D4	at UCF (ESPN+)	L, 77-80 (OT)
D10	at Louisiana (ESPN+)	L, 58-75
D17	at South Carolina State	L, 61-62
D21	at Belmont	L, 56-79
D28	<b>*MERCER (ESPN)</b>	<b>W, 78-69</b>
D31	*at The Citadel (ESPN+)	W, 75-63
J4	<b>*VMI (ESPN+)</b>	<b>W, 87-78</b>
J7	*at UNCG (Nexstar/ESPN+)	W, 70-68
J11	<b>*WOFFORD (ESPN+)</b>	<b>W, 83-58</b>
J14	<b>*CHATTANOOGA (ESPN)</b>	<b>W, 75-74</b>
J18	*at ETSU (ESPN+)	W, 69-59
J21	<b>*WESTERN CAROLINA (ESPN+)</b>	<b>W, 74-65</b>
J25	*at Furman (ESPN+)	L, 84-91 (OT)
J28	*at Wofford (CBS Sports Network)	L, 77-85
F1	*at Western Carolina (ESPN+)	W, 85-77
F4	<b>*ETSU (ESPN+)</b>	<b>W, 73-62</b>
F8	*at Mercer (ESPN+)	W, 70-69 (OT)
F11	<b>*THE CITADEL (ESPN+)</b>	<b>W, 76-70</b>
F15	<b>*UNCG (ESPN+)</b>	<b>W, 83-71</b>
F18	*at VMI (Nexstar/ESPN+)	12 p.m. CT
F22	*at Chattanooga (ESPN+)	6 p.m. CT
F25	<b>*FURMAN (CBS Sports Network)</b>	<b>1 p.m. CT</b>
M3-6	at Ingles SoCon Championship (Asheville, N.C.)	

^ - Tennessee Southern MTE



**Chattanooga**  
(15-13, 7-8 SoCon)


N7	at College of Charleston (FloHoops)	L, 78-85
N10	<b>OAKLAND CITY (ESPN+)</b>	<b>W, 93-49</b>
N15	at Ole Miss (SEC Network+)	L, 58-70
N19	<b>COVENANT (ESPN+)</b>	<b>W, 108-55</b>
N23	<b>LIPSCOMB (ESPN+)</b>	<b>L, 66-72</b>
N26	<b>MURRAY STATE (ESPN+)</b>	<b>W, 69-66</b>
N30	at Tennessee Tech (ESPN+)	W, 81-74
D3	at Gardner-Webb (ESPN+)	W, 82-71
D6	<b>MILWAUKEE (ESPN+)</b>	<b>W, 88-76</b>
D10	<b>JOHNSON UNIVERSITY (ESPN+)</b>	<b>W, 97-47</b>
D15	at Middle Tennessee (ESPN+)	W, 82-73
D18	<b>BELMONT (ESPN+)</b>	<b>L, 79-83 (OT)</b>
D21	at Georgia (ESPN+/SEC Network Plus)	L, 65-72
D29	*at The Citadel (ESPN+)	L, 68-76
D31	*at Mercer (ESPN+)	W, 80-51
J4	*at UNCG (ESPN+)	L, 61-73
J7	* <b>VMI (ESPN+)</b>	<b>W, 85-78</b>
J11	* <b>WESTERN CAROLINA (ESPN+)</b>	<b>W, 95-76</b>
J14	*at Samford (ESPN+)	L, 74-75
J18	* <b>FURMAN (ESPN+)</b>	<b>L, 69-77</b>
J21	* <b>ETSU (ESPN+)</b>	<b>L, 62-78</b>
J25	* <b>WOFFORD (ESPN+)</b>	<b>L, 80-85</b>
J28	*at ETSU (Nexstar/ESPN+)	W, 73-64
F1	*at Furman (ESPN+)	L, 58-79
F4	*at Western Carolina (Nexstar/ESPN+)	L, 68-83
F8	* <b>THE CITADEL (ESPN+)</b>	<b>W, 82-63</b>
F11	* <b>MERCER (CBS Sports Network)</b>	<b>W, 73-56</b>
F15	*at VMI (ESPN+)	W, 78-58
F18	* <b>UNCG (CBS Sports Network)</b>	<b>12 p.m.</b>
F22	* <b>SAMFORD (ESPN+)</b>	<b>7 p.m.</b>
F25	*at Wofford (Nexstar/ESPN+)	7 p.m.
M3-6	at Ingles SoCon Championship (Asheville, N.C.)	



**VMI**  
(6-22, 1-14 SoCon)

N7	at Richmond (MASN2/ESPN+)	L, 48-69
N10	<b>PENN STATE NEW KENSINGTON (ESPN+)</b>	<b>W, 100-58</b>
N13	at Davidson (ESPN+)	L, 71-75
N18	at Longwood^ (ESPN+)	L, 58-90
N19	vs. SIUE^ (ESPN+)	L, 67-93
N20	vs. Farleigh Dickinson^ (ESPN+)	L, 89-93
N26	<b>REGENT (ESPN+)</b>	<b>W, 108-58</b>
N29	at Presbyterian (ESPN+)	L, 57-72
D3	<b>NAVY (ESPN+)</b>	<b>W, 80-72</b>
D7	<b>CARLOW (ESPN+)</b>	<b>W, 106-67</b>
D10	<b>RADFORD (ESPN+)</b>	<b>W, 77-74</b>
D13	at American (ESPN+)	L, 61-69
D22	at Fordham (ESPN+)	L, 77-80 (OT)
D29	*at Furman (ESPN+)	L, 62-85
D31	* <b>ETSU (ESPN+)</b>	<b>L, 50-64</b>
J4	*at Samford (ESPN+)	L, 78-87
J7	*at Chattanooga (ESPN+)	L, 78-85
J11	* <b>UNCG (ESPN+)</b>	<b>L, 57-72</b>
J14	*at Wofford (ESPN+)	L, 67-86
J19	* <b>MERCER (ESPN+)</b>	<b>L, 61-69</b>
J21	* <b>THE CITADEL (Nexstar/ESPN+)</b>	<b>L, 52-60</b>
J25	*at UNCG (ESPN+)	L, 50-62
J28	* <b>WESTERN CAROLINA (ESPN+)</b>	<b>L, 65-71</b>
F2	*at The Citadel (ESPN+)	W, 75-69
F4	*at Mercer (ESPN+)	L, 54-80
F8	* <b>FURMAN (ESPN+)</b>	<b>L, 63-94</b>
F10	*at ETSU (ESPN+)	L, 65-69
F15	* <b>CHATTANOOGA (ESPN+)</b>	<b>L, 58-78</b>
F18	* <b>SAMFORD (Nexstar/ESPN+)</b>	<b>1 p.m.</b>
F22	* <b>WOFFORD (ESPN+)</b>	<b>7 p.m.</b>
F25	*at Western Carolina (ESPN+)	4 p.m.
M3-6	at Ingles SoCon Championship (Asheville, N.C.)	


^ - JK54 Classic (Farmville, Va.)



**Western Carolina**  
(15-13, 8-7 SoCon)

N7	at Georgia (SEC Network Plus)	L, 55-68
N10	at Maryland (Big Ten Network Plus)	L, 51-71
N13	<b>BRESCIA (ESPN+)</b>	<b>W, 112-45</b>
N18	at McNeese^ (ESPN+)	W, 88-69
N19	vs. Lamar^	W, 98-91 (OT)
N20	vs. Lindenwood^	W, 90-88 (OT)
N26	at UNC Asheville (ESPN+)	L, 61-73
N30	<b>GARDNER-WEBB (ESPN+)</b>	<b>L, 55-71</b>
D3	<b>USC UPSTATE (ESPN+)</b>	<b>L, 64-79</b>
D7	at Davidson (ESPN+)	L, 64-72
D10	<b>BREVARD (ESPN+)</b>	<b>W, 99-55</b>
D17	at Tennessee Tech (ESPN+)	W, 75-65
D20	<b>TOCCOA FALLS (ESPN+)</b>	<b>W, 117-50</b>
D29	* <b>UNCG (ESPN+)</b>	<b>L, 47-72</b>
D31	* <b>FURMAN (ESPN+)</b>	<b>W, 79-67</b>
J4	*at ETSU (ESPN+)	W, 71-60
J7	* <b>MERCER (ESPN+)</b>	<b>W, 73-45</b>
J11	*at Chattanooga (ESPN+)	L, 76-95
J14	*at The Citadel (ESPN+)	L, 61-65
J18	* <b>WOFFORD (ESPN+)</b>	<b>W, 76-71</b>
J21	*at Samford (ESPN+)	L, 65-74
J25	* <b>THE CITADEL (ESPN+)</b>	<b>L, 70-81</b>
J28	*at VMI (ESPN+)	W, 71-65
F1	* <b>SAMFORD (ESPN+)</b>	<b>L, 77-85</b>
F4	* <b>CHATTANOOGA (Nexstar/ESPN+)</b>	<b>W, 83-68</b>
F8	*at Wofford (ESPN+)	W, 95-91 (2OT)
F11	*at Furman (Nexstar/ESPN+)	L, 59-93
F15	* <b>ETSU (ESPN+)</b>	<b>W, 68-66</b>
F18	*at Mercer (ESPN+)	2 p.m.
F22	*at UNCG (ESPN+)	7 p.m.
F25	* <b>VMI (ESPN+)</b>	<b>4 p.m.</b>
M3-6	at Ingles SoCon Championship (Asheville, N.C.)	

^ - McNeese MTE (Lake Charles, La.)



**Wofford**  
(14-14, 6-9 SoCon)

N7	<b>BOB JONES (ESPN+)</b>	<b>W, 120-48</b>
N12	at High Point (ESPN+)	L, 80-91
N14	at Drake (Mediacom MC22/ESPN+)	L, 72-80
N18	<b>GARDNER-WEBB^ (ESPN+)</b>	<b>W, 60-58</b>
N20	<b>NORTH CAROLINA A&amp;T^ (ESPN+)</b>	<b>W, 78-64</b>
N23	<b>NORTH GREENVILLE (ESPN+)</b>	<b>W, 70-59</b>
N27	at LSU (ESPN+/SEC Network Plus)	L, 75-78
D1	<b>PRESBYTERIAN (ESPN+)</b>	<b>W, 76-63</b>
D3	at Vanderbilt (SEC Network Plus)	L, 62-65
D6	<b>COASTAL CAROLINA (ESPN+)</b>	<b>W, 71-61</b>
D10	at Georgia Southern (ESPN+)	L, 57-79
D17	<b>MONTREAT (ESPN+)</b>	<b>W, 107-65</b>
D20	at Texas A&M (SEC Network Plus)	W, 67-62
D29	* <b>ETSU (ESPN+)</b>	<b>L, 71-73</b>
D31	* <b>UNCG (ESPN+)</b>	<b>L, 64-73</b>
J4	*at Mercer (ESPN+)	W, 53-52
J7	* <b>THE CITADEL (Nexstar/ESPN+)</b>	<b>W, 77-57</b>
J11	*at Samford (ESPN+)	L, 58-83
J14	* <b>VMI (ESPN+)</b>	<b>W, 86-67</b>
J18	*at Western Carolina (ESPN+)	L, 71-76
J22	* <b>FURMAN (ESPN+)</b>	<b>L, 82-96</b>
J25	*at Chattanooga (ESPN+)	W, 85-80
J28	* <b>SAMFORD (CBS Sports Network)</b>	<b>W, 85-77</b>
F1	*at ETSU (ESPN+)	L, 52-77
F4	*at Furman& (CBS Sports Network)	L, 67-80
F8	* <b>WESTERN CAROLINA (ESPN+)</b>	<b>L, 91-95 (2OT)</b>
F12	*at UNCG (ESPN+)	L, 89-97 (OT)
F15	* <b>MERCER (ESPN+)</b>	<b>W, 70-67</b>
F18	*at The Citadel (ESPN+)	1 p.m.
F22	*at VMI (ESPN+)	7 p.m.
F25	* <b>CHATTANOOGA (Nexstar/ESPN+)</b>	<b>7 p.m.</b>
M3-6	at Ingles SoCon Championship (Asheville, N.C.)	

^ - Battle of the Carolinas  
& - Bon Secours Wellness Arena

### Southern Conference men's basketball media relations information

<p><b>The Citadel (CitadelSports.com)</b> John Brush (jbrush@citadel.edu) Phone: 843-953-6795</p> <p><b>ETSU (ETSUBucs.com)</b> Kevin Brown (brownk@etsu.edu) Phone: 423-439-5263</p> <p><b>Furman (FurmanPaladins.com)</b> Jordan Caskey (jordan.caskey@furman.edu) Phone: 864-294-3065</p> <p><b>Mercer (MercerBears.com)</b> Amanda Cover (cover_al@mercer.edu) Phone: 478-301-5218</p> <p><b>UNCG (UNCGSpartans.com)</b> Denise Archetto (d_archetto@uncg.edu) Phone: 770-598-2901</p> <p><b>Samford (SamfordSports.com)</b> Jacob Horton (jhorton8@samford.edu) Phone: 205-726-4217</p>	<p><b>Chattanooga (GoMocs.com)</b> Corey Belonzi (corey-belonzi@utc.edu) Phone: 423-425-2116</p> <p><b>VMI (VMIKeydets.com)</b> Daniel Whitehead (whiteheadk@vmi.edu) Phone: 540-464-7514</p> <p><b>Western Carolina (CatamountSports.com)</b> Steven Grandy (sgrandy@email.wcu.edu) Phone: 828-227-2655</p> <p><b>Wofford (WoffordTerriers.com)</b> Ryan Scott (scottrm@wofford.edu) Phone: 864-597-4092</p> <p><b>Southern Conference (SoConSports.com)</b> Phil Perry (pperry@socon.org) Phone: 864-591-5100 // Cell: 864-525-5174</p>	
--	---	--



2022-23 Southern Conference  
CONFERENCE BASKETBALL STATISTICS  
Through games of Feb 17, 2023 (All games)

SCORING OFFENSE	G	W-L	Pts	Avg/G
1. Furman	28	21-7	2301	82.2
2. Samford	28	19-9	2187	78.1
3. Chattanooga	28	15-13	2152	76.9
4. Western Carolina	28	15-13	2100	75.0
5. Wofford	28	14-14	2096	74.9
6. UNCG	28	18-10	2014	71.9
7. Mercer	28	12-16	1937	69.2
8. ETSU	28	10-18	1934	69.1
VMI	28	6-22	1934	69.1
10. The Citadel	28	10-18	1929	68.9

SCORING DEFENSE	G	Pts	Avg/G
1. UNCG	28	1806	64.5
2. Mercer	28	1906	68.1
3. ETSU	28	1924	68.7
4. Chattanooga	28	1965	70.2
5. Furman	28	1979	70.7
6. Samford	28	1981	70.8
7. Western Carolina	28	1995	71.2
8. Wofford	28	2023	72.2
9. The Citadel	28	2086	74.5
10. VMI	28	2101	75.0

SCORING MARGIN	G	Offense	Defense	Margin
1. Furman	28	82.2	70.7	+11.5
2. UNCG	28	71.9	64.5	+7.4
3. Samford	28	78.1	70.8	+7.4
4. Chattanooga	28	76.9	70.2	+6.7
5. Western Carolina	28	75.0	71.2	+3.8
6. Wofford	28	74.9	72.2	+2.6
7. Mercer	28	69.2	68.1	+1.1
8. ETSU	28	69.1	68.7	+0.4
9. The Citadel	28	68.9	74.5	-5.6
10. VMI	28	69.1	75.0	-6.0

FREE THROW PCT	G	FTM	FTA	Pct.
1. VMI	28	261	341	.765
2. The Citadel	28	339	444	.764
3. Samford	28	495	657	.753
4. Furman	28	380	510	.745
5. Wofford	28	349	477	.732
6. UNCG	28	375	521	.720
7. Chattanooga	28	360	502	.717
8. Western Carolina	28	417	584	.714
9. Mercer	28	320	467	.685
10. ETSU	28	312	468	.667

FIELD GOAL PERCENTAGE	G	FGM	FGA	Pct.
1. Furman	28	824	1699	.485
2. Wofford	28	769	1616	.476
3. ETSU	28	725	1602	.453
4. Samford	28	726	1608	.451
5. Mercer	28	724	1609	.450
6. Chattanooga	28	735	1639	.448
7. UNCG	28	709	1612	.440
8. The Citadel	28	689	1577	.437
9. Western Carolina	28	719	1675	.429
10. VMI	28	702	1668	.421

FIELD GOAL PCT DEFENSE	G	FGM	FGA	Pct.
1. UNCG	28	634	1568	.404
2. Chattanooga	28	703	1681	.418
3. Samford	28	674	1564	.431
4. ETSU	28	695	1609	.432
5. Mercer	28	674	1544	.437
6. The Citadel	28	727	1646	.442
7. Furman	28	723	1628	.444
8. Western Carolina	28	729	1640	.445
9. VMI	28	752	1651	.455
10. Wofford	28	748	1641	.456

3-POINT FG PCT	G	3FGM	3FGA	Pct.
1. Chattanooga	28	322	850	.379
2. VMI	28	269	756	.356
3. Furman	28	273	782	.349
4. UNCG	28	221	634	.349
5. Mercer	28	169	495	.341
6. Western Carolina	28	245	720	.340
7. Samford	28	240	706	.340
8. The Citadel	28	212	630	.337
9. Wofford	28	209	627	.333
10. ETSU	28	172	554	.310

3-POINT FG PCT DEFENSE	G	3FGM	3FGA	Pct.
1. UNCG	28	202	640	.316
2. ETSU	28	222	690	.322
3. The Citadel	28	228	697	.327
4. Western Carolina	28	154	465	.331
5. Chattanooga	28	235	698	.337
6. Wofford	28	232	682	.340
7. Furman	28	196	572	.343
8. Mercer	28	181	525	.345
9. VMI	28	287	821	.350
10. Samford	28	240	660	.364

REBOUNDING OFFENSE	G	Rebounds	Avg/G
1. Western Carolina	28	1041	37.2
2. Chattanooga	28	1037	37.0
3. UNCG	28	1035	37.0
4. Furman	28	1015	36.2
5. Samford	28	1009	36.0
6. VMI	28	1006	35.9
7. ETSU	28	994	35.5
8. Mercer	28	952	34.0
9. Wofford	28	922	32.9
10. The Citadel	28	906	32.4

REBOUNDING DEFENSE	G	Rebounds	Avg/G
1. Wofford	28	876	31.3
2. Furman	28	914	32.6
3. Mercer	28	922	32.9
4. ETSU	28	934	33.4
5. Samford	28	935	33.4
6. Chattanooga	28	938	33.5
7. UNCG	28	940	33.6
8. VMI	28	942	33.6
9. Western Carolina	28	984	35.1
10. The Citadel	28	1035	37.0



2022-23 Southern Conference  
CONFERENCE BASKETBALL STATISTICS  
Through games of Feb 17, 2023 (All games)

REBOUNDING MARGIN		G	Team	Avg.	Opp.	Avg.	Margin
1.	Furman	28	1015	36.2	914	32.6	+3.6
2.	Chattanooga	28	1037	37.0	938	33.5	+3.5
3.	UNCG	28	1035	37.0	940	33.6	+3.4
4.	Samford	28	1009	36.0	935	33.4	+2.6
5.	VMI	28	1006	35.9	942	33.6	+2.3
6.	ETSU	28	994	35.5	934	33.4	+2.1
7.	Western Carolina	28	1041	37.2	984	35.1	+2.0
8.	Wofford	28	922	32.9	876	31.3	+1.6
9.	Mercer	28	952	34.0	922	32.9	+1.1
10.	The Citadel	28	906	32.4	1035	37.0	-4.6

BLOCKED SHOTS		G	No.	Avg/G
1.	Chattanooga	28	106	3.8
2.	Furman	28	91	3.3
3.	ETSU	28	85	3.0
4.	Western Carolina	28	74	2.6
5.	Samford	28	73	2.6
6.	The Citadel	28	71	2.5
7.	UNCG	28	69	2.5
8.	Mercer	28	57	2.0
9.	Wofford	28	56	2.0
10.	VMI	28	33	1.2

ASSISTS		G	No.	Avg/G
1.	Furman	28	505	18.0
2.	Chattanooga	28	435	15.5
3.	UNCG	28	416	14.9
4.	Mercer	28	373	13.3
5.	Wofford	28	356	12.7
6.	Western Carolina	28	354	12.6
7.	ETSU	28	346	12.4
8.	The Citadel	28	338	12.1
9.	Samford	28	318	11.4
10.	VMI	28	317	11.3

STEALS		G	No.	Avg/G
1.	Samford	28	220	7.9
2.	UNCG	28	205	7.3
3.	Furman	28	195	7.0
4.	ETSU	28	179	6.4
5.	Chattanooga	28	164	5.9
6.	Wofford	28	161	5.8
	Western Carolina	28	161	5.8
8.	Mercer	28	159	5.7
9.	The Citadel	28	157	5.6
10.	VMI	28	149	5.3

TURNOVER MARGIN		G	Team	Avg.	Opp.	Avg.	Margin
1.	Furman	28	324	11.6	378	13.5	+1.9
2.	Samford	28	364	13.0	414	14.8	+1.8
3.	UNCG	28	340	12.1	386	13.8	+1.6
4.	Mercer	28	310	11.1	336	12.0	+0.9
5.	Western Carolina	28	308	11.0	323	11.5	+0.5
6.	Wofford	28	309	11.0	313	11.2	+0.1
7.	ETSU	28	375	13.4	353	12.6	-0.8
8.	Chattanooga	28	330	11.8	305	10.9	-0.9
9.	The Citadel	28	349	12.5	312	11.1	-1.3
10.	VMI	28	377	13.5	298	10.6	-2.8

ASSIST/TURNOVER RATIO		G	Ast.	Avg.	T/O	Avg.	Ratio
1.	Furman	28	505	18.0	324	11.6	1.6
2.	Chattanooga	28	435	15.5	330	11.8	1.3
3.	UNCG	28	416	14.9	340	12.1	1.2
4.	Mercer	28	373	13.3	310	11.1	1.2
5.	Wofford	28	356	12.7	309	11.0	1.2
6.	Western Carolina	28	354	12.6	308	11.0	1.1
7.	The Citadel	28	338	12.1	349	12.5	1.0
8.	ETSU	28	346	12.4	375	13.4	0.9
9.	Samford	28	318	11.4	364	13.0	0.9
10.	VMI	28	317	11.3	377	13.5	0.8

OFFENSIVE REBOUNDS		G	No.	Avg/G
1.	VMI	28	309	11.0
2.	ETSU	28	304	10.9
3.	UNCG	28	296	10.6
4.	Samford	28	293	10.5
5.	Chattanooga	28	287	10.3
6.	Furman	28	285	10.2
7.	Western Carolina	28	284	10.1
8.	Mercer	28	280	10.0
9.	Wofford	28	252	9.0
10.	The Citadel	28	201	7.2

DEFENSIVE REBOUNDS		G	No.	Avg/G
1.	Western Carolina	28	757	27.0
2.	Chattanooga	28	750	26.8
3.	UNCG	28	739	26.4
4.	Furman	28	730	26.1
5.	Samford	28	716	25.6
6.	The Citadel	28	705	25.2
7.	VMI	28	697	24.9
8.	ETSU	28	690	24.6
9.	Mercer	28	672	24.0
10.	Wofford	28	670	23.9

DEFENSIVE REB PCT.		G	D-Reb	Opp. OR	D-Reb%
1.	Western Carolina	28	757	240	.759
2.	Furman	28	730	252	.743
3.	Chattanooga	28	750	260	.743
4.	UNCG	28	739	264	.737
5.	Wofford	28	670	249	.729
6.	Samford	28	716	267	.728
7.	VMI	28	697	261	.728
8.	Mercer	28	672	258	.723
9.	ETSU	28	690	281	.711
10.	The Citadel	28	705	299	.702

OFFENSIVE REB PCT.		G	O-Reb	Opp. DR	O-Reb%
1.	ETSU	28	304	653	.318
2.	VMI	28	309	681	.312
3.	Samford	28	293	668	.305
4.	UNCG	28	296	676	.305
5.	Furman	28	285	662	.301
6.	Chattanooga	28	287	678	.297
7.	Mercer	28	280	664	.297
8.	Wofford	28	252	627	.287
9.	Western Carolina	28	284	744	.276
10.	The Citadel	28	201	736	.215

2022-23 Southern Conference  
CONFERENCE BASKETBALL STATISTICS  
Through games of Feb 17, 2023 (All games)

3-POINT FG MADE	G	No.	Avg/G
1. Chattanooga	28	322	11.5
2. Furman	28	273	9.8
3. VMI	28	269	9.6
4. Western Carolina	28	245	8.8
5. Samford	28	240	8.6
6. UNCG	28	221	7.9
7. The Citadel	28	212	7.6
8. Wofford	28	209	7.5
9. ETSU	28	172	6.1
10. Mercer	28	169	6.0

2022-23 Southern Conference  
CONFERENCE BASKETBALL STATISTICS  
Through games of Feb 17, 2023 (All games)

Team	Conference	Pct.	PF	PA	Overall	Pct.	PF	PA	Current unbeaten streak
Samford	13-2	.867	77.3	70.6	19-9	.679	78.1	70.8	Samford -- 5
Furman	12-3	.800	81.8	68.7	21-7	.750	82.2	70.7	Chattanooga -- 3
UNCG	12-3	.800	73.4	63.4	18-10	.643	71.9	64.5	Western Carolina -- 1
Western Carolina	8-7	.533	71.4	73.2	15-13	.536	75.0	71.2	The Citadel -- 1
Chattanooga	7-8	.467	73.7	71.5	15-13	.536	76.9	70.2	Wofford -- 1
Wofford	6-9	.400	73.4	76.7	14-14	.500	74.9	72.2	
ETSU	6-9	.400	67.4	68.5	10-18	.357	69.1	68.7	
Mercer	5-10	.333	62.3	67.4	12-16	.429	69.2	68.1	
The Citadel	5-10	.333	66.9	74.5	10-18	.357	68.9	74.5	
VMI	1-14	.067	62.3	75.4	6-22	.214	69.1	75.0	

TEAM SUMMARIES	G	PF-PA	Avg score	Margin	FG-FGA	Pct.	3FG-FGA	Pct.	FT-FTA	Pct.	RebF	RebA	Margin
Chattanooga	28	2152-1965	76.9-70.2	+6.7	735-1639	.448	322-850	.379	360-502	.717	1037	938	+3.5
ETSU	28	1934-1924	69.1-68.7	+0.4	725-1602	.453	172-554	.310	312-468	.667	994	934	+2.1
Furman	28	2301-1979	82.2-70.7	+11.5	824-1699	.485	273-782	.349	380-510	.745	1015	914	+3.6
Mercer	28	1937-1906	69.2-68.1	+1.1	724-1609	.450	169-495	.341	320-467	.685	952	922	+1.1
Samford	28	2187-1981	78.1-70.8	+7.4	726-1608	.451	240-706	.340	495-657	.753	1009	935	+2.6
The Citadel	28	1929-2086	68.9-74.5	-5.6	689-1577	.437	212-630	.337	339-444	.764	906	1035	-4.6
UNCG	28	2014-1806	71.9-64.5	+7.4	709-1612	.440	221-634	.349	375-521	.720	1035	940	+3.4
VMI	28	1934-2101	69.1-75.0	-6.0	702-1668	.421	269-756	.356	261-341	.765	1006	942	+2.3
Western Carolina	28	2100-1995	75.0-71.2	+3.8	719-1675	.429	245-720	.340	417-584	.714	1041	984	+2.0
Wofford	28	2096-2023	74.9-72.2	+2.6	769-1616	.476	209-627	.333	349-477	.732	922	876	+1.6

ATTENDANCE	Home	Average	Away	Average	Neutral	Average	Total	Average
Chattanooga	14-42859	3061	14-39234	2802	0-0	0	28-82093	2932
ETSU	14-42884	3063	12-33085	2757	2-1796	898	28-77765	2777
Furman	14-30985	2213	10-29861	2986	4-7768	1942	28-68614	2450
Mercer	12-20126	1677	13-29033	2233	3-804	268	28-49963	1784
Samford	15-36534	2436	13-26565	2043	0-0	0	28-63099	2254
The Citadel	13-20479	1575	13-48172	3706	2-467	234	28-69118	2468
UNCG	13-17668	1359	12-46540	3878	3-0	0	28-64208	2293
VMI	12-15160	1263	14-29745	2125	2-264	132	28-45169	1613
Western Carolina	13-21567	1659	13-42859	3297	2-390	195	28-64816	2315
Wofford	15-18343	1223	13-47827	3679	0-0	0	28-66170	2363
Totals	135-266605	1975	127-372921	2936	18-11489	638	280-651015	2325

2022-23 Southern Conference  
INDIVIDUAL BASKETBALL STATISTICS  
Through games of Feb 17, 2023 (All games)

To be ranked, a player must appear in at least 75.0% of their team's games.

SCORING								REBOUNDING							
	Cl	G	FG	3FG	FT	Pts	Avg/G		Cl	G	Off	Def	Total	Avg/G	
1. Mike Bothwell-FUR	Sr	28	176	39	112	503	18.0	1. Tyzhaun Claude-WCU	Jr	25	81	132	213	8.5	
2. Stephen Clark-CIT	Sr	28	192	11	80	475	17.0	2. Vonterius Woolbright-WCU	Sr	27	40	159	199	7.4	
3. B.J. Mack-WOF	Sr	27	159	46	78	442	16.4	3. Jaden Seymour-ETSU	So	25	58	123	181	7.2	
4. Jalen Slawson-FUR	Sr	28	154	31	103	442	15.8	4. Mohammed Abdulsalam-UNCG	Sr	28	58	144	202	7.2	
5. Tre Jackson-WCU	Jr	27	134	91	61	420	15.6	5. Jalen Slawson-FUR	Sr	28	50	147	197	7.0	
6. Jalyn McCreary-MER	So	28	198	0	36	432	15.4	6. Taeshaud Jackson-VMI	Fr	27	56	126	182	6.7	
7. Tyzhaun Claude-WCU	Jr	25	137	2	109	385	15.4	7. Stephen Clark-CIT	Sr	28	45	138	183	6.5	
8. Austin Ash-CIT	Sr	28	137	93	52	419	15.0	8. Jermaine Marshall-SAM	Jr	27	50	122	172	6.4	
9. Jackson Paveletzke-WOF	Fr	28	136	35	104	411	14.7	9. Jalen Haynes-ETSU	So	28	72	105	177	6.3	
10. Jordan King-ETSU	Sr	28	145	55	63	408	14.6	10. Keondre Kennedy-UNCG	Sr	26	29	129	158	6.1	
11. Vonterius Woolbright-WCU	Sr	27	136	8	113	393	14.6	11. Jalyn McCreary-MER	So	28	62	92	154	5.5	
12. Jalen Haynes-ETSU	So	28	149	3	102	403	14.4	12. B.J. Mack-WOF	Sr	27	28	118	146	5.4	
13. Keyshaun Langley-UNCG	Sr	28	142	79	39	402	14.4	13. Logan Dye-SAM	Sr	28	44	105	149	5.3	
14. Logan Dye-SAM	Sr	28	133	33	84	383	13.7	14. Marcus Foster-FUR	Jr	28	36	109	145	5.2	
15. Asher Woods-VMI	Fr	28	133	41	73	380	13.6	15. Messiah Jones-WOF	Sr	28	62	82	144	5.1	
16. Keondre Kennedy-UNCG	Sr	26	113	55	69	350	13.5	16. Sean Conway-VMI	Sr	28	50	93	143	5.1	
17. Jamal Johnson-UTC	Sr	28	113	72	73	371	13.3	17. Rickey Bradley-VMI	Fr	27	34	100	134	5.0	
18. Sean Conway-VMI	Sr	28	122	62	37	343	12.3	18. Tyler Houser-VMI	Fr	28	42	94	136	4.9	
19. Jermaine Marshall-SAM	Jr	27	103	29	93	328	12.1	19. Asher Woods-VMI	Fr	28	26	106	132	4.7	
20. Kamar Robertson-MER	Sr	24	86	38	61	271	11.3	20. Austin Ash-CIT	Sr	28	10	121	131	4.7	
21. Marcus Foster-FUR	Jr	28	107	54	38	306	10.9								
22. Mikeal Brown-Jones-UNCG	Jr	27	105	7	69	286	10.6								
23. JP Pegues-FUR	So	28	102	51	40	295	10.5								
24. Tony Felder-VMI	Fr	28	100	50	42	292	10.4								
25. Tyler Houser-VMI	Fr	28	110	34	33	287	10.3								
26. Russell Jones Jr.-WCU	Jr	28	90	51	43	274	9.8								
27. Bubba Parham-SAM	Sr	28	74	51	68	267	9.5								
28. Dalvin White-UTC	Sr	26	84	54	25	247	9.5								
29. Messiah Jones-WOF	Sr	28	101	0	63	265	9.5								
30. Shawn Walker Jr.-MER	Sr	27	90	33	30	243	9.0								

FIELD GOAL PCT						ASSISTS				
	Cl	G	FGM	FGA	Pct.		Cl	G	No.	Avg/G
1. Mikeal Brown-Jones-UNCG	Jr	27	105	179	.587	1. Vonterius Woolbright-WCU	Sr	27	129	4.8
2. Jalen Haynes-ETSU	So	28	149	260	.573	2. JP Pegues-FUR	So	28	114	4.1
3. Messiah Jones-WOF	Sr	28	101	179	.564	3. Jackson Paveletzke-WOF	Fr	28	106	3.8
4. Jalen Slawson-FUR	Sr	28	154	276	.558	4. Kobe Langley-UNCG	Sr	28	103	3.7
5. Jalyn McCreary-MER	So	28	198	356	.556	Dante Treacy-UNCG	Sr	28	103	3.7
6. Garrett Hien-FUR	Jr	26	83	153	.542	6. Jalen Slawson-FUR	Sr	28	97	3.5
7. Mike Bothwell-FUR	Sr	28	176	335	.525	7. Luis Hurtado-MER	Sr	27	90	3.3
8. Tyzhaun Claude-WCU	Jr	25	137	265	.517	8. Mike Bothwell-FUR	Sr	28	92	3.3
9. Stephen Clark-CIT	Sr	28	192	375	.512	9. Jordan King-ETSU	Sr	28	91	3.3
10. B.J. Mack-WOF	Sr	27	159	316	.503	10. Tony Felder-VMI	Fr	28	86	3.1
11. Logan Dye-SAM	Sr	28	133	266	.500	11. Stephen Clark-CIT	Sr	28	81	2.9
12. Jackson Paveletzke-WOF	Fr	28	136	279	.487	12. Allen Strothers-ETSU	Fr	28	79	2.8
13. Rickey Bradley-VMI	Fr	27	88	182	.484	13. Dalvin White-UTC	Sr	26	73	2.8
14. Jermaine Marshall-SAM	Jr	27	103	215	.479	14. Bubba Parham-SAM	Sr	28	70	2.5
15. Vonterius Woolbright-WCU	Sr	27	136	295	.461	15. Keyshaun Langley-UNCG	Sr	28	68	2.4



2022-23 Southern Conference  
INDIVIDUAL BASKETBALL STATISTICS  
Through games of Feb 17, 2023 (All games)

FREE THROW PCT					
	Cl	G	FTM	FTA	Pct.
1. Tre Jackson-WCU	Jr	27	61	66	.924
2. Jordan King-ETSU	Sr	28	63	75	.840
3. Jackson Paveletzke-WOF	Fr	28	104	124	.839
4. Mike Bothwell-FUR	Sr	28	112	134	.836
5. Kamar Robertson-MER	Sr	24	61	73	.836
6. Jamal Johnson-UTC	Sr	28	73	88	.830
7. Keondre Kennedy-UNCG	Sr	26	69	84	.821
8. Bubba Parham-SAM	Sr	28	68	83	.819
9. Asher Woods-VMI	Fr	28	73	90	.811
10. Jalen Slawson-FUR	Sr	28	103	128	.805
11. B.J. Mack-WOF	Sr	27	78	97	.804
12. Jermaine Marshall-SAM	Jr	27	93	121	.769
13. Mikeal Brown-Jones-UNCG	Jr	27	69	90	.767
14. Tyzhaun Claude-WCU	Jr	25	109	154	.708
15. Logan Dye-SAM	Sr	28	84	119	.706

STEALS				
	Cl	G	No.	Avg/G
1. Kobe Langley-UNCG	Sr	28	54	1.9
2. Keyshaun Langley-UNCG	Sr	28	51	1.8
3. Elijah Morgan-CIT	Jr	28	49	1.8
4. Jalen Slawson-FUR	Sr	28	48	1.7
5. A.J. Staton-McCray-SAM	So	27	46	1.7
6. Russell Jones Jr.-WCU	Jr	28	46	1.6
7. Corey Tripp-WOF	So	28	35	1.3
8. Jermaine Marshall-SAM	Jr	27	33	1.2
9. Allen Strothers-ETSU	Fr	28	34	1.2
Jordan King-ETSU	Sr	28	34	1.2
11. Vonterius Woolbright-WCU	Sr	27	32	1.2
12. Jamal Johnson-UTC	Sr	28	33	1.2
13. Bubba Parham-SAM	Sr	28	31	1.1
14. Tre Jackson-WCU	Jr	27	29	1.1
15. Austin Ash-CIT	Sr	28	30	1.1

3-POINT FG PCT					
	Cl	G	3FG	FGA	Pct.
1. Dalvin White-UTC	Sr	26	54	121	.446
2. Tre Jackson-WCU	Jr	27	91	211	.431
3. Keyshaun Langley-UNCG	Sr	28	79	189	.418
4. Kamar Robertson-MER	Sr	24	38	92	.413
5. Keondre Kennedy-UNCG	Sr	26	55	138	.399
6. Sean Conway-VMI	Sr	28	62	157	.395
7. Jamal Johnson-UTC	Sr	28	72	183	.393
8. Austin Ash-CIT	Sr	28	93	237	.392
9. Jackson Paveletzke-WOF	Fr	28	35	90	.389
10. Shawn Walker Jr.-MER	Sr	27	33	86	.384
11. Jalen Slawson-FUR	Sr	28	31	82	.378
12. Marcus Foster-FUR	Jr	28	54	145	.372
13. Bubba Parham-SAM	Sr	28	51	137	.372
14. Alex Williams-FUR	So	21	23	62	.371
15. Jamarius Hairston-ETSU	Sr	21	24	65	.369

3-POINT FG MADE				
	Cl	G	3FG	Avg/G
1. Tre Jackson-WCU	Jr	27	91	3.4
2. Austin Ash-CIT	Sr	28	93	3.3
3. Keyshaun Langley-UNCG	Sr	28	79	2.8
4. Jamal Johnson-UTC	Sr	28	72	2.6
5. Sean Conway-VMI	Sr	28	62	2.2
6. Keondre Kennedy-UNCG	Sr	26	55	2.1
7. Dalvin White-UTC	Sr	26	54	2.1
8. Jordan King-ETSU	Sr	28	55	2.0
9. Marcus Foster-FUR	Jr	28	54	1.9
10. JP Pegues-FUR	So	28	51	1.8
Russell Jones Jr.-WCU	Jr	28	51	1.8
Bubba Parham-SAM	Sr	28	51	1.8
13. Tony Felder-VMI	Fr	28	50	1.8
14. B.J. Mack-WOF	Sr	27	46	1.7
15. Kamar Robertson-MER	Sr	24	38	1.6

BLOCKED SHOTS				
	Cl	G	No.	Avg/G
1. Stephen Clark-CIT	Sr	28	48	1.7
2. Jalen Slawson-FUR	Sr	28	44	1.6
3. Jaden Seymour-ETSU	So	25	26	1.0
4. Tyzhaun Claude-WCU	Jr	25	23	0.9
5. Achor Achor-SAM	So	26	22	0.8
6. Sam Alexis-UTC	Fr	25	18	0.7
7. Tyler Harris-WCU	Sr	28	19	0.7
Logan Dye-SAM	Sr	28	19	0.7
9. Keondre Kennedy-UNCG	Sr	26	16	0.6
10. Jalyn McCreary-MER	So	28	17	0.6
11. Brady Spence-CIT	Sr	22	13	0.6
12. Mohammed Abdulsalam-UNCG	Sr	28	16	0.6
Jalen Haynes-ETSU	So	28	16	0.6
14. Messiah Jones-WOF	Sr	28	14	0.5
Garrett Hien-FUR	Jr	26	13	0.5

ASSIST/TURNOVER RATIO					
	Cl	G	Ast.	T/O	Ratio
1. Kobe Langley-UNCG	Sr	28	103	37	2.8
2. JP Pegues-FUR	So	28	114	54	2.1
3. Dante Treacy-UNCG	Sr	28	103	52	2.0
4. Mike Bothwell-FUR	Sr	28	92	48	1.9
5. Vonterius Woolbright-WCU	Sr	27	129	74	1.7
6. Luis Hurtado-MER	Sr	27	90	52	1.7
7. Jackson Paveletzke-WOF	Fr	28	106	62	1.7
8. Jordan King-ETSU	Sr	28	91	64	1.4
9. Tony Felder-VMI	Fr	28	86	64	1.3
10. Jalen Slawson-FUR	Sr	28	97	74	1.3

2022-23 Southern Conference  
INDIVIDUAL BASKETBALL STATISTICS  
Through games of Feb 17, 2023 (All games)

OFFENSIVE REBOUNDS	Cl	G	No.	Avg/G
1. Tyzhaun Claude-WCU	Jr	25	81	3.2
2. Jalen Haynes-ETSU	So	28	72	2.6
3. Jaden Seymour-ETSU	So	25	58	2.3
4. Messiah Jones-WOF	Sr	28	62	2.2
Jalyn McCreary-MER	So	28	62	2.2
6. Taeshaud Jackson-VMI	Fr	27	56	2.1
7. Mohammed Abdulsalam-UNCG	Sr	28	58	2.1
8. Bas Leyte-UNCG	Sr	28	57	2.0
9. Kyler Filewich-WOF	Jr	28	56	2.0
10. Jermaine Marshall-SAM	Jr	27	50	1.9
11. Sean Conway-VMI	Sr	28	50	1.8
Jalen Slawson-FUR	Sr	28	50	1.8
13. Stephen Clark-CIT	Sr	28	45	1.6
14. Sam Alexis-UTC	Fr	25	40	1.6
15. Logan Dye-SAM	Sr	28	44	1.6

DEFENSIVE REBOUNDS	Cl	G	No.	Avg/G
1. Vonterius Woolbright-WCU	Sr	27	159	5.9
2. Tyzhaun Claude-WCU	Jr	25	132	5.3
3. Jalen Slawson-FUR	Sr	28	147	5.3
4. Mohammed Abdulsalam-UNCG	Sr	28	144	5.1
5. Keondre Kennedy-UNCG	Sr	26	129	5.0
6. Stephen Clark-CIT	Sr	28	138	4.9
7. Jaden Seymour-ETSU	So	25	123	4.9
8. Taeshaud Jackson-VMI	Fr	27	126	4.7
9. Jermaine Marshall-SAM	Jr	27	122	4.5
10. B.J. Mack-WOF	Sr	27	118	4.4
11. Austin Ash-CIT	Sr	28	121	4.3
12. Marcus Foster-FUR	Jr	28	109	3.9
13. Asher Woods-VMI	Fr	28	106	3.8
14. Jalen Haynes-ETSU	So	28	105	3.8
Logan Dye-SAM	Sr	28	105	3.8

MINUTES PLAYED	Cl	G	No.	Avg/G
1. Austin Ash-CIT	Sr	28	1044	37.3
2. Jordan King-ETSU	Sr	28	990	35.4
3. Asher Woods-VMI	Fr	28	982	35.1
4. Tre Jackson-WCU	Jr	27	931	34.5
5. Stephen Clark-CIT	Sr	28	958	34.2
6. Mike Bothwell-FUR	Sr	28	943	33.7
7. Jackson Paveletzke-WOF	Fr	28	909	32.5
8. Russell Jones Jr.-WCU	Jr	28	908	32.4
9. Vonterius Woolbright-WCU	Sr	27	862	31.9
10. JP Pegues-FUR	So	28	880	31.4
11. Jalen Slawson-FUR	Sr	28	861	30.8
12. Keondre Kennedy-UNCG	Sr	26	797	30.7
13. B.J. Mack-WOF	Sr	27	823	30.5
14. Elijah Morgan-CIT	Jr	28	853	30.5
15. Rickey Bradley-VMI	Fr	27	817	30.3
16. Corey Tripp-WOF	So	28	837	29.9
17. Sean Conway-VMI	Sr	28	836	29.9
18. Keyshaun Langley-UNCG	Sr	28	833	29.8
19. Shawn Walker Jr.-MER	Sr	27	787	29.1
20. Jamal Johnson-UTC	Sr	28	816	29.1
21. Tyler Harris-WCU	Sr	28	815	29.1
22. Bubba Parham-SAM	Sr	28	811	29.0
23. Marcus Foster-FUR	Jr	28	799	28.5
24. Jalen Haynes-ETSU	So	28	784	28.0
25. Dante Treacy-UNCG	Sr	28	772	27.6
26. Allen Strothers-ETSU	Fr	28	757	27.0
27. A.J. Caldwell-UTC	Sr	28	750	26.8
28. Kamar Robertson-MER	Sr	24	638	26.6
29. Tony Felder-VMI	Fr	28	743	26.5
30. Jaden Seymour-ETSU	So	25	662	26.5

2022-23 Southern Conference  
Conference Team Highs  
Through games of Feb 17, 2023 (All games)

TEAM HIGHS (highest totals made by)

Points	120	Wofford vs Bob Jones (11/07/22)
	120	UNCG vs Warren Wilson (12/18/22)
Margin	72 (120-48)	Wofford vs Bob Jones (11/07/22)
	72 (120-48)	UNCG vs Warren Wilson (12/18/22)
Field goals made	49	Wofford vs Bob Jones (11/07/22)
	46	Mercer vs Milligan (11/11/22)
Field goal attempts	86	Western Carolina vs Toccoa Falls (12/20/22)
	83	The Citadel vs Morris (11/15/22)
Field goal percentage	.662 (45-68)	UNCG vs Warren Wilson (12/18/22)
	.661 (37-56)	VMI vs Regent (11/26/22)
3-Pt FG made	22	Chattanooga vs Covenant (11/19/22)
	20	VMI vs Carlow (12/07/22)
3-Pt FG attempts	53	VMI vs Carlow (12/07/22)
	45	Furman at VMI (02/08/23)
3-Pt percentage	.625 (10-16)	Furman at Mercer (01/11/23)
	.615 (16-26)	VMI at Chattanooga (01/07/23)
Free throws made	33	UNCG at Furman (01/14/23)
	29	Samford at The Citadel (12/31/22)
Free throw attempts	42	ETSU vs Little Rock (11/17/22)
	41	UNCG at Furman (01/14/23)
Free throw percentage	1.000 (17-17)	The Citadel at VMI (01/21/23)
	1.000 (16-16)	ETSU vs Chattanooga (01/28/23)
	1.000 (12-12)	The Citadel vs IUPUI (11/25/22)
	1.000 (11-11)	VMI at Furman (12/29/22)
	1.000 (10-10)	VMI at ETSU (02/10/23)
	1.000 (7-7)	Wofford at Texas A&M (12/20/22)
Rebounds	69	The Citadel vs Morris (11/15/22)
	64	Western Carolina vs Brescia (11/13/22)
Assists	32	UNCG vs Warren Wilson (12/18/22)
	31	Mercer vs Milligan (11/11/22)
	31	Mercer vs Middle Georgia State (12/06/22)
Steals	16	ETSU at The Citadel (01/11/23)
	15	Furman vs North Greenville (11/07/22)
Blocked shots	11	Chattanooga vs Johnson (Tenn.) (12/10/22)
	9	The Citadel vs Western Carolina (01/14/23)
	9	Western Carolina vs Wofford (01/18/23)
Turnovers	24	VMI vs SIUE (11/19/22)
	23	Samford vs Louisiana Tech (11/25/22)
Fouls	29	The Citadel at N.C. Central (12/20/22)
	29	Furman vs UNCG (01/14/23)

2022-23 Southern Conference  
Conference Individual Highs  
Through games of Feb 17, 2023 (All games)

INDIVIDUAL PLAYER GAME HIGHS

Points	47		Tre Jackson (Western Carolina) at Wofford (02/08/23)
	42		Jordan King (ETSU) at The Citadel (01/11/23)
Field goals made	14		Jordan King (ETSU) at The Citadel (01/11/23)
	14		Tre Jackson (Western Carolina) at Wofford (02/08/23)
Field goal attempts	26		Vonterius Woolbright (Western Carolina) at Wofford (02/08/23)
	21		Jake Stephens (Chattanooga) vs Milwaukee (12/06/22)
	21		Tre Jackson (Western Carolina) at Wofford (02/08/23)
	21		Keyshaun Langley (UNCG) vs Wofford (02/12/23)
Field goal percentage	1.000	(8-8)	Jalen Haynes (ETSU) vs Mars Hill (11/30/22)
	.923	(12-13)	Jalyn McCreary (Mercer) vs Middle Georgia State (12/06/22)
3-Pt FG made	9		Austin Ash (The Citadel) vs Longwood (12/17/22)
	8		Jordan King (ETSU) at The Citadel (01/11/23)
	8		Tre Jackson (Western Carolina) at Wofford (02/08/23)
3-Pt FG attempts	17		Devin Butler (VMI) vs Carlow (12/07/22)
	17		Austin Ash (The Citadel) vs Longwood (12/17/22)
3-Pt percentage	.857	(6-7)	Sean Conway (VMI) vs Regent (11/26/22)
	.857	(6-7)	Sean Conway (VMI) vs Navy (12/03/22)
	.857	(6-7)	Marcus Foster (Furman) at Mercer (01/11/23)
	.857	(6-7)	Carson McCorkle (Wofford) vs VMI (01/14/23)
Free throws made	13		Jermaine Marshall (Samford) at UCF (12/04/22)
	13		Mike Bothwell (Furman) at Wofford (01/22/23)
	13		Jalen Slawson (Furman) vs Samford (01/25/23)
Free throw attempts	16		Jermaine Marshall (Samford) at UCF (12/04/22)
	15		Jalen Slawson (Furman) vs Samford (01/25/23)
Free throw percentage	1.000	(11-11)	Mike Bothwell (Furman) vs Stephen F. Austin (12/17/22)
	1.000	(11-11)	Tre Jackson (Western Carolina) at Wofford (02/08/23)
	1.000	(10-10)	Mike Bothwell (Furman) at App State (11/29/22)
	1.000	(10-10)	Jordan King (ETSU) at Western Carolina (02/15/23)
	1.000	(9-9)	Jalen Haynes (ETSU) vs Louisiana (11/13/22)
	1.000	(9-9)	Keondre Kennedy (UNCG) vs Montana State (11/25/22)
	1.000	(9-9)	Tyzhaun Claude (Western Carolina) vs Toccoa Falls (12/20/22)
	1.000	(9-9)	Jaron Rillie (Samford) at The Citadel (12/31/22)
	1.000	(8-8)	Jermaine Marshall (Samford) vs Spring Hill (11/10/22)
	1.000	(8-8)	Jackson Paveletzke (Wofford) vs North Carolina A&T (11/20/22)
	1.000	(8-8)	Austin Ash (The Citadel) at Charleston Southern (11/30/22)
	1.000	(8-8)	B.J. Mack (Wofford) vs ETSU (12/29/22)
	1.000	(8-8)	Austin Ash (The Citadel) at VMI (01/21/23)
	1.000	(8-8)	Jalen Haynes (ETSU) vs Chattanooga (01/28/23)
	1.000	(8-8)	B.J. Mack (Wofford) vs Western Carolina (02/08/23)
Rebounds	20		Jake Stephens (Chattanooga) vs Belmont (12/18/22)
	17		Tyzhaun Claude (Western Carolina) at The Citadel (01/14/23)
Assists	11		Vonterius Woolbright (Western Carolina) at VMI (01/28/23)
	10		DJ Campbell (Western Carolina) vs Brescia (11/13/22)
	10		Luis Hurtado (Mercer) vs Winthrop (11/19/22)
	10		Rickey Bradley (VMI) vs Carlow (12/07/22)
	10		Jackson Paveletzke (Wofford) vs Montreat (12/17/22)
	10		Jaron Rillie (Samford) vs Mercer (12/28/22)
	10		Vonterius Woolbright (Western Carolina) vs Wofford (01/18/23)
	10		Carter Whitt (Furman) at VMI (02/08/23)
Steals	7		Jordan King (ETSU) at The Citadel (01/11/23)
	6		Jaron Rillie (Samford) vs Wofford (01/11/23)
Blocked shots	5		Jake Stephens (Chattanooga) at Gardner-Webb (12/03/22)
	5		Jake Stephens (Chattanooga) vs Belmont (12/18/22)
	5		Jake Stephens (Chattanooga) at The Citadel (12/29/22)
	5		Stephen Clark (The Citadel) vs ETSU (01/11/23)



	5	Stephen Clark (The Citadel) vs Western Carolina (01/14/23)
Turnovers	8	Jake Stephens (Chattanooga) at Col. of Charleston (11/07/22)
	8	Asher Woods (VMI) at Mercer (02/04/23)

2022-23 Southern Conference  
CONFERENCE BASKETBALL STATISTICS  
Through games of Feb 17, 2023 (Conference games only)

SCORING OFFENSE	G	W-L	Pts	Avg/G
1. Furman	15	12-3	1227	81.8
2. Samford	15	13-2	1159	77.3
3. Chattanooga	15	7-8	1106	73.7
4. UNCG	15	12-3	1101	73.4
Wofford	15	6-9	1101	73.4
6. Western Carolina	15	8-7	1071	71.4
7. ETSU	15	6-9	1011	67.4
8. The Citadel	15	5-10	1003	66.9
9. VMI	15	1-14	935	62.3
10. Mercer	15	5-10	934	62.3

SCORING DEFENSE	G	Pts	Avg/G
1. UNCG	15	951	63.4
2. Mercer	15	1011	67.4
3. ETSU	15	1028	68.5
4. Furman	15	1031	68.7
5. Samford	15	1059	70.6
6. Chattanooga	15	1072	71.5
7. Western Carolina	15	1098	73.2
8. The Citadel	15	1117	74.5
9. VMI	15	1131	75.4
10. Wofford	15	1150	76.7

SCORING MARGIN	G	Offense	Defense	Margin
1. Furman	15	81.8	68.7	+13.1
2. UNCG	15	73.4	63.4	+10.0
3. Samford	15	77.3	70.6	+6.7
4. Chattanooga	15	73.7	71.5	+2.3
5. ETSU	15	67.4	68.5	-1.1
6. Western Carolina	15	71.4	73.2	-1.8
7. Wofford	15	73.4	76.7	-3.3
8. Mercer	15	62.3	67.4	-5.1
9. The Citadel	15	66.9	74.5	-7.6
10. VMI	15	62.3	75.4	-13.1

FREE THROW PCT	G	FTM	FTA	Pct.
1. The Citadel	15	189	243	.778
2. VMI	15	126	163	.773
3. Samford	15	257	334	.769
4. Furman	15	229	307	.746
5. Chattanooga	15	183	252	.726
6. Wofford	15	190	264	.720
7. Western Carolina	15	223	314	.710
8. UNCG	15	210	296	.709
9. ETSU	15	169	254	.665
10. Mercer	15	148	225	.658

FIELD GOAL PERCENTAGE	G	FGM	FGA	Pct.
1. Wofford	15	404	850	.475
2. Furman	15	424	899	.472
3. Samford	15	384	827	.464
4. UNCG	15	386	850	.454
5. ETSU	15	375	838	.447
6. The Citadel	15	352	811	.434
7. Chattanooga	15	379	882	.430
8. Western Carolina	15	367	870	.422
9. Mercer	15	355	871	.408
10. VMI	15	343	872	.393

FIELD GOAL PCT DEFENSE	G	FGM	FGA	Pct.
1. UNCG	15	331	820	.404
2. ETSU	15	369	880	.419
3. Furman	15	367	870	.422
4. Chattanooga	15	373	873	.427
5. Samford	15	363	833	.436
6. Mercer	15	361	802	.450
7. Western Carolina	15	397	867	.458
8. The Citadel	15	394	859	.459
9. Wofford	15	411	896	.459
10. VMI	15	403	870	.463

3-POINT FG PCT	G	3FGM	3FGA	Pct.
1. Chattanooga	15	165	449	.367
2. UNCG	15	119	329	.362
3. Samford	15	134	374	.358
4. Furman	15	150	423	.355
5. The Citadel	15	110	316	.348
6. Wofford	15	103	317	.325
7. ETSU	15	92	287	.321
8. Western Carolina	15	114	358	.318
9. VMI	15	123	387	.318
10. Mercer	15	76	256	.297

3-POINT FG PCT DEFENSE	G	3FGM	3FGA	Pct.
1. Furman	15	88	284	.310
2. UNCG	15	110	345	.319
3. ETSU	15	120	375	.320
4. The Citadel	15	124	377	.329
5. Chattanooga	15	127	376	.338
6. Samford	15	123	356	.346
7. Western Carolina	15	96	276	.348
8. Wofford	15	138	393	.351
9. VMI	15	155	429	.361
10. Mercer	15	105	285	.368

REBOUNDING OFFENSE	G	Rebounds	Avg/G
1. Furman	15	558	37.2
2. UNCG	15	548	36.5
3. ETSU	15	540	36.0
4. Chattanooga	15	528	35.2
5. Western Carolina	15	519	34.6
6. VMI	15	518	34.5
7. Mercer	15	503	33.5
Samford	15	503	33.5
9. Wofford	15	473	31.5
10. The Citadel	15	459	30.6

REBOUNDING DEFENSE	G	Rebounds	Avg/G
1. Samford	15	487	32.5
2. UNCG	15	490	32.7
3. ETSU	15	509	33.9
Furman	15	509	33.9
5. Mercer	15	516	34.4
6. VMI	15	517	34.5
7. Wofford	15	523	34.9
8. Chattanooga	15	528	35.2
9. The Citadel	15	532	35.5
10. Western Carolina	15	538	35.9

2022-23 Southern Conference  
CONFERENCE BASKETBALL STATISTICS  
Through games of Feb 17, 2023 (Conference games only)

REBOUNDING MARGIN	G	Team	Avg.	Opp.	Avg.	Margin
1. UNCG	15	548	36.5	490	32.7	+3.9
2. Furman	15	558	37.2	509	33.9	+3.3
3. ETSU	15	540	36.0	509	33.9	+2.1
4. Samford	15	503	33.5	487	32.5	+1.1
5. VMI	15	518	34.5	517	34.5	+0.1
6. Chattanooga	15	528	35.2	528	35.2	+0.0
7. Mercer	15	503	33.5	516	34.4	-0.9
8. Western Carolina	15	519	34.6	538	35.9	-1.3
9. Wofford	15	473	31.5	523	34.9	-3.3
10. The Citadel	15	459	30.6	532	35.5	-4.9

BLOCKED SHOTS	G	No.	Avg/G
1. Chattanooga	15	47	3.1
2. ETSU	15	45	3.0
3. Furman	15	44	2.9
4. The Citadel	15	43	2.9
5. UNCG	15	40	2.7
6. Western Carolina	15	38	2.5
7. Samford	15	37	2.5
8. Wofford	15	31	2.1
9. Mercer	15	31	2.1
10. VMI	15	16	1.1

ASSISTS	G	No.	Avg/G
1. Furman	15	251	16.7
2. Chattanooga	15	220	14.7
3. UNCG	15	217	14.5
4. Wofford	15	184	12.3
5. The Citadel	15	170	11.3
6. ETSU	15	169	11.3
7. Western Carolina	15	163	10.9
8. Samford	15	161	10.7
9. VMI	15	148	9.9
10. Mercer	15	147	9.8

STEALS	G	No.	Avg/G
1. UNCG	15	120	8.0
2. Samford	15	116	7.7
3. Chattanooga	15	93	6.2
4. The Citadel	15	88	5.9
5. ETSU	15	85	5.7
6. Wofford	15	84	5.6
7. Furman	15	83	5.5
8. Mercer	15	80	5.3
9. Western Carolina	15	79	5.3
10. VMI	15	72	4.8

TURNOVER MARGIN	G	Team	Avg.	Opp.	Avg.	Margin
1. UNCG	15	168	11.2	204	13.6	+2.4
2. Furman	15	149	9.9	179	11.9	+2.0
3. Mercer	15	157	10.5	178	11.9	+1.4
4. Samford	15	172	11.5	192	12.8	+1.3
5. Chattanooga	15	161	10.7	172	11.5	+0.7
6. Western Carolina	15	150	10.0	156	10.4	+0.4
7. Wofford	15	160	10.7	157	10.5	-0.2
8. The Citadel	15	191	12.7	164	10.9	-1.8
9. ETSU	15	190	12.7	158	10.5	-2.1
10. VMI	15	199	13.3	137	9.1	-4.1

ASSIST/TURNOVER RATIO	G	Ast.	Avg.	T/O	Avg.	Ratio
1. Furman	15	251	16.7	149	9.9	1.7
2. Chattanooga	15	220	14.7	161	10.7	1.4
3. UNCG	15	217	14.5	168	11.2	1.3
4. Wofford	15	184	12.3	160	10.7	1.2
5. Western Carolina	15	163	10.9	150	10.0	1.1
6. Mercer	15	147	9.8	157	10.5	0.9
7. Samford	15	161	10.7	172	11.5	0.9
8. The Citadel	15	170	11.3	191	12.7	0.9
9. ETSU	15	169	11.3	190	12.7	0.9
10. VMI	15	148	9.9	199	13.3	0.7

OFFENSIVE REBOUNDS	G	No.	Avg/G
1. VMI	15	165	11.0
2. Furman	15	162	10.8
3. Mercer	15	160	10.7
4. ETSU	15	155	10.3
5. UNCG	15	154	10.3
6. Chattanooga	15	149	9.9
7. Western Carolina	15	133	8.9
8. Samford	15	128	8.5
9. Wofford	15	124	8.3
10. The Citadel	15	99	6.6

DEFENSIVE REBOUNDS	G	No.	Avg/G
1. Furman	15	396	26.4
2. UNCG	15	394	26.3
3. Western Carolina	15	386	25.7
4. ETSU	15	385	25.7
5. Chattanooga	15	379	25.3
6. Samford	15	375	25.0
7. The Citadel	15	360	24.0
8. VMI	15	353	23.5
9. Wofford	15	349	23.3
10. Mercer	15	343	22.9

DEFENSIVE REB PCT.	G	D-Reb	Opp. OR	D-Reb%
1. Western Carolina	15	386	126	.754
2. UNCG	15	394	137	.742
3. Mercer	15	343	126	.731
4. Samford	15	375	139	.730
5. Furman	15	396	149	.727
6. Chattanooga	15	379	143	.726
7. VMI	15	353	142	.713
8. The Citadel	15	360	147	.710
9. ETSU	15	385	158	.709
10. Wofford	15	349	162	.683

OFFENSIVE REB PCT.	G	O-Reb	Opp. DR	O-Reb%
1. Furman	15	162	360	.310
2. ETSU	15	155	351	.306
3. VMI	15	165	375	.306
4. UNCG	15	154	353	.304
5. Mercer	15	160	390	.291
6. Chattanooga	15	149	385	.279
7. Samford	15	128	348	.269
8. Wofford	15	124	361	.256
9. Western Carolina	15	133	412	.244
10. The Citadel	15	99	385	.205

2022-23 Southern Conference  
CONFERENCE BASKETBALL STATISTICS  
Through games of Feb 17, 2023 (Conference games only)

3-POINT FG MADE	G	No.	Avg/G
1. Chattanooga	15	165	11.0
2. Furman	15	150	10.0
3. Samford	15	134	8.9
4. VMI	15	123	8.2
5. UNCG	15	119	7.9
6. Western Carolina	15	114	7.6
7. The Citadel	15	110	7.3
8. Wofford	15	103	6.9
9. ETSU	15	92	6.1
10. Mercer	15	76	5.1



2022-23 Southern Conference  
CONFERENCE BASKETBALL STATISTICS  
Through games of Feb 17, 2023 (Conference games only)

Team	Conference	Pct.	PF	PA	Overall	Pct.	PF	PA	Current unbeaten streak
Samford	13-2	.867	77.3	70.6	13-2	.867	77.3	70.6	Samford -- 5
Furman	12-3	.800	81.8	68.7	12-3	.800	81.8	68.7	Chattanooga -- 3
UNCG	12-3	.800	73.4	63.4	12-3	.800	73.4	63.4	Western Carolina -- 1
Western Carolina	8-7	.533	71.4	73.2	8-7	.533	71.4	73.2	The Citadel -- 1
Chattanooga	7-8	.467	73.7	71.5	7-8	.467	73.7	71.5	Wofford -- 1
Wofford	6-9	.400	73.4	76.7	6-9	.400	73.4	76.7	
ETSU	6-9	.400	67.4	68.5	6-9	.400	67.4	68.5	
The Citadel	5-10	.333	66.9	74.5	5-10	.333	66.9	74.5	
Mercer	5-10	.333	62.3	67.4	5-10	.333	62.3	67.4	
VMI	1-14	.067	62.3	75.4	1-14	.067	62.3	75.4	

TEAM SUMMARIES	G	PF-PA	Avg score	Margin	FG-FGA	Pct.	3FG-FGA	Pct.	FT-FTA	Pct.	RebF	RebA	Margin
Chattanooga	15	1106-1072	73.7-71.5	+2.3	379-882	.430	165-449	.367	183-252	.726	528	528	+0.0
ETSU	15	1011-1028	67.4-68.5	-1.1	375-838	.447	92-287	.321	169-254	.665	540	509	+2.1
Furman	15	1227-1031	81.8-68.7	+13.1	424-899	.472	150-423	.355	229-307	.746	558	509	+3.3
Mercer	15	934-1011	62.3-67.4	-5.1	355-871	.408	76-256	.297	148-225	.658	503	516	-0.9
Samford	15	1159-1059	77.3-70.6	+6.7	384-827	.464	134-374	.358	257-334	.769	503	487	+1.1
The Citadel	15	1003-1117	66.9-74.5	-7.6	352-811	.434	110-316	.348	189-243	.778	459	532	-4.9
UNCG	15	1101-951	73.4-63.4	+10.0	386-850	.454	119-329	.362	210-296	.709	548	490	+3.9
VMI	15	935-1131	62.3-75.4	-13.1	343-872	.393	123-387	.318	126-163	.773	518	517	+0.1
Western Carolina	15	1071-1098	71.4-73.2	-1.8	367-870	.422	114-358	.318	223-314	.710	519	538	-1.3
Wofford	15	1101-1150	73.4-76.7	-3.3	404-850	.475	103-317	.325	190-264	.720	473	523	-3.3

ATTENDANCE	Home	Average	Away	Average	Neutral	Average	Total	Average
Chattanooga	7-23367	3338	8-14834	1854	0-0	0	15-38201	2547
ETSU	7-22606	3229	8-14472	1809	0-0	0	15-37078	2472
Furman	7-18471	2639	8-17889	2236	0-0	0	15-36360	2424
Mercer	7-13332	1905	8-14178	1772	0-0	0	15-27510	1834
Samford	8-22239	2780	7-13344	1906	0-0	0	15-35583	2372
The Citadel	8-12689	1586	7-16111	2302	0-0	0	15-28800	1920
UNCG	8-11722	1465	7-13445	1921	0-0	0	15-25167	1678
VMI	7-9980	1426	8-18335	2292	0-0	0	15-28315	1888
Western Carolina	8-14677	1835	7-18129	2590	0-0	0	15-32806	2187
Wofford	8-11874	1484	7-20220	2889	0-0	0	15-32094	2140
Totals	75-160957	2146	75-160957	2146	0-0	0	150-321914	2146

2022-23 Southern Conference  
INDIVIDUAL BASKETBALL STATISTICS  
Through games of Feb 17, 2023 (Conference games only)

To be ranked, a player must appear in at least 75.0% of their team's games.

SCORING								REBOUNDING							
	Cl	G	FG	3FG	FT	Pts	Avg/G		Cl	G	Off	Def	Total	Avg/G	
1. Stephen Clark-CIT	Sr	15	103	7	54	267	17.8	1. Tyzhaun Claude-WCU	Jr	12	40	62	102	8.5	
2. B.J. Mack-WOF	Sr	15	85	30	53	253	16.9	2. Mohammed Abdulsalam-UNCG	Sr	15	36	87	123	8.2	
3. Jalen Slawson-FUR	Sr	15	78	17	74	247	16.5	3. Vonterius Woolbright-WCU	Sr	15	20	97	117	7.8	
4. Tre Jackson-WCU	Jr	15	78	46	43	245	16.3	4. Taeshaud Jackson-VMI	Fr	15	40	76	116	7.7	
5. Vonterius Woolbright-WCU	Sr	15	83	5	73	244	16.3	5. Jaden Seymour-ETSU	So	15	32	76	108	7.2	
6. Keyshaun Langley-UNCG	Sr	15	90	44	19	243	16.2	6. Jalen Slawson-FUR	Sr	15	31	76	107	7.1	
7. Logan Dye-SAM	Sr	15	80	25	57	242	16.1	7. Jalen Haynes-ETSU	So	15	41	64	105	7.0	
8. Mike Bothwell-FUR	Sr	15	82	19	58	241	16.1	8. Stephen Clark-CIT	Sr	15	27	77	104	6.9	
9. Jordan King-ETSU	Sr	15	83	31	39	236	15.7	9. Jermaine Marshall-SAM	Jr	15	25	76	101	6.7	
10. Jalyn McCreary-MER	So	15	105	0	24	234	15.6	10. Jalyn McCreary-MER	So	15	37	50	87	5.8	
11. Tyzhaun Claude-WCU	Jr	12	66	2	51	185	15.4	11. Marcus Foster-FUR	Jr	15	25	61	86	5.7	
12. Jalen Haynes-ETSU	So	15	84	1	61	230	15.3	12. B.J. Mack-WOF	Sr	15	13	71	84	5.6	
13. Jamal Johnson-UTC	Sr	15	63	42	44	212	14.1	13. Tyler Houser-VMI	Fr	15	25	56	81	5.4	
14. Jermaine Marshall-SAM	Jr	15	68	23	48	207	13.8	14. Logan Dye-SAM	Sr	15	17	62	79	5.3	
15. Jackson Paveletzke-WOF	Fr	15	72	17	45	206	13.7	15. A.J. Staton-McCray-SAM	So	14	22	51	73	5.2	
16. Keondre Kennedy-UNCG	Sr	15	67	32	35	201	13.4	16. Keondre Kennedy-UNCG	Sr	15	16	62	78	5.2	
Austin Ash-CIT	Sr	15	65	42	29	201	13.4	17. Messiah Jones-WOF	Sr	15	31	44	75	5.0	
18. Asher Woods-VMI	Fr	15	65	24	30	184	12.3	18. Jamal Johnson-UTC	Sr	15	12	62	74	4.9	
19. JP Pegues-FUR	So	15	62	24	31	179	11.9	19. Asher Woods-VMI	Fr	15	15	58	73	4.9	
20. Marcus Foster-FUR	Jr	15	61	38	18	178	11.9	20. Austin Ash-CIT	Sr	15	6	62	68	4.5	
21. Rickey Bradley-VMI	Fr	14	56	14	27	153	10.9								
22. Russell Jones Jr.-WCU	Jr	15	54	29	23	160	10.7								
23. A.J. Staton-McCray-SAM	So	14	53	13	30	149	10.6								
24. Mikeal Brown-Jones-UNCG	Jr	14	50	5	43	148	10.6								
25. Tyler Houser-VMI	Fr	15	63	13	18	157	10.5								
26. Messiah Jones-WOF	Sr	15	59	0	30	148	9.9								
27. Bubba Parham-SAM	Sr	15	38	28	38	142	9.5								
28. Dalvin White-UTC	Sr	15	49	29	14	141	9.4								
29. Tony Felder-VMI	Fr	15	49	29	12	139	9.3								
30. Sean Conway-VMI	Sr	15	47	24	20	138	9.2								
FIELD GOAL PCT						ASSISTS									
	Cl	G	FGM	FGA	Pct.		Cl	G	No.	Avg/G					
1. Messiah Jones-WOF	Sr	15	59	100	.590	1. Vonterius Woolbright-WCU	Sr	15	81	5.4					
2. Mikeal Brown-Jones-UNCG	Jr	14	50	86	.581	2. JP Pegues-FUR	So	15	62	4.1					
3. Jalen Haynes-ETSU	So	15	84	153	.549	3. Dante Treacy-UNCG	Sr	15	59	3.9					
4. A.J. Staton-McCray-SAM	So	14	53	99	.535	4. Jackson Paveletzke-WOF	Fr	15	53	3.5					
5. Jalen Slawson-FUR	Sr	15	78	147	.531	Jalen Slawson-FUR	Sr	15	53	3.5					
6. Jalyn McCreary-MER	So	15	105	201	.522	6. Jordan King-ETSU	Sr	15	51	3.4					
7. Logan Dye-SAM	Sr	15	80	154	.519	7. Kobe Langley-UNCG	Sr	15	50	3.3					
8. Rickey Bradley-VMI	Fr	14	56	108	.519	8. Stephen Clark-CIT	Sr	15	48	3.2					
9. Tyzhaun Claude-WCU	Jr	12	66	128	.516	9. Tony Felder-VMI	Fr	15	41	2.7					
10. B.J. Mack-WOF	Sr	15	85	166	.512	10. Dalvin White-UTC	Sr	15	38	2.5					
11. Jermaine Marshall-SAM	Jr	15	68	134	.507	11. Jaron Rillie-SAM	So	15	35	2.3					
12. Stephen Clark-CIT	Sr	15	103	210	.490	Bubba Parham-SAM	Sr	15	35	2.3					
13. Mike Bothwell-FUR	Sr	15	82	168	.488	13. Elijah Morgan-CIT	Jr	15	34	2.3					
14. Jaden Seymour-ETSU	So	15	50	103	.485	14. Keyshaun Langley-UNCG	Sr	15	33	2.2					
15. Keyshaun Langley-UNCG	Sr	15	90	191	.471	Mike Bothwell-FUR	Sr	15	33	2.2					

2022-23 Southern Conference  
INDIVIDUAL BASKETBALL STATISTICS  
Through games of Feb 17, 2023 (Conference games only)

FREE THROW PCT					
	Cl	G	FTM	FTA	Pct.
1. Tre Jackson-WCU	Jr	15	43	46	.935
2. Jordan King-ETSU	Sr	15	39	44	.886
3. Dante Treacy-UNCG	Sr	15	30	36	.833
Asher Woods-VMI	Fr	15	30	36	.833
5. Jamal Johnson-UTC	Sr	15	44	53	.830
6. Mike Bothwell-FUR	Sr	15	58	70	.829
7. Bubba Parham-SAM	Sr	15	38	46	.826
8. Jalen Slawson-FUR	Sr	15	74	90	.822
9. B.J. Mack-WOF	Sr	15	53	65	.815
10. Keondre Kennedy-UNCG	Sr	15	35	44	.795
11. Jackson Paveletzke-WOF	Fr	15	45	57	.789
A.J. Staton-McCray-SAM	So	14	30	38	.789
13. Madison Durr-CIT	Fr	15	32	43	.744
14. Stephen Clark-CIT	Sr	15	54	73	.740
15. Logan Dye-SAM	Sr	15	57	78	.731

STEALS				
	Cl	G	No.	Avg/G
1. Keyshaun Langley-UNCG	Sr	15	34	2.3
2. Elijah Morgan-CIT	Jr	15	31	2.1
Kobe Langley-UNCG	Sr	15	31	2.1
4. Russell Jones Jr.-WCU	Jr	15	23	1.5
5. A.J. Staton-McCray-SAM	So	14	21	1.5
6. Jalen Slawson-FUR	Sr	15	22	1.5
Jermaine Marshall-SAM	Jr	15	22	1.5
Jamal Johnson-UTC	Sr	15	22	1.5
9. Vonterius Woolbright-WCU	Sr	15	21	1.4
10. Jaron Rillie-SAM	So	15	19	1.3
Allen Strothers-ETSU	Fr	15	19	1.3
12. Messiah Jones-WOF	Sr	15	18	1.2
Bubba Parham-SAM	Sr	15	18	1.2
14. Jordan King-ETSU	Sr	15	17	1.1
Asher Woods-VMI	Fr	15	17	1.1

3-POINT FG PCT					
	Cl	G	3FG	FGA	Pct.
1. David Maynard-CIT	Sr	15	16	36	.444
2. Rickey Bradley-VMI	Fr	14	14	32	.438
3. Jermaine Marshall-SAM	Jr	15	23	55	.418
4. Marcus Foster-FUR	Jr	15	38	91	.418
5. Jamal Johnson-UTC	Sr	15	42	101	.416
6. Keyshaun Langley-UNCG	Sr	15	44	107	.411
7. Dalvin White-UTC	Sr	15	29	71	.408
8. A.J. Caldwell-UTC	Sr	15	22	54	.407
9. Tre Jackson-WCU	Jr	15	46	113	.407
10. Bubba Parham-SAM	Sr	15	28	69	.406
11. B.J. Mack-WOF	Sr	15	30	74	.405
12. Austin Ash-CIT	Sr	15	42	106	.396
13. Keondre Kennedy-UNCG	Sr	15	32	81	.395
14. Jalen Slawson-FUR	Sr	15	17	44	.386
15. Carson McCorkle-WOF	So	15	20	52	.385

3-POINT FG MADE				
	Cl	G	3FG	Avg/G
1. Tre Jackson-WCU	Jr	15	46	3.1
2. Keyshaun Langley-UNCG	Sr	15	44	2.9
3. Jamal Johnson-UTC	Sr	15	42	2.8
Austin Ash-CIT	Sr	15	42	2.8
5. Marcus Foster-FUR	Jr	15	38	2.5
6. Keondre Kennedy-UNCG	Sr	15	32	2.1
7. Jordan King-ETSU	Sr	15	31	2.1
8. B.J. Mack-WOF	Sr	15	30	2.0
9. Dalvin White-UTC	Sr	15	29	1.9
Tony Felder-VMI	Fr	15	29	1.9
Russell Jones Jr.-WCU	Jr	15	29	1.9
12. Bubba Parham-SAM	Sr	15	28	1.9
13. Logan Dye-SAM	Sr	15	25	1.7
14. JP Pegues-FUR	So	15	24	1.6
Asher Woods-VMI	Fr	15	24	1.6
Sean Conway-VMI	Sr	15	24	1.6

BLOCKED SHOTS				
	Cl	G	No.	Avg/G
1. Stephen Clark-CIT	Sr	15	27	1.8
2. Jalen Slawson-FUR	Sr	15	25	1.7
3. Jaden Seymour-ETSU	So	15	17	1.1
4. Tyzhaun Claude-WCU	Jr	12	11	0.9
5. Tyler Harris-WCU	Sr	15	11	0.7
Jalen Haynes-ETSU	So	15	11	0.7
Jalyn McCreary-MER	So	15	11	0.7
8. Achor Achor-SAM	So	15	10	0.7
Keondre Kennedy-UNCG	Sr	15	10	0.7
Sam Alexis-UTC	Fr	12	8	0.7
11. Mikeal Brown-Jones-UNCG	Jr	14	9	0.6
12. Jermaine Marshall-SAM	Jr	15	9	0.6
Logan Dye-SAM	Sr	15	9	0.6
14. Mohammed Abdulsalam-UNCG	Sr	15	8	0.5
15. Messiah Jones-WOF	Sr	15	7	0.5

ASSIST/TURNOVER RATIO					
	Cl	G	Ast.	T/O	Ratio
1. JP Pegues-FUR	So	15	62	22	2.8
2. Dante Treacy-UNCG	Sr	15	59	21	2.8
3. Kobe Langley-UNCG	Sr	15	50	18	2.8
4. Vonterius Woolbright-WCU	Sr	15	81	45	1.8
5. Jordan King-ETSU	Sr	15	51	34	1.5
6. Jackson Paveletzke-WOF	Fr	15	53	36	1.5
7. Jalen Slawson-FUR	Sr	15	53	43	1.2
8. Stephen Clark-CIT	Sr	15	48	46	1.0

2022-23 Southern Conference  
INDIVIDUAL BASKETBALL STATISTICS  
Through games of Feb 17, 2023 (Conference games only)

OFFENSIVE REBOUNDS	Cl	G	No.	Avg/G
1. Tyzhaun Claude-WCU	Jr	12	40	3.3
2. Jalen Haynes-ETSU	So	15	41	2.7
3. Taeshaud Jackson-VMI	Fr	15	40	2.7
4. Jalyn McCreary-MER	So	15	37	2.5
5. Mohammed Abdulsalam-UNCG	Sr	15	36	2.4
6. Jaden Seymour-ETSU	So	15	32	2.1
7. Messiah Jones-WOF	Sr	15	31	2.1
Jalen Slawson-FUR	Sr	15	31	2.1
9. Sam Alexis-UTC	Fr	12	23	1.9
10. Jah Quinones-MER	Fr	15	28	1.9
11. Stephen Clark-CIT	Sr	15	27	1.8
12. Bas Leyte-UNCG	Sr	15	26	1.7
13. Jermaine Marshall-SAM	Jr	15	25	1.7
Tyler Houser-VMI	Fr	15	25	1.7
Kylar Filewich-WOF	Jr	15	25	1.7
Sean Conway-VMI	Sr	15	25	1.7
Ben VanderWal-FUR	Fr	15	25	1.7
Marcus Foster-FUR	Jr	15	25	1.7
Tyler Houser-VMI	Fr	15	25	1.7

DEFENSIVE REBOUNDS	Cl	G	No.	Avg/G
1. Vonterius Woolbright-WCU	Sr	15	97	6.5
2. Mohammed Abdulsalam-UNCG	Sr	15	87	5.8
3. Tyzhaun Claude-WCU	Jr	12	62	5.2
4. Stephen Clark-CIT	Sr	15	77	5.1
5. Jaden Seymour-ETSU	So	15	76	5.1
Jalen Slawson-FUR	Sr	15	76	5.1
Taeshaud Jackson-VMI	Fr	15	76	5.1
Jermaine Marshall-SAM	Jr	15	76	5.1
9. B.J. Mack-WOF	Sr	15	71	4.7
10. Jalen Haynes-ETSU	So	15	64	4.3
11. Keondre Kennedy-UNCG	Sr	15	62	4.1
Logan Dye-SAM	Sr	15	62	4.1
Jamal Johnson-UTC	Sr	15	62	4.1
Austin Ash-CIT	Sr	15	62	4.1
15. Marcus Foster-FUR	Jr	15	61	4.1

MINUTES PLAYED	Cl	G	No.	Avg/G
1. Austin Ash-CIT	Sr	15	567	37.8
2. Asher Woods-VMI	Fr	15	554	36.9
3. Tre Jackson-WCU	Jr	15	543	36.2
Jordan King-ETSU	Sr	15	543	36.2
5. Russell Jones Jr.-WCU	Jr	15	531	35.4
6. Stephen Clark-CIT	Sr	15	529	35.3
7. Mike Bothwell-FUR	Sr	15	512	34.1
8. Vonterius Woolbright-WCU	Sr	15	509	33.9
9. JP Pegues-FUR	So	15	502	33.5
10. Rickey Bradley-VMI	Fr	14	457	32.6
11. Jackson Paveletzke-WOF	Fr	15	485	32.3
12. Keondre Kennedy-UNCG	Sr	15	478	31.9
13. B.J. Mack-WOF	Sr	15	477	31.8
14. Elijah Morgan-CIT	Jr	15	475	31.7
Keyshaun Langley-UNCG	Sr	15	475	31.7
16. Jalen Slawson-FUR	Sr	15	464	30.9
17. Marcus Foster-FUR	Jr	15	461	30.7
18. Bubba Parham-SAM	Sr	15	460	30.7
19. Shawn Walker Jr.-MER	Sr	15	458	30.5
20. Jamal Johnson-UTC	Sr	15	453	30.2
21. Corey Tripp-WOF	So	15	451	30.1
22. Sean Conway-VMI	Sr	15	433	28.9
23. Logan Dye-SAM	Sr	15	429	28.6
24. Tyler Harris-WCU	Sr	15	427	28.5
25. Jalen Haynes-ETSU	So	15	426	28.4
26. Tyzhaun Claude-WCU	Jr	12	328	27.3
27. Dante Treacy-UNCG	Sr	15	408	27.2
Jaden Seymour-ETSU	So	15	408	27.2
29. Allen Strothers-ETSU	Fr	15	406	27.1
30. Jermaine Marshall-SAM	Jr	15	402	26.8

2022-23 Southern Conference  
Conference Team Highs  
Through games of Feb 17, 2023 (Conference games only)

TEAM HIGHS (highest totals made by)

Points	97		Furman vs The Citadel (01/04/23)
	97		UNCG vs Wofford (02/12/23)
Margin	34	(93-59)	Furman vs Western Carolina (02/11/23)
	31	(94-63)	Furman at VMI (02/08/23)
Field goals made	36		Furman at VMI (02/08/23)
	36		Wofford vs Western Carolina (02/08/23)
Field goal attempts	76		Western Carolina at Wofford (02/08/23)
	70		Furman vs Samford (01/25/23)
	70		Wofford vs Western Carolina (02/08/23)
	70		UNCG vs Wofford (02/12/23)
Field goal percentage	.615	(32-52)	ETSU vs Wofford (02/01/23)
	.608	(31-51)	Chattanooga vs Western Carolina (01/11/23)
3-Pt FG made	17		Furman at VMI (02/08/23)
	16		Furman vs VMI (12/29/22)
	16		VMI at Chattanooga (01/07/23)
	16		Samford vs Wofford (01/11/23)
	16		Chattanooga at VMI (02/15/23)
3-Pt FG attempts	45		Furman at VMI (02/08/23)
	41		Chattanooga at VMI (02/15/23)
3-Pt percentage	.625	(10-16)	Furman at Mercer (01/11/23)
	.615	(16-26)	VMI at Chattanooga (01/07/23)
Free throws made	33		UNCG at Furman (01/14/23)
	29		Samford at The Citadel (12/31/22)
Free throw attempts	41		UNCG at Furman (01/14/23)
	34		Samford at The Citadel (12/31/22)
	34		Furman vs Samford (01/25/23)
	34		Wofford vs Samford (01/28/23)
Free throw percentage	1.000	(17-17)	The Citadel at VMI (01/21/23)
	1.000	(16-16)	ETSU vs Chattanooga (01/28/23)
	1.000	(11-11)	VMI at Furman (12/29/22)
	1.000	(10-10)	VMI at ETSU (02/10/23)
Rebounds	53		Furman vs Chattanooga (02/01/23)
	53		Furman vs Western Carolina (02/11/23)
Assists	30		Furman at VMI (02/08/23)
	25		Furman vs VMI (12/29/22)
	25		UNCG vs ETSU (02/07/23)
Steals	16		ETSU at The Citadel (01/11/23)
	13		Chattanooga vs The Citadel (02/08/23)
	13		Samford vs The Citadel (02/11/23)
Blocked shots	9		The Citadel vs Western Carolina (01/14/23)
	9		Western Carolina vs Wofford (01/18/23)
Turnovers	22		The Citadel at Samford (02/11/23)
	21		The Citadel at Chattanooga (02/08/23)
Fouls	29		Furman vs UNCG (01/14/23)
	26		Samford at Furman (01/25/23)
	26		Mercer vs ETSU (01/25/23)

2022-23 Southern Conference  
Conference Individual Highs  
Through games of Feb 17, 2023 (Conference games only)

INDIVIDUAL PLAYER GAME HIGHS

Points	47	Tre Jackson (Western Carolina) at Wofford (02/08/23)
	42	Jordan King (ETSU) at The Citadel (01/11/23)
Field goals made	14	Jordan King (ETSU) at The Citadel (01/11/23)
	14	Tre Jackson (Western Carolina) at Wofford (02/08/23)
Field goal attempts	26	Vonterius Woolbright (Western Carolina) at Wofford (02/08/23)
	21	Tre Jackson (Western Carolina) at Wofford (02/08/23)
	21	Keyshaun Langley (UNCG) vs Wofford (02/12/23)
Field goal percentage	.909 (10-11)	Jalen Haynes (ETSU) vs Wofford (02/01/23)
	.900 (9-10)	Mohammed Abdulsalam (UNCG) vs Furman (01/29/23)
3-Pt FG made	8	Jordan King (ETSU) at The Citadel (01/11/23)
	8	Tre Jackson (Western Carolina) at Wofford (02/08/23)
3-Pt FG attempts	15	Tre Jackson (Western Carolina) at Wofford (02/08/23)
	15	Keyshaun Langley (UNCG) vs Wofford (02/12/23)
3-Pt percentage	.857 (6-7)	Marcus Foster (Furman) at Mercer (01/11/23)
	.857 (6-7)	Carson McCorkle (Wofford) vs VMI (01/14/23)
Free throws made	13	Mike Bothwell (Furman) at Wofford (01/22/23)
	13	Jalen Slawson (Furman) vs Samford (01/25/23)
Free throw attempts	15	Jalen Slawson (Furman) vs Samford (01/25/23)
	14	Mike Bothwell (Furman) at Wofford (01/22/23)
	14	Jalen Haynes (ETSU) at UNCG (02/07/23)
Free throw percentage	1.000 (11-11)	Tre Jackson (Western Carolina) at Wofford (02/08/23)
	1.000 (10-10)	Jordan King (ETSU) at Western Carolina (02/15/23)
	1.000 (9-9)	Jaron Rillie (Samford) at The Citadel (12/31/22)
	1.000 (8-8)	B.J. Mack (Wofford) vs ETSU (12/29/22)
	1.000 (8-8)	Austin Ash (The Citadel) at VMI (01/21/23)
	1.000 (8-8)	Jalen Haynes (ETSU) vs Chattanooga (01/28/23)
	1.000 (8-8)	B.J. Mack (Wofford) vs Western Carolina (02/08/23)
Rebounds	17	Tyzhaun Claude (Western Carolina) at The Citadel (01/14/23)
	16	Taeshaud Jackson (VMI) at The Citadel (02/02/23)
	16	Mohammed Abdulsalam (UNCG) at Mercer (02/02/23)
Assists	11	Vonterius Woolbright (Western Carolina) at VMI (01/28/23)
	10	Jaron Rillie (Samford) vs Mercer (12/28/22)
	10	Vonterius Woolbright (Western Carolina) vs Wofford (01/18/23)
	10	Carter Whitt (Furman) at VMI (02/08/23)
Steals	7	Jordan King (ETSU) at The Citadel (01/11/23)
	6	Jaron Rillie (Samford) vs Wofford (01/11/23)
Blocked shots	5	Jake Stephens (Chattanooga) at The Citadel (12/29/22)
	5	Stephen Clark (The Citadel) vs ETSU (01/11/23)
	5	Stephen Clark (The Citadel) vs Western Carolina (01/14/23)
Turnovers	8	Asher Woods (VMI) at Mercer (02/04/23)
	7	Asher Woods (VMI) at Chattanooga (01/07/23)
	7	Austin Ash (The Citadel) vs ETSU (01/11/23)
	7	Vonterius Woolbright (Western Carolina) vs ETSU (02/15/23)