



SOUTHERN CONFERENCE MEN'S BASKETBALL 2019-20

702 North Pine Street, Spartanburg, SC 29303 • 864-591-5100 • Fax: 864-591-3448

Phil Perry, Assistant Commissioner for Media Relations (MBK contact)

facebook.com/SouthernConference • twitter.com/SoConSports • instagram.com/SouthernConference

2019-20 SOUTHERN CONFERENCE BASKETBALL STANDINGS

	Conference					Overall					
	W-L	Pct.	H	A	ST	W-L	Pct.	H	A	N	ST
ETSU	12-2	0.857	6-1	6-1	W5	23-4	0.852	14-1	9-3	0-0	W5
Furman	12-2	0.857	6-1	6-1	W7	22-5	0.815	12-1	9-4	1-0	W7
UNCG	11-3	0.786	6-1	5-2	W4	21-6	0.778	13-3	8-3	0-0	W4
Western Carolina	8-6	0.571	3-3	5-3	W1	16-9	0.640	8-3	8-6	0-0	W1
Wofford	8-6	0.571	5-3	3-3	L3	16-11	0.593	10-4	6-7	0-0	L3
Chattanooga	7-7	0.500	4-3	3-4	L1	16-11	0.593	9-3	5-8	2-0	L1
Mercer	7-7	0.500	3-4	4-3	L1	13-14	0.481	7-6	6-6	0-2	L1
Samford	3-11	0.214	1-6	2-5	W1	9-19	0.321	6-7	3-12	0-0	W1
VMI	2-12	0.143	1-6	1-6	L2	7-20	0.259	5-8	1-11	1-1	L2
The Citadel	0-14	0.000	0-7	0-7	L14	6-19	0.240	3-9	3-10	0-0	L14

UPCOMING SCHEDULE (ALL TIMES EASTERN)

Feb. 19 (Wednesday)

*Chattanooga at The Citadel, 7 p.m.	ESPN+
*Furman at ETSU, 7 p.m.	ESPN+
*Samford at Mercer, 7 p.m.	ESPN+
*Wofford at UNCG, 7 p.m.	ESPN+
*VMI at Western Carolina, 7 p.m.	ESPN+

Feb. 22 (Saturday)

*Wofford at Furman, 12 p.m.	Nexstar/ESPN3
<i>(Bon Secours Wellness Arena; Greenville, S.C.)</i>	
*UNCG at VMI, 1 p.m.	ESPN3
*ETSU at Samford, 3 p.m.	ESPN3
*Mercer at Chattanooga, 4:30 p.m.	ESPN3
*The Citadel at Western Carolina, 7:30 p.m.	ESPN3

Ingles SoCon Game of the Week Nexstar affiliates

EJHL (Tri-Cities)
WMUB (Macon)
WWCW (Lynchburg/Roanoke)
WYCW (Greenville/Spartanburg/Asheville)

Feb. 26 (Wednesday)

*Mercer at The Citadel, 7 p.m.	ESPN+
*Furman at UNCG, 7 p.m.	ESPN+
*Chattanooga at VMI, 7 p.m.	ESPN+
*Samford at Western Carolina, 7 p.m.	ESPN+
*ETSU at Wofford, 7 p.m.	ESPN+

Feb. 29 (Saturday)

*Western Carolina at ETSU, 4 p.m.	ESPN+
*The Citadel at Furman, 4 p.m.	Nexstar/ESPN+
*Wofford at Mercer, 4:30 p.m.	ESPN+
*UNCG at Chattanooga, 4:30 p.m.	ESPN+
*VMI at Samford, 5 p.m.	ESPN3

Ingles SoCon Game of the Week Nexstar affiliates

ECBD (Charleston)
EJHL (Tri-Cities)
WMUB (Macon)
WWCW (Lynchburg/Roanoke)
WYCW (Greenville/Spartanburg/Asheville)

SoCon PLAYER OF THE WEEK (2/18)

PRESENTED BY **GEICO**

Carlos Dotson, Sr., F
Western Carolina

For the week, Dotson averaged 28.5 points, 12.0 rebounds and 2.5 assists and shot 62.2 percent from the floor as the Catamounts went 1-1.

In Western Carolina's 82-62 loss at UNC Greensboro on Wednesday, Dotson scored more than half of the Catamounts' points with a career-high 32, adding 12 rebounds and shooting 55.0 percent (11-for-20) from the floor. The senior from Riverdale, Maryland, was 10-for-15 (66.7 percent) from the free-throw line on the night and added two assists.

Dotson followed that up with 25 points and another 12 rebounds in the Catamounts' 80-74 win at Wofford, which completed the season sweep over the Terriers for the first time since the 2006-07 season. The forward was 12-for-17 from the floor (70.6 percent) and had three assists, two blocked shots and two steals to help Western Carolina move into a tie for fourth in the league standings.



NOTES

• A first-place showdown between ETSU and Furman highlights Wednesday's Southern Conference slate.

• Both 12-2 in SoCon play, ETSU (23-4) and Furman (22-5) are looking to take a huge step toward the regular-season title with a win Wednesday. The Paladins claimed the first clash between the two on Jan. 4, putting four players in double figures and outrebounding ETSU by 13 in a 65-56 home win. The Bucs will attempt to even the season series on their home turf, where they carry a 14-1 mark in Freedom Hall, but Furman has won 11 of its last 12 conference road games. Both sides have won 15 of their last 17 games overall, with the Paladins owning the longest active winning streak in the conference at seven games.

• Of the 48 NCAA Division I games on Wednesday, the combined 45 wins between ETSU and Furman is seven more than in any of the other 47 contests.

• The Bucs have held 17 straight opponents below their season scoring averages and rank seventh in Division I in scoring margin (13.9).

• ETSU and Furman are joined in the top 10 of the CollegeInsider.com Mid-Major Top 25 by UNC Greensboro, where the trio has appeared for each of the last nine weeks. The Bucs are No. 2, matching their highest ranking of the season, while Furman is No. 8 and UNCG is No. 10.

• UNCG, which hosts Wofford on Wednesday, is riding a four-game winning streak in which it has won by an average of 20 points per game. Wofford will be looking for its fifth consecutive win over the Spartans, as it took a 98-92, double-overtime win on Jan. 4 in the first meeting this season, though UNCG was playing that contest without two injured starters, Kyrin Galloway and Kaleb Hunter. Wofford downed the Spartans three times last season, including a 70-58 win in the title game of the Ingles SoCon Championship presented by General Shale.

• UNCG's James Dickey pulled down a career-high 20 rebounds in a 67-55 win at Mercer on Saturday, becoming just the second Spartan to reach 1,000 rebounds for his career. With 1,012 to his credit, Dickey trails UNCG great Kyle Hines (2005-08) by just 35 and is third among active DI players. He is the first SoCon player to reach 1,000 career rebounds since Wofford's Tim Johnson finished with 1,002 in 2011.

• Samford downed The Citadel 74-62 Saturday to snap an 11-game losing skid. Josh Sharkey led the Bulldogs with 18 points and eight assists, while Jalen Dupree had a double-double with 11 points and 13 rebounds. Brandon Austin and Robert Allen scored 15 apiece.

• Western Carolina's Carlos Dotson is the only SoCon player averaging a double-double this season. He is scoring 15.5 points and grabbing 10.0 rebounds per game and has a league-best 15 double-doubles.

• Chattanooga's Ramon Vila is 13th in Division I in with a field-goal percentage of 61.9.

• Mercer's Djordje Dimitrijevic hit at least one 3-pointers in a league-best 24 consecutive games.

• VMI ranks third in Division I in made 3-pointers (287) and fourth in made 3-pointers per game (10.6).

CONFERENCE NEWS AND NOTES

• With its 96-94, double-overtime win over Jacksonville on Nov. 21, Western Carolina became one of just 10 Division I schools to erase a 22-point second-half deficit and the only team to do it with under nine minutes remaining in regulation.

• Wofford (30), UNCG (29) and Furman (25) all set school records for wins last season. The Terriers became just the third team to record 30 wins in league history, joining the 1945-46 North Carolina squad and the 1950-51 NC State team.

• ETSU notched 24 wins last season to give the SoCon four teams with 20 wins for the third straight season. The Bucs have reached 20 wins for four straight seasons, becoming the first SoCon team to post four consecutive 20-win seasons since Davidson turned in five straight from 2004-09. ETSU's 100 wins in the last four seasons are a school record over a four-year span.

• Four Southern Conference teams – ETSU, Furman, UNCG and Wofford – earned postseason invites last season, giving the league multiple teams in postseason play for the 11th consecutive year. It marked the ninth time in the last 11 seasons with at least three SoCon teams in postseason play. SoCon regular-season and tournament champion Wofford earned its first-ever NCAA tournament win with a victory over Seton Hall in the first round. UNCG was the No. 1 seed in the NIT and advanced to the second round, while Furman joined the Spartans in the NIT. ETSU hosted a Colleg Insider.com Postseason Tournament contest.

• As a league, the SoCon finished 12th in the final NET rankings last year. Four teams finished in the top 100 in Wofford (14), Furman (58), UNCG (68) and ETSU (90). The first NET rankings this season will be released Dec. 16.

• Wofford entered the 2019-20 campaign riding an 18-game winning streak in regular-season league games after going 18-0 in SoCon play last season. The Terriers posted an overall 21-game winning streak last season that spanned from Dec. 29 to March 21. The streak ended in the second round of the NCAA Championship against No. 2 seed Kentucky.

• Fifth-year ETSU coach Steve Forbes is third in SoCon history in career wins per season, as he has averaged 25.0 in his first four campaigns with the Bucs. Forbes led ETSU to 24 wins in 2015-16, 27 in 2016-17, 25 in 2017-18 and 24 last year. Third-year Furman coach Bob Richey is fifth on that list with an average of 24.0 wins per game, as he led the Paladins to 23 wins in his first season and 25 last year.

• Furman and Wofford appeared in the Associated Press Top 25, each for the first time, last season, giving the SoCon two different ranked teams in a season for the first time since the 1959-60 season.

• SoCon players set two NCAA records last season, with Wofford's Fletcher Magee finishing his career with a Division I-record 509 career 3-pointers and Furman's Jordan Lyons matching the NCAA single-game mark with 15 3-pointers against North Greenville on Nov. 15. Lyons had 54 points in that contest, tied for 10th in a game in league history.

SoCON COACHING RECORDS

Coach, school	Career (yrs.)	School (yrs.)	SoCon (yrs.)
Duggar Baucom, The Citadel	239-279 (17th)	51-101 (5th)	23-82 (6th)
Steve Forbes, ETSU	289-103 (12th)	123-43 (5th)	67-19 (5th)
Bob Richey, Furman	70-24 (3rd)	Same	38-12 (3rd)
Greg Gary, Mercer	29-58 (3rd)	13-14 (1st)	7-7 (1st)
Wes Miller, UNCG	162-123 (9th)	Same	94-59 (9th)
Scott Padgett, Samford	83-111 (6th)	Same	33-71 (6th)
Lamont Paris, Chattanooga	38-54 (3rd)	Same	17-33 (3rd)
Dan Earl, VMI	42-107 (5th)	Same	17-69 (5th)
Mark Prosser, Western Carolina	28-57 (3rd)	23-34 (2nd)	12-20 (2nd)
Jay McAuley, Wofford	16-11 (1st)	Same	8-6 (1st)

SoCON PLAYERS OF THE WEEK

PRESENTED BY **GEICO**

Nov. 12.....	Kaleb Hunter, So., G, UNCG
Nov. 19.....	Mason Faulkner, R-Jr., G, WCU
Nov. 26.....	Mason Faulkner, R-Jr., G, WCU
Dec. 3.....	Clay Mounce, Jr., F, FUR
Dec. 10.....	Carlos Dotson, Sr., F, WCU
Dec. 17.....	Ethan Stair, R-Sr., G, MER
Dec. 24.....	Jeremy Rodriguez, R-Sr., F, ETSU
Jan. 7.....	Jordan Lyons, Sr., G, FUR
Jan. 14.....	Kaelon Harris, Sr., F/G, CIT
Jan. 21.....	Djordje Dimitrijevic, Sr., G, MER
Jan. 28.....	Bo Hodges, Jr., G, ETSU
Feb. 4.....	Chevez Goodwin, Jr., F/C, WOF
Feb. 11.....	Jordan Lyons, Sr., G, FUR
Feb. 18.....	Carlos Dotson, Sr., F, WCU
Feb. 25.....	

SoCON PLAYERS OF THE MONTH

November.....	Ethan Stair, R-Sr., G, MER
December.....	Josh Sharkey, Sr., G, SAM
January.....	Isaiah Miller, Jr., G, UNCG
February.....	

GENERAL SHALE SoCON STUDENT-ATHLETE OF THE WEEK

Dec. 18.....	Ethan Stair, R-Sr., G, MER
Jan. 15.....	Djordje Dimitrijevic, Sr., G, MER

Did you know?

• ETSU's win at LSU on Dec. 18, coupled with Wofford's 68-64 win over then-No. 17 North Carolina on Dec. 14, gave the SoCon two wins over Power 5 schools in the span of four days, a feat the league has now accomplished twice in three seasons. In 2017, UNCG beat NC State 81-76 on Dec. 16, followed by Wofford defeating No. 5 North Carolina 79-75 on Dec. 20.

• Western Carolina guard Mason Faulkner's triple-double against North Carolina A&T on Nov. 12 (13 points, 10 rebounds, 10 assists) was the first by a SoCon player since Chattanooga's Keegan Bell went for 12 points, 10 boards and 10 assists at College of Charleston on Dec. 3, 2011.

• Southern Conference Commissioner Jim Schaus has a familial connection to the Southern Conference, as his father, former Los Angeles Lakers coach Fred Schaus, was the men's basketball coach at West Virginia from 1954-60, earning SoCon Coach of the Year honors four times in that six-year span and still ranking in the top 20 in career wins by a league coach.

SoCON 20-WIN SUCCESS

• The SoCon boasts three 20-game winners in ETSU (22), Furman (21) and UNCG (20).

• ETSU has reached the milestone in a school-record five straight seasons, a streak that is tied for the fifth-longest in SoCon history. Furman and UNCG have both turned in four straight 20-win seasons, school records for both squads and tied for seventh in SoCon history.

Consecutive 20-win seasons, SoCon history

School	No.	From	To
West Virginia	8	1955-56	1962-63
Chattanooga	8	1980-81	1987-88
NC State	7	1946-47	1953-54
College of Charleston	6	1998-99	2003-04
Davidson	5	2004-05	2008-09
ETSU	5	2015-16	present
Davidson	4	1962-63	1965-66
ETSU	4	1988-89	1991-92
Furman	4	2016-17	present
UNCG	4	2016-17	present

• That level of collective success is unprecedented in league history. Since the SoCon's first season in 1921-22, there had never been an instance of the same three teams reaching the 20-win mark in consecutive seasons until ETSU, Furman and UNCG did so in 2016-17 and again 2017-18; now, they've run that streak to a collective four straight seasons.

• Should another team join them with 20 wins, that would give the SoCon four teams with 20 wins for the fourth straight season, a feat that has never been accomplished in league history. In fact, prior to the recent run, the SoCon only had two other seasons in which four teams reached the plateau – 1952-53 (Furman, NC State, Richmond and Wake Forest) and 2009-10 (Appalachian State, College of Charleston, Western Carolina and Wofford).

Preseason predictions

ETSU is the preseason favorite to win the 2019-20 Southern Conference men's basketball title in polling of the league's 10 men's basketball coaches and media. UNC Greensboro junior guard Isaiah Miller is the coaches' pick for preseason player of the year.

Preseason Player of the Year

Isaiah Miller, Jr., G, UNCG

Preseason All-Southern Conference Team

Bo Hodges, Jr., G, ETSU
 Jeremy Rodriguez, R-Sr., F, ETSU
 Daivien Williamson, So., G, ETSU
 Jordan Lyons, Sr., G, Furman
 Ross Cummings, Sr., G, Mercer
 James Dickey, R-Sr., F, UNCG
 Isaiah Miller, Jr., G, UNCG
 Josh Sharkey, Sr., G, Samford
 Carlos Dotson, Sr., F, Western Carolina
 Nathan Hoover, Sr., G, Wofford

Coaches poll	Media poll		
Team (1st)	Total	Team (1st)	Total
1. ETSU (8)	80	1. ETSU (20)	286
2. UNCG (2)	74	2. UNCG (6)	264
3. Furman	61	3. Furman (4)	245
4. Wofford	52	4. Wofford	216
5. Samford	48	5. Samford	169
6. Chattanooga	41	6. Chattanooga	128
7. Western Carolina	38	7. Western Carolina	117
8. Mercer	29	8. Mercer	115
9. The Citadel	16	9. The Citadel	70
10. VMI	11	10. VMI	40

MID-MAJOR TOP 25

Team	PS	N11	N18	N25	D2	D9	D16	D23	D30	J6	J13	J20	J27	F3	F10	F17
Gonzaga (31)	1	1	1	1	1	1	1	1	1	1	1	1	1	1	1	1
ETSU	3	3	2	3	3	5	5	5	5	7	6	6	4	5	3	2
Northern Iowa	-	-	14	7	5	3	3	3	4	5	3	3	5	3	2	3
Saint Mary's	2	2	5	4	4	4	4	4	3	4	5	5	2	4	5	4
Yale	-	-	-	-	20	11	11	6	6	6	4	4	3	2	4	5
Liberty	6	5	4	2	2	2	2	2	2	2	2	2	7	6	6	6
BYU	13	14	7	10	10	16	16	11	10	10	11	13	10	8	7	7
Furman	15	7	6	8	6	10	10	9	9	3	7	8	8	7	7	8
Stephen F. Austin	-	-	-	-	8	9	8	8	8	8	11	9	9	8	9	9
UNCG	16	16	-	25	19	12	12	7	9	9	7	6	9	10	10	
New Mexico State	5	6	12	13	14	-	-	-	25	22	20	18	14	11	11	11
Wright State	12	10	17	12	12	17	17	13	13	11	15	10	10	12	12	12
Vermont	4	4	3	5	9	13	14	16	17	15	25	25	20	18	13	13
Akron	-	-	-	-	-	-	-	-	-	19	14	16	12	16	15	14
Hofstra	-	-	-	-	22	25	-	-	24	-	24	-	-	24	21	15
Belmont	8	21	9	9	15	7	7	12	12	17	17	15	-	-	20	16
Murray State	18	17	20	16	-	-	-	-	-	-	24	19	13	16	17	17
Bowling Green	9	9	8	6	7	6	6	18	19	24	22	21	18	15	17	18
Austin Peay	-	-	-	-	-	-	-	-	-	-	-	-	21	17	22	19
Loyola Chicago	-	-	-	-	-	-	-	-	-	-	-	23	-	-	-	20
Little Rock	-	-	-	-	-	-	-	-	-	-	-	-	25	19	14	21
Winthrop	-	-	-	-	-	-	-	-	-	-	-	-	24	21	18	22
South Dakota State	-	-	-	-	-	-	-	-	-	-	-	-	-	-	-	23
Colgate	11	11	16	17	11	25	23	20	20	18	16	17	15	20	19	24
Harvard	7	8	13	11	24	18	18	14	14	14	13	13	11	23	24	25
Pacific	-	-	-	-	-	-	-	24	-	16	18	20	-	-	23	-
Northern Illinois	-	-	-	-	-	-	-	-	-	-	-	-	-	-	25	-
Kent State	-	-	22	14	16	8	8	10	11	13	8	12	16	14	-	-
Santa Clara	-	-	-	-	-	-	21	15	15	12	12	14	17	22	-	-
William & Mary	-	-	-	-	-	-	-	-	25	19	22	23	25	-	-	-
San Francisco	-	-	-	20	21	23	20	21	16	-	21	19	22	-	-	-
Stony Brook	-	-	-	-	-	-	-	-	-	23	-	-	-	-	-	-
Delaware	-	-	24	19	13	14	15	17	18	20	-	-	-	-	-	-
UCSB	21	22	25	-	-	21	-	-	-	21	-	-	-	-	-	-
Drake	-	-	-	-	-	22	-	-	22	23	-	-	-	-	-	-
Penn	20	20	15	15	18	-	25	22	21	-	-	-	-	-	-	-
Buffalo	22	-	-	24	22	19	24	23	23	-	-	-	-	-	-	-
Toledo	23	23	18	18	17	15	13	19	-	-	-	-	-	-	-	-
Evansville	-	-	10	23	23	20	19	25	-	-	-	-	-	-	-	-
Northern Kentucky	-	-	-	-	-	24	22	-	-	-	-	-	-	-	-	-
Charleston	17	13	19	21	-	-	-	-	-	-	-	-	-	-	-	-
UC Irvine	14	15	11	-	-	-	-	-	-	-	-	-	-	-	-	-
Missouri State	10	12	21	-	-	-	-	-	-	-	-	-	-	-	-	-
Illinois State	-	18	23	-	-	-	-	-	-	-	-	-	-	-	-	-
North Dakota State	19	19	-	-	-	-	-	-	-	-	-	-	-	-	-	-
South Alabama	25	24	-	-	-	-	-	-	-	-	-	-	-	-	-	-
Northeastern	-	25	-	-	-	-	-	-	-	-	-	-	-	-	-	-
Iona	24	-	-	-	-	-	-	-	-	-	-	-	-	-	-	-

NET RANKINGS (AS OF FEB. 18)

42.....	ETSU
55.....	UNC Greensboro
72.....	Furman
129.....	Western Carolina
156.....	Chattanooga
165.....	Wofford
212.....	Mercer
304.....	VMI
313.....	Samford
337.....	The Citadel

THE SoCON vs. RANKED TEAMS

Wofford's 68-64 win at No. 17 North Carolina on Dec. 15 was the Southern Conference's third road win over a top-25 team in as many seasons and the Terriers' second over a ranked UNC squad in the last three seasons.

Last season, Furman beat No. 8 Villanova and in 2017, Wofford downed then-No. 5 North Carolina. Coincidentally, Villanova and North Carolina were both defending national champions in those games.

Southern Conference ranked wins since 1997-98			
SoCon	Opp.	Score	Date
Wofford	#17 North Carolina	68-64	12/15/19
Furman	#8 Villanova	76-68 (OT)	11/17/18
Wofford	#5 North Carolina	79-75	12/20/17
Col. of Charleston	#21 Baylor	63-59	11/24/12
Davidson	#12 Kansas	80-74	12/19/11
Col. of Charleston	#9 North Carolina	82-79 (OT)	1/4/10
#23 Davidson	#24 Gonzaga	82-76	3/21/08
#23 Davidson	#8 Georgetown	74-70	3/23/08
#23 Davidson	#6 Wisconsin	73-56	3/28/08
Col. of Charleston	#3 North Carolina	66-64	12/5/98

NATIONAL/REGIONAL RECOGNITION

Lou Henson Award preseason watch list

Jeromy Rodriguez, R-Sr., F, ETSU
 Jordan Lyons, Sr., G, Furman
 Isaiah Miller, Jr., G, UNCG

Lou Henson Award midseason watch list

Jeromy Rodriguez, R-Sr., F, ETSU
 Jordan Lyons, Sr., G, Furman
 Isaiah Miller, Jr., G, UNCG
 Josh Sharkey, Sr., G, Samford
 Mason Faulkner, R-Jr., G, Western Carolina

Lou Henson Award National Player of the Week

Mason Faulkner, R-Jr., G, WCU Nov. 25, 2019

Lute Olson Award midseason watch list

Isaiah Miller, Jr., G, UNCG

NABC Team of the Week

Mercer Feb. 4, 2020

Senior CLASS Award candidate

Ethan Stair, R-Sr., G, Mercer

SoCon RECORD BOOK

INDIVIDUAL

Coaching wins at a SoCon school

1.	447	Bob McKillip, DAV (1992-14)
2.	299	Mike Young, WOF (2002-19)
3.	243	Mack McCarthy, UTC (1985-97)
	243	Burton Shipley, MD (1923-47)
5.	230	Bill Reinhart, GW (1935-42; 1949-66)
6.	226	Eddie Cameron, Duke (1928-42)
	226	Bobby Cremins, APP (1975-81); CofC (2006-12)
8.	223	Lyles Alley, FUR (1945-49; 1950-66)
9.	213	Les Robinson, CIT (1974-85); ETSU (1985-90)
10.	205	Murray Greason, WF (1935-53)
11.	194	Norman Shepard, UNC (1923-24); DAV (1937-49)
12.	193	Larry Hunter, WCU (2005-18)
13.	187	Everett Case, NCSU (1946-53)
14.	176	Lefty Driesell, DAV (1960-69)
15.	168	Malcolm U. Pitt, RICH (1935-52)
16.	162	Wes Miller, UNCG (2011-present)
17.	148	Herman J. Stegeman, UGA (1921-31)
18.	147	Lester Hooker Jr., RICH (1952-63)
19.	146	Fred Schaus, WVU (1954-60)
20.	145	Steve Cottrell, WCU (1977-87)
	145	John Shulman, UTC (2004-13)
22.	142	Joe Williams, FUR (1970-78)
23.	141	Tom Scott, UNC (1946-52); DAV (1955-60)
24.	139	Ron Shumate, UTC (1972-79)
	139	Tom Apke, APP (1986-96)

Coaching wins per season (min. two seasons)

	Avg.	Wins	Yrs.		
1.	26.7	187	7	Everett Case, NCSU	1946-53
2.	26.0	52	2	Ben Carnevale, UNC	1944-46
3.	25.0	100^	4	Steve Forbes, ETSU	2015-pr.
4.	24.3	146	6	Fred Schaus, WVU	1954-60
5.	24.0	48^	2	Bob Richey, FUR	2017-pr.

^ Entering 2019-20 season

3-point field goals made

Game			
1.	15	Keith Veney, MAR vs. Morehead*	12/16/96
	15	Jordan Lyons, FUR vs. NGU*	11/15/18
3.	11	Elton Nesbitt, GSU vs. UTC	1/17/05
	11	Fletcher Magee, WOF at UTC	2/17/18
	11	Patrick Good, ETSU at WCU	1/26/19
6.	10	10 times. Last:	
		Jordan Lyons, FUR at VMI	1/1/20

Career

1.	509	Fletcher Magee, WOF*	2015-19
2.	414	Stephen Curry, DAV	2006-09
3.	396	Andrew Goudelock, CofC	2007-11
	396	Francis Alonso, UNCG	2015-19
3.	358	Donald Sims, APP	2007-11
6.	324	Matt Frierson, CIT	2015-19
7.	312	Karl Cochran, WOF	2011-15
8.	299	Ian Chadwick, WOF	1997-01
9.	295	Zach Urbanus, CIT	2007-11
10.	283	Nathan Hoover, WOF	2016-pr.
11.	281	Jordan Lyons, FUR	2016-pr.

Blocked shots

Career			
1.	349	Kyle Hines, UNCG	2004-08
2.	308	Rans Brempong, WCU	2001-05
3.	270	Justin Tuoyo, UTC	2014-17
4.	269	George Singleton, FUR	1981-84
5.	238	Jody Lumpkin, CofC	1998-01
6.	220	Jeremy Clayton, APP	2004-08
7.	215	Kirill Misyuchenko, CIT	1995-98
	215	James Dickey, UNCG	2016-pr.
9.	213	Lucas Troutman, Elon	2010-14
10.	202	Lewis Preston, VMI	1990-93

Steals

Game			
1.	11	Ali Ton, DAV vs. Tufts	11/29/97
2.	10	Shawn Moore, MAR vs. ETSU	1/29/94
	10	Brandon Born, UTC vs. USC Aiken	11/26/94
	10	Jason Bell, VMI vs. Furman	2/10/98
	10	Zakee Wadood, ETSU vs. Clemson	12/15/03
6.	9	D.J. Thompson, APP vs. UNCG	2/22/07
	9	Stephen Curry, DAV vs. Guilford	11/14/08
9	9	Isaiah Miller, UNCG vs. Mercer	1/1/20
9.	8	21 times. Last:	
		Tray Boyd III, ETSU vs. Mars Hill	12/19/19

Career

1.	334	Keith Jennings, ETSU	1988-91
2.	293	D.J. Thompson, APP	2003-06
3.	285	Brigham Waginger, WCU	2006-10
4.	274	Josh Sharkey, SAM	2016-pr.
5.	250	Derek Rucker, DAV	1985-88
6.	247	Tyson Patterson, APP	1996-00
7.	246	Zakee Wadood, ETSU	2001-02
8.	240	Jason Bell, VMI	1995-98
9.	236	Ricky Hickman, UNCG	2003-07
	236	Rodney Peel, APP	1988-92
	226	Isaiah Miller, UNCG	2017-pr.

Assists

Career			
1.	983	Keith Jennings, ETSU	1988-91
2.	723	Josh Sharkey, SAM	2016-pr.
3.	701	Greg White, MAR	1978-81
4.	668	Guilherme Da Luz, FUR	2000-03
5.	663	Jason Richards, DAV	2004-08

* NCAA record

ACTIVE SoCon CAREER LEADERS

Points scored

		(SoCon career rank)
1,521	Nathan Hoover, Wofford, Sr.	
1,486	Josh Sharkey, Samford, Sr.	
1,463	Jordan Lyons, Furman, Sr.	
1,330	Isaiah Miller, UNCG, Jr.	
1,116	Ethan Stair, Mercer, R-Sr.	

Points scored per game (min. 800 points)

14.60	Carlos Dotson, Western Carolina, Sr.
13.57	Isaiah Miller, UNCG, Jr.
13.35	Brandon Austin, Samford, R-Sr.
11.98	Josh Sharkey, Samford, Sr.
11.79	Nathan Hoover, Wofford, Sr.

Field-goal percentage (min. 240 made)

.605	Carlos Dotson, Western Carolina, Sr.
.542	James Dickey, UNCG, Sr.
.525	Clay Mounce, Furman, Jr.
.508	Noah Gurley, Furman, So.
.499	Bo Hodges, ETSU, Jr.

3-point field goals made

283	Nathan Hoover, Wofford, Sr.	(10)
281	Jordan Lyons, Furman, Sr.	(11)
202	Matt Halvorsen, Western Carolina, Jr.	
176	Kaiden Rice, The Citadel, Jr.	
175	Onno Steger, Western Carolina, Sr.	

3-point field-goal percentage (min. 120 made)

.424	Storm Murphy, Wofford, Jr.
.416	Brandon Austin, Samford, R-Sr.
.404	Ross Cummings, Mercer, Sr.
.388	Onno Steger, Western Carolina, Sr.
.382	Nathan Hoover, Wofford, Sr.

Free-throw percentage (min. 110 made)

.886	Nathan Hoover, Wofford, Sr.
.856	Matt Halvorsen, Western Carolina, Jr.
.854	Myron Gordon, Samford, Sr.
.823	Daivien Williamson, ETSU, So.
.817	Djordje Dimitrijevic, Mercer, Sr.

Rebounds

1012	James Dickey, UNCG, Sr.
593	Ethan Stair, Mercer, R-Sr.
532	Carlos Dotson, Western Carolina, Sr.
525	Garrett Gilkeson, VMI, Sr.
498	Kaelon Harris, The Citadel, Jr.

Rebounds per game (min. 280 rebounds)

9.98	Jeremy Rodriguez, ETSU, R-Sr.
9.67	Carlos Dotson, Western Carolina, Sr.
8.16	James Dickey, UNCG, Jr.
7.65	Robert Allen, Samford, So.
5.29	Ethan Stair, Mercer, R-Sr.

Blocked shots

215	James Dickey, UNCG, Sr.	(t7)
110	Kyrin Galloway, UNCG, Sr.	
66	Bo Hodges, ETSU, Jr.	
64	Clay Mounce, Furman, Jr.	
63	Robert Allen, Samford, So.	

Steals

274	Josh Sharkey, Samford, Sr.	(4)
226	Isaiah Miller, UNCG, Jr.	
136	Garrett Gilkeson, VMI, Sr.	
117	Ethan Stair, Mercer, R-Sr.	
109	Jordan Lyons, Furman, Sr.	

Assists

723	Josh Sharkey, Samford, Sr.	(2)
328	Storm Murphy, Wofford, Jr.	
244	Garrett Gilkeson, VMI, Sr.	
240	Alex Hunter, Furman, Jr.	
201	Isaiah Miller, UNCG, Jr.	

Assists per game (min. 150 assists)

5.83	Josh Sharkey, Samford, Sr.
3.49	Storm Murphy, Wofford, Jr.
2.88	Isaiah Tisdale, ETSU, Sr.
2.58	Alex Hunter, Furman, Jr.
2.52	Daivien Williamson, ETSU, So.

SPECIALTY STATS LEADERS

40-point games	Ovr.	SoCon
Jordan Lyons, FUR	1	1

30-point games	Ovr.	SoCon
Jordan Lyons, FUR	3	2
Kaelon Harris, CIT	1	1
Kaiden Rice, CIT	1	1
Tray Boyd III, ETSU	1	1
Djordje Dimitrijevic, MER	1	1
Isaiah Miller, UNCG	1	1
Josh Sharkey, SAM	1	1
Greg Parham, VMI	1	1
Carlos Dotson, WCU	1	1
Mason Faulkner, WCU	1	1
Nathan Hoover, WOF	1	1

20-point games	Ovr.	SoCon
Isaiah Miller, UNCG	11	7
Mason Faulkner, WCU	11	6
Jordan Lyons, FUR	9	6
Djordje Dimitrijevic, MER	9	7
Josh Sharkey, SAM	9	5
Matt Ryan, UTC	7	4
Carlos Dotson, WCU	7	7
Brandon Austin, SAM	6	2
Travis Eevee, VMI	6	2
Nathan Hoover, WOF	6	4
Kaiden Rice, CIT	5	2
Tray Boyd III, ETSU	5	2
Ethan Stair, MER	5	1
Kaelon Harris, CIT	4	2
Noah Gurley, FUR	4	1
Clay Mounce, FUR	4	2
Bo Hodges, ETSU	3	1
Mike Bothwell, FUR	3	1
Robert Allen, SAM	3	2
Garrett Gilkeson, VMI	3	3
Fletcher Abee, CIT	2	1
Daivien Williamson, ETSU	2	1
Jalen Dupree, SAM	2	1
Ramon Vila, UTC	2	2
Greg Parham, VMI	2	1
Onno Steger, WCU	2	2
Chevez Goodwin, WOF	2	2
Storm Murphy, WOF	2	0
Hayden Brown, CIT	1	0
Rudy Fitzgibbons III, CIT	1	0
Patrick Good, ETSU	1	0
Jeromy Rodriguez, ETSU	1	1
Isaiah Tisdale, ETSU	1	1
Alex Hunter, FUR	1	1
Jeff Gary, MER	1	1
Kaleb Hunter, UNCG	1	0
Deandre Thomas, SAM	1	0
Maurice Commander, UTC	1	1
David Jean-Baptiste, UTC	1	0
Kamdyn Curfman, VMI	1	0
Matt Halvorsen, WCU	1	1
Marcus Thomas, WCU	1	0
Isaiah Bigelow, WOF	1	0

20-rebound games	Ovr.	SoCon
James Dickey, UNCG	1	1

15-rebound games	Ovr.	SoCon
Ethan Stair, MER	2	1

James Dickey, UNCG	2	2
Jeromy Rodriguez, ETSU	1	1
Tyler Creammer, VMI	1	0
Carlos Dotson, WCU	1	0

10-rebound games	Ovr.	SoCon
Carlos Dotson, WCU	16	12
Kaelon Harris, CIT	10	4
Ethan Stair, MER	10	3
James Dickey, UNCG	10	7
Robert Allen, SAM	7	5
Jeromy Rodriguez, ETSU	5	1
Jalen Dupree, SAM	5	3
Chevez Goodwin, WOF	4	3
Clay Mounce, FUR	3	1
Maciej Bender, MER	3	2
Mason Faulkner, WCU	3	1
Eddie Davis III, CIT	2	0
Noah Gurley, FUR	2	1
Jalen Slawson, FUR	2	1
Kaleb Hunter, UNCG	2	0
Rod Johnson, UTC	2	1
Tyler Creammer, VMI	2	1
Garrett Gilkeson, VMI	2	2
Jake Stephens, VMI	2	1
Brady Spence, CIT	1	0
Bo Hodges, ETSU	1	1
Lucas N'Guessan, ETSU	1	1
Vonnice Paterson, ETSU	1	0
Isaiah Tisdale, ETSU	1	1
Victor Bafutto, MER	1	0
Djordje Dimitrijevic, MER	1	0
Mohammed Abdulsala, UNCG	1	1
Isaiah Miller, UNCG	1	1
Brandon Austin, SAM	1	0
Josh Sharkey, SAM	1	1
Matt Ryan, UTC	1	1
Ramon Vila, UTC	1	0
Sean Conway, VMI	1	1
Messiah Jones, WOF	1	1

15-assist games	Ovr.	SoCon
Josh Sharkey, SAM	2	0

10-assist games	Ovr.	SoCon
Josh Sharkey, SAM	5	1
Mason Faulkner, WCU	2	1
Tyson Batiste, CIT	1	0
Daivien Williamson, ETSU	1	1
Djordje Dimitrijevic, MER	1	1

5-block games	Ovr.	SoCon
Mohammed Abdulsala, UNCG	1	1

Double-doubles	Ovr.	SoCon
Carlos Dotson, WCU	15	11
Ethan Stair, MER	10	3
Kaelon Harris, CIT	9	4
Robert Allen, SAM	7	5
Jeromy Rodriguez, ETSU	4	1
James Dickey, UNCG	4	3
Jalen Dupree, SAM	4	2
Josh Sharkey, SAM*	4	2
Mason Faulkner, WCU^	4	2
Chevez Goodwin, WOF	4	3

Clay Mounce, FUR	3	1
Eddie Davis III, CIT	2	0
Noah Gurley, FUR	2	1
Maciej Bender, MER	2	1
Kaleb Hunter, UNCG	2	0
Rod Johnson, UTC	2	1
Brady Spence, CIT	1	0
Bo Hodges, ETSU	1	1
Lucas N'Guessan, ETSU	1	1
Isaiah Tisdale, ETSU	1	1
Daivien Williamson, ETSU^	1	1
Jalen Slawson, FUR	1	1
Victor Bafutto, MER	1	0
Djordje Dimitrijevic, MER	1	0
Isaiah Miller, UNCG	1	1
Matt Ryan, UTC	1	1
Sean Conway, VMI	1	1
Tyler Creammer, VMI	1	0
Garrett Gilkeson, VMI	1	1
Jake Stephens, VMI	1	1
Messiah Jones, WOF	1	1

20/15 games	Ovr.	SoCon
Jeromy Rodriguez, ETSU	1	1

20/10 games	Ovr.	SoCon
Carlos Dotson, WCU	7	7
Kaelon Harris, CIT	4	2
Ethan Stair, MER	2	0
Robert Allen, SAM	2	2
Josh Sharkey, SAM^	2	2
Jeromy Rodriguez, ETSU	1	1
Isaiah Tisdale, ETSU	1	1
Matt Ryan, UTC	1	1
Garrett Gilkeson, VMI	1	1
Mason Faulkner, WCU	1	1

30/10 games	Ovr.	SoCon
Kaelon Harris, CIT	1	1
Carlos Dotson, WCU	1	1

Triple-doubles	Ovr.	SoCon
Mason Faulkner, WCU	1	0

* three are points/assists; ^ one is points/assists

3-POINTER STREAKS

Seven SoCon student-athletes have streaks of at least 10 games with a made 3-pointer, led by Mercer's Djordje Dimitrijevic and his 24-game streak.

Consecutive games with a 3-pointer	Player, school	'19-20	'18-19	Total
	Djordje Dimitrijevic, MER, Sr.	24	x	24
	Matt Ryan, UTC, Gr.	16	x	16
	Ross Cummings, MER, Sr.	6	7	13
	Fletcher Abee, CIT, Fr.	13	x	13
	Nathan Hoover, WOF, Sr.	13	x	13
	Kamdyn Curfman, VMI, Fr.	11	x	11
	Trevor Stump, WOF, R-Sr.	10	x	10

America East (1-0)

12/18 UNCG 54, Vermont 53

American Athletic (0-3)

11/5 East Carolina 80, VMI 68
 11/21 South Florida 69, Wofford 55
 12/2 South Florida 65, Furman 55

ASUN (7-1)

11/11 Mercer 74, Kennesaw State 62
 11/15 Mercer 84, FGCU 68
 11/16 North Alabama 61, Samford 55
 11/21 Western Carolina 96, Jacksonville 94 (2OT)
 11/24 Western Carolina 70, Stetson 64
 12/4 UNCG 72, Kennesaw State 54
 (Fleming Gym; Greensboro, N.C.)
 12/7 VMI 88, Stetson 61
 12/22 Wofford 83, Kennesaw State 70

Atlantic 10 (0-2)

11/26 St. Bonaventure 56, Mercer 51
 12/4 Duquesne 71, VMI 58

Atlantic Coast (1-7)

11/15 Florida State 79, Western Carolina 74
 11/20 Florida State 89, Chattanooga 53
 12/11 Virginia Tech 63, Chattanooga 58
 12/15 NC State 80, UNCG 77
 12/15 Wofford 68, #17 North Carolina 64
 12/19 #4 Duke 86, Wofford 57
 12/21 Virginia Tech 64, VMI 55
 12/22 NC State 83, The Citadel 63

Big 12 (0-2)

11/8 #3 Kansas 74, UNCG 62
 11/19 #4 Kansas 75, ETSU 63

Big East (1-4)

11/6 St. John's 109, Mercer 79
 11/16 Butler 80, Wofford 61
 11/30 UNCG 65, Georgetown 61
 12/18 Xavier 74, Western Carolina 61
 12/21 Georgetown 99, Samford 71

Big Sky (1-2)

11/15 Idaho 68, VMI 67
 (Jonesboro, Ark.)
 11/16 Montana State 67, UNCG 66
 (Fleming Gym; Greensboro, N.C.)
 11/24 ETSU 70, Southern Utah 58

Big South (12-4)

11/5 Furman 70, Gardner-Webb 63
 11/9 UNC Asheville 91, The Citadel 76
 11/9 Western Carolina 71, Gardner-Webb 59
 11/9 Wofford 89, High Point 61
 11/11 Presbyterian 80, VMI 77 (OT)
 11/12 Furman 91, Charleston Southern 47
 11/14 ETSU 61, Winthrop 58
 11/16 Campbell 87, The Citadel 73
 12/7 UNCG 60, Radford 58
 12/7 Western Carolina 78, UNC Asheville 77
 12/7 Wofford 81, Gardner-Webb 77
 12/8 Furman 84, USC Upstate 72
 12/14 Furman 80, Winthrop 73
 (Bon Secours Wellness Arena; Greenville, S.C.)
 12/19 The Citadel 102, Longwood 99 (3OT)
 12/21 Chattanooga 68, UNC Asheville 64
 12/29 USC Upstate 91, VMI 82

Big Ten (0-1)

11/20 Illinois 85, The Citadel 57

Big West (1-1)

11/17 VMI 89, UC Davis 84 (2OT)
 (Jonesboro, Ark.)
 12/15 Hawaii 94, Samford 73

Colonial (2-1)

11/12 William & Mary 80, Wofford 79
 11/26 Furman 97, Elon 61
 12/16 Mercer 72, UNCW 63

Conference USA (0-2)

11/30 Louisiana Tech 78, Samford 57
 12/22 Florida Atlantic 65, Mercer 50

Horizon (3-0)

11/23 Mercer 72, UIC 68
 12/21 ETSU 80, Cleveland State 55
 12/21 UNCG 67, Northern Kentucky 50
 (Fleming Gym; Greensboro, N.C.)

Metro Atlantic Athletic (2-2)

11/8 Marist 58, VMI 56
 11/19 Samford 70, Manhattan 57
 11/23 The Citadel 79, Marist 75
 12/1 Canisius 76, Mercer 66
 (Boca Raton, Fla.)

Mid-Eastern Athletic (5-0)

11/5 UNCG 83, North Carolina A&T 50
 11/12 Western Carolina 90, North Carolina A&T 64
 11/23 ETSU 98, Delaware State 66
 11/26 Wofford 67, Maryland Eastern Shore 42
 12/2 Wofford 77, North Carolina Central 59

Missouri Valley (1-0)

11/8 Furman 87, Loyola-Chicago 63

Non-Division I (25-0)

11/5 Wofford 86, Erskine 63
 11/6 ETSU 79, Newberry 50
 11/7 Samford 68, Kentucky Wesleyan 42
 11/8 Mercer 84, Columbia International 76
 11/11 UNCG 109, Averett 51
 11/13 Samford 102, UVA-Wise 64
 11/15 Furman 83, Southern Wesleyan 61
 11/20 VMI 96, Christendom 20
 11/22 Furman 90, Columbia International 45
 11/26 The Citadel 90, Brevard 47
 11/26 VMI 98, Goucher 32
 11/27 Western Carolina 78, Bryan 54
 12/3 Samford 97, Auburn-Montgomery 64
 12/7 The Citadel 108, Carver 40
 12/8 Chattanooga 99, Tennessee Wesleyan 51
 12/10 The Citadel 129, Piedmont 83
 12/11 Furman 90, North Greenville 65
 12/11 VMI 78, Ferrum 60
 12/13 Wofford 112, North Greenville 66
 12/15 ETSU 97, Milligan 41
 12/28 Western Carolina 108, Piedmont 47
 12/28 Mercer 104, Milligan 52
 12/28 UNCG 106, William Peace 34
 12/29 Chattanooga 72, Cumberland 42
 12/29 ETSU 117, Mars Hill 48

Ohio Valley (6-3)

11/5 Morehead State 90, Samford 86 (2OT)
 11/5 Eastern Kentucky 79, Chattanooga 68
 11/9 Chattanooga 59, Tennessee State 57
 11/9 ETSU 92, UT Martin 75
 11/11 Belmont 95, Samford 63
 11/15 UNCG 64, Tennessee Tech 30
 (Fleming Gym; Greensboro, N.C.)
 11/19 The Citadel 74, Southeast Missouri 69
 11/30 Chattanooga 63, Jacksonville State 60
 (Niceville, Fla.)

America East.....	1-0
American Athletic.....	0-3
ASUN.....	7-1
Atlantic 10.....	0-2
Atlantic Coast.....	1-7
Big 12.....	0-2
Big East.....	1-4
Big Sky.....	1-2
Big South.....	12-4
Big Ten.....	0-1
Big West.....	1-1
Colonial.....	2-1
Conference USA.....	0-2
Horizon.....	3-0
Metro Atlantic Athletic.....	2-2
Mid-Eastern Athletic.....	5-0
Missouri Valley.....	1-0
Non-Division I.....	25-0
Ohio Valley.....	6-3
Patriot.....	0-1
Southeastern.....	1-7
Southland.....	1-0
Southwestern Athletic.....	1-0
Summit.....	0-2
Sun Belt.....	8-3
Total.....	79-48
Home.....	52-10
Away.....	23-35
Neutral.....	4-3
vs. Top 25.....	1-5

12/21 Western Carolina 89, Tennessee Tech 76

Patriot (0-1)

12/2 Holy Cross 81, Mercer 67
 (Boca Raton, Fla.)

Southeastern (1-7)

11/5 Georgia 91, Western Carolina 72
 11/12 Georgia 95, The Citadel 86
 11/18 Missouri 75, Wofford 56
 11/19 Alabama 81, Furman 73
 11/25 #17 Tennessee 58, Chattanooga 46
 12/5 #14 Auburn 81, Furman 78 (OT)
 12/18 Alabama 105, Samford 87
 (Legacy Arena; Birmingham, Ala.)
 12/18 ETSU 74, LSU 63

Southland (1-0)

12/7 Samford 113, Houston Baptist 90

Southwestern Athletic (1-0)


11/29 Chattanooga 74, Alabama State 56
 (Niceville, Fla.)

Summit (0-2)

11/27 South Dakota State 86, Samford 77
 12/7 North Dakota State 78, ETSU 68

Sun Belt (8-3)

11/12 Chattanooga 74, Troy 68
 11/14 Arkansas State 71, VMI 56
 11/15 Chattanooga 90, South Alabama 72
 11/18 UNCG 55, Appalachian State 41
 11/19 Georgia Southern 98, Mercer 88
 11/23 Samford 72, Troy 60
 11/26 ETSU 78, Appalachian State 69
 11/27 Furman 58, UT Arlington 57
 (Elon, N.C.)
 11/30 ETSU 67, Little Rock 63
 12/7 Georgia State 73, Mercer 61
 12/15 Chattanooga 84, Troy 80 (OT)



The Citadel

(6-19, 0-14 SoCon)

N9	UNC ASHEVILLE (ESPN3)	L, 76-91
N12	at Georgia (SEC Network+)	L, 86-95
N16	CAMPBELL (ESPN3)	L, 73-87
N19	at Southeast Missouri (ESPN+)	W, 74-69
N20	at Illinois# (Big Ten Network)	L, 57-85
N23	at Marist (ESPN+)	W, 79-75
N26	BREVARD# (ESPN+)	W, 90-47
D4	*ETSU (ESPN+)	L, 84-96
D7	CARVER (ESPN3)	W, 108-40
D10	PIEDMONT (ESPN3)	W, 129-83
D19	at Longwood (ESPN+)	W, 102-99 (3OT)
D22	at NC State (ACC Network)	L, 63-83
J1	*at Samford (ESPN+)	L, 68-69
J4	*WESTERN CAROLINA (ESPN+)	L, 82-86
J11	*at Wofford (ESPN3)	L, 71-73
J15	*UNCG (ESPN+)	L, 69-79
J18	*at VMI (ESPN+)	L, 79-88
J22	*at Chattanooga (ESPN+)	L, 69-92
J25	*FURMAN (ESPN3)	L, 54-78
J29	*WOFFORD (ESPN+)	L, 56-79
F1	*at Mercer (Nexstar/ESPN3)	L, 71-76
F5	*at UNCG (ESPN3)	L, 68-88
F8	*VMI (ESPN+)	L, 64-75
F12	*at ETSU (ESPN+)	L, 67-91
F15	*SAMFORD (Nexstar/ESPN3)	L, 62-74
F19	*CHATTANOOGA (ESPN+)	7 p.m.
F22	*at Western Carolina (ESPN3)	7:30 p.m.
F26	*MERCER (ESPN+)	7 p.m.
F29	*at Furman (Nexstar/ESPN+)	4 p.m.
M6-9	at SoCon Championship (Asheville, N.C.)	

- Illinois Classic (campus sites)



ETSU

(23-4, 12-2 SoCon)

N6	NEWBERRY (ESPN+)	W, 79-50
N9	at UT Martin (ESPN+)	W, 92-75
N14	WINTHROP (ESPN+)	W, 61-58
N19	at No. 4 Kansas# (ESPN+)	L, 63-75
N23	DELAWARE STATE# (ESPN3)	W, 98-66
N24	SOUTHERN UTAH# (ESPN+)	W, 70-58
N26	APPALACHIAN STATE (ESPN+)	W, 78-69
N30	at Little Rock (ESPN+)	W, 67-63
D4	*at The Citadel (ESPN+)	W, 96-84
D7	at North Dakota State (ESPN+)	L, 68-78
D15	MILLIGAN (ESPN3)	W, 97-41
D18	at LSU (SEC Network)	W, 74-63
D21	CLEVELAND STATE (ESPN3)	W, 80-55
D29	MARS HILL (ESPN3)	W, 117-48
J1	*WOFFORD (ESPN+)	W, 49-48
J4	*at Furman (ESPN3)	L, 56-65
J8	*at UNCG (ESPN+)	W, 64-57
J11	*VMI (Nexstar/ESPN3)	W, 61-55
J15	*SAMFORD (ESPN+)	W, 88-63
J18	*at Western Carolina (Nexstar/ESPN+)	W, 85-66
J25	*CHATTANOOGA (ESPN+)	W, 75-64
J29	*MERCER (ESPN+)	L, 55-71
F1	*UNCG (ESPN+)	W, 82-65
F5	*at Chattanooga (ESPN+)	W, 80-64
F8	*at Mercer (ESPN+)	W, 73-60
F12	*THE CITADEL (ESPN+)	W, 91-67
F15	*at VMI (ESPN3)	W, 72-67
F19	*FURMAN (ESPN+)	7 p.m.
F22	*at Samford (ESPN3)	3 p.m.
F26	*at Wofford (ESPN+)	7 p.m.
F29	*WESTERN CAROLINA (ESPN+)	4 p.m.
M6-9	at SoCon Championship (Asheville, N.C.)	

- Maui Jim Maui Invitational (campus sites)



Furman

(22-5, 12-2 SoCon)

N5	at Gardner-Webb (ESPN+)	W, 70-63
N8	LOYOLA CHICAGO (ESPN3)	W, 87-63
N12	at Charleston Southern (ESPN+)	W, 91-47
N15	SOUTHERN WESLEYAN# (ESPN3)	W, 83-61
N19	at Alabama# (SEC Network+)	L, 73-81
N22	COLUMBIA INTERNATIONAL (ESPN3)	W, 90-45
N26	at Elon# (FloHoops)	W, 97-61
N27	vs. UT Arlington^	W, 58-57
D2	at South Florida (ESPN3)	L, 55-65
D5	at No. 14 Auburn (SEC Network)	L, 78-81 (OT)
D8	USC UPSTATE (ESPN+)	W, 84-72
D11	NORTH GREENVILLE (ESPN3)	W, 90-65
D14	WINTHROP& (ESPN+)	W, 80-73
D20	*at Mercer (ESPN3)	W, 64-62
J1	*at VMI (ESPN+)	W, 89-73
J4	*ETSU (ESPN3)	W, 65-56
J8	*at Chattanooga (ESPN+)	W, 73-66
J11	*UNCG& (ESPN3)	L, 73-86
J15	*WESTERN CAROLINA (ESPN+)	W, 83-79
J17	*at Wofford (ESPN3)	L, 52-66
J22	*SAMFORD (ESPN+)	W, 101-78
J25	*at The Citadel (ESPN3)	W, 78-54
J29	*VMI (ESPN+)	W, 74-72 (OT)
F5	*MERCER (ESPN+)	W, 79-57
F8	*at Western Carolina (ESPN+)	W, 82-73
F12	*at Samford (ESPN+)	W, 86-71
F15	*CHATTANOOGA (ESPN3)	W, 58-53
F19	*at ETSU (ESPN+)	7 p.m.
F22	*WOFFORD& (Nexstar/ESPN3)	12 p.m.
F26	*at UNCG (ESPN+)	7 p.m.
F29	*THE CITADEL (Nexstar/ESPN+)	4 p.m.
M6-9	at SoCon Championship (Asheville, N.C.)	

- Bad Boy Mowers Battle 4 Atlantis (campus sites)
 ^ - Bad Boy Mowers Battle 4 Atlantis (Elon, N.C.)
 & - Bon Secours Wellness Arena (Greenville, S.C.)




Mercer

(13-14, 7-7 SoCon)

N6	at St. John's (FS1)	L, 79-109
N8	COLUMBIA INTERNATIONAL (ESPN3)	W, 84-76
N11	KENNESAW STATE (ESPN+)	W, 74-62
N15	FGCU (ESPN3)	W, 84-68
N19	at Georgia Southern (ESPN+)	L, 88-98
N23	at UIC# (ESPN+)	W, 72-68
N26	at St. Bonaventure# (ESPN+)	L, 51-56
D1	vs. Canisius^ (CUSA.TV)	L, 66-76
D2	vs. Holy Cross^ (CUSA.TV)	L, 67-81
D7	GEORGIA STATE (ESPN+)	L, 61-73
D16	at UNCW (FloHoops)	W, 72-63
D20	*FURMAN (ESPN3)	L, 62-64
D22	FLORIDA ATLANTIC (ESPN+)	L, 50-65
D28	MILLIGAN (ESPN3)	W, 104-52
J1	*at UNCG (ESPN+)	L, 63-72
J4	*CHATTANOOGA (ESPN3)	L, 61-70
J11	*at Western Carolina (ESPN+)	L, 71-79
J15	*VMI (ESPN+)	W, 73-62
J18	*at Samford (ESPN3)	W, 90-75
J22	*WESTERN CAROLINA (ESPN+)	W, 83-79
J25	*at VMI (Nexstar/ESPN3)	W, 69-66
J29	*at ETSU (ESPN+)	W, 71-55
F1	*THE CITADEL (Nexstar/ESPN3)	W, 76-71
F5	*at Furman (ESPN+)	L, 57-79
F8	*ETSU (ESPN+)	L, 60-73
F12	*at Wofford (ESPN+)	W, 70-68
F15	*UNCG (ESPN3)	L, 55-67
F19	*SAMFORD (ESPN+)	7 p.m.
F22	*at Chattanooga (ESPN3)	4:30 p.m.
F26	*at The Citadel (ESPN+)	7 p.m.
F29	*WOFFORD (ESPN+)	4:30 p.m.
M6-9	at SoCon Championship (Asheville, N.C.)	

- Boca Raton Beach Classic (campus sites)
 ^ - Boca Raton Beach Classic (Boca Raton, Fla.)




UNC Greensboro

(21-6, 11-3 SoCon)

N5	North Carolina A&T (ESPN3)	W, 83-50
N8	at No. 3 Kansas (ESPN3)	L, 62-74
N11	AVERETT# (ESPN+)	W, 109-51
N15	TENNESSEE TECH#^ (ESPN3)	W, 64-30
N16	MONTANA STATE#^ (ESPN3)	L, 66-67
N18	APPALACHIAN STATE# (ESPN+)	W, 55-41
N24	*VMI (ESPN+)	W, 74-63
N30	at Georgetown (FS2)	W, 65-61
D4	KENNESAW STATE^ (ESPN+)	W, 72-54
D7	at Radford (ESPN+)	W, 60-58
D15	NC STATE (ESPN+)	L, 77-80
D18	at Vermont (ESPN+)	W, 54-53
D21	NORTHERN KENTUCKY^ (ESPN+)	W, 67-50
D28	WILLIAM PEACE (ESPN3)	W, 106-34
J1	*MERCER (ESPN+)	W, 72-63
J4	*at Wofford (Nexstar/ESPN+)	L, 92-98 (2OT)
J8	*ETSU (ESPN+)	L, 57-64
J11	*at Furman& (ESPN3)	W, 86-73
J15	*at The Citadel (ESPN+)	W, 79-69
J18	*CHATTANOOGA (ESPN+)	W, 72-52
J25	*at Samford (ESPN3)	W, 70-63
J29	*at Western Carolina (ESPN+)	L, 72-58
F1	*at ETSU (ESPN+)	L, 65-82
F5	*THE CITADEL (ESPN3)	W, 88-68
F9	*SAMFORD (ESPN+)	W, 95-67
F12	*WESTERN CAROLINA (ESPN+)	W, 82-62
F15	*at Mercer (ESPN3)	W, 67-55
F19	*WOFFORD (ESPN+)	7 p.m.
F22	*at VMI (ESPN3)	1 p.m.
F26	*FURMAN (ESPN+)	7 p.m.
F29	*at Chattanooga (ESPN+)	4:30 p.m.
M6-9	at SoCon Championship (Asheville, N.C.)	

- Spartan Invitational
 ^ - Fleming Gymnasium (Greensboro, N.C.)
 & - Bon Secours Wellness Arena (Greenville, S.C.)




Samford

(9-19, 3-11 SoCon)

N5	at Morehead State (ESPN+)	L, 86-90 (2OT)
N7	KENTUCKY WESLEYAN (ESPN+)	W, 68-42
N11	at Belmont (ESPN+)	L, 63-95
N13	UVA-WISE (ESPN3)	W, 102-64
N16	at North Alabama (ESPN+)	L, 55-61
N19	MANHATTAN (ESPN+)	W, 70-57
N23	TROY (ESPN3)	W, 72-60
N27	at South Dakota State (ESPN3)	L, 77-86
N30	at Louisiana Tech (CUSA.TV)	L, 57-78
D3	AUBURN-MONTGOMERY (ESPN3)	W, 97-64
D7	at Houston Baptist	W, 113-90
D15	at Hawaii (Spectrum Sports)	L, 73-94
D18	ALABAMA# (ESPN+)	L, 87-105
D21	at Georgetown (FS1)	L, 71-99
J1	*THE CITADEL (ESPN+)	W, 69-68
J4	*at VMI (ESPN+)	W, 78-75
J8	*WOFFORD (ESPN+)	L, 62-67
J11	*at Chattanooga (ESPN3)	L, 67-105
J15	*at ETSU (ESPN+)	L, 63-88
J18	*MERCER (ESPN3)	L, 75-90
J22	*at Furman (ESPN+)	L, 78-101
J25	*UNCG (ESPN3)	L, 63-70
J29	*CHATTANOOGA (ESPN+)	L, 84-92
F1	*at Wofford (ESPN3)	L, 56-80
F5	*WESTERN CAROLINA (ESPN3)	L, 70-78
F9	*at UNCG (ESPN+)	L, 67-95
F12	*FURMAN (ESPN+)	L, 71-86
F15	*at The Citadel (Nexstar/ESPN3)	W, 74-62
F19	*at Mercer (ESPN+)	7 p.m.
F22	*ETSU (ESPN3)	3 p.m.
F26	*at Western Carolina (ESPN+)	7 p.m.
F29	*VMI (ESPN3)	5 p.m.
M6-9	at SoCon Championship (Asheville, N.C.)	


- Legacy Arena at Birmingham-Jefferson Convention Complex (Birmingham, Ala.)



Chattanooga
(16-11, 7-7 SoCon)

N5	at Eastern Kentucky (ESPN+)	L, 68-79
N9	TENNESSEE STATE (SDN)	W, 59-57
N12	at Troy (ESPN+)	W, 74-68
N15	SOUTH ALABAMA (SDN)	W, 90-72
N20	at Florida State# (Fox Sports South/ACCNE)	L, 53-89
N25	at No. 17 Tennessee# (SEC Network)	L, 46-58
N29	vs. Alabama State^ (EmeraldCoast.TV)	W, 74-56
N30	vs. Jacksonville State^ (EmeraldCoast.TV)	W, 63-60
D3	*at Western Carolina (ESPN3)	L, 77-87
D8	TENNESSEE WESLEYAN (ESPN3)	W, 99-51
D11	at Virginia Tech (ACC Network)	L, 58-63
D15	TROY (ESPN+)	W, 84-80 (OT)
D21	at UNC Asheville (ESPN+)	W, 68-64
D29	CUMBERLAND (ESPN3)	W, 72-42
J4	*at Mercer (ESPN3)	W, 70-61
J8	*FURMAN (ESPN+)	L, 66-73
J11	*SAMFORD (ESPN3)	W, 105-67
J15	*WOFFORD (ESPN+)	W, 72-59
J18	*at UNCG (ESPN+)	L, 52-72
J22	*THE CITADEL (ESPN+)	W, 92-69
J25	*at ETSU (ESPN+)	L, 64-75
J29	*at Samford (ESPN+)	W, 92-84
F1	*WESTERN CAROLINA (ESPN3)	L, 61-64
F5	*ETSU (ESPN+)	L, 64-80
F8	*at Wofford (Nexstar/ESPN+)	W, 84-77
F12	*VMI (ESPN+)	W, 86-67
F15	*at Furman (ESPN3)	L, 53-58
F19	*at The Citadel (ESPN+)	7 p.m.
F22	*MERCER (ESPN3)	4:30 p.m.
F26	*at VMI (ESPN+)	7 p.m.
F29	*UNCG (ESPN+)	4:30 p.m.
M6-9	at SoCon Championship (Asheville, N.C.)	


- Emerald Coast Classic (campus sites)
^ - Emerald Coast Classic (Niceville, Fla.)



VMI
(7-20, 2-12 SoCon)

N5	at East Carolina (ESPN3)	L, 68-80
N8	MARIST (ESPN3)	L, 56-58
N11	PRESBYTERIAN (ESPN+)	L, 77-80 (OT)
N14	at Arkansas State# (ESPN+)	L, 56-71
N15	vs. Idaho^	L, 67-68
N17	vs. UC Davis^	W, 89-84 (2OT)
N20	CHRISTENDOM# (ESPN3)	W, 96-20
N24	*at UNCG (ESPN+)	L, 63-74
N26	GOUCHER (ESPN3)	W, 98-32
D4	at Duquesne (ESPN+)	L, 58-71
D7	STETSON (ESPN+)	W, 88-61
D11	FERRUM (ESPN3)	W, 78-60
D21	at Virginia Tech (ACC Network)	L, 55-64
D29	at USC Upstate (ESPN+)	L, 82-91
J1	*FURMAN (ESPN+)	L, 73-89
J4	*SAMFORD (ESPN+)	L, 75-78
J8	*WESTERN CAROLINA (ESPN3)	L, 85-97
J11	*at ETSU (Nexstar/ESPN3)	L, 55-61
J15	*at Mercer (ESPN+)	L, 62-73
J18	*THE CITADEL (ESPN+)	W, 88-79
J22	*at Wofford (ESPN+)	L, 54-66
J25	*MERCER (Nexstar/ESPN3)	L, 66-69
J29	*at Furman (ESPN+)	L, 72-74 (OT)
F5	*WOFFORD (ESPN+)	L, 73-79
F8	*at The Citadel (ESPN+)	W, 75-64
F12	*at Chattanooga (ESPN+)	L, 67-86
F15	*ETSU (ESPN3)	L, 67-72
F19	*at Western Carolina (ESPN+)	7 p.m.
F22	*UNCG (ESPN3)	1 p.m.
F26	*CHATTANOOGA (ESPN+)	7 p.m.
F29	*at Samford (ESPN3)	5 p.m.
M6-9	at SoCon Championship (Asheville, N.C.)	

- Red Wolves Classic (campus sites)
^ - Red Wolves Classic (Jonesboro, Ark.)



Western Carolina
(16-9, 8-6 SoCon)

N5	at Georgia (SEC Network+)	L, 72-91
N9	GARDNER-WEBB (ESPN3)	W, 71-59
N12	NORTH CAROLINA A&T (ESPN+)	W, 90-64
N15	at Florida State (Fox Sports South/ACCNE)	L, 74-79
N21	at Jacksonville (ESPN+)	W, 96-94 (2OT)
N24	at Stetson (ESPN+)	W, 70-64
N27	BRYAN (SDN)	W, 78-54
D3	*CHATTANOOGA (ESPN3)	W, 87-77
D7	UNC ASHEVILLE (Nexstar/ESPN3)	W, 78-77
D18	at Xavier (FS1)	L, 61-74
D21	at Tennessee Tech (ESPN+)	W, 89-76
D28	PIEDMONT (SDN)	W, 108-47
J4	*at The Citadel (ESPN+)	W, 86-82
J8	*at VMI (ESPN3)	W, 97-85
J11	*MERCER (ESPN+)	W, 79-71
J15	*at Furman (ESPN+)	L, 79-83
J18	*ETSU (Nexstar/ESPN+)	L, 66-85
J22	*at Mercer (ESPN+)	L, 79-83
J25	*WOFFORD (ESPN3)	W, 81-72
J29	*UNCG (ESPN+)	L, 58-72
F1	*at Chattanooga (ESPN3)	W, 64-61
F5	*at Samford (ESPN3)	W, 78-70
F8	*FURMAN (ESPN+)	L, 73-82
F12	*at UNCG (ESPN+)	L, 62-82
F15	*at Wofford (ESPN+)	W, 80-74
F19	*VMI (ESPN+)	7 p.m.
F22	*THE CITADEL (ESPN3)	7:30 p.m.
F26	*SAMFORD (ESPN+)	7 p.m.
F29	*at ETSU (ESPN+)	4 p.m.
M6-9	at SoCon Championship (Asheville, N.C.)	



Wofford
(16-11, 8-6 SoCon)

N5	ERSKINE (ESPN3)	W, 86-63
N9	HIGH POINT (SDN)	W, 89-61
N12	WILLIAM & MARY (ESPN+)	L, 79-80
N16	at Butler# (FS2)	L, 61-80
N18	at Missouri# (SEC Network+)	L, 56-75
N21	at South Florida (ESPN3)	L, 55-69
N26	at Maryland Eastern Shore#	W, 67-42
D2	NORTH CAROLINA CENTRAL (ESPN+)	W, 77-59
D7	GARDNER-WEBB (ESPN3)	W, 81-77
D13	NORTH GREENVILLE (ESPN3)	W, 112-66
D15	at No. 17 North Carolina (ACC Network)	W, 68-64
D19	at No. 4 Duke (ESPN2)	L, 57-86
D22	at Kennesaw State (ESPN+)	W, 83-70
J1	*at ETSU (ESPN+)	L, 48-49
J4	*UNCG (Nexstar/ESPN+)	W, 98-92 (2OT)
J8	*at Samford (ESPN+)	W, 67-762
J11	*THE CITADEL (ESPN3)	W, 73-71
J15	*at Chattanooga (ESPN+)	L, 59-72
J17	*FURMAN (ESPN3)	W, 66-52
J22	*VMI (ESPN+)	W, 66-54
J25	*at Western Carolina (ESPN3)	L, 72-81
J29	*at The Citadel (ESPN+)	W, 79-56
F1	*SAMFORD (ESPN3)	W, 80-56
F5	*at VMI (ESPN+)	W, 79-73
F8	*CHATTANOOGA (Nexstar/ESPN+)	L, 77-84
F12	*MERCER (ESPN+)	L, 68-70
F15	*WESTERN CAROLINA (ESPN+)	L, 74-80
F19	*at UNCG (ESPN+)	7 p.m.
F22	*at Furman& (Nexstar/ESPN3)	12 p.m.
F26	*ETSU (ESPN+)	7 p.m.
F29	*at Mercer (ESPN+)	4:30 p.m.
M6-9	at SoCon Championship (Asheville, N.C.)	

- Hall of Fame Classic (campus sites)
& - Bon Secours Wellness Arena (Greenville, S.C.)

**Southern Conference men's basketball
media relations information**

<p>The Citadel (CitadelSports.com) Milledge Austin (maustin7@citadel.edu) Office: 843-953-6567</p> <p>ETSU (ETSUBucs.com) Kevin Brown (brownk@etsu.edu) Office: 423-439-5263</p> <p>Furman (FurmanPaladins.com) Jordan Caskey (jordan.caskey@furman.edu) Office: 864-294-3065</p> <p>Mercer (MercerBears.com) Travis Rae (rae_tj@mercer.edu) Office: 478-301-5219</p> <p>UNCG (UNCGSpartans.com) Mark Pinkerton (mdpinker@uncg.edu) Office: 757-812-1926</p> <p>Samford (SamfordSports.com) Joey Mullins (jimmulli1@samford.edu) Office: 205-726-2799</p>	<p>Chattanooga (GoMocs.com) Jim Horten (jameshorten@utc.edu) Office: 423-425-2350</p> <p>VMI (VMIKeydets.com) Wade Branner (brannerwh@vmi.edu) Office: 540-464-7515</p> <p>Western Carolina (CatamountSports.com) Steven Grandy (sgrandy@email.wcu.edu) Office: 828-227-2655</p> <p>Wofford (WoffordTerriers.com) Phil Marcello (marcellopr@wofford.edu) Office: 864-597-4092</p> <p>Southern Conference (SoConSports.com) Phil Perry (pperry@socon.org) Office: 864-591-5100 // Cell: 864-525-5174</p>
---	--

2019-20 Southern Conference
CONFERENCE BASKETBALL STATISTICS
Through games of Feb 18, 2020 (All games)

SCORING OFFENSE	G	W-L	Pts	Avg/G
1. Western Carolina	25	16-9	1956	78.2
2. Furman	27	22-5	2093	77.5
3. ETSU	27	23-4	2071	76.7
4. The Citadel	25	6-19	1901	76.0
5. UNC Greensboro	27	21-6	2011	74.5
6. Samford	28	9-19	2068	73.9
7. Wofford	27	16-11	1977	73.2
8. Chattanooga	27	16-11	1946	72.1
9. VMI	27	7-20	1943	72.0
10. Mercer	27	13-14	1915	70.9

SCORING DEFENSE	G	Pts	Avg/G
1. UNC Greensboro	27	1640	60.7
2. ETSU	27	1695	62.8
3. Furman	27	1780	65.9
4. Chattanooga	27	1832	67.9
5. Wofford	27	1844	68.3
6. VMI	27	1901	70.4
7. Mercer	27	1927	71.4
8. Western Carolina	25	1860	74.4
9. The Citadel	25	1998	79.9
10. Samford	28	2242	80.1

SCORING MARGIN	G	Offense	Defense	Margin
1. ETSU	27	76.7	62.8	+13.9
2. UNC Greensboro	27	74.5	60.7	+13.7
3. Furman	27	77.5	65.9	+11.6
4. Wofford	27	73.2	68.3	+4.9
5. Chattanooga	27	72.1	67.9	+4.2
6. Western Carolina	25	78.2	74.4	+3.8
7. VMI	27	72.0	70.4	+1.6
8. Mercer	27	70.9	71.4	-0.4
9. The Citadel	25	76.0	79.9	-3.9
10. Samford	28	73.9	80.1	-6.2

FREE THROW PCT	G	FTM	FTA	Pct.
1. Samford	28	423	576	.734
2. Mercer	27	315	433	.727
3. Chattanooga	27	316	440	.718
4. Wofford	27	299	418	.715
5. VMI	27	276	387	.713
6. Western Carolina	25	358	510	.702
7. Furman	27	320	467	.685
8. ETSU	27	405	592	.684
9. The Citadel	25	329	483	.681
10. UNC Greensboro	27	274	439	.624

FIELD GOAL PERCENTAGE	G	FGM	FGA	Pct.
1. Furman	27	755	1572	.480
2. ETSU	27	731	1540	.475
3. Western Carolina	25	677	1453	.466
4. Wofford	27	709	1539	.461
5. Chattanooga	27	699	1559	.448
6. Mercer	27	701	1572	.446
7. Samford	28	732	1667	.439
8. The Citadel	25	668	1531	.436
9. UNC Greensboro	27	751	1729	.434
10. VMI	27	690	1616	.427

FIELD GOAL PCT DEFENSE	G	FGM	FGA	Pct.
1. UNC Greensboro	27	563	1365	.412
2. ETSU	27	605	1439	.420
3. Furman	27	662	1530	.433
4. Western Carolina	25	669	1546	.433
5. Mercer	27	684	1563	.438
6. VMI	27	655	1486	.441
7. Wofford	27	653	1478	.442
8. Chattanooga	27	682	1532	.445
9. Samford	28	820	1829	.448
10. The Citadel	25	722	1610	.448

3-POINT FG PCT	G	3FGM	3FGA	Pct.
1. Western Carolina	25	244	656	.372
2. Furman	27	263	732	.359
3. VMI	27	287	810	.354
4. Chattanooga	27	232	655	.354
5. Mercer	27	198	565	.350
6. Wofford	27	260	743	.350
7. ETSU	27	204	598	.341
8. Samford	28	181	531	.341
9. The Citadel	25	236	715	.330
10. UNC Greensboro	27	235	732	.321

3-POINT FG PCT DEFENSE	G	3FGM	3FGA	Pct.
1. ETSU	27	157	537	.292
2. Western Carolina	25	181	609	.297
3. Furman	27	187	618	.303
4. Chattanooga	27	169	547	.309
5. UNC Greensboro	27	175	536	.326
6. Mercer	27	202	616	.328
7. Wofford	27	212	643	.330
8. The Citadel	25	226	682	.331
9. VMI	27	197	587	.336
10. Samford	28	289	831	.348

REBOUNDING OFFENSE	G	Rebounds	Avg/G
1. Western Carolina	25	948	37.9
2. UNC Greensboro	27	1005	37.2
3. Samford	28	1029	36.8
4. Mercer	27	977	36.2
5. ETSU	27	967	35.8
6. Chattanooga	27	954	35.3
7. The Citadel	25	882	35.3
8. VMI	27	951	35.2
9. Furman	27	870	32.2
10. Wofford	27	827	30.6

REBOUNDING DEFENSE	G	Rebounds	Avg/G
1. ETSU	27	847	31.4
2. Wofford	27	850	31.5
3. Mercer	27	872	32.3
4. Chattanooga	27	887	32.9
5. Western Carolina	25	834	33.4
6. UNC Greensboro	27	925	34.3
7. Furman	27	929	34.4
8. VMI	27	952	35.3
9. The Citadel	25	954	38.2
10. Samford	28	1074	38.4

2019-20 Southern Conference
CONFERENCE BASKETBALL STATISTICS
Through games of Feb 18, 2020 (All games)

REBOUNDING MARGIN	G	Team	Avg.	Opp.	Avg.	Margin
1. Western Carolina	25	948	37.9	834	33.4	+4.6
2. ETSU	27	967	35.8	847	31.4	+4.4
3. Mercer	27	977	36.2	872	32.3	+3.9
4. UNC Greensboro	27	1005	37.2	925	34.3	+3.0
5. Chattanooga	27	954	35.3	887	32.9	+2.5
6. VMI	27	951	35.2	952	35.3	+0.0
7. Wofford	27	827	30.6	850	31.5	-0.9
8. Samford	28	1029	36.8	1074	38.4	-1.6
9. Furman	27	870	32.2	929	34.4	-2.2
10. The Citadel	25	882	35.3	954	38.2	-2.9

BLOCKED SHOTS	G	No.	Avg/G
1. UNC Greensboro	27	114	4.2
2. ETSU	27	102	3.8
3. Samford	28	92	3.3
4. Furman	27	77	2.9
5. The Citadel	25	67	2.7
6. Mercer	27	71	2.6
7. Wofford	27	70	2.6
8. VMI	27	63	2.3
9. Western Carolina	25	45	1.8
10. Chattanooga	27	41	1.5

ASSISTS	G	No.	Avg/G
1. VMI	27	432	16.0
2. Furman	27	417	15.4
3. The Citadel	25	374	15.0
4. Chattanooga	27	383	14.2
5. Western Carolina	25	354	14.2
6. ETSU	27	382	14.1
7. Mercer	27	375	13.9
8. Wofford	27	364	13.5
9. UNC Greensboro	27	343	12.7
10. Samford	28	325	11.6

STEALS	G	No.	Avg/G
1. UNC Greensboro	27	265	9.8
2. ETSU	27	235	8.7
3. Furman	27	218	8.1
4. VMI	27	188	7.0
5. Samford	28	194	6.9
6. The Citadel	25	173	6.9
7. Mercer	27	181	6.7
8. Wofford	27	160	5.9
9. Western Carolina	25	128	5.1
10. Chattanooga	27	130	4.8

TURNOVER MARGIN	G	Team	Avg.	Opp.	Avg.	Margin
1. UNC Greensboro	27	311	11.5	510	18.9	+7.4
2. Furman	27	319	11.8	435	16.1	+4.3
3. ETSU	27	316	11.7	428	15.9	+4.1
4. Wofford	27	308	11.4	358	13.3	+1.9
5. VMI	27	337	12.5	361	13.4	+0.9
6. Chattanooga	27	330	12.2	324	12.0	-0.2
7. The Citadel	25	391	15.6	359	14.4	-1.3
8. Samford	28	456	16.3	406	14.5	-1.8
9. Mercer	27	410	15.2	352	13.0	-2.1
10. Western Carolina	25	363	14.5	307	12.3	-2.2

ASSIST/TURNOVER RATIO	G	Ast.	Avg.	T/O	Avg.	Ratio
1. Furman	27	417	15.4	319	11.8	1.3
2. VMI	27	432	16.0	337	12.5	1.3
3. ETSU	27	382	14.1	316	11.7	1.2
4. Wofford	27	364	13.5	308	11.4	1.2
5. Chattanooga	27	383	14.2	330	12.2	1.2
6. UNC Greensboro	27	343	12.7	311	11.5	1.1
7. Western Carolina	25	354	14.2	363	14.5	1.0
8. The Citadel	25	374	15.0	391	15.6	1.0
9. Mercer	27	375	13.9	410	15.2	0.9
10. Samford	28	325	11.6	456	16.3	0.7

OFFENSIVE REBOUNDS	G	No.	Avg/G
1. UNC Greensboro	27	355	13.1
2. ETSU	27	299	11.1
3. Samford	28	295	10.5
4. VMI	27	284	10.5
5. Mercer	27	279	10.3
6. Western Carolina	25	248	9.9
7. Chattanooga	27	253	9.4
8. The Citadel	25	222	8.9
9. Furman	27	213	7.9
10. Wofford	27	211	7.8

DEFENSIVE REBOUNDS	G	No.	Avg/G
1. Western Carolina	25	700	28.0
2. The Citadel	25	660	26.4
3. Samford	28	734	26.2
4. Chattanooga	27	701	26.0
5. Mercer	27	698	25.9
6. ETSU	27	668	24.7
7. VMI	27	667	24.7
8. Furman	27	657	24.3
9. UNC Greensboro	27	650	24.1
10. Wofford	27	616	22.8

DEFENSIVE REB PCT.	G	D-Reb	Opp. OR	D-Reb%
1. Chattanooga	27	701	214	.766
2. Western Carolina	25	700	236	.748
3. Wofford	27	616	218	.739
4. ETSU	27	668	238	.737
5. UNC Greensboro	27	650	240	.730
6. Mercer	27	698	258	.730
7. VMI	27	667	256	.723
8. Furman	27	657	255	.720
9. The Citadel	25	660	263	.715
10. Samford	28	734	352	.676

OFFENSIVE REB PCT.	G	O-Reb	Opp. DR	O-Reb%
1. UNC Greensboro	27	355	685	.341
2. ETSU	27	299	609	.329
3. Mercer	27	279	614	.312
4. Western Carolina	25	248	598	.293
5. Samford	28	295	722	.290
6. VMI	27	284	696	.290
7. Chattanooga	27	253	673	.273
8. Wofford	27	211	632	.250
9. The Citadel	25	222	691	.243
10. Furman	27	213	674	.240

2019-20 Southern Conference
CONFERENCE BASKETBALL STATISTICS
Through games of Feb 18, 2020 (All games)

3-POINT FG MADE	G	No.	Avg/G
1. VMI	27	287	10.6
2. Western Carolina	25	244	9.8
3. Furman	27	263	9.7
4. Wofford	27	260	9.6
5. The Citadel	25	236	9.4
6. UNC Greensboro	27	235	8.7
7. Chattanooga	27	232	8.6
8. ETSU	27	204	7.6
9. Mercer	27	198	7.3
10. Samford	28	181	6.5

2019-20 Southern Conference
CONFERENCE BASKETBALL STATISTICS
Through games of Feb 18, 2020 (All games)

Team	Conference	Pct.	PF	PA	Overall	Pct.	PF	PA	Current unbeaten streak
ETSU	12-2	.857	73.4	64.0	23-4	.852	76.7	62.8	Furman -- 7
Furman	12-2	.857	75.5	67.6	22-5	.815	77.5	65.9	ETSU -- 5
UNC Greensboro	11-3	.786	76.5	66.9	21-6	.778	74.5	60.7	UNC Greensboro -- 4
Western Carolina	8-6	.571	76.4	77.2	16-9	.640	78.2	74.4	Western Carolina -- 1
Wofford	8-6	.571	71.9	68.0	16-11	.593	73.2	68.3	Samford -- 1
Chattanooga	7-7	.500	74.1	70.9	16-11	.593	72.1	67.9	
Mercer	7-7	.500	68.8	70.0	13-14	.481	70.9	71.4	
Samford	3-11	.214	69.8	82.6	9-19	.321	73.9	80.1	
VMI	2-12	.143	69.6	75.8	7-20	.259	72.0	70.4	
The Citadel	0-14	.000	68.9	81.7	6-19	.240	76.0	79.9	

TEAM SUMMARIES	G	PF-PA	Avg score	Margin	FG-FGA	Pct.	3FG-FGA	Pct.	FT-FTA	Pct.	RebF	RebA	Margin
Chattanooga	27	1946-1832	72.1-67.9	+4.2	699-1559	.448	232-655	.354	316-440	.718	954	887	+2.5
ETSU	27	2071-1695	76.7-62.8	+13.9	731-1540	.475	204-598	.341	405-592	.684	967	847	+4.4
Furman	27	2093-1780	77.5-65.9	+11.6	755-1572	.480	263-732	.359	320-467	.685	870	929	-2.2
Mercer	27	1915-1927	70.9-71.4	-0.4	701-1572	.446	198-565	.350	315-433	.727	977	872	+3.9
Samford	28	2068-2242	73.9-80.1	-6.2	732-1667	.439	181-531	.341	423-576	.734	1029	1074	-1.6
The Citadel	25	1901-1998	76.0-79.9	-3.9	668-1531	.436	236-715	.330	329-483	.681	882	954	-2.9
UNC Greensboro	27	2011-1640	74.5-60.7	+13.7	751-1729	.434	235-732	.321	274-439	.624	1005	925	+3.0
VMI	27	1943-1901	72.0-70.4	+1.6	690-1616	.427	287-810	.354	276-387	.713	951	952	+0.0
Western Carolina	25	1956-1860	78.2-74.4	+3.8	677-1453	.466	244-656	.372	358-510	.702	948	834	+4.6
Wofford	27	1977-1844	73.2-68.3	+4.9	709-1539	.461	260-743	.350	299-418	.715	827	850	-0.9

ATTENDANCE	Home	Average	Away	Average	Neutral	Average	Total	Average
Chattanooga	12-31602	2634	13-62202	4785	2-345	172	27-94149	3487
ETSU	15-67650	4510	12-47947	3996	0-0	0	27-115597	4281
Furman	13-28143	2165	13-38590	2968	1-0	0	27-66733	2472
Mercer	13-34080	2622	12-27285	2274	2-0	0	27-61365	2273
Samford	13-12237	941	15-36628	2442	0-0	0	28-48865	1745
The Citadel	12-12285	1024	13-57255	4404	0-0	0	25-69540	2782
UNC Greensboro	16-55535	3471	11-46438	4222	0-0	0	27-101973	3777
VMI	13-18744	1442	12-33427	2786	2-204	102	27-52375	1940
Western Carolina	11-23081	2098	14-45753	3268	0-0	0	25-68834	2753
Wofford	14-25089	1792	13-50879	3914	0-0	0	27-75968	2814
Totals	132-308446	2337	128-446404	3488	7-549	78	267-755399	2829

2019-20 Southern Conference
INDIVIDUAL BASKETBALL STATISTICS
Through games of Feb 18, 2020 (All games)

To be ranked, a player must appear in at least 75.0% of their team's games.

SCORING								REBOUNDING							
	Cl	G	FG	3FG	FT	Pts	Avg/G		Cl	G	Off	Def	Total	Avg/G	
1. Isaiah Miller-UNCG	Jr	27	203	24	59	489	18.1	1. Carlos Dotson-WCU	Sr	24	68	171	239	10.0	
2. Mason Faulkner-WCU	Jr	25	132	53	124	441	17.6	2. James Dickey-UNCG	Sr	27	80	169	249	9.2	
3. Josh Sharkey-SAM	Sr	25	136	31	131	434	17.4	3. Ethan Stair-MER	Sr	27	51	189	240	8.9	
4. Djordje Dimitrijevic-MER	Sr	25	138	57	97	430	17.2	4. Kaelon Harris-CIT	Sr	24	44	134	178	7.4	
5. Jordan Lyons-FUR	Sr	27	140	70	108	458	17.0	5. Jalen Dupree-SAM	Sr	28	73	127	200	7.1	
6. Carlos Dotson-WCU	Sr	24	147	0	79	373	15.5	6. Robert Allen-SAM	So	27	52	134	186	6.9	
7. Nathan Hoover-WOF	Sr	27	135	68	78	416	15.4	7. Clay Mounce-FUR	Jr	27	49	123	172	6.4	
8. Matt Ryan-UTC	Sr	27	136	69	72	413	15.3	8. Chevez Goodwin-WOF	Jr	27	65	105	170	6.3	
9. Ethan Stair-MER	Sr	27	149	53	61	412	15.3	9. Bo Hodges-ETSU	Jr	26	39	114	153	5.9	
10. Noah Gurley-FUR	So	27	145	19	68	377	14.0	10. Lucas N'Guessan-ETSU	Sr	27	44	112	156	5.8	
Brandon Austin-SAM	Sr	27	127	65	58	377	14.0	Garrett Gilkeson-VMI	Sr	27	38	118	156	5.8	
12. Kaelon Harris-CIT	Sr	24	107	23	91	328	13.7	12. Eddie Davis III-CIT	Sr	20	34	79	113	5.7	
13. Tray Boyd III-ETSU	Sr	27	127	64	50	368	13.6	13. Mason Faulkner-WCU	Jr	25	18	122	140	5.6	
14. Robert Allen-SAM	So	27	141	27	58	367	13.6	14. Ramon Vila-UTC	Jr	27	63	85	148	5.5	
15. Clay Mounce-FUR	Jr	27	135	53	42	365	13.5	15. Maciej Bender-MER	Jr	27	46	94	140	5.2	
16. Bo Hodges-ETSU	Jr	26	134	15	66	349	13.4	16. Jalen Slawson-FUR	So	27	38	98	136	5.0	
17. Kaiden Rice-CIT	Jr	25	112	73	31	328	13.1	17. Rod Johnson-UTC	Jr	26	24	104	128	4.9	
18. David Jean-Baptiste-UTC	Jr	27	126	46	41	339	12.6	18. Tyler Creamer-VMI	Sr	27	50	82	132	4.9	
19. Travis Eeve-VMI	Fr	27	114	66	40	334	12.4	19. Onno Steger-WCU	Sr	25	37	85	122	4.9	
20. Storm Murphy-WOF	Jr	26	118	52	32	320	12.3	20. Isaiah Miller-UNCG	Jr	27	56	73	129	4.8	
21. Ramon Vila-UTC	Jr	27	143	1	42	329	12.2								
22. Fletcher Abee-CIT	Fr	25	99	65	38	301	12.0								
23. Onno Steger-WCU	Sr	25	96	61	43	296	11.8								
24. Chevez Goodwin-WOF	Jr	27	134	0	47	315	11.7								
25. Jalen Dupree-SAM	Sr	28	117	11	81	326	11.6								
26. Garrett Gilkeson-VMI	Sr	27	90	40	66	286	10.6								
27. Daivien Williamson-ETSU	So	27	94	31	60	279	10.3								
28. Mike Bothwell-FUR	So	27	100	40	35	275	10.2								
29. Matt Halvorsen-WCU	Jr	25	75	66	33	249	10.0								
30. Kamdyn Curfman-VMI	Fr	27	89	67	15	260	9.6								

FIELD GOAL PCT						ASSISTS				
	Cl	G	FGM	FGA	Pct.		Cl	G	No.	Avg/G
1. Lucas N'Guessan-ETSU	Sr	27	85	132	.644	1. Josh Sharkey-SAM	Sr	25	182	7.3
2. Chevez Goodwin-WOF	Jr	27	134	214	.626	2. Mason Faulkner-WCU	Jr	25	148	5.9
3. Ramon Vila-UTC	Jr	27	143	231	.619	3. Tyson Batiste-CIT	Sr	25	135	5.4
4. Carlos Dotson-WCU	Sr	24	147	239	.615	4. Alex Hunter-FUR	Jr	27	95	3.5
5. James Dickey-UNCG	Sr	27	94	166	.566	5. Garrett Gilkeson-VMI	Sr	27	92	3.4
6. Noah Gurley-FUR	So	27	145	263	.551	6. Djordje Dimitrijevic-MER	Sr	25	85	3.4
7. Jalen Dupree-SAM	Sr	28	117	219	.534	7. Storm Murphy-WOF	Jr	26	81	3.1
8. Clay Mounce-FUR	Jr	27	135	261	.517	8. Greg Parham-VMI	Jr	26	76	2.9
9. Bo Hodges-ETSU	Jr	26	134	263	.510	9. Isaiah Miller-UNCG	Jr	27	75	2.8
10. Mike Bothwell-FUR	So	27	100	199	.503	Isaiah Tisdale-ETSU	Sr	27	75	2.8
11. Kaleb Hunter-UNCG	So	22	79	158	.500	11. Bo Hodges-ETSU	Jr	26	70	2.7
12. Storm Murphy-WOF	Jr	26	118	244	.484	12. Daivien Williamson-ETSU	So	27	70	2.6
13. Ethan Stair-MER	Sr	27	149	312	.478	13. Maurice Commander-UTC	So	26	65	2.5
14. Maciej Bender-MER	Jr	27	81	171	.474	14. Malik Massey-UNCG	Sr	27	62	2.3
15. Daivien Williamson-ETSU	So	27	94	199	.472	15. Clay Mounce-FUR	Jr	27	61	2.3
						David Jean-Baptiste-UTC	Jr	27	61	2.3

2019-20 Southern Conference
INDIVIDUAL BASKETBALL STATISTICS
Through games of Feb 18, 2020 (All games)

FREE THROW PCT	Cl	G	FTM	FTA	Pct.
1. Nathan Hoover-WOF	Sr	27	78	84	.929
2. Matt Ryan-UTC	Sr	27	72	81	.889
3. Ethan Stair-MER	Sr	27	61	70	.871
4. Brandon Austin-SAM	Sr	27	58	67	.866
5. Djordje Dimitrijevic-MER	Sr	25	97	116	.836
6. Jalen Dupree-SAM	Sr	28	81	98	.827
7. Jordan Lyons-FUR	Sr	27	108	131	.824
8. Daivien Williamson-ETSU	So	27	60	73	.822
9. Stefan Kenic-UTC	Jr	21	44	54	.815
10. Garrett Gilkeson-VMI	Sr	27	66	83	.795
11. Josh Sharkey-SAM	Sr	25	131	169	.775
12. Mason Faulkner-WCU	Jr	25	124	163	.761
13. Kaelon Harris-CIT	Sr	24	91	126	.722
14. Lucas N'Guessan-ETSU	Sr	27	67	96	.698
15. Noah Gurley-FUR	So	27	68	101	.673

STEALS	Cl	G	No.	Avg/G
1. Josh Sharkey-SAM	Sr	25	71	2.8
2. Isaiah Miller-UNCG	Jr	27	74	2.7
3. Djordje Dimitrijevic-MER	Sr	25	41	1.6
4. Isaiah Tisdale-ETSU	Sr	27	44	1.6
5. Tray Boyd III-ETSU	Sr	27	43	1.6
6. Bo Hodges-ETSU	Jr	26	41	1.6
7. Clay Mounce-FUR	Jr	27	41	1.5
Garrett Gilkeson-VMI	Sr	27	41	1.5
9. Patrick Good-ETSU	Jr	26	36	1.4
10. Travis Eevee-VMI	Fr	27	37	1.4
11. Jordan Lyons-FUR	Sr	27	35	1.3
12. Keyshaun Langley-UNCG	Fr	27	34	1.3
13. Tyson Batiste-CIT	Sr	25	30	1.2
14. Ryan Larson-WOF	So	26	31	1.2
15. Ethan Stair-MER	Sr	27	32	1.2

3-POINT FG PCT	Cl	G	3FG	FGA	Pct.
1. Onno Steger-WCU	Sr	25	61	142	.430
2. Brandon Austin-SAM	Sr	27	65	155	.419
Storm Murphy-WOF	Jr	26	52	124	.419
4. Matt Halvorsen-WCU	Jr	25	66	158	.418
5. Clay Mounce-FUR	Jr	27	53	131	.405
6. Isaiah Bigelow-WOF	Fr	27	31	78	.397
7. Mike Bothwell-FUR	So	27	40	101	.396
8. Keyshaun Langley-UNCG	Fr	27	35	91	.385
9. Fletcher Abee-CIT	Fr	25	65	171	.380
10. Trevor Stumpe-WOF	Sr	27	38	100	.380
11. Travis Eevee-VMI	Fr	27	66	174	.379
12. Tray Boyd III-ETSU	Sr	27	64	169	.379
13. Greg Parham-VMI	Jr	26	37	98	.378
14. Djordje Dimitrijevic-MER	Sr	25	57	151	.377
15. Kamdyn Curfman-VMI	Fr	27	67	178	.376

3-POINT FG MADE	Cl	G	3FG	Avg/G
1. Kaiden Rice-CIT	Jr	25	73	2.9
2. Matt Halvorsen-WCU	Jr	25	66	2.6
3. Fletcher Abee-CIT	Fr	25	65	2.6
4. Jordan Lyons-FUR	Sr	27	70	2.6
5. Matt Ryan-UTC	Sr	27	69	2.6
6. Nathan Hoover-WOF	Sr	27	68	2.5
7. Kamdyn Curfman-VMI	Fr	27	67	2.5
8. Travis Eevee-VMI	Fr	27	66	2.4
9. Onno Steger-WCU	Sr	25	61	2.4
10. Brandon Austin-SAM	Sr	27	65	2.4
11. Tray Boyd III-ETSU	Sr	27	64	2.4
12. Djordje Dimitrijevic-MER	Sr	25	57	2.3
13. Mason Faulkner-WCU	Jr	25	53	2.1
14. Kyrin Galloway-UNCG	Sr	22	46	2.1
15. Storm Murphy-WOF	Jr	26	52	2.0

BLOCKED SHOTS	Cl	G	No.	Avg/G
1. James Dickey-UNCG	Sr	27	46	1.7
2. Kyrin Galloway-UNCG	Sr	22	37	1.7
3. Robert Allen-SAM	So	27	33	1.2
4. Lucas N'Guessan-ETSU	Sr	27	32	1.2
Chevez Goodwin-WOF	Jr	27	32	1.2
6. Jalen Dupree-SAM	Sr	28	29	1.0
7. Brady Spence-CIT	Fr	19	19	1.0
8. Maciej Bender-MER	Jr	27	26	1.0
9. Jalen Slawson-FUR	So	27	24	0.9
Messiah Jones-WOF	Fr	27	24	0.9
11. Bo Hodges-ETSU	Jr	26	23	0.9
12. Jake Stephens-VMI	So	27	21	0.8
13. Clay Mounce-FUR	Jr	27	19	0.7
14. Derek Webster Jr.-CIT	Jr	23	14	0.6
15. Noah Gurley-FUR	So	27	16	0.6

ASSIST/TURNOVER RATIO	Cl	G	Ast.	T/O	Ratio
1. Alex Hunter-FUR	Jr	27	95	30	3.2
2. Garrett Gilkeson-VMI	Sr	27	92	34	2.7
3. Tyson Batiste-CIT	Sr	25	135	73	1.8
4. Mason Faulkner-WCU	Jr	25	148	87	1.7
5. Storm Murphy-WOF	Jr	26	81	50	1.6
6. Djordje Dimitrijevic-MER	Sr	25	85	69	1.2
7. Josh Sharkey-SAM	Sr	25	182	151	1.2

2019-20 Southern Conference
INDIVIDUAL BASKETBALL STATISTICS
Through games of Feb 18, 2020 (All games)

OFFENSIVE REBOUNDS	Cl	G	No.	Avg/G
1. James Dickey-UNCG	Sr	27	80	3.0
2. Carlos Dotson-WCU	Sr	24	68	2.8
3. Jalen Dupree-SAM	Sr	28	73	2.6
4. Chevez Goodwin-WOF	Jr	27	65	2.4
5. Ramon Vila-UTC	Jr	27	63	2.3
6. Isaiah Miller-UNCG	Jr	27	56	2.1
7. Robert Allen-SAM	So	27	52	1.9
8. Ethan Stair-MER	Sr	27	51	1.9
9. Messiah Jones-WOF	Fr	27	50	1.9
Tyler Creamer-VMI	Sr	27	50	1.9
11. Kaelon Harris-CIT	Sr	24	44	1.8
12. Clay Mounce-FUR	Jr	27	49	1.8
13. Maciej Bender-MER	Jr	27	46	1.7
14. Eddie Davis III-CIT	Sr	20	34	1.7
15. Lucas N'Guessan-ETSU	Sr	27	44	1.6

DEFENSIVE REBOUNDS	Cl	G	No.	Avg/G
1. Carlos Dotson-WCU	Sr	24	171	7.1
2. Ethan Stair-MER	Sr	27	189	7.0
3. James Dickey-UNCG	Sr	27	169	6.3
4. Kaelon Harris-CIT	Sr	24	134	5.6
5. Robert Allen-SAM	So	27	134	5.0
6. Mason Faulkner-WCU	Jr	25	122	4.9
7. Clay Mounce-FUR	Jr	27	123	4.6
8. Jalen Dupree-SAM	Sr	28	127	4.5
9. Bo Hodges-ETSU	Jr	26	114	4.4
10. Garrett Gilkeson-VMI	Sr	27	118	4.4
11. Lucas N'Guessan-ETSU	Sr	27	112	4.1
12. Rod Johnson-UTC	Jr	26	104	4.0
13. Eddie Davis III-CIT	Sr	20	79	4.0
14. Chevez Goodwin-WOF	Jr	27	105	3.9
15. Matt Ryan-UTC	Sr	27	100	3.7

MINUTES PLAYED	Cl	G	No.	Avg/G
1. Ethan Stair-MER	Sr	27	944	35.0
2. Djordje Dimitrijevic-MER	Sr	25	853	34.1
3. Mason Faulkner-WCU	Jr	25	850	34.0
4. Josh Sharkey-SAM	Sr	25	834	33.4
5. Nathan Hoover-WOF	Sr	27	899	33.3
6. Brandon Austin-SAM	Sr	27	896	33.2
7. Jordan Lyons-FUR	Sr	27	891	33.0
8. Robert Allen-SAM	So	27	880	32.6
9. Matt Halvorsen-WCU	Jr	25	814	32.6
10. Garrett Gilkeson-VMI	Sr	27	872	32.3

2019-20 Southern Conference
Conference Team Highs
Through games of Feb 18, 2020 (All games)

TEAM HIGHS (highest totals made by)

Points	129	The Citadel vs Piedmont (12/10/19)
	117	ETSU vs Mars Hill (12/29/19)
	113	Samford at Houston Baptist (12/07/19)
	112	Wofford vs North Greenville (12/13/19)
	109	UNC Greensboro vs Averett (11/11/19)
Margin	76 (96-20)	VMI vs Christendom (11/20/19)
	72 (106-34)	UNC Greensboro vs William Peace (12/28/19)
	69 (117-48)	ETSU vs Mars Hill (12/29/19)
	68 (108-40)	The Citadel vs Carver (12/07/19)
	66 (98-32)	VMI vs Goucher (11/26/19)
Field goals made	46	The Citadel vs Piedmont (12/10/19)
	44	ETSU vs Mars Hill (12/29/19)
	43	Western Carolina vs Piedmont (12/28/19)
	41	Samford vs UVa-Wise (11/13/19)
	41	Mercer vs Milligan (12/28/19)
Field goal attempts	85	UNC Greensboro vs Samford (02/09/20)
	80	The Citadel vs Piedmont (12/10/19)
	79	Samford at Morehead State (11/05/19)
	79	Mercer vs Milligan (12/28/19)
	79	ETSU vs Mars Hill (12/29/19)
Field goal percentage	.698 (37-53)	VMI vs Christendom (11/20/19)
	.661 (39-59)	Wofford vs North Greenville (12/13/19)
	.649 (37-57)	Samford at Houston Baptist (12/07/19)
	.644 (38-59)	Furman vs Columbia Int'l (11/22/19)
	.643 (27-42)	Mercer at ETSU (01/29/20)
3-Pt FG made	19	Wofford vs North Greenville (12/13/19)
	18	VMI vs Stetson (12/07/19)
	17	Furman at Elon (11/26/19)
	17	VMI vs Goucher (11/26/19)
	17	Chattanooga vs Samford (01/11/20)
	17	Furman vs Samford (01/22/20)
3-Pt FG attempts	45	The Citadel at NC State (12/22/19)
	45	UNC Greensboro at Wofford (01/04/20)
	41	Furman at Alabama (11/19/19)
	41	The Citadel at Longwood (12/19/19)
	40	VMI vs Goucher (11/26/19)
	40	Wofford at North Carolina (12/15/19)
3-Pt percentage	.619 (13-21)	Samford at Houston Baptist (12/07/19)
	.615 (16-26)	VMI vs Christendom (11/20/19)
	.600 (9-15)	The Citadel vs UNC Asheville (11/09/19)
	.600 (6-10)	Mercer at UNC Greensboro (01/01/20)
	.594 (19-32)	Wofford vs North Greenville (12/13/19)
Free throws made	31	ETSU at VMI (02/15/20)
	28	ETSU vs Delaware State (11/23/19)
	26	Samford at Houston Baptist (12/07/19)
	26	ETSU at UNC Greensboro (01/08/20)
	26	Western Carolina vs Mercer (01/11/20)
	26	Wofford at VMI (02/05/20)
Free throw attempts	43	Wofford at VMI (02/05/20)
	36	ETSU vs Delaware State (11/23/19)
	35	Western Carolina vs Mercer (01/11/20)
	35	ETSU at VMI (02/15/20)
	34	Western Carolina at Jacksonville (11/21/19)
Free throw percentage	1.000 (13-13)	Wofford vs William & Mary (11/12/19)
	1.000 (6-6)	VMI vs Christendom (11/20/19)

	1.000	(6-6)	Wofford at Samford (01/08/20)
	1.000	(5-5)	VMI vs Samford (01/04/20)
	1.000	(4-4)	Chattanooga vs Wofford (01/15/20)
Rebounds	57		The Citadel vs Carver (12/07/19)
	56		ETSU vs Mars Hill (12/29/19)
	53		The Citadel vs Brevard (11/26/19)
	52		Samford vs Auburn Montgomery (12/03/19)
	50		Western Carolina vs Piedmont (12/28/19)
Assists	30		Furman vs Samford (01/22/20)
	29		Chattanooga vs Tennessee Wesleyan (12/08/19)
	28		Chattanooga vs Samford (01/11/20)
	27		Wofford vs North Greenville (12/13/19)
	26		Chattanooga at Samford (01/29/20)
Steals	23		UNC Greensboro vs William Peace (12/28/19)
	20		ETSU vs Milligan (12/15/19)
	18		Samford vs Auburn Montgomery (12/03/19)
	17		VMI vs Goucher (11/26/19)
	17		Mercer vs Milligan (12/28/19)
	17		ETSU vs Mars Hill (12/29/19)
	17		UNC Greensboro vs Mercer (01/01/20)
	17		UNC Greensboro at The Citadel (01/15/20)
Blocked shots	9		UNC Greensboro vs Western Carolina (02/12/20)
	8		UNC Greensboro vs Averett (11/11/19)
	8		The Citadel vs Brevard (11/26/19)
	8		UNC Greensboro vs Kennesaw State (12/04/19)
	7		Samford at Morehead State (11/05/19)
	7		ETSU vs Newberry (11/06/19)
	7		ETSU at UT Martin (11/09/19)
	7		Wofford vs High Point (11/09/19)
	7		UNC Greensboro vs Appalachian State (11/18/19)
	7		ETSU vs Delaware State (11/23/19)
	7		Mercer at Samford (01/18/20)
	7		UNC Greensboro vs Samford (02/09/20)
Turnovers	32		The Citadel vs UNC Greensboro (01/15/20)
	26		Samford vs Troy (11/23/19)
	24		Mercer at St. John's (11/06/19)
	24		Mercer at UNC Greensboro (01/01/20)
	24		Samford at UNC Greensboro (02/09/20)
Fouls	28		Mercer at St. John's (11/06/19)
	28		UNC Greensboro vs Kennesaw State (12/04/19)
	28		UNC Greensboro vs ETSU (01/08/20)
	28		VMI vs ETSU (02/15/20)
	27		Furman at Auburn (12/05/19)
	27		VMI vs Wofford (02/05/20)

2019-20 Southern Conference
Conference Individual Highs
Through games of Feb 18, 2020 (All games)

INDIVIDUAL PLAYER GAME HIGHS

Points	40		Jordan Lyons (Furman) at VMI (01/01/20)
	36		Greg Parham (VMI) at The Citadel (02/08/20)
	35		Josh Sharkey (Samford) vs Chattanooga (01/29/20)
	34		Djordje Dimitrijevic (Mercer) at Western Carolina (01/11/20)
	33		Jordan Lyons (Furman) at Alabama (11/19/19)
	33		Jordan Lyons (Furman) at Western Carolina (02/08/20)
Field goals made	14		Josh Sharkey (Samford) vs Chattanooga (01/29/20)
	13		Jeromy Rodriguez (ETSU) at The Citadel (12/04/19)
	13		Isaiah Miller (UNC Greensboro) vs Mercer (01/01/20)
	13		Greg Parham (VMI) at The Citadel (02/08/20)
	12		Isaiah Miller (UNC Greensboro) vs Kennesaw State (12/04/19)
	12		Isaiah Miller (UNC Greensboro) at Radford (12/07/19)
	12		Mike Bothwell (Furman) at Chattanooga (01/08/20)
	12		Isaiah Miller (UNC Greensboro) vs Chattanooga (01/18/20)
	12		Bo Hodges (ETSU) vs Chattanooga (01/25/20)
	12		Carlos Dotson (Western Carolina) at Wofford (02/15/20)
Field goal attempts	25		Isaiah Miller (UNC Greensboro) vs Mercer (01/01/20)
	25		Isaiah Miller (UNC Greensboro) at Mercer (02/15/20)
	24		Josh Sharkey (Samford) at Morehead State (11/05/19)
	24		Josh Sharkey (Samford) vs Chattanooga (01/29/20)
	23		Isaiah Miller (UNC Greensboro) at Wofford (01/04/20)
	23		Isaiah Miller (UNC Greensboro) vs Chattanooga (01/18/20)
Field goal percentage	1.000	(10-10)	Noah Gurley (Furman) vs Southern Wesleyan (11/15/19)
	.929	(13-14)	Greg Parham (VMI) at The Citadel (02/08/20)
	.917	(11-12)	Chevez Goodwin (Wofford) at The Citadel (01/29/20)
	.909	(10-11)	Carlos Dotson (Western Carolina) vs Chattanooga (12/03/19)
	.900	(9-10)	Ramon Vila (Chattanooga) vs VMI (02/12/20)
3-Pt FG made	10		Jordan Lyons (Furman) at VMI (01/01/20)
	8		Onno Steger (Western Carolina) at The Citadel (01/04/20)
	7		Patrick Good (ETSU) at UT Martin (11/09/19)
	7		Deandre Thomas (Samford) vs Troy (11/23/19)
	7		Isaiah Bigelow (Wofford) vs North Greenville (12/13/19)
	7		Onno Steger (Western Carolina) vs Furman (02/08/20)
3-Pt FG attempts	16		Jordan Lyons (Furman) at Alabama (11/19/19)
	15		Kaiden Rice (The Citadel) at NC State (12/22/19)
	14		Kaiden Rice (The Citadel) at Longwood (12/19/19)
	13		Angelo Allegri (UNC Greensboro) at Wofford (01/04/20)
	13		Matt Ryan (Chattanooga) at Samford (01/29/20)
3-Pt percentage	1.000	(6-6)	Greg Parham (VMI) at The Citadel (02/08/20)
	1.000	(5-5)	Stefan Kenic (Chattanooga) vs Samford (01/11/20)
	.875	(7-8)	Isaiah Bigelow (Wofford) vs North Greenville (12/13/19)
	.857	(6-7)	Matt Ryan (Chattanooga) vs Samford (01/11/20)
	.833	(10-12)	Jordan Lyons (Furman) at VMI (01/01/20)
	.833	(5-6)	Clay Mounce (Furman) vs Loyola Chicago (11/08/19)
	.833	(5-6)	Fletcher Abee (The Citadel) vs UNC Asheville (11/09/19)
	.833	(5-6)	David Jean-Baptiste (Chattanooga) vs South Alabama (11/15/19)
	.833	(5-6)	Daivien Williamson (ETSU) at Little Rock (11/30/19)
	.833	(5-6)	Kamdyn Curfman (VMI) at Virginia Tech (12/21/19)
	.833	(5-6)	Matt Halvorsen (Western Carolina) vs Piedmont (12/28/19)
Free throws made	13		Jordan Lyons (Furman) at Alabama (11/19/19)
	13		Kaelon Harris (The Citadel) at Longwood (12/19/19)
	12		Mason Faulkner (Western Carolina) vs Chattanooga (12/03/19)
	12		Djordje Dimitrijevic (Mercer) at Western Carolina (01/11/20)
	11		Mason Faulkner (Western Carolina) at Stetson (11/24/19)
	11		Josh Sharkey (Samford) vs Auburn Montgomery (12/03/19)

	11	Chevez Goodwin (Wofford) at VMI (02/05/20)
	11	Daivien Williamson (ETSU) at VMI (02/15/20)
Free throw attempts	20	Chevez Goodwin (Wofford) at VMI (02/05/20)
	16	Mason Faulkner (Western Carolina) vs Chattanooga (12/03/19)
	15	Noah Gurley (Furman) vs UNC Greensboro (01/11/20)
	15	Carlos Dotson (Western Carolina) at UNC Greensboro (02/12/20)
	14	Kaelon Harris (The Citadel) at Longwood (12/19/19)
	14	Djordje Dimitrijevic (Mercer) at Western Carolina (01/11/20)
Free throw percentage	1.000 (13-13)	Jordan Lyons (Furman) at Alabama (11/19/19)
	1.000 (11-11)	Daivien Williamson (ETSU) at VMI (02/15/20)
	1.000 (10-10)	Nathan Hoover (Wofford) at Western Carolina (01/25/20)
	1.000 (9-9)	Garrett Gilkeson (VMI) vs Western Carolina (01/08/20)
	1.000 (9-9)	Nathan Hoover (Wofford) vs The Citadel (01/11/20)
	1.000 (9-9)	Matt Ryan (Chattanooga) at Samford (01/29/20)
	1.000 (9-9)	Brandon Austin (Samford) vs Furman (02/12/20)
	1.000 (8-8)	Lucas N'Guessan (ETSU) vs Southern Utah (11/24/19)
	1.000 (8-8)	Jalen Dupree (Samford) at Houston Baptist (12/07/19)
	1.000 (8-8)	Jordan Lyons (Furman) at VMI (01/01/20)
	1.000 (8-8)	Eddie Davis III (The Citadel) at VMI (01/18/20)
	1.000 (8-8)	Jalen Dupree (Samford) vs Western Carolina (02/05/20)
	1.000 (8-8)	Matt Ryan (Chattanooga) at Wofford (02/08/20)
	1.000 (8-8)	Stefan Kenic (Chattanooga) vs VMI (02/12/20)
Rebounds	20	James Dickey (UNC Greensboro) at Mercer (02/15/20)
	17	Tyler Creammer (VMI) vs UC Davis (11/17/19)
	16	Jeromy Rodriguez (ETSU) at The Citadel (12/04/19)
	16	Ethan Stair (Mercer) at UNCW (12/16/19)
	16	James Dickey (UNC Greensboro) vs Samford (02/09/20)
Assists	15	Josh Sharkey (Samford) at Houston Baptist (12/07/19)
	15	Josh Sharkey (Samford) vs Alabama (12/18/19)
	14	Josh Sharkey (Samford) vs Troy (11/23/19)
	11	Tyson Batiste (The Citadel) at Southeast Missouri (11/19/19)
	10	Josh Sharkey (Samford) vs Kentucky Wesleyan (11/07/19)
	10	Mason Faulkner (Western Carolina) vs North Carolina A&T (11/12/19)
	10	Djordje Dimitrijevic (Mercer) vs Furman (12/20/19)
	10	Mason Faulkner (Western Carolina) at The Citadel (01/04/20)
	10	Josh Sharkey (Samford) at VMI (01/04/20)
	10	Mason Faulkner (Western Carolina) at Furman (01/15/20)
	10	Daivien Williamson (ETSU) at Chattanooga (02/05/20)
Steals	9	Isaiah Miller (UNC Greensboro) vs Mercer (01/01/20)
	8	Tray Boyd III (ETSU) vs Mars Hill (12/29/19)
	7	Mohammed Abdulsalam (UNC Greensboro) at Georgetown (11/30/19)
	7	Josh Sharkey (Samford) vs Auburn Montgomery (12/03/19)
	6	Keyshaun Langley (UNC Greensboro) vs Averett (11/11/19)
	6	Djordje Dimitrijevic (Mercer) at Georgia Southern (11/19/19)
	6	Tray Boyd III (ETSU) vs Delaware State (11/23/19)
	6	Josh Sharkey (Samford) at South Dakota State (11/27/19)
	6	Josh Sharkey (Samford) at Hawaii (12/15/19)
	6	Isaiah Miller (UNC Greensboro) at Furman (01/11/20)
Blocked shots	5	Mohammed Abdulsalam (UNC Greensboro) vs Western Carolina (02/12/20)
	4	Chevez Goodwin (Wofford) vs High Point (11/09/19)
	4	James Dickey (UNC Greensboro) vs Appalachian State (11/18/19)
	4	Logan Dye (Samford) vs Manhattan (11/19/19)
	4	Onno Steger (Western Carolina) at Jacksonville (11/21/19)
	4	James Dickey (UNC Greensboro) vs Kennesaw State (12/04/19)
	4	Maciej Bender (Mercer) vs Furman (12/20/19)
	4	James Dickey (UNC Greensboro) vs Northern Kentucky (12/21/19)
	4	Jake Stephens (VMI) at USC Upstate (12/29/19)
	4	Chevez Goodwin (Wofford) vs The Citadel (01/11/20)

	4	Derek Webster Jr. (The Citadel) vs VMI (02/08/20)
	4	Kyrin Galloway (UNC Greensboro) vs Samford (02/09/20)
Turnovers	10	Josh Sharkey (Samford) at The Citadel (02/15/20)
	9	Josh Sharkey (Samford) vs UNC Greensboro (01/25/20)
	8	Josh Sharkey (Samford) at South Dakota State (11/27/19)
	8	Josh Sharkey (Samford) at Georgetown (12/21/19)
	8	Josh Sharkey (Samford) vs The Citadel (01/01/20)
	8	Josh Sharkey (Samford) at Furman (01/22/20)

2019-20 Southern Conference
CONFERENCE BASKETBALL STATISTICS
Through games of Feb 18, 2020 (Conference games only)

SCORING OFFENSE	G	W-L	Pts	Avg/G
1. UNC Greensboro	14	11-3	1071	76.5
2. Western Carolina	14	8-6	1069	76.4
3. Furman	14	12-2	1057	75.5
4. Chattanooga	14	7-7	1038	74.1
5. ETSU	14	12-2	1027	73.4
6. Wofford	14	8-6	1006	71.9
7. Samford	14	3-11	977	69.8
8. VMI	14	2-12	975	69.6
9. The Citadel	14	0-14	964	68.9
10. Mercer	14	7-7	963	68.8

SCORING DEFENSE	G	Pts	Avg/G
1. ETSU	14	896	64.0
2. UNC Greensboro	14	937	66.9
3. Furman	14	946	67.6
4. Wofford	14	952	68.0
5. Mercer	14	980	70.0
6. Chattanooga	14	993	70.9
7. VMI	14	1061	75.8
8. Western Carolina	14	1081	77.2
9. The Citadel	14	1144	81.7
10. Samford	14	1157	82.6

SCORING MARGIN	G	Offense	Defense	Margin
1. UNC Greensboro	14	76.5	66.9	+9.6
2. ETSU	14	73.4	64.0	+9.4
3. Furman	14	75.5	67.6	+7.9
4. Wofford	14	71.9	68.0	+3.9
5. Chattanooga	14	74.1	70.9	+3.2
6. Western Carolina	14	76.4	77.2	-0.9
7. Mercer	14	68.8	70.0	-1.2
8. VMI	14	69.6	75.8	-6.1
9. The Citadel	14	68.9	81.7	-12.9
Samford	14	69.8	82.6	-12.9

FREE THROW PCT	G	FTM	FTA	Pct.
1. Samford	14	232	295	.786
2. Mercer	14	154	204	.755
3. Chattanooga	14	179	239	.749
4. VMI	14	147	204	.721
5. Western Carolina	14	211	298	.708
6. ETSU	14	212	304	.697
7. Wofford	14	155	231	.671
8. The Citadel	14	182	274	.664
9. Furman	14	170	259	.656
10. UNC Greensboro	14	157	250	.628

FIELD GOAL PERCENTAGE	G	FGM	FGA	Pct.
1. Furman	14	378	787	.480
2. Chattanooga	14	368	790	.466
3. ETSU	14	362	778	.465
4. Western Carolina	14	365	789	.463
5. Mercer	14	354	770	.460
6. Wofford	14	367	800	.459
7. UNC Greensboro	14	398	916	.434
8. The Citadel	14	334	796	.420
9. Samford	14	333	799	.417
10. VMI	14	347	848	.409

FIELD GOAL PCT DEFENSE	G	FGM	FGA	Pct.
1. Wofford	14	336	781	.430
2. Mercer	14	347	805	.431
3. Western Carolina	14	387	890	.435
4. Furman	14	347	793	.438
5. ETSU	14	318	725	.439
6. UNC Greensboro	14	321	730	.440
7. VMI	14	347	767	.452
8. Chattanooga	14	370	805	.460
9. Samford	14	426	909	.469
10. The Citadel	14	407	868	.469

3-POINT FG PCT	G	3FGM	3FGA	Pct.
1. Western Carolina	14	128	344	.372
2. Chattanooga	14	123	341	.361
3. Furman	14	131	368	.356
4. Mercer	14	101	297	.340
5. VMI	14	134	409	.328
6. UNC Greensboro	14	118	364	.324
7. Samford	14	79	251	.315
8. ETSU	14	91	292	.312
9. Wofford	14	117	378	.310
10. The Citadel	14	114	376	.303

3-POINT FG PCT DEFENSE	G	3FGM	3FGA	Pct.
1. Western Carolina	14	112	378	.296
2. Chattanooga	14	92	299	.308
3. Wofford	14	118	380	.311
4. Furman	14	106	337	.315
5. Mercer	14	107	334	.320
6. ETSU	14	88	272	.324
7. VMI	14	111	329	.337
8. UNC Greensboro	14	98	285	.344
9. The Citadel	14	135	370	.365
10. Samford	14	169	436	.388

REBOUNDING OFFENSE	G	Rebounds	Avg/G
1. Western Carolina	14	523	37.4
2. UNC Greensboro	14	508	36.3
3. Mercer	14	495	35.4
4. VMI	14	487	34.8
5. Samford	14	485	34.6
6. Chattanooga	14	477	34.1
7. ETSU	14	473	33.8
8. Furman	14	443	31.6
Wofford	14	443	31.6
10. The Citadel	14	436	31.1

REBOUNDING DEFENSE	G	Rebounds	Avg/G
1. ETSU	14	438	31.3
2. Chattanooga	14	441	31.5
3. Wofford	14	444	31.7
4. Mercer	14	447	31.9
5. Western Carolina	14	467	33.4
6. Furman	14	473	33.8
7. UNC Greensboro	14	493	35.2
8. VMI	14	507	36.2
9. Samford	14	520	37.1
10. The Citadel	14	540	38.6

2019-20 Southern Conference
CONFERENCE BASKETBALL STATISTICS
Through games of Feb 18, 2020 (Conference games only)

REBOUNDING MARGIN	G	Team	Avg.	Opp.	Avg.	Margin
1. Western Carolina	14	523	37.4	467	33.4	+4.0
2. Mercer	14	495	35.4	447	31.9	+3.4
3. Chattanooga	14	477	34.1	441	31.5	+2.6
4. ETSU	14	473	33.8	438	31.3	+2.5
5. UNC Greensboro	14	508	36.3	493	35.2	+1.1
6. Wofford	14	443	31.6	444	31.7	-0.1
7. VMI	14	487	34.8	507	36.2	-1.4
8. Furman	14	443	31.6	473	33.8	-2.1
9. Samford	14	485	34.6	520	37.1	-2.5
10. The Citadel	14	436	31.1	540	38.6	-7.4

BLOCKED SHOTS	G	No.	Avg/G
1. UNC Greensboro	14	54	3.9
2. Samford	14	50	3.6
3. Mercer	14	43	3.1
4. ETSU	14	42	3.0
5. The Citadel	14	41	2.9
6. Furman	14	38	2.7
7. Wofford	14	34	2.4
8. VMI	14	23	1.6
9. Western Carolina	14	22	1.6
10. Chattanooga	14	21	1.5

ASSISTS	G	No.	Avg/G
1. Furman	14	213	15.2
VMI	14	213	15.2
3. Chattanooga	14	197	14.1
4. Western Carolina	14	191	13.6
5. Mercer	14	181	12.9
6. The Citadel	14	180	12.9
ETSU	14	180	12.9
8. Wofford	14	177	12.6
9. UNC Greensboro	14	169	12.1
10. Samford	14	132	9.4

STEALS	G	No.	Avg/G
1. UNC Greensboro	14	147	10.5
2. ETSU	14	114	8.1
3. Furman	14	102	7.3
4. Samford	14	88	6.3
5. The Citadel	14	83	5.9
VMI	14	83	5.9
7. Wofford	14	80	5.7
8. Mercer	14	79	5.6
9. Chattanooga	14	64	4.6
10. Western Carolina	14	59	4.2

TURNOVER MARGIN	G	Team	Avg.	Opp.	Avg.	Margin
1. UNC Greensboro	14	163	11.6	266	19.0	+7.4
2. ETSU	14	152	10.9	206	14.7	+3.9
3. Furman	14	174	12.4	207	14.8	+2.4
4. Wofford	14	162	11.6	188	13.4	+1.9
5. VMI	14	180	12.9	172	12.3	-0.6
6. Chattanooga	14	163	11.6	142	10.1	-1.5
7. Samford	14	222	15.9	187	13.4	-2.5
8. The Citadel	14	216	15.4	180	12.9	-2.6
9. Mercer	14	215	15.4	161	11.5	-3.9
10. Western Carolina	14	194	13.9	132	9.4	-4.4

ASSIST/TURNOVER RATIO	G	Ast.	Avg.	T/O	Avg.	Ratio
1. Furman	14	213	15.2	174	12.4	1.2
2. Chattanooga	14	197	14.1	163	11.6	1.2
3. ETSU	14	180	12.9	152	10.9	1.2
4. VMI	14	213	15.2	180	12.9	1.2
5. Wofford	14	177	12.6	162	11.6	1.1
6. UNC Greensboro	14	169	12.1	163	11.6	1.0
7. Western Carolina	14	191	13.6	194	13.9	1.0
8. Mercer	14	181	12.9	215	15.4	0.8
9. The Citadel	14	180	12.9	216	15.4	0.8
10. Samford	14	132	9.4	222	15.9	0.6

OFFENSIVE REBOUNDS	G	No.	Avg/G
1. UNC Greensboro	14	178	12.7
2. VMI	14	148	10.6
3. ETSU	14	141	10.1
4. Samford	14	138	9.9
5. Western Carolina	14	128	9.1
6. Mercer	14	124	8.9
7. Chattanooga	14	113	8.1
8. Furman	14	104	7.4
9. Wofford	14	103	7.4
10. The Citadel	14	102	7.3

DEFENSIVE REBOUNDS	G	No.	Avg/G
1. Western Carolina	14	395	28.2
2. Mercer	14	371	26.5
3. Chattanooga	14	364	26.0
4. Samford	14	347	24.8
5. Wofford	14	340	24.3
6. VMI	14	339	24.2
Furman	14	339	24.2
8. The Citadel	14	334	23.9
9. ETSU	14	332	23.7
10. UNC Greensboro	14	330	23.6

DEFENSIVE REB PCT.	G	D-Reb	Opp. OR	D-Reb%
1. Chattanooga	14	364	104	.778
2. Wofford	14	340	103	.767
3. ETSU	14	332	110	.751
4. Western Carolina	14	395	131	.751
5. Furman	14	339	126	.729
6. Mercer	14	371	138	.729
7. VMI	14	339	128	.726
8. UNC Greensboro	14	330	128	.721
9. The Citadel	14	334	148	.693
10. Samford	14	347	163	.680

OFFENSIVE REB PCT.	G	O-Reb	Opp. DR	O-Reb%
1. UNC Greensboro	14	178	365	.328
2. ETSU	14	141	328	.301
3. Mercer	14	124	309	.286
4. VMI	14	148	379	.281
5. Samford	14	138	357	.279
6. Western Carolina	14	128	336	.276
7. Chattanooga	14	113	337	.251
8. Wofford	14	103	341	.232
9. Furman	14	104	347	.231
10. The Citadel	14	102	392	.206

2019-20 Southern Conference
CONFERENCE BASKETBALL STATISTICS
Through games of Feb 18, 2020 (Conference games only)

<u>3-POINT FG MADE</u>	<u>G</u>	<u>No.</u>	<u>Avg/G</u>
1. VMI	14	134	9.6
2. Furman	14	131	9.4
3. Western Carolina	14	128	9.1
4. Chattanooga	14	123	8.8
5. UNC Greensboro	14	118	8.4
6. Wofford	14	117	8.4
7. The Citadel	14	114	8.1
8. Mercer	14	101	7.2
9. ETSU	14	91	6.5
10. Samford	14	79	5.6

2019-20 Southern Conference
CONFERENCE BASKETBALL STATISTICS
Through games of Feb 18, 2020 (Conference games only)

Team	Conference	Pct.	PF	PA	Overall	Pct.	PF	PA	Current unbeaten streak
Furman	12-2	.857	75.5	67.6	12-2	.857	75.5	67.6	Furman -- 7
ETSU	12-2	.857	73.4	64.0	12-2	.857	73.4	64.0	ETSU -- 5
UNC Greensboro	11-3	.786	76.5	66.9	11-3	.786	76.5	66.9	UNC Greensboro -- 4
Western Carolina	8-6	.571	76.4	77.2	8-6	.571	76.4	77.2	Western Carolina -- 1
Wofford	8-6	.571	71.9	68.0	8-6	.571	71.9	68.0	Samford -- 1
Chattanooga	7-7	.500	74.1	70.9	7-7	.500	74.1	70.9	
Mercer	7-7	.500	68.8	70.0	7-7	.500	68.8	70.0	
Samford	3-11	.214	69.8	82.6	3-11	.214	69.8	82.6	
VMI	2-12	.143	69.6	75.8	2-12	.143	69.6	75.8	
The Citadel	0-14	.000	68.9	81.7	0-14	.000	68.9	81.7	

TEAM SUMMARIES	G	PF-PA	Avg score	Margin	FG-FGA	Pct.	3FG-FGA	Pct.	FT-FTA	Pct.	RebF	RebA	Margin
Chattanooga	14	1038-993	74.1-70.9	+3.2	368-790	.466	123-341	.361	179-239	.749	477	441	+2.6
ETSU	14	1027-896	73.4-64.0	+9.4	362-778	.465	91-292	.312	212-304	.697	473	438	+2.5
Furman	14	1057-946	75.5-67.6	+7.9	378-787	.480	131-368	.356	170-259	.656	443	473	-2.1
Mercer	14	963-980	68.8-70.0	-1.2	354-770	.460	101-297	.340	154-204	.755	495	447	+3.4
Samford	14	977-1157	69.8-82.6	-12.9	333-799	.417	79-251	.315	232-295	.786	485	520	-2.5
The Citadel	14	964-1144	68.9-81.7	-12.9	334-796	.420	114-376	.303	182-274	.664	436	540	-7.4
UNC Greensboro	14	1071-937	76.5-66.9	+9.6	398-916	.434	118-364	.324	157-250	.628	508	493	+1.1
VMI	14	975-1061	69.6-75.8	-6.1	347-848	.409	134-409	.328	147-204	.721	487	507	-1.4
Western Carolina	14	1069-1081	76.4-77.2	-0.9	365-789	.463	128-344	.372	211-298	.708	523	467	+4.0
Wofford	14	1006-952	71.9-68.0	+3.9	367-800	.459	117-378	.310	155-231	.671	443	444	-0.1

ATTENDANCE	Home	Average	Away	Average	Neutral	Average	Total	Average
Chattanooga	7-19485	2784	7-21502	3072	0-0	0	14-40987	2928
ETSU	7-35313	5045	7-18126	2589	0-0	0	14-53439	3817
Furman	7-15850	2264	7-14537	2077	0-0	0	14-30387	2170
Mercer	7-22043	3149	7-15593	2228	0-0	0	14-37636	2688
Samford	7-3791	542	7-16443	2349	0-0	0	14-20234	1445
The Citadel	7-9395	1342	7-19623	2803	0-0	0	14-29018	2073
UNC Greensboro	7-23424	3346	7-18753	2679	0-0	0	14-42177	3013
VMI	7-11381	1626	7-19187	2741	0-0	0	14-30568	2183
Western Carolina	6-16080	2680	8-14956	1870	0-0	0	14-31036	2217
Wofford	8-17040	2130	6-15082	2514	0-0	0	14-32122	2294
Totals	70-173802	2483	70-173802	2483	0-0	0	140-347604	2483

2019-20 Southern Conference
INDIVIDUAL BASKETBALL STATISTICS
Through games of Feb 18, 2020 (Conference games only)

To be ranked, a player must appear in at least 75.0% of their team's games.

SCORING							REBOUNDING						
	Cl	G	FG	3FG	FT	Pts Avg/G		Cl	G	Off	Def	Total	Avg/G
1. Isaiah Miller-UNCG	Jr	14	116	14	38	284 20.3	1. Carlos Dotson-WCU	Sr	13	40	105	145	11.2
2. Djordje Dimitrijevic-MER	Sr	13	81	35	50	247 19.0	2. James Dickey-UNCG	Sr	14	42	98	140	10.0
3. Jordan Lyons-FUR	Sr	14	78	43	60	259 18.5	3. Ethan Stair-MER	Sr	14	25	88	113	8.1
4. Carlos Dotson-WCU	Sr	13	94	0	47	235 18.1	4. Robert Allen-SAM	So	14	23	81	104	7.4
5. Mason Faulkner-WCU	Jr	14	75	28	74	252 18.0	Jalen Dupree-SAM	Sr	14	37	67	104	7.4
6. Josh Sharkey-SAM	Sr	14	78	20	65	241 17.2	6. Kaelon Harris-CIT	Sr	13	20	68	88	6.8
7. Nathan Hoover-WOF	Sr	14	79	38	43	239 17.1	7. Lucas N'Guessan-ETSU	Sr	14	26	67	93	6.6
8. Matt Ryan-UTC	Sr	14	77	36	41	231 16.5	8. Chevez Goodwin-WOF	Jr	14	31	59	90	6.4
9. Ramon Vila-UTC	Jr	14	83	0	29	195 13.9	Maciej Bender-MER	Jr	14	25	60	85	6.1
Chevez Goodwin-WOF	Jr	14	84	0	27	195 13.9	Clay Mounce-FUR	Jr	14	24	61	85	6.1
11. Onno Steger-WCU	Sr	14	63	42	24	192 13.7	11. Garrett Gilkeson-VMI	Sr	14	21	63	84	6.0
12. Robert Allen-SAM	So	14	72	14	33	191 13.6	Bo Hodges-ETSU	Jr	13	13	65	78	6.0
13. Kaelon Harris-CIT	Sr	13	59	12	46	176 13.5	13. Mason Faulkner-WCU	Jr	14	12	66	78	5.6
14. Tray Boyd III-ETSU	Sr	14	64	34	27	189 13.5	14. Ramon Vila-UTC	Jr	14	33	40	73	5.2
15. Noah Gurley-FUR	So	14	71	8	30	180 12.9	15. Isaiah Miller-UNCG	Jr	14	29	41	70	5.0
Clay Mounce-FUR	Jr	14	67	24	22	180 12.9	16. Jalen Slawson-FUR	So	14	23	46	69	4.9
17. Kaiden Rice-CIT	Jr	14	59	37	23	178 12.7	Isaiah Tisdale-ETSU	Sr	14	23	46	69	4.9
18. Brandon Austin-SAM	Sr	13	50	27	38	165 12.7	18. Onno Steger-WCU	Sr	14	22	46	68	4.9
19. Ethan Stair-MER	Sr	14	66	19	23	174 12.4	19. Noah Gurley-FUR	So	14	15	52	67	4.8
20. David Jean-Baptiste-UTC	Jr	14	65	24	17	171 12.2	20. Rod Johnson-UTC	Jr	13	11	50	61	4.7
Fletcher Abee-CIT	Fr	14	55	35	26	171 12.2							
22. Garrett Gilkeson-VMI	Sr	14	53	24	40	170 12.1							
23. Bo Hodges-ETSU	Jr	13	58	6	31	153 11.8							
24. Greg Parham-VMI	Jr	14	63	24	11	161 11.5							
25. Travis Eeve-VMI	Fr	14	52	27	27	158 11.3							
26. Jalen Dupree-SAM	Sr	14	52	2	41	147 10.5							
Daivien Williamson-ETSU	So	14	50	11	36	147 10.5							
28. Mike Bothwell-FUR	So	14	51	21	22	145 10.4							
29. Lucas N'Guessan-ETSU	Sr	14	54	2	34	144 10.3							
30. Storm Murphy-WOF	Jr	14	55	20	13	143 10.2							

FIELD GOAL PCT						ASSISTS			
	Cl	G	FGM	FGA	Pct.		Cl	G	No. Avg/G
1. Chevez Goodwin-WOF	Jr	14	84	121	.694	1. Mason Faulkner-WCU	Jr	14	78 5.6
2. Lucas N'Guessan-ETSU	Sr	14	54	80	.675	Josh Sharkey-SAM	Sr	14	78 5.6
3. Carlos Dotson-WCU	Sr	13	94	147	.639	3. Tyson Batiste-CIT	Sr	14	66 4.7
4. Ramon Vila-UTC	Jr	14	83	133	.624	4. Greg Parham-VMI	Jr	14	54 3.9
5. James Dickey-UNCG	Sr	14	50	88	.568	5. Storm Murphy-WOF	Jr	14	53 3.8
6. Noah Gurley-FUR	So	14	71	132	.538	6. Alex Hunter-FUR	Jr	14	49 3.5
7. Clay Mounce-FUR	Jr	14	67	131	.511	7. Djordje Dimitrijevic-MER	Sr	13	45 3.5
8. Maciej Bender-MER	Jr	14	50	98	.510	8. Garrett Gilkeson-VMI	Sr	14	48 3.4
9. Jalen Dupree-SAM	Sr	14	52	103	.505	9. Isaiah Tisdale-ETSU	Sr	14	40 2.9
10. Ethan Stair-MER	Sr	14	66	134	.493	10. Maurice Commander-UTC	So	13	35 2.7
11. Mike Bothwell-FUR	So	14	51	104	.490	Mike Bothwell-FUR	So	14	36 2.6
12. Daivien Williamson-ETSU	So	14	50	103	.485	David Jean-Baptiste-UTC	Jr	14	36 2.6
13. Jordan Lyons-FUR	Sr	14	78	161	.484	13. Bo Hodges-ETSU	Jr	13	33 2.5
14. Isaiah Tisdale-ETSU	Sr	14	45	95	.474	14. Isaiah Miller-UNCG	Jr	14	35 2.5
15. Greg Parham-VMI	Jr	14	63	136	.463	15. Malik Massey-UNCG	Sr	14	34 2.4
Onno Steger-WCU	Sr	14	63	136	.463				

2019-20 Southern Conference
INDIVIDUAL BASKETBALL STATISTICS
Through games of Feb 18, 2020 (Conference games only)

FREE THROW PCT					
	Cl	G	FTM	FTA	Pct.
1. Matt Ryan-UTC	Sr	14	41	43	.953
2. Brandon Austin-SAM	Sr	13	38	41	.927
3. Nathan Hoover-WOF	Sr	14	43	47	.915
4. Djordje Dimitrijevic-MER	Sr	13	50	58	.862
5. Daivien Williamson-ETSU	So	14	36	42	.857
6. Jalen Dupree-SAM	Sr	14	41	48	.854
7. Stefan Kenic-UTC	Jr	14	29	35	.829
8. Garrett Gilkeson-VMI	Sr	14	40	49	.816
9. Josh Sharkey-SAM	Sr	14	65	82	.793
10. Jordan Lyons-FUR	Sr	14	60	77	.779
11. Mason Faulkner-WCU	Jr	14	74	98	.755
12. Ramon Vila-UTC	Jr	14	29	41	.707
13. Kaelon Harris-CIT	Sr	13	46	66	.697
14. Robert Allen-SAM	So	14	33	49	.673
15. Lucas N'Guessan-ETSU	Sr	14	34	52	.654

3-POINT FG PCT					
	Cl	G	3FG	FGA	Pct.
1. Onno Steger-WCU	Sr	14	42	88	.477
2. Greg Parham-VMI	Jr	14	24	57	.421
3. Jordan Lyons-FUR	Sr	14	43	105	.410
4. Mike Bothwell-FUR	So	14	21	52	.404
5. Keyshaun Langley-UNCG	Fr	14	18	45	.400
6. Matt Halvorsen-WCU	Jr	14	33	83	.398
7. Brandon Austin-SAM	Sr	13	27	68	.397
8. Djordje Dimitrijevic-MER	Sr	13	35	89	.393
9. Stefan Kenic-UTC	Jr	14	14	36	.389
10. Alex Hunter-FUR	Jr	14	27	71	.380
11. Angelo Allegri-UNCG	So	14	23	62	.371
12. Josh Sharkey-SAM	Sr	14	20	54	.370
13. Garrett Gilkeson-VMI	Sr	14	24	65	.369
David Jean-Baptiste-UTC	Jr	14	24	65	.369
Clay Mounce-FUR	Jr	14	24	65	.369

BLOCKED SHOTS				
	Cl	G	No.	Avg/G
1. James Dickey-UNCG	Sr	14	20	1.4
Maciej Bender-MER	Jr	14	20	1.4
3. Robert Allen-SAM	So	14	19	1.4
4. Jalen Slawson-FUR	So	14	17	1.2
5. Lucas N'Guessan-ETSU	Sr	14	16	1.1
6. Messiah Jones-WOF	Fr	14	15	1.1
7. Jalen Dupree-SAM	Sr	14	14	1.0
8. Chevez Goodwin-WOF	Jr	14	13	0.9
9. Derek Webster Jr.-CIT	Jr	13	10	0.8
10. Bo Hodges-ETSU	Jr	13	9	0.7
11. Stephen Clark-CIT	Fr	12	8	0.7
12. Mohammed Abdulsalam-UNCG	So	14	9	0.6
Victor Bafutto-MER	So	14	9	0.6
14. Clay Mounce-FUR	Jr	14	7	0.5
Logan Dye-SAM	So	14	7	0.5

STEALS				
	Cl	G	No.	Avg/G
1. Isaiah Miller-UNCG	Jr	14	49	3.5
2. Josh Sharkey-SAM	Sr	14	29	2.1
3. Bo Hodges-ETSU	Jr	13	24	1.8
4. Djordje Dimitrijevic-MER	Sr	13	20	1.5
5. Patrick Good-ETSU	Jr	13	19	1.5
6. Isaiah Tisdale-ETSU	Sr	14	20	1.4
7. Travis Eevee-VMI	Fr	14	18	1.3
Tray Boyd III-ETSU	Sr	14	18	1.3
Jordan Lyons-FUR	Sr	14	18	1.3
Keyshaun Langley-UNCG	Fr	14	18	1.3
Ethan Stair-MER	Sr	14	18	1.3
12. Tre Clark-FUR	Jr	14	17	1.2
Malik Massey-UNCG	Sr	14	17	1.2
Garrett Gilkeson-VMI	Sr	14	17	1.2
Mike Bothwell-FUR	So	14	17	1.2

3-POINT FG MADE				
	Cl	G	3FG	Avg/G
1. Jordan Lyons-FUR	Sr	14	43	3.1
2. Onno Steger-WCU	Sr	14	42	3.0
3. Nathan Hoover-WOF	Sr	14	38	2.7
4. Djordje Dimitrijevic-MER	Sr	13	35	2.7
5. Kaiden Rice-CIT	Jr	14	37	2.6
6. Matt Ryan-UTC	Sr	14	36	2.6
7. Fletcher Abee-CIT	Fr	14	35	2.5
8. Tray Boyd III-ETSU	Sr	14	34	2.4
9. Matt Halvorsen-WCU	Jr	14	33	2.4
10. Brandon Austin-SAM	Sr	13	27	2.1
11. Mason Faulkner-WCU	Jr	14	28	2.0
12. Travis Eevee-VMI	Fr	14	27	1.9
Alex Hunter-FUR	Jr	14	27	1.9
14. Kamdyn Curfman-VMI	Fr	14	24	1.7
Garrett Gilkeson-VMI	Sr	14	24	1.7
Greg Parham-VMI	Jr	14	24	1.7
David Jean-Baptiste-UTC	Jr	14	24	1.7
Clay Mounce-FUR	Jr	14	24	1.7

ASSIST/TURNOVER RATIO					
	Cl	G	Ast.	T/O	Ratio
1. Garrett Gilkeson-VMI	Sr	14	48	21	2.3
2. Alex Hunter-FUR	Jr	14	49	22	2.2
3. Storm Murphy-WOF	Jr	14	53	26	2.0
4. Greg Parham-VMI	Jr	14	54	30	1.8
5. Mason Faulkner-WCU	Jr	14	78	48	1.6
6. Tyson Batiste-CIT	Sr	14	66	42	1.6
7. Djordje Dimitrijevic-MER	Sr	13	45	37	1.2
8. Josh Sharkey-SAM	Sr	14	78	89	0.9

2019-20 Southern Conference
INDIVIDUAL BASKETBALL STATISTICS
Through games of Feb 18, 2020 (Conference games only)

OFFENSIVE REBOUNDS	Cl	G	No.	Avg/G
1. Carlos Dotson-WCU	Sr	13	40	3.1
2. James Dickey-UNCG	Sr	14	42	3.0
3. Jalen Dupree-SAM	Sr	14	37	2.6
4. Ramon Vila-UTC	Jr	14	33	2.4
5. Chevez Goodwin-WOF	Jr	14	31	2.2
6. Isaiah Miller-UNCG	Jr	14	29	2.1
7. Messiah Jones-WOF	Fr	14	27	1.9
8. Lucas N'Guessan-ETSU	Sr	14	26	1.9
9. Ethan Stair-MER	Sr	14	25	1.8
Maciej Bender-MER	Jr	14	25	1.8
11. Kaleb Hunter-UNCG	So	12	21	1.8
12. Clay Mounce-FUR	Jr	14	24	1.7
13. Isaiah Tisdale-ETSU	Sr	14	23	1.6
Jalen Slawson-FUR	So	14	23	1.6
Robert Allen-SAM	So	14	23	1.6

DEFENSIVE REBOUNDS	Cl	G	No.	Avg/G
1. Carlos Dotson-WCU	Sr	13	105	8.1
2. James Dickey-UNCG	Sr	14	98	7.0
3. Ethan Stair-MER	Sr	14	88	6.3
4. Robert Allen-SAM	So	14	81	5.8
5. Kaelon Harris-CIT	Sr	13	68	5.2
6. Bo Hodges-ETSU	Jr	13	65	5.0
7. Jalen Dupree-SAM	Sr	14	67	4.8
Lucas N'Guessan-ETSU	Sr	14	67	4.8
9. Mason Faulkner-WCU	Jr	14	66	4.7
10. Garrett Gilkeson-VMI	Sr	14	63	4.5
11. Clay Mounce-FUR	Jr	14	61	4.4
12. Maciej Bender-MER	Jr	14	60	4.3
13. Chevez Goodwin-WOF	Jr	14	59	4.2
14. Matt Ryan-UTC	Sr	14	57	4.1
15. Rod Johnson-UTC	Jr	13	50	3.8

MINUTES PLAYED	Cl	G	No.	Avg/G
1. Djordje Dimitrijevic-MER	Sr	13	462	35.5
2. Nathan Hoover-WOF	Sr	14	481	34.4
3. Jordan Lyons-FUR	Sr	14	480	34.3
4. Ethan Stair-MER	Sr	14	476	34.0
5. Fletcher Abee-CIT	Fr	14	475	33.9
6. Brandon Austin-SAM	Sr	13	440	33.8
7. Mason Faulkner-WCU	Jr	14	473	33.8
8. Garrett Gilkeson-VMI	Sr	14	472	33.7
9. Robert Allen-SAM	So	14	464	33.1
10. Matt Halvorsen-WCU	Jr	14	460	32.9

2019-20 Southern Conference
 Conference Team Highs
 Through games of Feb 18, 2020 (Conference games only)

TEAM HIGHS (highest totals made by)

Points	105	Chattanooga vs Samford (01/11/20)
	101	Furman vs Samford (01/22/20)
	98	Wofford vs UNC Greensboro (01/04/20)
	97	Western Carolina at VMI (01/08/20)
	96	ETSU at The Citadel (12/04/19)
Margin	38 (105-67)	Chattanooga vs Samford (01/11/20)
	28 (95-67)	UNC Greensboro vs Samford (02/09/20)
	25 (88-63)	ETSU vs Samford (01/15/20)
	24 (78-54)	Furman at The Citadel (01/25/20)
	24 (80-56)	Wofford vs Samford (02/01/20)
Field goals made	24 (91-67)	ETSU vs The Citadel (02/12/20)
	40	Chattanooga vs Samford (01/11/20)
	38	Furman vs Samford (01/22/20)
	37	UNC Greensboro vs Samford (02/09/20)
	36	ETSU at The Citadel (12/04/19)
Field goal attempts	34	The Citadel vs Western Carolina (01/04/20)
	34	ETSU vs Samford (01/15/20)
	34	Mercer at Samford (01/18/20)
	85	UNC Greensboro vs Samford (02/09/20)
	78	UNC Greensboro at Wofford (01/04/20)
Field goal percentage	76	VMI vs Western Carolina (01/08/20)
	74	UNC Greensboro at The Citadel (01/15/20)
	74	VMI vs Mercer (01/25/20)
	.643 (27-42)	Mercer at ETSU (01/29/20)
	.600 (27-45)	Chattanooga at Wofford (02/08/20)
3-Pt FG made	.580 (29-50)	Wofford vs Chattanooga (02/08/20)
	.571 (28-49)	Furman at VMI (01/01/20)
	.571 (28-49)	Furman vs Mercer (02/05/20)
	17	Chattanooga vs Samford (01/11/20)
	17	Furman vs Samford (01/22/20)
3-Pt FG attempts	16	VMI vs Samford (01/04/20)
	15	Western Carolina at The Citadel (01/04/20)
	14	UNC Greensboro at Wofford (01/04/20)
	14	Wofford vs UNC Greensboro (01/04/20)
	14	Chattanooga at Samford (01/29/20)
3-Pt percentage	14	Western Carolina vs Furman (02/08/20)
	14	Furman at Samford (02/12/20)
	45	UNC Greensboro at Wofford (01/04/20)
	39	Furman vs Samford (01/22/20)
	39	VMI vs Mercer (01/25/20)
Free throws made	39	UNC Greensboro at Western Carolina (01/29/20)
	38	VMI vs Samford (01/04/20)
	.600 (6-10)	Mercer at UNC Greensboro (01/01/20)
	.563 (9-16)	ETSU vs UNC Greensboro (02/01/20)
	.548 (17-31)	Chattanooga vs Samford (01/11/20)
Free throw attempts	.542 (13-24)	Furman at VMI (01/01/20)
	.538 (14-26)	Furman at Samford (02/12/20)
	31	ETSU at VMI (02/15/20)
	26	ETSU at UNC Greensboro (01/08/20)
	26	Western Carolina vs Mercer (01/11/20)
Free throw percentage	26	Wofford at VMI (02/05/20)
	25	Samford vs Mercer (01/18/20)
	43	Wofford at VMI (02/05/20)
Free throw percentage	35	Western Carolina vs Mercer (01/11/20)
	35	ETSU at VMI (02/15/20)

	33		ETSU at UNC Greensboro (01/08/20)
	31		ETSU vs VMI (01/11/20)
	31		Wofford vs The Citadel (01/11/20)
	31		Western Carolina vs ETSU (01/18/20)
Free throw percentage	1.000	(6-6)	Wofford at Samford (01/08/20)
	1.000	(5-5)	VMI vs Samford (01/04/20)
	1.000	(4-4)	Chattanooga vs Wofford (01/15/20)
	.958	(23-24)	Chattanooga vs VMI (02/12/20)
	.929	(13-14)	Chattanooga at Furman (02/15/20)
Rebounds	48		UNC Greensboro vs Samford (02/09/20)
	47		Western Carolina at VMI (01/08/20)
	46		VMI vs The Citadel (01/18/20)
	45		ETSU at The Citadel (12/04/19)
	45		Chattanooga vs The Citadel (01/22/20)
	45		UNC Greensboro at Mercer (02/15/20)
Assists	30		Furman vs Samford (01/22/20)
	28		Chattanooga vs Samford (01/11/20)
	26		Chattanooga at Samford (01/29/20)
	23		Furman at Samford (02/12/20)
	22		VMI vs Samford (01/04/20)
	22		VMI vs The Citadel (01/18/20)
Steals	17		UNC Greensboro vs Mercer (01/01/20)
	17		UNC Greensboro at The Citadel (01/15/20)
	16		UNC Greensboro at Furman (01/11/20)
	13		ETSU at Furman (01/04/20)
	13		Furman at The Citadel (01/25/20)
	13		UNC Greensboro vs The Citadel (02/05/20)
	13		UNC Greensboro vs Samford (02/09/20)
Blocked shots	9		UNC Greensboro vs Western Carolina (02/12/20)
	7		Mercer at Samford (01/18/20)
	7		UNC Greensboro vs Samford (02/09/20)
	6		UNC Greensboro vs VMI (11/24/19)
	6		Mercer vs Furman (12/20/19)
	6		ETSU vs Wofford (01/01/20)
	6		Samford at Chattanooga (01/11/20)
	6		Wofford vs The Citadel (01/11/20)
	6		The Citadel vs Furman (01/25/20)
	6		Samford vs UNC Greensboro (01/25/20)
	6		UNC Greensboro at Samford (01/25/20)
	6		UNC Greensboro vs The Citadel (02/05/20)
	6		Samford at The Citadel (02/15/20)
Turnovers	32		The Citadel vs UNC Greensboro (01/15/20)
	24		Mercer at UNC Greensboro (01/01/20)
	24		Samford at UNC Greensboro (02/09/20)
	21		Samford at Furman (01/22/20)
	21		The Citadel vs Furman (01/25/20)
	21		The Citadel at UNC Greensboro (02/05/20)
	21		Mercer vs UNC Greensboro (02/15/20)
Fouls	28		UNC Greensboro vs ETSU (01/08/20)
	28		VMI vs ETSU (02/15/20)
	27		VMI vs Wofford (02/05/20)
	25		The Citadel at Samford (01/01/20)
	25		Mercer at Western Carolina (01/11/20)
	25		The Citadel at Wofford (01/11/20)
	25		Mercer vs ETSU (02/08/20)

2019-20 Southern Conference
Conference Individual Highs
Through games of Feb 18, 2020 (Conference games only)

INDIVIDUAL PLAYER GAME HIGHS

Points	40	Jordan Lyons (Furman) at VMI (01/01/20)
	36	Greg Parham (VMI) at The Citadel (02/08/20)
	35	Josh Sharkey (Samford) vs Chattanooga (01/29/20)
	34	Djordje Dimitrijevic (Mercer) at Western Carolina (01/11/20)
	33	Jordan Lyons (Furman) at Western Carolina (02/08/20)
Field goals made	14	Josh Sharkey (Samford) vs Chattanooga (01/29/20)
	13	Jeromy Rodriguez (ETSU) at The Citadel (12/04/19)
	13	Isaiah Miller (UNC Greensboro) vs Mercer (01/01/20)
	13	Greg Parham (VMI) at The Citadel (02/08/20)
	12	Mike Bothwell (Furman) at Chattanooga (01/08/20)
	12	Isaiah Miller (UNC Greensboro) vs Chattanooga (01/18/20)
	12	Bo Hodges (ETSU) vs Chattanooga (01/25/20)
	12	Carlos Dotson (Western Carolina) at Wofford (02/15/20)
Field goal attempts	25	Isaiah Miller (UNC Greensboro) vs Mercer (01/01/20)
	25	Isaiah Miller (UNC Greensboro) at Mercer (02/15/20)
	24	Josh Sharkey (Samford) vs Chattanooga (01/29/20)
	23	Isaiah Miller (UNC Greensboro) at Wofford (01/04/20)
	23	Isaiah Miller (UNC Greensboro) vs Chattanooga (01/18/20)
Field goal percentage	.929 (13-14)	Greg Parham (VMI) at The Citadel (02/08/20)
	.917 (11-12)	Chevez Goodwin (Wofford) at The Citadel (01/29/20)
	.909 (10-11)	Carlos Dotson (Western Carolina) vs Chattanooga (12/03/19)
	.900 (9-10)	Ramon Vila (Chattanooga) vs VMI (02/12/20)
	.867 (13-15)	Jeromy Rodriguez (ETSU) at The Citadel (12/04/19)
3-Pt FG made	10	Jordan Lyons (Furman) at VMI (01/01/20)
	8	Onno Steger (Western Carolina) at The Citadel (01/04/20)
	7	Onno Steger (Western Carolina) vs Furman (02/08/20)
	6	Travis Eevee (VMI) vs Samford (01/04/20)
	6	Matt Ryan (Chattanooga) vs Samford (01/11/20)
	6	Djordje Dimitrijevic (Mercer) vs VMI (01/15/20)
	6	Djordje Dimitrijevic (Mercer) at Samford (01/18/20)
	6	Isaiah Tisdale (ETSU) at Western Carolina (01/18/20)
	6	Jordan Lyons (Furman) vs Samford (01/22/20)
	6	Tray Boyd III (ETSU) vs UNC Greensboro (02/01/20)
	6	Greg Parham (VMI) at The Citadel (02/08/20)
3-Pt FG attempts	13	Angelo Allegri (UNC Greensboro) at Wofford (01/04/20)
	13	Matt Ryan (Chattanooga) at Samford (01/29/20)
	12	Jordan Lyons (Furman) at VMI (01/01/20)
	12	Onno Steger (Western Carolina) at The Citadel (01/04/20)
	12	Jordan Lyons (Furman) vs Samford (01/22/20)
	12	Fletcher Abee (The Citadel) vs Furman (01/25/20)
	12	Onno Steger (Western Carolina) vs Furman (02/08/20)
3-Pt percentage	1.000 (6-6)	Greg Parham (VMI) at The Citadel (02/08/20)
	1.000 (5-5)	Stefan Kenic (Chattanooga) vs Samford (01/11/20)
	.857 (6-7)	Matt Ryan (Chattanooga) vs Samford (01/11/20)
	.833 (10-12)	Jordan Lyons (Furman) at VMI (01/01/20)
	.750 (6-8)	Djordje Dimitrijevic (Mercer) at Samford (01/18/20)
Free throws made	12	Mason Faulkner (Western Carolina) vs Chattanooga (12/03/19)
	12	Djordje Dimitrijevic (Mercer) at Western Carolina (01/11/20)
	11	Chevez Goodwin (Wofford) at VMI (02/05/20)
	11	Daivien Williamson (ETSU) at VMI (02/15/20)
	10	Mason Faulkner (Western Carolina) vs Mercer (01/11/20)
	10	Nathan Hoover (Wofford) at Western Carolina (01/25/20)
	10	Carlos Dotson (Western Carolina) at UNC Greensboro (02/12/20)
	10	Matt Ryan (Chattanooga) at Furman (02/15/20)
Free throw attempts	20	Chevez Goodwin (Wofford) at VMI (02/05/20)

	16	Mason Faulkner (Western Carolina) vs Chattanooga (12/03/19)
	15	Noah Gurley (Furman) vs UNC Greensboro (01/11/20)
	15	Carlos Dotson (Western Carolina) at UNC Greensboro (02/12/20)
	14	Djordje Dimitrijevic (Mercer) at Western Carolina (01/11/20)
Free throw percentage	1.000 (11-11)	Daivien Williamson (ETSU) at VMI (02/15/20)
	1.000 (10-10)	Nathan Hoover (Wofford) at Western Carolina (01/25/20)
	1.000 (9-9)	Garrett Gilkeson (VMI) vs Western Carolina (01/08/20)
	1.000 (9-9)	Nathan Hoover (Wofford) vs The Citadel (01/11/20)
	1.000 (9-9)	Matt Ryan (Chattanooga) at Samford (01/29/20)
	1.000 (9-9)	Brandon Austin (Samford) vs Furman (02/12/20)
	1.000 (8-8)	Jordan Lyons (Furman) at VMI (01/01/20)
	1.000 (8-8)	Eddie Davis III (The Citadel) at VMI (01/18/20)
	1.000 (8-8)	Jalen Dupree (Samford) vs Western Carolina (02/05/20)
	1.000 (8-8)	Matt Ryan (Chattanooga) at Wofford (02/08/20)
	1.000 (8-8)	Stefan Kenic (Chattanooga) vs VMI (02/12/20)
Rebounds	20	James Dickey (UNC Greensboro) at Mercer (02/15/20)
	16	Jeromy Rodriguez (ETSU) at The Citadel (12/04/19)
	16	James Dickey (UNC Greensboro) vs Samford (02/09/20)
	15	Ethan Stair (Mercer) at ETSU (01/29/20)
	14	Jalen Dupree (Samford) vs Wofford (01/08/20)
	14	Carlos Dotson (Western Carolina) at Chattanooga (02/01/20)
	14	Carlos Dotson (Western Carolina) at Samford (02/05/20)
	14	Matt Ryan (Chattanooga) at Furman (02/15/20)
Assists	10	Djordje Dimitrijevic (Mercer) vs Furman (12/20/19)
	10	Mason Faulkner (Western Carolina) at The Citadel (01/04/20)
	10	Josh Sharkey (Samford) at VMI (01/04/20)
	10	Mason Faulkner (Western Carolina) at Furman (01/15/20)
	10	Daivien Williamson (ETSU) at Chattanooga (02/05/20)
Steals	9	Isaiah Miller (UNC Greensboro) vs Mercer (01/01/20)
	6	Isaiah Miller (UNC Greensboro) at Furman (01/11/20)
	5	Sean Conway (VMI) vs Furman (01/01/20)
	5	Josh Sharkey (Samford) at Chattanooga (01/11/20)
	5	Bo Hodges (ETSU) vs Chattanooga (01/25/20)
Blocked shots	5	Mohammed Abdulsalam (UNC Greensboro) vs Western Carolina (02/12/20)
	4	Maciej Bender (Mercer) vs Furman (12/20/19)
	4	Chevez Goodwin (Wofford) vs The Citadel (01/11/20)
	4	Derek Webster Jr. (The Citadel) vs VMI (02/08/20)
	4	Kyrin Galloway (UNC Greensboro) vs Samford (02/09/20)
Turnovers	10	Josh Sharkey (Samford) at The Citadel (02/15/20)
	9	Josh Sharkey (Samford) vs UNC Greensboro (01/25/20)
	8	Josh Sharkey (Samford) vs The Citadel (01/01/20)
	8	Josh Sharkey (Samford) at Furman (01/22/20)
	7	Mason Faulkner (Western Carolina) at VMI (01/08/20)
	7	Tyson Batiste (The Citadel) vs UNC Greensboro (01/15/20)
	7	Josh Sharkey (Samford) at ETSU (01/15/20)
	7	Josh Sharkey (Samford) at Wofford (02/01/20)
	7	Josh Sharkey (Samford) at UNC Greensboro (02/09/20)
	7	Robert Allen (Samford) at UNC Greensboro (02/09/20)
	7	Josh Sharkey (Samford) vs Furman (02/12/20)