



SOUTHERN CONFERENCE MEN'S BASKETBALL

2022-23



702 North Pine Street, Spartanburg, SC 29303 • 864-591-5100 • Fax: 864-591-3448

Phil Perry, Associate Commissioner for Media Relations (MBK contact)

facebook.com/SouthernConference • twitter.com/SoConSports • instagram.com/SouthernConference

2022-23 SOUTHERN CONFERENCE BASKETBALL STANDINGS

	Conference					Overall					
	W-L	Pct.	H	A	ST	W-L	Pct.	H	A	N	ST
Samford	8-1	.889	5-0	3-1	L1	14-8	.636	10-2	4-6	0-0	L1
UNCG	8-1	.889	4-1	4-0	W5	14-8	.636	8-2	5-4	1-2	W5
Furman	7-2	.778	3-1	4-1	W3	16-6	.727	10-2	5-2	1-2	W3
Wofford	4-5	.444	2-3	2-2	W1	12-10	.545	9-3	3-7	0-0	W1
Western Carolina	4-5	.444	3-2	1-3	L2	11-11	.500	6-4	3-7	2-0	L2
The Citadel	4-5	.444	2-2	2-3	W2	9-12	.429	4-4	4-7	1-1	W2
ETSU	4-5	.444	0-4	4-1	L1	8-14	.364	3-8	4-5	1-1	L1
Chattanooga	3-6	.333	2-3	1-3	L4	11-11	.500	7-5	4-6	0-0	L4
Mercer	3-6	.333	1-3	2-3	W1	10-12	.455	5-4	3-7	2-1	W1
VMI	0-9	.000	0-4	0-5	L9	5-17	.227	5-4	0-11	0-2	L11

UPCOMING SCHEDULE (ALL TIMES EASTERN)

Jan. 28 (Saturday)

- *Mercer at The Citadel, 1 p.m. ESPN+
- *Western Carolina at VMI, 1 p.m. ESPN+
- *Samford at Wofford, 2 p.m. CBSSN
- *Chattanooga at ETSU, 4 p.m. Nexstar/ESPN+

Jan. 29 (Sunday)

- *Furman at UNCG, 3 p.m. Nexstar/ESPN+

Ingles SoCon Games of the Week Nexstar affiliates

- WMYT/My 12 (Charlotte)
- WVCW/The CW Virginia (Lynchburg/Roanoke)
- WYCW/The CW62 (Greenville/Spartanburg/Asheville)

Chattanooga at ETSU (Jan. 28)

- Play-by-play:** David Jackson
- Analyst:** Terrence Oglesby

Furman at UNCG (Jan. 29)

- Play-by-play:** Pete Yanity
- Analyst:** Dean Keener

Jan. 30 (Monday)

- Chicago State at The Citadel, 7 p.m. ESPN+

Feb. 1 (Wednesday)

- *Wofford at ETSU, 7 p.m. ESPN+
- *Chattanooga at Furman, 7 p.m. ESPN+
- *Samford at Western Carolina, 7 p.m. ESPN+

Feb. 2 (Thursday)

- *VMI at The Citadel, 7 p.m. ESPN+
- *UNCG at Mercer, 7 p.m. ESPN+

Feb. 4 (Saturday)

- *UNCG at The Citadel, 1 p.m. ESPN+
 - *VMI at Mercer, 2 p.m. ESPN+
 - *Chattanooga at Western Carolina, 2 p.m. Nexstar/ESPN+
 - *ETSU at Samford, 3 p.m. ESPN+
 - *Wofford at Furman, 6 p.m. CBSSN
- (Bon Secours Wellness Arena)

SoCon PLAYER OF THE WEEK (1/23)

Jermaine Marshall, Jr., F, Samford

Samford forward Jermaine Marshall was named the Southern Conference Men's Basketball Player of the Week for all contests from Jan. 16-22 after posting double-doubles in a pair of Bulldog wins on the week.

Marshall notched his first double-double of the week with 17 points and 12 rebounds in 30 minutes of action in a 69-59 win at ETSU on Wednesday. The junior from Brighton, Alabama, added a steal on the evening and went 6-for-13 from the floor (.462), including a 3-for-5 effort (.600) from 3-point range. He was 2-for-3 from the free-throw line (.667).

Marshall picked up his second double-double of the week and fourth of the season in Saturday's 74-65 win over Western Carolina, scoring 14 points and again bringing down 12 rebounds. Marshall was 4-for-9 from the floor (.444), hitting half of his four 3-point attempts, and was 4-for-4 from the free-throw line. He added two steals, a block and an assist.

For the week, Marshall averaged 15.5 points and 12.0 rebounds per game. He shot 45.5 percent from the floor (10-for-22) and 55.6 percent from beyond the arc (5-for-9). He was 6-for-7 from the free-throw line (.857).



NOTES

• This weekend's Southern Conference slate sees Wofford host first-place Samford on CBS Sports Network on Saturday and features a pair of Ingles SoCon Games of the Week on select Nexstar affiliates, with ETSU welcoming in-state rival Chattanooga on Saturday and Furman visiting first-place UNCG on Sunday.

• Samford suffered its first SoCon loss of the season Wednesday, as its eight-game winning streak came to an end in overtime at Furman, 91-84. Logan Dye scored a team-best 19 points and was one of four SoCon players to surpass the 1,000-point plateau for his career Wednesday night.

• Wofford earned an 85-80 road win at Chattanooga on Wednesday, getting a team-best 21 points from Jackson Paveletzke. The top-scoring freshman in the SoCon (14.5 ppg) went 4-for-4 from free-throw line in the final 24 seconds to seal the win.

• ETSU and Chattanooga face off for the second straight Saturday as the Bucs seek to complete the regular-season sweep of the Mocs after last weekend's 78-62 win. ETSU saw Jalen Haynes score a career-high 27 points and grab eight rebounds in Wednesday's 71-67 overtime loss at Mercer.

• Chattanooga got a game-high 22 points from Jamal Johnson but dropped its fourth straight game Wednesday. Johnson and Dalvin White, both graduate transfers, each surpassed 1,000 career points in the losing effort.

• UNCG moved into a tie for first in the league standings with its 62-50 win over VMI and Samford's loss. The Spartans, who now own the longest active winning streak in the SoCon at five games and are eyeing a regular-season sweep of Furman, saw Keyshaun Langley score 14 points against the Keydets to surpass 1,000 for his career.

• Furman takes on its second straight first-place team Sunday. The Paladins got a season-high 26 points and 11 rebounds from Jalen Slawson in Wednesday's win over Samford, while Marcus Foster hit a go-ahead 3-pointer with 30 seconds left in OT before Furman sealed the win from the free-throw line.

• Mercer visits The Citadel on Saturday looking for its fourth win it is last five outings. Jalyn McCreary scored a career-high 26 points and had seven rebounds off the bench Wednesday as the Bears completed the regular-season sweep of ETSU and handed the Bucs their first league road loss of the season.

• The Citadel will also be seeking its fourth win in five games after downing Western Carolina on Wednesday, 81-70, to complete the regular-season sweep. The Bulldogs, who have won consecutive SoCon road games for the first time since 2014-15, got 18 points and eight rebounds from Stephen Clark. The Citadel closes nonconference play against Chicago State on Monday.

• VMI returns home to host Western Carolina. The Keydets, who have collected all five of their wins this season in Cameron Hall, hung tough at UNCG on Wednesday and saw 43 of their 50 points scored by freshman, led by Tony Felder Jr.'s 15.

• Western Carolina got a career-high 29 points from Tre Jackson in Wednesday's setback to The Citadel. Jackson blew past his previous best mark of 21 points, set twice this season.

ACTIVE SoCON CAREER LEADERS*

Points scored	(SoCon career rank)
1,851	Jake Stephens, UTC, Gr.
1,809	Mike Bothwell, FUR, 5th
1,332	Bubba Parham, SAM, Sr.
1,294	Jalen Slawson, FUR, 5th
1,017	Logan Dye, SAM, Sr.

Points scored per game (min. 800 points)	
15.86	Bubba Parham (1,332/84 GP), SAM, Sr.
13.43	B.J. Mack (994/74), WOF, Sr.
13.22	Jake Stephens (1,851/140), UTC, Gr.
12.65	Mike Bothwell (1,809/143), FUR, 5th
9.44	Keyshaun Langley (1010/107), UNCG, Sr.

Field-goal percentage (min. 240 made)	
.627	Messiah Jones (289-461), WOF, Sr.
.538	Stephen Clark (363-675), CIT, Sr.
.523	Logan Dye (403-771), SAM, Sr.
.516	Jalen Slawson (464-900), FUR, 5th
.511	B.J. Mack (374-732), WOF, Sr.

3-point field goals made	
231	Jake Stephens, UTC, Gr.
214	Bubba Parham, SAM, Sr.
193	Sean Conway, VMI, Sr.
187	Keyshaun Langley, UNCG, Sr.
181	Mike Bothwell, FUR, 5th

3-point field-goal percentage (min. 120 made)	
.384	Jake Stephens (231-602), UTC, Gr.
.374	Jordan King (141-377), ETSU, Jr.
.373	Bubba Parham (214-573), SAM, Sr.
.371	Sean Conway (193-520), VMI, Sr.
.362	A.J. Caldwell (151-417), UTC, R-Sr.

Free-throw percentage (min. 110 made)	
.823	Mike Bothwell (340-413), FUR, 5th
.823	B.J. Mack (158-192), WOF, Sr.
.823	Keyshaun Langley (167-203), UNCG, Sr.
.812	Jake Stephens (358-441), UTC, Gr.
.801	Bubba Parham (290-362), SAM, Sr.

Rebounds	
934	Jake Stephens, UTC, Gr.
739	Jalen Slawson, FUR, 5th
637	Mohammed Abdulsalam, UNCG, Gr.
547	Sean Conway, VMI, Sr.
485	Stephen Clark, CIT, Sr.

Rebounds per game (min. 280 rebounds)	
7.62	Jermaine Marshall (381/50 GP), SAM, Jr.
6.67	Jake Stephens (934/140), UTC, Gr.
6.38	Vonterius Woolbright (306/48), WCU, Sr.
5.32	Jalen Slawson (739/139), FUR, 5th
5.06	Sean Conway (547/108), VMI, Sr.

Blocked shots	
200	Jake Stephens, UTC, Gr.
178	Stephen Clark, CIT, Sr.
160	Jalen Slawson, FUR, 5th
64	Logan Dye, SAM, Sr.
57	Tyler Harris, WCU, Sr.

Steals	
172	Jalen Slawson, FUR, 5th
149	Mike Bothwell, FUR, 5th
144	Keyshaun Langley, UNCG, Sr.
129	Kobe Langley, UNCG, Sr.
95	A.J. Caldwell, UTC, R-Sr.

Assists	
355	Jake Stephens, UTC, Gr.
342	Mike Bothwell, FUR, 5th
327	Jalen Slawson, FUR, 5th
270	Keyshaun Langley, UNCG, Sr.
259	A.J. Caldwell, UTC, R-Sr.

Assists per game (min. 150 assists)	
4.19	Vonterius Woolbright (201/48 GP), WCU, Sr.
3.85	Ques Glover (150/39), SAM, Jr.
3.11	Dante Treacy (168/54), UNCG, Sr.
2.94	Bubba Parham (247/84), SAM, Sr.
2.54	Jake Stephens (355/140), UTC, Gr.

* Stats accrued at SoCon schools only

SoCON RECORD BOOK

	TEAM	
3-point field goals made		
Game		
1.	24	VMI vs. Furman 2/12/15
2.	23	The Citadel vs. Mid-Atlantic Christian 11/12/18
	23	The Citadel vs. High Point 11/27/18
4.	22	Georgia Southern vs. Chattanooga 1/17/05
	22	The Citadel vs. UNCG 2/28/19
	22	Samford vs. Belhaven 12/21/20
	22	Furman vs. North Greenville 11/9/21
	22	VMI vs. Carlow 11/9/21
	22	Chattanooga vs. Covenant 11/19/22
10.	21	Furman vs. Virginia Intermont 12/29/04
	21	VMI vs. Johnson 11/18/14
	21	The Citadel vs. Ogelthorpe 11/10/17
	21	Furman vs. North Greenville 11/15/18
	21	VMI vs. Campbellsville-Harrodsburg 12/15/20
	21	Furman vs. South Carolina State 12/21/20
	21	Furman vs. Western Carolina 1/19/22

	Rebounds	
Game		
1.	78	George Wash. vs. Georgetown 1968-69
2.	76	Davidson vs. VMI 1/8/70
3.	70	VMI vs. Mid-Atlantic Christian 12/2/14
4.	69	The Citadel vs. Morris 11/15/22
5.	68	Davidson vs. Emory 11/9/07
6.	67	The Citadel vs. Clemson 11/25/00
	67	The Citadel vs. Johnson 11/13/16
8.	65	Georgia Southern vs. UC Davis 11/12/06
9.	64	ETSU vs. Reinhardt 12/3/18
	64	Western Carolina vs. Brescia 11/13/22

	Free-throw percentage	
Game (minimum 14 made)		
	Pct.	FT-FTA
1.	100.0	31-31 Marshall vs. Davidson 12/17/79
2.	21-21	Davidson vs. Chattanooga 1/14/78
	21-21	The Citadel vs. Col. of Charleston 1/13/88
4.	20-20	The Citadel vs. Army 11/9/13
5.	19-19	Davidson vs. Furman 1/10/63
	19-19	The Citadel vs. VMI 1968
	19-19	ETSU vs. UNCG 3/6/17
8.	18-18	Western Caro. vs. Davidson 1/5/02
	18-18	The Citadel vs. ETSU 2/26/15
10.	17-17	Western Carolina vs. App State 1/15/11
	17-17	The Citadel at VMI 1/21/23

	INDIVIDUAL	
Blocked shots		
Career		
1.	349	Kyle Hines, UNCG 2004-08
2.	308	Rans Brempong, WCU 2001-05
3.	270	Justin Tuoyo, UTC 2014-17
4.	269	George Singleton, FUR 1981-84
5.	238	Jody Lumpkin, CofC 1998-01
6.	222	James Dickey, UNCG 2016-20
7.	220	Jeremy Clayton, APP 2004-08
8.	215	Kirill Misyuchenko, CIT 1995-98
9.	213	Lucas Troutman, Elon 2010-14
10.	202	Lewis Preston, VMI 1990-93

	200	Jake Stephens, VMI/UTC 2018-pr.

SoCON COACHING RECORDS

Career (yrs.)	School (yrs.)	SoCon (yrs.)
191-232 (14th)	58-88 (5th)	33-52 (5th)
23-31 (2nd)	Same	11-16 (2nd)
127-53 (6th)	Same	70-26 (6th)
75-98 (6th)	58-54 (4th)	30-32 (4th)
205-173 (12th)	31-23 (2nd)	17-10 (2nd)
41-32 (3rd)	Same	20-18 (3rd)
84-150 (8th)	11-11 (1st)	37-94 (8th)
5-17 (1st)	Same	0-9 (1st)
22-32 (2nd)	Same	9-18 (2nd)
7-6 (1st)	Same	4-5 (1st)

Coach, school
Ed Conroy, The Citadel
Desmond Oliver, ETSU
Bob Richey, Furman
Greg Gary, Mercer
Mike Jones, UNCG
Bucky McMillan, Samford
Dan Earl, Chattanooga
Andrew Wilson, VMI
Justin Gray, Western Carolina
Dwight Perry, Wofford (interim)

SoCON PLAYERS OF THE WEEK

Nov. 14	Jake Stephens, Gr., C, Chattanooga
Nov. 21	Mike Bothwell, 5th, G, Furman
Nov. 28	Jake Stephens, Gr., C, Chattanooga
Dec. 5	Jake Stephens, Gr., C, Chattanooga
Dec. 12	Jake Stephens, Gr., C, Chattanooga
Dec. 19	Jake Stephens, Gr., C, Chattanooga
Dec. 26	Jackson Paveletzke, Fr., G, Wofford
Jan. 2	Logan Dye, Sr., F, Samford
Jan. 9	Jake Stephens, Gr., C, Chattanooga
Jan. 16	Jordan King, Jr., G, ETSU
Jan. 23	Jermaine Marshall, Jr., F, Samford
Jan. 30	
Feb. 6	
Feb. 13	
Feb. 20	
Feb. 27	

SoCON PLAYERS OF THE MONTH

November	Jake Stephens, Gr., C, Chattanooga
December	Jake Stephens, Gr., C, Chattanooga
January	
February	

NATIONAL HONORS

USBWA Oscar Robertson Trophy Midseason Watch List
Jake Stephens, Gr., C, Chattanooga

Karl Malone Award Watch List
Jalen Slawson, 5th, F, Furman

Lou Henson Award Watch List
Mike Bothwell, 5th, G, Furman
Jalen Slawson, 5th, F, Furman
Ques Glover, Jr., G, Samford
Jake Stephens, Gr., C, Chattanooga

Field of 68 National Player of the Week
Dec. 19.....Mike Bothwell, 5th, G, Furman

USBWA Oscar Robertson National Player of the Week
Dec. 20.....Jake Stephens, Gr., C, Chattanooga

DID YOU KNOW?

- First conducted in 1921, the SoCon men's basketball tournament is the nation's oldest college conference tournament. The 2023 tournament will be the 103rd edition.

- Furman's Frank Selvy scored an NCAA-record 100 points on Feb. 13, 1954. His record still stands.

- Western Carolina's Ronnie Carr hit the first 3-point basket in NCAA history on Nov. 29, 1980.

- Wofford's Fletcher Magee finished his career in 2019 as the NCAA Division I record-holder with 509 made 3-pointers.

SPECIALTY STATS LEADERS

40-point games

	Ovr.	SoCon
Jordan King, ETSU	1	1

30-point games

	Ovr.	SoCon
Jake Stephens, UTC	4	2
Mike Bothwell, FUR	2	0
Jordan King, ETSU	1	1

20-point games

	Ovr.	SoCon
Mike Bothwell, FUR	10	4
Jake Stephens, UTC	10	3
Stephen Clark, CIT	7	3
Jalyn McCreary, MER	7	2
Sean Conway, VMI	6	1
Jackson Paveletzke, WOF	6	2
Jalen Slawson, FUR	5	3
Jamal Johnson, UTC	5	3
Asher Woods, VMI	5	1
Austin Ash, CIT	4	0
Jalen Haynes, ETSU	4	2
Marcus Foster, FUR	4	3
Logan Dye, SAM	4	3
Vonterius Woolbright, WCU	4	3
B.J. Mack, WOF	4	2
Jordan King, ETSU	3	2
JP Pegues, FUR	3	1
Tony Felder, VMI	3	0
Tre Jackson, WCU	3	1
Justice Smith, ETSU	2	1
Garrett Hein, FUR	2	1
Keondre Kennedy, UNCG	2	0
Keyshaun Langley, UNCG	2	2
Ques Glover, SAM	2	1
Tyzhaun Claude, WCU	2	0
Russell Jones Jr., WCU	2	2
Madison Durr, CIT	1	0
Elijah Morgan, CIT	1	0
Josh Taylor, ETSU	1	0
DeAnthony Tipler, ETSU	1	0
Luis Hurtado Jr., MER	1	0
Kamar Robertson, MER	1	0
Shawn Walker Jr., MER	1	0
Michael Zanon, MER	1	0
Mikeyal Brown-Jones, UNCG	1	0
Achor Achor, SAM	1	0
Jermaine Marshall, SAM	1	1
Sam Alexis, UTC	1	0
Rickey Bradley, VMI	1	0
Devin Butler, VMI	1	0
Carson McCorkle, WOF	1	1

20-rebound games

	Ovr.	SoCon
Jake Stephens, UTC	1	0

10-rebound games

	Ovr.	SoCon
Jake Stephens, UTC	11	4
Jalen Slawson, FUR	6	2
Tyzhaun Claude, WCU	6	1
David Craig, MER	4	0
Keondre Kennedy, UNCG	4	2
Jermaine Marshall, SAM	4	4
Stephen Clark, CIT	3	1
Jaden Seymour, ETSU	3	1
Sean Conway, VMI	3	1
Jalen Haynes, ETSU	2	1
Josh Taylor, ETSU	2	0
Garrett Hein, FUR	2	0
Luis Hurtado Jr., MER	2	0
Mohammed Abdulsalam, UNCG	2	0
Mikeyal Brown-Jones, UNCG	2	1
Sam Alexis, UTC	2	0
Marcus Kell, WCU	2	0
Vonterius Woolbright, WCU	2	0
Messiah Jones, WOF	2	1
Austin Ash, CIT	1	0
Madison Durr, CIT	1	1
Taeshaud Jackson, CIT	1	1
David Maynard, CIT	1	0
Brady Spence, CIT	1	0
Marcus Foster, FUR	1	1
Tyrese Hughey, FUR	1	0
Ben VanderWal, FUR	1	1
TJ Grant, MER	1	0
Jalyn McCreary, MER	1	1
Jah Quinones, MER	1	1

Base Leyte, UNCG	1	0
Achor Achor, SAM	1	0
Bubba Parham, SAM	1	0
Demetrius Davis, UTC	1	0
Rickey Bradley, VMI	1	0
Asher Woods, VMI	1	1
Marlow Gilmore, WCU	1	0
Kyler Filewich, WOF	1	0
Amarri Tice, WOF	1	0

10-assist games

	Ovr.	SoCon
Luis Hurtado Jr., MER	1	0
Jaron Rillie, SAM	1	1
Rickey Bradley, VMI	1	0
DJ Campbell, WCU	1	0
Vonterius Woolbright, WCU	1	1
Jackson Paveletzke, WOF	1	0

5-block games

	Ovr.	SoCon
Jake Stephens, UTC	3	1
Stephen Clark, CIT	2	2

5-steal games

	Ovr.	SoCon
Jordan King, ETSU	1	1
Keyshaun Langley, UNCG	1	1
Jaron Rillie, SAM	1	1
Devin Butler, VMI	1	0
Russell Jones Jr., WCU	1	0
Corey Tripp, WOF	1	0

Double-doubles

	Ovr.	SoCon
Jake Stephens, UTC	11	4
Jalen Slawson, FUR	6	2
Tyzhaun Claude, WCU	6	1
Keondre Kennedy, UNCG	4	2
Jermaine Marshall, SAM	4	4
Jaden Seymour, ETSU	3	1
David Craig, MER	3	0
Luis Hurtado Jr., MER*	3	0
Vonterius Woolbright, WCU*	3	1
Stephen Clark, CIT	2	1
Jalen Haynes, ETSU	2	1
Sam Alexis, UTC	2	0
Sean Conway, VMI	2	0
Marcus Kell, WCU	2	0
Austin Ash, CIT	1	0
Madison Durr, CIT	1	1
Josh Taylor, ETSU	1	0
Marcus Foster, FUR	1	1
Tyrese Hughey, FUR	1	0
Ben VanderWal, FUR	1	1
Jalyn McCreary, MER	1	1
Mohammed Abdulsalam, UNCG	1	0
Base Leyte, UNCG	1	0
Achor Achor, SAM	1	0
Bubba Parham, SAM	1	0
Demetrius Davis, UTC	1	0
DJ Campbell, WCU*	1	0
Marlow Gilmore, WCU	1	0
Kyler Filewich, WOF	1	0
Messiah Jones, WOF	1	0
Jackson Paveletzke, WOF*	1	0

30/20 games

	Ovr.	SoCon
Jake Stephens, UTC	1	0

30/10 games

	Ovr.	SoCon
Jake Stephens, UTC	4	2

20/20 games

	Ovr.	SoCon
Jake Stephens, UTC	1	0

20/10 games

	Ovr.	SoCon
Jake Stephens, UTC	9	3
Jalen Slawson, FUR	3	2
Stephen Clark, CIT	1	0
Jalen Haynes, ETSU	1	1
Marcus Foster, FUR	1	1
Sam Alexis, UTC	1	0
Sean Conway, VMI	1	0
Tyzhaun Claude, WCU	1	0
Jackson Paveletzke, WOF*	1	0

* 1 via points/assists

3-POINTER STREAKS

• Four Southern Conference players have streaks of at least 10 games with at least one made 3-pointer, led by The Citadel's Austin Ash, whose 23-game stretches back to his final two games in an Iowa uniform. ETSU's Jordan King saw his streak of 34 straight games with a made 3 snapped in an 0-for-4 effort against Furman on Jan. 7.

Consecutive games with a 3-pointer

Player, school, class	'22-23	'21-22	Total
Austin Ash, CIT, Gr.	21	2*	23
Tre Jackson, WCU, Sr.	21	x	21
Jamal Johnson, UTC, Sr.	20	x	20
Bubba Parham, SAM, Sr.	10	x	10

* Streak began at previous school

• As a team, ETSU has the fourth-longest active streak in the NCAA at 1,114 consecutive games with a made 3-pointer. The last time the Bucs failed to make at least one triple was in an 0-for-8 showing against Davidson on Feb. 16, 1987.

Preseason predictions

Furman is the preseason favorite to win the 2022-23 Southern Conference men's basketball title in polling of the league's 10 men's basketball coaches and media. Jake Stephens, a graduate transfer at Chattanooga after four years at VMI, is the coaches' preseason player of the year selection after finishing second in the league in scoring (19.6 ppg) and rebounding (9.0 rpg) last season. He also led the league in field-goal percentage (.551) and 3-point field-goal percentage (.490).

Preseason Player of the Year

Jake Stephens, Gr., C, Chattanooga

Preseason All-Southern Conference Team

Jordan King, Jr., G, ETSU
 Mike Bothwell, 5th, G, Furman
 Jalen Slawson, 5th, F, Furman
 Logan Dye, Sr., F, Samford
 Ques Glover, Jr., G, Samford
 Jermaine Marshall, Jr., F, Samford
 Bubba Parham, Sr., G, Samford
 Jake Stephens, Gr., C, Chattanooga
 Messiah Jones, Sr., F, Wofford
 B.J. Mack, Sr., F/C, Wofford

Coaches poll		Media poll	
Team (1st)	Total	Team (1st)	Total
1. Furman (6)	78	1. Furman (18)	263
2. Samford (4)	74	2. Chattanooga (3)	231
3. UNCG	63	3. Samford (5)	223
4. Chattanooga	60	4. UNCG (1)	201
5. Wofford	41	5. Wofford	168
6. ETSU	40	6. ETSU	138
7. Mercer	39	7. Mercer (1)	137
8. Western Carolina	29	8. Western Carolina	79
9. The Citadel	17	9. The Citadel	57
10. VMI	9	10. VMI	43

MID-MAJOR TOP 25

CollegiateInsider.com Mid-Major Top 25

School (1st-place)	PS	N14	N21	N28	D5	D12	D19	D26	J2	J9	J16	J23
Gonzaga (24)	1	1	1	1	1	1	1	1	1	1	1	1
Charleston (7)	-	-	8	3	2	2	2	2	2	2	2	2
Saint Mary's	3	2	2	4	5	3	3	3	3	3	3	3
Kent State	7	6	4	5	4	4	4	4	4	4	4	4
Louisiana	13	8	7	8	7	6	5	6	11	10	6	5
UC Santa Barbara	16	12	15	13	15	15	11	11	8	5	7	6
Oral Roberts	12	15	16	-	-	24	16	14	10	6	8	7
Marshall	-	-	-	-	24	14	14	12	16	17	9	8
Southern Illinois	14	20	21	22	25	-	-	-	23	24	10	9
Southern Miss	-	-	-	18	18	12	8	10	5	7	11	10
Seattle	-	-	-	-	25	-	-	-	-	-	18	11
Iona	9	10	11	15	14	8	9	9	7	12	17	12
Liberty	5	9	14	16	20	-	-	25	22	23	19	13
Santa Clara	-	-	-	-	22	-	-	17	16	18	20	13
UNCW	-	-	-	-	-	-	20	18	15	11	14	15
Belmont	21	22	-	-	-	-	-	-	-	-	-	16
Drake	2	4	3	2	3	5	7	5	6	8	5	17
Utah Valley	-	-	-	-	-	-	-	-	25	14	16	18
Toledo	4	5	5	9	13	10	13	13	13	16	23	19
Milwaukee	-	-	-	-	-	-	-	-	-	-	-	20
Loyola Maryland	-	-	-	-	-	-	-	-	-	-	-	21
Sam Houston	-	18	10	6	8	7	6	7	9	13	22	22
Southern Utah	-	-	-	-	-	-	-	-	-	-	21	23
UMass-Lowell	-	-	-	-	-	25	25	21	17	19	25	24
Stephen F. Austin	-	-	-	-	-	-	-	-	-	18	20	25
BYU	10	11	9	20	-	-	-	-	20	22	12	-
Indiana State	-	-	24	24	11	11	12	15	14	9	15	-
Cornell	-	-	-	-	-	-	-	-	-	-	24	-
Yale	-	-	-	23	12	13	10	8	12	15	-	-
Furman	6	3	12	10	9	19	24	20	24	21	-	-
Princeton	-	-	-	-	-	-	-	-	-	25	-	-
James Madison	-	-	-	-	-	22	15	23	19	-	-	-
Bradley	-	-	-	-	-	-	19	21	-	-	-	-
San Francisco	-	-	19	19	21	21	22	17	-	-	-	-
Northwestern State	-	-	-	-	23	18	19	22	-	-	-	-
Grand Canyon	11	14	13	14	10	23	23	24	-	-	-	-
Towson	8	7	6	7	6	9	18	-	-	-	-	-
UC Irvine	-	13	18	11	16	16	21	-	-	-	-	-
Bryant	23	23	23	12	17	17	-	-	-	-	-	-
Hofstra	24	16	17	17	19	-	-	-	-	-	-	-
Norfolk State	20	21	22	21	-	-	-	-	-	-	-	-
Akron	18	19	20	-	-	-	-	-	-	-	-	-
New Mexico State	22	25	25	-	-	-	-	-	-	-	-	-
South Dakota State	15	17	-	-	-	-	-	-	-	-	-	-
Purdue-Fort Wayne	17	24	-	-	-	-	-	-	-	-	-	-
NKU	19	-	-	-	-	-	-	-	-	-	-	-
Longwood	25	-	-	-	-	-	-	-	-	-	-	-

OTHERS RECEIVING VOTES: BYU 71, **Samford 66**, **Furman 64**, Princeton 63, Akron 58, Colgate 55, Cornell 39, UC Irvine 35, UNC Asheville 28, Eastern Washington 26, Quinnipiac 22, Hawaii 20, Ball State 19, Indiana State 19, Kennesaw State 19, Bradley 16, Norfolk State 15, James Madison 14, Towson 12, Youngstown State 12, UC Riverside 8, San Francisco 7, Siena 7, Eastern Kentucky 6, **UNCG 5**, Hofstra 4, SIUE 4, Northern Kentucky 2, Stetson 2, Longwood 1, Yale 1.

OTHER NATIONAL RANKINGS

SoCon in the NET Rankings (Jan. 27)

108	Furman
123	UNCG
134	Samford
173	Chattanooga
219	Wofford
241	Mercer
263	Western Carolina
269	ETSU
300	The Citadel
347	VMI

SoCon in the RPI (via WarrenNolan.com, Jan. 27)

128	UNCG
134	Furman
161	Samford
204	Chattanooga
240	Wofford
259	The Citadel
263	Mercer
274	Western Carolina
321	ETSU
347	VMI

THE SOCON ON TELEVISION

The SoCon will have five regular-season games on ESPNU and five on CBS Sports Network this season. The league will also continue to have its weekly Ingles SoCon Game of the Week on select Nexstar affiliates during league play.

Additionally, the quarterfinals of the Ingles SoCon Basketball Championship will air on select Nexstar affiliates, the semifinals will air on either ESPN2 or ESPN and the final will air on ESPN.

SoCon AMONG NCAA DI STATISTICS LEADERS (TOP 25)

TEAM

Assist/turnover ratio

14. Furman, 1.48

Assists per game

9. Furman, 17.7

Bench points per game

24. Samford, 27.82

Effective FG pct.

8. Furman, .569
17. Chattanooga, .556

Field-goal percentage

16. Furman, 48.8

Field-goal percentage defense

24. UNCG, 39.6

Fouls per game

9. Wofford, 13.6

Free-throw attempts per game

21. Samford, 22.7

Free-throw percentage

13. The Citadel, 77.2

Free-throws made per game

13. Samford, 16.9

Scoring offense

12. Furman, 82.8

3-point attempts per game

1. Chattanooga, 31.0
11. Furman, 28.0
15. VMI, 27.1
20. Western Carolina, 26.6

3-pointers per game

2. Chattanooga, 11.5
12. VMI, 10.0
15. Furman, 9.8

INDIVIDUAL

Assist/turnover ratio

1. Dalvin White, UTC, 4.00

Blocks

15. Jake Stephens, UTC, 47
24. Stephen Clark, CIT, 41

Blocks per game

14. Jake Stephens, UTC, 2.35

Double-doubles

7. Jake Stephens, UTC, 11

Field goals

15. Jalyn McCreary, MER, 152
21. Mike Bothwell, FUR, 150
21. Jake Stephens, UTC, 150

Free-throw attempts

19. Tyzhaun Claude, WCU, 135

Minutes per game

7. Austin Ash, CIT, 37:14

Points

12. Jake Stephens, UTC, 435
14. Mike Bothwell, FUR, 430

Points per game

7. Jake Stephens, UTC, 21.8

Rebounds

19. Jake Stephens, UTC, 204

Rebounds (defensive) per game

7. Jake Stephens, UTC, 7.80

Rebounds per game

14. Jake Stephens, UTC, 10.2

Steals

25. Kobe Langley, UNCG, 44

3-point attempts

7. Austin Ash, CIT, 186
15. Tre Jackson, WCU, 173

3-point percentage

19. Tre Jackson, WCU, 42.8
24. Keyshaun Langley, UNCG, 41.8

3-pointers per game

7. Tre Jackson, WCU, 3.52
14. Austin Ash, CIT, 3.29

Total 3-pointers made

7. Tre Jackson, WCU, 74
11. Austin Ash, CIT, 69

SoCon vs. OTHER CONFERENCES

HOME TEAMS UNDERLINED ALL TIMES EASTERN

America East Conference (1-0)

11/22 UNCG 76, UMBC 72

American Athletic Conference (0-2)

11/8 East Carolina 77, Mercer 75
12/4 UCF 80, Samford 77 (OT)

ASUN Conference (0-6)

11/23 Lipscomb 72, Chattanooga 66
12/2 Kennesaw State 66, Mercer 63
12/3 Jacksonville State 63, ETSU 61
12/10 FGCU 67, Mercer 62
12/14 Queens 78, ETSU 75
12/22 Eastern Kentucky 68, UNCG 64

Atlantic 10 Conference (0-4)

11/7 Richmond 69, VMI 48
11/13 Davidson 75, VMI 71
12/7 Davidson 72, Western Carolina 64
12/22 Fordham 80, VMI 77 (OT)

Atlantic Coast Conference (0-5)

11/7 Clemson 80, The Citadel 69
11/11 Miami (Fla.) 79, UNCG 65
11/21 Florida State 81, Mercer 72
12/13 NC State 92, Furman 73
12/13 North Carolina 100, The Citadel 67

Big East Conference (0-2)

11/19 Butler 89, The Citadel 42
11/30 DePaul 103, Samford 98 (OT)

Big Sky Conference (1-0)

11/25 UNCG 77, Montana State 66
(Northern Classic; Laval, Quebec, Canada)

Big South Conference (8-9)

11/10 The Citadel 70, Presbyterian 58
11/12 High Point 91, Wofford 80
11/18 Longwood 90, VMI 58
11/18 Wofford 60, Gardner-Webb 58
11/19 Mercer 77, Winthrop 68
11/26 UNC Asheville 73, Western Carolina 61
11/29 Presbyterian 72, VMI 57
11/30 The Citadel 76, Charleston Southern 73
11/30 Gardner-Webb 71, Western Carolina 55
12/1 Wofford 76, Presbyterian 63
12/3 Chattanooga 82, Gardner-Webb 71
12/3 USC Upstate 79, Western Carolina 64
12/6 High Point 85, Furman 82
12/10 VMI 77, Radford 74
12/10 Furman 82, Winthrop 67
12/17 Longwood 75, The Citadel 70
12/17 UNC Asheville 74, ETSU 73

Big Ten Conference (0-2)

11/10 Maryland 71, Western Carolina 51
11/17 Penn State 73, Furman 68
(Shriners Children's Charleston Classic; Charleston, S.C.)

Colonial Athletic Association (3-6)

11/7 College of Charleston 85, Chattanooga 78
11/11 ETSU 77, Elon 64
(Asheville Championship at Asheville, N.C.)
11/17 Towson 56, UNCG 53
11/20 Wofford 78, North Carolina A&T 64
11/26 Hofstra 65, UNCG 53
(Northern Classic; Laval, Quebec, Canada)
11/27 Towson 70, Mercer 60
(Hostilo Hoops Community Classic; Savannah, Ga.)
11/30 North Carolina A&T 73, UNCG 56
12/3 College of Charleston 79, The Citadel 57
12/3 UNCG 65, Elon 61

Conference USA (1-1)

11/25 Louisiana Tech 79, Samford 76
12/15 Chattanooga 82, Middle Tennessee 73

Division I Independent (0-0)

1/30 Chicago State at The Citadel, 7 p.m.

Horizon League (3-0)

11/25 The Citadel 74, IUPUI 53
(Big Easy Classic; New Orleans, La.)
11/25 Mercer 72, Robert Morris 66
(Hostilo Hoops Community Classic; Savannah, Ga.)
12/6 Chattanooga 88, Milwaukee 76

Metro Atlantic Athletic Conference (1-0)

11/26 Mercer 60, Fairfield 58
(Hostilo Hoops Community Classic; Savannah, Ga.)

Mid-Eastern Athletic Conference (1-2)

12/3 Furman 88, South Carolina State 76
12/17 South Carolina State 62, Samford 61
12/20 North Carolina Central 81, The Citadel 74

Missouri Valley Conference (3-2)

11/11 Furman 89, Belmont 74
11/14 Drake 80, Wofford 72
11/23 Samford 79, Valparaiso 49
11/26 Chattanooga 69, Murray State 66
12/18 Belmont 83, Chattanooga 79 (OT)
12/21 Samford at Belmont, 7:30 p.m.

Non-Division I (25-1)

11/7 UNCG 93, Johnson & Wales 60
(Fleming Gymnasium)
11/7 ETSU 88, Emory & Henry 66
11/7 Furman 91, North Greenville 55
11/7 Wofford 120, Bob Jones 48
11/7 Samford 109, Anderson 85
11/10 Chattanooga 93, Oakland City 49
11/10 VMI 100, Penn State New Kensington 58
11/10 Samford 80, Spring Hill 61
11/11 Mercer 118, Milligan 64
11/12 Samford 90, Belhaven 38
11/13 Western Carolina 112, Brescia 45
11/15 The Citadel 109, Morris College 66
11/19 Chattanooga 108, Covenant 55
11/23 Wofford 70, North Greenville 59
11/25 Furman 102, Tusculum 74
11/26 VMI 108, Regent 58
11/27 Tennessee Southern 84, Samford 82
11/30 ETSU 84, Mars Hill 56
12/6 Mercer 100, Middle Georgia State 62
12/7 VMI 106, Carlow 67
12/10 Chattanooga 97, Johnson University 47
12/10 Western Carolina 99, Brevard 55
12/17 Wofford 107, Montreat 65
12/18 UNCG 120, Warren Wilson 48
(Fleming Gymnasium)
12/19 Furman 106, Anderson 79
12/20 Western Carolina 117, Toccoa Falls 50

Northeast Conference (0-1)

11/20 Farleigh Dickinson 93, VMI 89
(JK54 Classic; Farmville, Va.)

Ohio Valley Conference (5-3)

11/17 ETSU 84, Little Rock 76
11/19 SIUE 93, VMI 67
(JK54 Classic at Farmville, Va.)
11/20 Western Carolina 90, Lindenwood 88 (OT)
(McNeese State MTE; Lake Charles, La.)
11/20 Tennessee Tech 69, ETSU 62
11/30 Chattanooga 81, Tennessee Tech 74
12/11 Morehead State 61, ETSU 57
12/17 Mercer 79, Morehead State 52
12/17 Western Carolina 75, Tennessee Tech 65

Patriot League (1-1)

12/3 VMI 80, Navy 72
12/13 American 69, VMI 61

Southeastern Conference (2-8)

11/7 Georgia 68, Western Carolina 55
11/15 Ole Miss 70, Chattanooga 58
11/20 Furman 79, South Carolina 60
(Shriners Children's Charleston Classic at Charleston, S.C.)
11/27 Georgia 62, ETSU 47
11/27 LSU 78, Wofford 75
12/3 Vanderbilt 65, Wofford 62
12/6 #9 Arkansas 65, UNCG 58
12/20 Wofford 67, Texas A&M 62

America East Conference.....	1-0
American Athletic Conference.....	0-2
ASUN Conference.....	0-6
Atlantic 10 Conference.....	0-4
Atlantic Coast Conference.....	0-5
Big East Conference.....	0-2
Big Sky Conference.....	1-0
Big South Conference.....	8-9
Big Ten Conference.....	0-2
Colonial Athletic Association.....	3-6
Conference USA.....	1-1
Division I Independents.....	0-0
Horizon League.....	3-0
Metro Atlantic Athletic Conference.....	1-0
Mid-Eastern Athletic Conference.....	1-2
Missouri Valley Conference.....	3-2
Non-Division I opponents.....	25-1
Northeast Conference.....	0-1
Ohio Valley Conference.....	5-3
Patriot League.....	1-1
Southeastern Conference.....	2-8
Southland Conference.....	3-0
Southwestern Athletic Conference.....	2-0
Summit League.....	0-1
Sun Belt Conference.....	4-6
Western Athletic Conference.....	1-1

Total.....	65-63
Home.....	44-15
Away.....	12-39
Neutral.....	9-9
vs. Top 25.....	0-1

12/21 Georgia 72, Chattanooga 65
12/21 LSU 72, ETSU 68

Southland Conference (3-0)

11/18 Western Carolina 88, McNeese 69
11/19 Western Carolina 98, Lamar 91 (OT)
(McNeese State MTE at Lake Charles, La.)
11/23 The Citadel 72, New Orleans 65

Southwestern Athletic Conference (2-0)

11/17 Samford 84, Alabama A&M 64
11/20 Samford 78, Texas Southern 63

Summit League (0-1)

11/24 Denver 74, The Citadel 71
(Big Easy Classic; New Orleans, La.)


Sun Belt Conference (4-6)

11/13 Louisiana 81, ETSU 77
(Asheville Championship; Asheville, N.C.)
11/15 Georgia State 85, Mercer 83 (OT)
11/18 Old Dominion 82, Furman 77
(Shriners Children's Charleston Classic; Charleston, S.C.)
11/23 App State 74, ETSU 70
11/29 Furman 65, App State 61
12/6 Wofford 71, Coastal Carolina 61
12/10 Georgia Southern 79, Wofford 57
12/10 Louisiana 75, Samford 58
12/13 UNCG 75, Marshall 67
12/21 Mercer 82, Troy 79

Western Athletic Conference (1-1)

11/27 Stephen F. Austin 75, UNCG 58
(Northern Classic; Laval, Quebec, Canada)
12/17 Furman 72, Stephen F. Austin 70
(Greenville Winter Invitational/Bon Secours Wellness Arena)

All times Eastern
Schedule subject to change




The Citadel

(9-12, 4-5 SoCon)

N7	at Clemson (ACC Network Extra)	L, 69-80
N10	PRESBYTERIAN (ESPN+)	W, 70-58
N15	MORRIS COLLEGE (ESPN+)	W, 109-66
N19	at Butler (FS2)	L, 42-89
N23	at New Orleans^ (ESPN+)	W, 72-65
N24	vs. Denver^ (ESPN+)	L, 71-74
N25	vs. IUPUI^ (ESPN+)	W, 74-53
N30	at Charleston Southern (ESPN+)	W, 76-73
D3	COLLEGE OF CHARLESTON (ESPN+)	L, 57-79
D13	at North Carolina (ESPN2)	L, 67-100
D17	LONGWOOD (ESPN+)	L, 70-75
D20	at North Carolina Central (NCCU Sports Network)	L, 74-81
D29	*CHATTANOOGA (ESPN+)	W, 76-68
D31	*SAMFORD (ESPN+)	L, 63-75
J4	*at Furman (ESPN+)	L, 72-97
J7	*at Wofford (ESPN+)	L, 57-77
J11	*ETSU (ESPN+)	L, 74-96
J14	*WESTERN CAROLINA (ESPN+)	W, 65-61
J19	*at UNCG (ESPN+)	L, 60-70
J21	*at VMI (ESPN+)	W, 60-52
J25	*at Western Carolina (ESPN+)	W, 81-70
J28	*MERCER (ESPN+)	1 p.m.
J30	CHICAGO STATE (ESPN+)	7 p.m.
F2	*VMI (ESPN+)	7 p.m.
F4	*UNCG (ESPN+)	1 p.m.
F8	*at Chattanooga (ESPN+)	7 p.m.
F11	*at Samford (ESPN+)	3 p.m.
F15	*FURMAN (ESPN+)	7 p.m.
F18	*WOFFORD (ESPN+)	1 p.m.
F22	*at ETSU (ESPN+)	7 p.m.
F25	*at Mercer (ESPN+)	TBA
M3-6	at Ingles SoCon Championship (Asheville, N.C.)	

^ - Big Easy Classic (New Orleans, La.)




ETSU

(8-14, 4-5 SoCon)

N7	EMORY & HENRY (ESPN+)	W, 88-66
N11	vs. Elon^ (ESPN+)	W, 77-64
N13	vs. Louisiana^ (ESPN)	L, 77-81
N17	LITTLE ROCK (ESPN+)	W, 84-76
N20	at Tennessee Tech (ESPN+)	L, 62-69
N23	APP STATE (ESPN+)	L, 70-74
N27	at Georgia (SEC Network)	L, 47-62
N30	MARS HILL (ESPN+)	W, 84-56
D3	JACKSONVILLE STATE (ESPN+)	L, 61-63
D11	at Morehead State (ESPN+)	L, 57-61
D14	QUEENS (ESPN+)	L, 75-78
D17	UNC ASHEVILLE (WCYB/ESPN+)	L, 73-74
D21	at LSU (SEC Network Plus)	L, 68-72
D29	*at Wofford (ESPN+)	W, 73-71
D31	*at VMI (ESPN+)	W, 64-50
J4	*WESTERN CAROLINA (ESPN+)	L, 60-71
J7	*FURMAN (WCYB/ESPN+)	L, 56-70
J11	*at The Citadel (ESPN+)	W, 96-74
J14	*MERCER (ESPN+)	L, 55-68
J18	*SAMFORD (ESPN+)	L, 59-69
J21	*at Chattanooga (ESPN+)	W, 78-62
J25	*at Mercer (ESPN+)	L, 67-71
J28	*CHATTANOOGA (ESPN+)	4 p.m.
F1	*WOFFORD (ESPN+)	7 p.m.
F4	*at Samford (ESPN+)	3 p.m.
F7	*at UNCG (ESPN)	7 p.m.
F10	*VMI (ESPN+)	7 p.m.
F15	*at Western Carolina (ESPN+)	7 p.m.
F19	*at Furman (ESPN)	6 p.m.
F22	*THE CITADEL (ESPN+)	7 p.m.
F25	*UNCG (WCYB/ESPN+)	4 p.m.
M3-6	at Ingles SoCon Championship (Asheville, N.C.)	

^ - Asheville Championship (Asheville, N.C.)




Furman

(16-6, 7-2 SoCon)

N7	NORTH GREENVILLE (ESPN+)	W, 91-55
N11	BELMONT (ESPN+)	W, 89-74
N17	vs. Penn State^ (ESPN)	L, 68-73
N18	vs. Old Dominion^ (ESPN)	L, 77-82
N20	vs. South Carolina^ (ESPNEWS)	W, 79-60
N25	TUSCULUM (ESPN+)	W, 102-74
N29	at App State	W, 65-61
D3	SOUTH CAROLINA STATE (ESPN+)	W, 88-76
D6	HIGH POINT (ESPN+)	L, 82-85
D10	WINTHROP (ESPN+)	W, 82-67
D13	at NC State (ACC Network)	L, 73-92
D17	vs. Stephen F. Austin# (YouTube)	W, 72-70
D19	ANDERSON (ESPN+)	W, 106-79
D29	*VMI (ESPN+)	W, 85-62
D31	*at Western Carolina (ESPN+)	L, 67-79
J4	*THE CITADEL (ESPN+)	W, 97-72
J7	*at ETSU (WCYB/ESPN+)	W, 70-56
J11	*at Mercer (ESPN+)	W, 84-66
J14	*UNCG (ESPN+)	L, 80-88 (OT)
J18	*at Chattanooga (ESPN+)	W, 77-69
J22	*at Wofford (ESPN)	W, 96-82
J25	*SAMFORD (ESPN+)	W, 91-84 (OT)
J29	*at UNCG (ESPN+)	3 p.m.
F1	*CHATTANOOGA (ESPN+)	7 p.m.
F4	*WOFFORD & (CBS Sports Network)	6 p.m.
F8	*at VMI (ESPN+)	7 p.m.
F11	*WESTERN CAROLINA (ESPN+)	2 p.m.
F15	*at The Citadel (ESPN+)	7 p.m.
F19	*ETSU (ESPN)	6 p.m.
F22	*MERCER (ESPN+)	7 p.m.
F25	*at Samford (ESPN+)	3 p.m.
M3-6	at Ingles SoCon Championship (Asheville, N.C.)	

^ - Shriners Children's Charleston Classic (Charleston, S.C.)
- Greenville Winter Invitational (Bon Secours Wellness Arena)
& - Bon Secours Wellness Arena




Mercer

(10-12, 3-6 SoCon)

N8	at East Carolina (ESPN+)	L, 75-77
N11	MILLIGAN (ESPN+)	W, 118-64
N15	at Georgia State (ESPN+)	L, 83-85 (OT)
N19	WINTHROP (ESPN+)	W, 77-68
N21	at Florida State (ACC Network)	L, 72-81
N25	vs. Robert Morris^ (Event Live+)	W, 72-66
N26	vs. Fairfield^ (Event Live+)	W, 60-58
N27	vs. Towson^ (Event Live+)	L, 60-70
D2	KENNESAW STATE (ESPN+)	L, 63-66
D6	MIDDLE GEORGIA STATE (ESPN+)	W, 100-62
D10	at FGCU (ESPN+)	L, 62-67
D17	MOREHEAD STATE (ESPN+)	W, 79-52
D21	at Troy	W, 82-79
D28	*at Samford (ESPN)	L, 69-78
D31	*CHATTANOOGA (ESPN+)	L, 51-80
J4	*WOFFORD (ESPN+)	L, 52-53
J7	*at Western Carolina (ESPN+)	L, 45-73
J11	*FURMAN (ESPN+)	L, 66-84
J14	*at ETSU (ESPN+)	W, 68-55
J19	*at VMI (ESPN+)	W, 69-61
J21	*at UNCG (ESPN+)	L, 48-59
J25	*ETSU (ESPN+)	W, 71-67
J28	*at The Citadel (ESPN+)	1 p.m.
F2	*UNCG (ESPN+)	7 p.m.
F4	*VMI (ESPN+)	2 p.m.
F8	*SAMFORD (ESPN+)	7 p.m.
F11	*at Chattanooga (CBS Sports Network)	3:30 p.m.
F15	*at Wofford (ESPN+)	7 p.m.
F18	*WESTERN CAROLINA (ESPN+)	2 p.m.
F22	*at Furman (ESPN+)	7 p.m.
F25	*THE CITADEL (ESPN+)	TBA
M3-6	at Ingles SoCon Championship (Asheville, N.C.)	

^ - Hostilo Hoops Community Classic (Savannah, Ga.)




UNCG

(14-8, 8-1 SoCon)

N7	JOHNSON & WALES^ (ESPN+)	W, 93-60
N11	at Miami (Fla.) (ACC Network Extra)	L, 65-79
N17	TOWSON (ESPN+)	L, 53-56
N22	UMBC (ESPN+)	W, 76-72
N25	vs. Montana State# (Event Live+)	W, 77-66
N26	vs. Hofstra# (Event Live+)	L, 53-65
N27	vs. Stephen F. Austin# (Event Live+)	L, 58-75
N30	at North Carolina A&T (FloHoops)	L, 56-73
D3	at Elon (FloHoops)	W, 65-61
D6	at #9 Arkansas (SEC Network)	L, 58-65
D13	MARSHALL (ESPN+)	W, 75-67
D18	WARREN WILSON^ (ESPN+)	W, 120-48
D22	at Eastern Kentucky (ESPN+)	L, 64-68
D29	*at Western Carolina (ESPN+)	W, 72-47
D31	*at Wofford (ESPN+)	W, 73-64
J4	*CHATTANOOGA (ESPN+)	W, 73-61
J7	*SAMFORD (ESPN+)	L, 68-70
J11	*at VMI (ESPN+)	W, 72-57
J14	*at Furman (ESPN+)	W, 88-80 (OT)
J19	*THE CITADEL (ESPN+)	W, 70-60
J21	*MERCER (ESPN+)	W, 59-48
J25	*VMI (ESPN+)	W, 62-50
J29	*FURMAN (ESPN+)	3 p.m.
F2	*at Mercer (ESPN+)	7 p.m.
F4	*at The Citadel (ESPN+)	1 p.m.
F7	*ETSU (ESPN)	7 p.m.
F12	*WOFFORD (ESPN+)	3 p.m.
F15	*at Samford (ESPN+)	7:30 p.m.
F18	*at Chattanooga (CBS Sports Network)	12 p.m.
F22	*WESTERN CAROLINA (ESPN+)	7 p.m.
F25	*at ETSU (WCYB/ESPN+)	4 p.m.
M3-6	at Ingles SoCon Championship (Asheville, N.C.)	

^ - Fleming Gymnasium
- Northern Classic (Laval, Quebec, Canada)




Samford

(14-8, 8-1 SoCon)


N7	ANDERSON (ESPN+)	W, 109-85
N10	SPRING HILL (ESPN+)	W, 80-61
N12	BELHAVEN (ESPN+)	W, 90-38
N17	at Alabama A&M^ (YouTube)	W, 84-64
N20	TEXAS SOUTHERN (ESPN+)	W, 78-63
N23	VALPARAISO (ESPN+)	W, 79-49
N25	LOUISIANA TECH^ (ESPN+)	L, 76-79
N27	TENNESSEE SOUTHERN^ (ESPN+)	L, 82-84
N30	at DePaul (FS2)	L, 98-103 (OT)
D4	at UCF (ESPN+)	L, 77-80 (OT)
D10	at Louisiana (ESPN+)	L, 58-75
D17	at South Carolina State	L, 61-62
D21	at Belmont	L, 56-79
D28	*MERCER (ESPN)	W, 78-69
D31	*at The Citadel (ESPN+)	W, 75-63
J4	*VMI (ESPN+)	W, 87-78
J7	*at UNCG (ESPN+)	W, 70-68
J11	*WOFFORD (ESPN+)	W, 83-58
J14	*CHATTANOOGA (ESPN)	W, 75-74
J18	*at ETSU (ESPN+)	W, 69-59
J21	*WESTERN CAROLINA (ESPN+)	W, 74-65
J25	*at Furman (ESPN+)	L, 84-91 (OT)
J28	*at Wofford (CBS Sports Network)	1 p.m. CT
F1	*at Western Carolina (ESPN+)	6 p.m. CT
F4	*ETSU (ESPN+)	2 p.m. CT
F8	*at Mercer (ESPN+)	6 p.m. CT
F11	*THE CITADEL (ESPN+)	2 p.m. CT
F15	*UNCG (ESPN+)	6:30 p.m. CT
F18	*at VMI (ESPN+)	12 p.m. CT
F22	*at Chattanooga (ESPN+)	6 p.m. CT
F25	*FURMAN (ESPN+)	2 p.m. CT
M3-6	at Ingles SoCon Championship (Asheville, N.C.)	

^ - Tennessee Southern MTE



Chattanooga
(11-11, 3-6 SoCon)


N7	at College of Charleston (FloHoops)	L, 78-85
N10	OAKLAND CITY (ESPN+)	W, 93-49
N15	at Ole Miss (SEC Network+)	L, 58-70
N19	COVENANT (ESPN+)	W, 108-55
N23	LIPSCOMB (ESPN+)	L, 66-72
N26	MURRAY STATE (ESPN+)	W, 69-66
N30	at Tennessee Tech (ESPN+)	W, 81-74
D3	at Gardner-Webb (ESPN+)	W, 82-71
D6	MILWAUKEE (ESPN+)	W, 88-76
D10	JOHNSON UNIVERSITY (ESPN+)	W, 97-47
D15	at Middle Tennessee (ESPN+)	W, 82-73
D18	BELMONT (ESPN+)	L, 79-83 (OT)
D21	at Georgia (ESPN+/SEC Network Plus)	L, 65-72
D29	*at The Citadel (ESPN+)	L, 68-76
D31	*at Mercer (ESPN+)	W, 80-51
J4	*at UNCG (ESPN+)	L, 61-73
J7	* VMI (ESPN+)	W, 85-78
J11	* WESTERN CAROLINA (ESPN+)	W, 95-76
J14	*at Samford (ESPN+)	L, 74-75
J18	* FURMAN (ESPN+)	L, 69-77
J21	* ETSU (ESPN+)	L, 78-62
J25	* WOFFORD (ESPN+)	L, 80-85
J28	*at ETSU (ESPN+)	4 p.m.
F1	*at Furman (ESPN+)	7 p.m.
F4	*at Western Carolina (ESPN+)	2 p.m.
F8	* THE CITADEL (ESPN+)	7 p.m.
F11	* MERCER (CBS Sports Network)	3:30 p.m.
F15	*at VMI (ESPN+)	7 p.m.
F18	* UNCG (CBS Sports Network)	12 p.m.
F22	* SAMFORD (ESPN+)	7 p.m.
F25	*at Wofford (ESPN+)	TBA
M3-6	at Ingles SoCon Championship (Asheville, N.C.)	



VMI
(5-17, 0-9 SoCon)

N7	at Richmond (MASN2/ESPN+)	L, 48-69
N10	PENN STATE NEW KENSINGTON (ESPN+)	W, 100-58
N13	at Davidson (ESPN+)	L, 71-75
N18	at Longwood^ (ESPN+)	L, 58-90
N19	vs. SIUE^ (ESPN+)	L, 67-93
N20	vs. Farleigh Dickinson^ (ESPN+)	L, 89-93
N26	REGENT (ESPN+)	W, 108-58
N29	at Presbyterian (ESPN+)	L, 57-72
D3	NAVY (ESPN+)	W, 80-72
D7	CARLOW (ESPN+)	W, 106-67
D10	RADFORD (ESPN+)	W, 77-74
D13	at American (ESPN+)	L, 61-69
D22	at Fordham (ESPN+)	L, 77-80 (OT)
D29	*at Furman (ESPN+)	L, 62-85
D31	* ETSU (ESPN+)	L, 50-64
J4	*at Samford (ESPN+)	L, 78-87
J7	*at Chattanooga (ESPN+)	L, 78-85
J11	* UNCG (ESPN+)	L, 57-72
J14	*at Wofford (ESPN+)	L, 67-86
J19	* MERCER (ESPN+)	L, 61-69
J21	* THE CITADEL (ESPN+)	L, 52-60
J25	*at UNCG (ESPN+)	L, 50-62
J28	* WESTERN CAROLINA (ESPN+)	1 p.m.
F2	*at The Citadel (ESPN+)	7 p.m.
F4	*at Mercer (ESPN+)	2 p.m.
F8	* FURMAN (ESPN+)	7 p.m.
F10	*at ETSU (ESPN+)	7 p.m.
F15	* CHATTANOOGA (ESPN+)	7 p.m.
F18	* SAMFORD (ESPN+)	1 p.m.
F22	* WOFFORD (ESPN+)	7 p.m.
F25	*at Western Carolina (ESPN+)	4 p.m.
M3-6	at Ingles SoCon Championship (Asheville, N.C.)	


^ - JK54 Classic (Farmville, Va.)



Western Carolina
(11-11, 4-5 SoCon)

N7	at Georgia (SEC Network Plus)	L, 55-68
N10	at Maryland (Big Ten Network Plus)	L, 51-71
N13	BRESCIA (ESPN+)	W, 112-45
N18	at McNeese^ (ESPN+)	W, 88-69
N19	vs. Lamar^	W, 98-91 (OT)
N20	vs. Lindenwood^	W, 90-88 (OT)
N26	at UNC Asheville (ESPN+)	L, 61-73
N30	GARDNER-WEBB (ESPN+)	L, 55-71
D3	USC UPSTATE (ESPN+)	L, 64-79
D7	at Davidson (ESPN+)	L, 64-72
D10	BREVARD (ESPN+)	W, 99-55
D17	at Tennessee Tech (ESPN+)	W, 75-65
D20	TOCCOA FALLS (ESPN+)	W, 117-50
D29	* UNCG (ESPN+)	L, 47-72
D31	* FURMAN (ESPN+)	W, 79-67
J4	*at ETSU (ESPN+)	W, 71-60
J7	* MERCER (ESPN+)	W, 73-45
J11	*at Chattanooga (ESPN+)	L, 76-95
J14	*at The Citadel (ESPN+)	L, 61-65
J18	* WOFFORD (ESPN+)	W, 76-71
J21	*at Samford (ESPN+)	L, 65-74
J25	* THE CITADEL (ESPN+)	L, 70-81
J28	*at VMI (ESPN+)	1 p.m.
F1	* SAMFORD (ESPN+)	7 p.m.
F4	* CHATTANOOGA (ESPN+)	2 p.m.
F8	*at Wofford (ESPN+)	7 p.m.
F11	*at Furman (ESPN+)	2 p.m.
F15	* ETSU (ESPN+)	7 p.m.
F18	*at Mercer (ESPN+)	2 p.m.
F22	*at UNCG (ESPN+)	7 p.m.
F25	* VMI (ESPN+)	4 p.m.
M3-6	at Ingles SoCon Championship (Asheville, N.C.)	

^ - McNeese MTE (Lake Charles, La.)



Wofford
(21-10, 4-5 SoCon)

N7	BOB JONES (ESPN+)	W, 120-48
N12	at High Point (ESPN+)	L, 80-91
N14	at Drake (Mediacom MC22/ESPN+)	L, 72-80
N18	GARDNER-WEBB^ (ESPN+)	W, 60-58
N20	NORTH CAROLINA A&T^ (ESPN+)	W, 78-64
N23	NORTH GREENVILLE (ESPN+)	W, 70-59
N27	at LSU (ESPN+/SEC Network Plus)	L, 75-78
D1	PRESBYTERIAN (ESPN+)	W, 76-63
D3	at Vanderbilt (SEC Network Plus)	L, 62-65
D6	COASTAL CAROLINA (ESPN+)	W, 71-61
D10	at Georgia Southern (ESPN+)	L, 57-79
D17	MONTREAT (ESPN+)	W, 107-65
D20	at Texas A&M (SEC Network Plus)	W, 67-62
D29	* ETSU (ESPN+)	L, 71-73
D31	* UNCG (ESPN+)	L, 64-73
J4	*at Mercer (ESPN+)	W, 53-52
J7	* THE CITADEL (ESPN+)	W, 77-57
J11	*at Samford (ESPN+)	L, 58-83
J14	* VMI (ESPN+)	W, 86-67
J18	*at Western Carolina (ESPN+)	L, 71-76
J22	* FURMAN (ESPN+)	L, 82-96
J25	*at Chattanooga (ESPN+)	W, 85-80
J28	* SAMFORD (CBS Sports Network)	2 p.m.
F1	*at ETSU (ESPN+)	7 p.m.
F4	*at Furman (CBS Sports Network)	6 p.m.
F8	* WESTERN CAROLINA (ESPN+)	7 p.m.
F12	*at UNCG (ESPN+)	3 p.m.
F15	* MERCER (ESPN+)	7 p.m.
F18	*at The Citadel (ESPN+)	1 p.m.
F22	*at VMI (ESPN+)	7 p.m.
F25	* CHATTANOOGA (ESPN+)	TBA
M3-6	at Ingles SoCon Championship (Asheville, N.C.)	

^ - Battle of the Carolinas
& - Bon Secours Wellness Arena

Southern Conference men's basketball media relations information

<p>The Citadel (CitadelSports.com) John Brush (jbrush@citadel.edu) Phone: 843-953-6795</p> <p>ETSU (ETSUBucs.com) Kevin Brown (brownk@etsu.edu) Phone: 423-439-5263</p> <p>Furman (FurmanPaladins.com) Jordan Caskey (jordan.caskey@furman.edu) Phone: 864-294-3065</p> <p>Mercer (MercerBears.com) Amanda Cover (cover_al@mercer.edu) Phone: 478-301-5218</p> <p>UNCG (UNCGSpartans.com) Denise Archetto (d_archetto@uncg.edu) Phone: 770-598-2901</p> <p>Samford (SamfordSports.com) Jacob Horton (jhorton8@samford.edu) Phone: 205-726-4217</p>	<p>Chattanooga (GoMocs.com) Corey Belonzi (corey-belonzi@utc.edu) Phone: 423-425-2116</p> <p>VMI (VMIKeydets.com) Daniel Whitehead (whiteheadk@vmi.edu) Phone: 540-464-7514</p> <p>Western Carolina (CatamountSports.com) Steven Grandy (sgrandy@email.wcu.edu) Phone: 828-227-2655</p> <p>Wofford (WoffordTerriers.com) Ryan Scott (scottrm@wofford.edu) Phone: 864-597-4092</p> <p>Southern Conference (SoConSports.com) Phil Perry (pperry@socon.org) Phone: 864-591-5100 // Cell: 864-525-5174</p>	
--	---	--

2022-23 Southern Conference
CONFERENCE BASKETBALL STATISTICS
Through games of Jan 27, 2023 (All games)

SCORING OFFENSE	G	W-L	Pts	Avg/G
1. Furman	22	16-6	1821	82.8
2. Samford	22	14-8	1723	78.3
3. Chattanooga	22	11-11	1720	78.2
4. Western Carolina	22	11-11	1647	74.9
5. Wofford	22	12-10	1642	74.6
6. VMI	22	5-17	1554	70.6
7. UNCG	22	14-8	1550	70.5
8. Mercer	22	10-12	1542	70.1
9. ETSU	22	8-14	1531	69.6
10. The Citadel	21	9-12	1459	69.5

SCORING DEFENSE	G	Pts	Avg/G
1. UNCG	22	1392	63.3
2. ETSU	22	1502	68.3
3. Mercer	22	1505	68.4
4. Western Carolina	22	1527	69.4
5. Wofford	22	1530	69.5
6. Samford	22	1547	70.3
7. Chattanooga	22	1562	71.0
8. Furman	22	1606	73.0
9. The Citadel	21	1559	74.2
10. VMI	22	1640	74.5

SCORING MARGIN	G	Offense	Defense	Margin
1. Furman	22	82.8	73.0	+9.8
2. Samford	22	78.3	70.3	+8.0
3. Chattanooga	22	78.2	71.0	+7.2
UNCG	22	70.5	63.3	+7.2
5. Western Carolina	22	74.9	69.4	+5.5
6. Wofford	22	74.6	69.5	+5.1
7. Mercer	22	70.1	68.4	+1.7
8. ETSU	22	69.6	68.3	+1.3
9. VMI	22	70.6	74.5	-3.9
10. The Citadel	21	69.5	74.2	-4.8

FREE THROW PCT	G	FTM	FTA	Pct.
1. The Citadel	21	275	356	.772
2. Furman	22	306	403	.759
3. Wofford	22	263	348	.756
4. VMI	22	210	280	.750
5. Samford	22	372	500	.744
6. UNCG	22	302	417	.724
7. Chattanooga	22	301	416	.724
8. Western Carolina	22	311	435	.715
9. Mercer	22	252	362	.696
10. ETSU	22	242	372	.651

FIELD GOAL PERCENTAGE	G	FGM	FGA	Pct.
1. Furman	22	650	1332	.488
2. Wofford	22	603	1288	.468
3. Mercer	22	580	1266	.458
4. Chattanooga	22	583	1277	.457
5. ETSU	22	578	1270	.455
6. Samford	22	577	1270	.454
7. UNCG	22	540	1249	.432
8. The Citadel	21	515	1198	.430
9. VMI	22	562	1309	.429
10. Western Carolina	22	567	1323	.429

FIELD GOAL PCT DEFENSE	G	FGM	FGA	Pct.
1. UNCG	22	492	1241	.396
2. Chattanooga	22	568	1335	.425
3. Samford	22	524	1231	.426
4. ETSU	22	548	1278	.429
5. Mercer	22	526	1225	.429
6. The Citadel	21	538	1249	.431
7. Western Carolina	22	558	1265	.441
8. Wofford	22	572	1262	.453
9. VMI	22	582	1283	.454
10. Furman	22	586	1282	.457

3-POINT FG PCT	G	3FGM	3FGA	Pct.
1. Chattanooga	22	253	683	.370
2. VMI	22	220	596	.369
3. Mercer	22	130	372	.349
4. Furman	22	215	616	.349
5. Samford	22	197	565	.349
6. Western Carolina	22	202	586	.345
7. UNCG	22	168	496	.339
8. Wofford	22	173	516	.335
9. The Citadel	21	154	475	.324
10. ETSU	22	133	427	.311

3-POINT FG PCT DEFENSE	G	3FGM	3FGA	Pct.
1. UNCG	22	154	514	.300
2. ETSU	22	171	554	.309
3. The Citadel	21	168	523	.321
4. Western Carolina	22	120	354	.339
5. Wofford	22	177	522	.339
6. Mercer	22	143	412	.347
7. Chattanooga	22	185	533	.347
8. VMI	22	218	627	.348
9. Furman	22	165	465	.355
10. Samford	22	191	525	.364

REBOUNDING OFFENSE	G	Rebounds	Avg/G
1. Western Carolina	22	828	37.6
2. Chattanooga	22	824	37.5
3. Samford	22	810	36.8
4. UNCG	22	801	36.4
5. ETSU	22	800	36.4
6. VMI	22	789	35.9
7. Furman	22	772	35.1
8. Mercer	22	753	34.2
9. The Citadel	21	708	33.7
10. Wofford	22	739	33.6

REBOUNDING DEFENSE	G	Rebounds	Avg/G
1. Wofford	22	662	30.1
2. Chattanooga	22	711	32.3
3. Furman	22	716	32.5
4. Mercer	22	726	33.0
5. VMI	22	729	33.1
6. ETSU	22	731	33.2
7. Samford	22	732	33.3
8. Western Carolina	22	753	34.2
9. UNCG	22	763	34.7
10. The Citadel	21	793	37.8

2022-23 Southern Conference
CONFERENCE BASKETBALL STATISTICS
Through games of Jan 27, 2023 (All games)

REBOUNDING MARGIN		G	Team	Avg.	Opp.	Avg.	Margin
1.	Chattanooga	22	824	37.5	711	32.3	+5.1
2.	Samford	22	810	36.8	732	33.3	+3.5
3.	Wofford	22	739	33.6	662	30.1	+3.5
4.	Western Carolina	22	828	37.6	753	34.2	+3.4
5.	ETSU	22	800	36.4	731	33.2	+3.1
6.	VMI	22	789	35.9	729	33.1	+2.7
7.	Furman	22	772	35.1	716	32.5	+2.5
8.	UNCG	22	801	36.4	763	34.7	+1.7
9.	Mercer	22	753	34.2	726	33.0	+1.2
10.	The Citadel	21	708	33.7	793	37.8	-4.0

BLOCKED SHOTS		G	No.	Avg/G
1.	Chattanooga	22	91	4.1
2.	Furman	22	67	3.0
	ETSU	22	67	3.0
4.	Western Carolina	22	61	2.8
5.	The Citadel	21	57	2.7
6.	Samford	22	57	2.6
	UNCG	22	57	2.6
8.	Mercer	22	46	2.1
9.	Wofford	22	42	1.9
10.	VMI	22	29	1.3

ASSISTS		G	No.	Avg/G
1.	Furman	22	390	17.7
2.	Chattanooga	22	344	15.6
3.	UNCG	22	323	14.7
4.	Mercer	22	306	13.9
5.	Wofford	22	284	12.9
6.	Western Carolina	22	282	12.8
7.	ETSU	22	276	12.5
8.	Samford	22	275	12.5
9.	The Citadel	21	260	12.4
10.	VMI	22	267	12.1

STEALS		G	No.	Avg/G
1.	UNCG	22	163	7.4
	Samford	22	163	7.4
3.	Furman	22	157	7.1
4.	ETSU	22	147	6.7
5.	Wofford	22	133	6.0
6.	VMI	22	130	5.9
7.	Western Carolina	22	129	5.9
8.	Chattanooga	22	125	5.7
	Mercer	22	125	5.7
10.	The Citadel	21	113	5.4

TURNOVER MARGIN		G	Team	Avg.	Opp.	Avg.	Margin
1.	UNCG	22	265	12.0	316	14.4	+2.3
2.	Furman	22	264	12.0	307	14.0	+2.0
3.	Samford	22	287	13.0	317	14.4	+1.4
4.	Wofford	22	242	11.0	259	11.8	+0.8
5.	Western Carolina	22	245	11.1	259	11.8	+0.6
6.	Mercer	22	252	11.5	262	11.9	+0.5
7.	ETSU	22	308	14.0	286	13.0	-1.0
8.	The Citadel	21	264	12.6	241	11.5	-1.1
9.	Chattanooga	22	271	12.3	231	10.5	-1.8
10.	VMI	22	306	13.9	254	11.5	-2.4

ASSIST/TURNOVER RATIO		G	Ast.	Avg.	T/O	Avg.	Ratio
1.	Furman	22	390	17.7	264	12.0	1.5
2.	Chattanooga	22	344	15.6	271	12.3	1.3
3.	UNCG	22	323	14.7	265	12.0	1.2
4.	Mercer	22	306	13.9	252	11.5	1.2
5.	Wofford	22	284	12.9	242	11.0	1.2
6.	Western Carolina	22	282	12.8	245	11.1	1.2
7.	The Citadel	21	260	12.4	264	12.6	1.0
8.	Samford	22	275	12.5	287	13.0	1.0
9.	ETSU	22	276	12.5	308	14.0	0.9
10.	VMI	22	267	12.1	306	13.9	0.9

OFFENSIVE REBOUNDS		G	No.	Avg/G
1.	ETSU	22	247	11.2
2.	VMI	22	244	11.1
3.	Samford	22	240	10.9
4.	Western Carolina	22	235	10.7
5.	Chattanooga	22	232	10.5
6.	Mercer	22	222	10.1
7.	UNCG	22	217	9.9
8.	Wofford	22	211	9.6
9.	Furman	22	208	9.5
10.	The Citadel	21	159	7.6

DEFENSIVE REBOUNDS		G	No.	Avg/G
1.	Western Carolina	22	593	27.0
2.	Chattanooga	22	592	26.9
3.	UNCG	22	584	26.5
4.	The Citadel	21	549	26.1
5.	Samford	22	570	25.9
6.	Furman	22	564	25.6
7.	ETSU	22	553	25.1
8.	VMI	22	545	24.8
9.	Mercer	22	531	24.1
10.	Wofford	22	528	24.0

DEFENSIVE REB PCT.		G	D-Reb	Opp. OR	D-Reb%
1.	Western Carolina	22	593	185	.762
2.	Wofford	22	528	178	.748
3.	Chattanooga	22	592	200	.747
4.	Furman	22	564	191	.747
5.	Samford	22	570	209	.732
6.	UNCG	22	584	216	.730
7.	VMI	22	545	204	.728
8.	ETSU	22	553	218	.717
9.	Mercer	22	531	220	.707
10.	The Citadel	21	549	228	.707

OFFENSIVE REB PCT.		G	O-Reb	Opp. DR	O-Reb%
1.	ETSU	22	247	513	.325
2.	VMI	22	244	525	.317
3.	Samford	22	240	523	.315
4.	Chattanooga	22	232	511	.312
5.	Mercer	22	222	506	.305
6.	Wofford	22	211	484	.304
7.	Western Carolina	22	235	568	.293
8.	UNCG	22	217	547	.284
9.	Furman	22	208	525	.284
10.	The Citadel	21	159	565	.220

2022-23 Southern Conference
CONFERENCE BASKETBALL STATISTICS
Through games of Jan 27, 2023 (All games)

3-POINT FG MADE	G	No.	Avg/G
1. Chattanooga	22	253	11.5
2. VMI	22	220	10.0
3. Furman	22	215	9.8
4. Western Carolina	22	202	9.2
5. Samford	22	197	9.0
6. Wofford	22	173	7.9
7. UNCG	22	168	7.6
8. The Citadel	21	154	7.3
9. ETSU	22	133	6.0
10. Mercer	22	130	5.9

2022-23 Southern Conference
CONFERENCE BASKETBALL STATISTICS
Through games of Jan 27, 2023 (All games)

Team	Conference	Pct.	PF	PA	Overall	Pct.	PF	PA	Current unbeaten streak
Samford	8-1	.889	77.2	69.4	14-8	.636	78.3	70.3	UNCG -- 5
UNCG	8-1	.889	70.8	59.7	14-8	.636	70.5	63.3	Furman -- 3
Furman	7-2	.778	83.0	73.1	16-6	.727	82.8	73.0	The Citadel -- 2
Wofford	4-5	.444	71.9	73.0	12-10	.545	74.6	69.5	Wofford -- 1
Western Carolina	4-5	.444	68.7	70.0	11-11	.500	74.9	69.4	Mercer -- 1
The Citadel	4-5	.444	67.6	74.0	9-12	.429	69.5	74.2	
ETSU	4-5	.444	67.6	67.3	8-14	.364	69.6	68.3	
Chattanooga	3-6	.333	74.9	74.3	11-11	.500	78.2	71.0	
Mercer	3-6	.333	59.9	67.8	10-12	.455	70.1	68.4	
VMI	0-9	.000	61.7	74.4	5-17	.227	70.6	74.5	

TEAM SUMMARIES	G	PF-PA	Avg score	Margin	FG-FGA	Pct.	3FG-FGA	Pct.	FT-FTA	Pct.	RebF	RebA	Margin
Chattanooga	22	1720-1562	78.2-71.0	+7.2	583-1277	.457	253-683	.370	301-416	.724	824	711	+5.1
ETSU	22	1531-1502	69.6-68.3	+1.3	578-1270	.455	133-427	.311	242-372	.651	800	731	+3.1
Furman	22	1821-1606	82.8-73.0	+9.8	650-1332	.488	215-616	.349	306-403	.759	772	716	+2.5
Mercer	22	1542-1505	70.1-68.4	+1.7	580-1266	.458	130-372	.349	252-362	.696	753	726	+1.2
Samford	22	1723-1547	78.3-70.3	+8.0	577-1270	.454	197-565	.349	372-500	.744	810	732	+3.5
The Citadel	21	1459-1559	69.5-74.2	-4.8	515-1198	.430	154-475	.324	275-356	.772	708	793	-4.0
UNCG	22	1550-1392	70.5-63.3	+7.2	540-1249	.432	168-496	.339	302-417	.724	801	763	+1.7
VMI	22	1554-1640	70.6-74.5	-3.9	562-1309	.429	220-596	.369	210-280	.750	789	729	+2.7
Western Carolina	22	1647-1527	74.9-69.4	+5.5	567-1323	.429	202-586	.345	311-435	.715	828	753	+3.4
Wofford	22	1642-1530	74.6-69.5	+5.1	603-1288	.468	173-516	.335	263-348	.756	739	662	+3.5

ATTENDANCE	Home	Average	Away	Average	Neutral	Average	Total	Average
Chattanooga	12-36118	3010	10-29746	2975	0-0	0	22-65864	2994
ETSU	11-33438	3040	9-27139	3015	2-1796	898	22-62373	2835
Furman	11-20582	1871	7-25255	3608	4-7768	1942	22-53605	2437
Mercer	9-11575	1286	10-23160	2316	3-804	268	22-35539	1615
Samford	12-28182	2348	10-20040	2004	0-0	0	22-48222	2192
The Citadel	8-11703	1463	11-42011	3819	2-467	234	21-54181	2580
UNCG	10-12424	1242	9-38101	4233	3-0	0	22-50525	2297
VMI	9-10655	1184	11-21893	1990	2-264	132	22-32812	1491
Western Carolina	10-14989	1499	10-35823	3582	2-390	195	22-51202	2327
Wofford	12-14261	1188	10-37810	3781	0-0	0	22-52071	2367
Totals	104-193927	1865	97-300978	3103	18-11489	638	219-506394	2312

2022-23 Southern Conference
INDIVIDUAL BASKETBALL STATISTICS
Through games of Jan 27, 2023 (All games)

To be ranked, a player must appear in at least 75.0% of their team's games.

SCORING								REBOUNDING							
	Cl	G	FG	3FG	FT	Pts	Avg/G		Cl	G	Off	Def	Total	Avg/G	
1. Jake Stephens-UTC	Sr	20	150	42	93	435	21.8	1. Jake Stephens-UTC	Sr	20	48	156	204	10.2	
2. Mike Bothwell-FUR	Sr	22	150	33	97	430	19.5	2. Tyzhaun Claude-WCU	Jr	22	73	110	183	8.3	
3. Stephen Clark-CIT	Sr	21	145	7	59	356	17.0	3. Jaden Seymour-ETSU	So	19	46	90	136	7.2	
4. Jalen Slawson-FUR	Sr	22	122	22	80	346	15.7	4. Vonterius Woolbright-WCU	Sr	21	30	120	150	7.1	
5. B.J. Mack-WOF	Sr	21	122	32	49	325	15.5	5. Jalen Slawson-FUR	Sr	22	39	116	155	7.0	
6. Tyzhaun Claude-WCU	Jr	22	118	2	95	333	15.1	6. Jermaine Marshall-SAM	Jr	21	42	102	144	6.9	
7. Austin Ash-CIT	Sr	21	102	69	42	315	15.0	7. Stephen Clark-CIT	Sr	21	34	107	141	6.7	
8. Jalyn McCreary-MER	So	22	152	0	22	326	14.8	8. Keondre Kennedy-UNCG	Sr	20	18	106	124	6.2	
9. Jackson Paveletzke-WOF	Fr	22	103	30	82	318	14.5	9. Mohammed Abdulsalam-UNCG	Sr	22	35	100	135	6.1	
10. Tre Jackson-WCU	Jr	21	94	74	35	297	14.1	10. Jalen Haynes-ETSU	So	22	54	80	134	6.1	
11. Logan Dye-SAM	Sr	22	113	28	57	311	14.1	11. Taeshaud Jackson-VMI	Fr	21	40	84	124	5.9	
12. Vonterius Woolbright-WCU	Sr	21	104	5	83	296	14.1	12. Sean Conway-VMI	Sr	22	43	86	129	5.9	
13. Sean Conway-VMI	Sr	22	111	56	32	310	14.1	13. Logan Dye-SAM	Sr	22	38	83	121	5.5	
14. Jordan King-ETSU	Sr	22	110	44	45	309	14.0	14. Jalyn McCreary-MER	So	22	46	74	120	5.5	
15. Asher Woods-VMI	Fr	22	107	33	61	308	14.0	15. Austin Ash-CIT	Sr	21	9	101	110	5.2	
16. Keyshaun Langley-UNCG	Sr	22	105	59	36	305	13.9	16. Marcus Foster-FUR	Jr	22	29	86	115	5.2	
17. Jamal Johnson-UTC	Sr	22	92	59	56	299	13.6	17. Messiah Jones-WOF	Sr	22	49	65	114	5.2	
18. Jalen Haynes-ETSU	So	22	111	3	71	296	13.5	18. Rickey Bradley-VMI	Fr	22	29	82	111	5.0	
19. Keondre Kennedy-UNCG	Sr	20	82	40	53	257	12.9	19. Kyler Filewich-WOF	Jr	22	45	65	110	5.0	
20. Kamar Robertson-MER	Sr	19	71	32	54	228	12.0	Asher Woods-VMI	Fr	22	25	85	110	5.0	
21. Jermaine Marshall-SAM	Jr	21	78	21	69	246	11.7								
22. Deanthony Tipler-ETSU	Sr	17	69	37	21	196	11.5								
23. Marcus Foster-FUR	Jr	22	85	43	34	247	11.2								
24. Mikeal Brown-Jones-UNCG	Jr	22	91	7	55	244	11.1								
25. Tyler Houser-VMI	Fr	22	87	32	21	227	10.3								
26. JP Pegues-FUR	So	22	78	41	26	223	10.1								
27. Tony Felder-VMI	Fr	22	74	36	38	222	10.1								
28. Shawn Walker Jr.-MER	Sr	21	76	27	23	202	9.6								
29. Russell Jones Jr.-WCU	Jr	22	70	40	31	211	9.6								
30. Dalvin White-UTC	Sr	20	65	42	17	189	9.5								

FIELD GOAL PCT						ASSISTS				
	Cl	G	FGM	FGA	Pct.		Cl	G	No.	Avg/G
1. Kyler Filewich-WOF	Jr	22	68	103	.660	1. Vonterius Woolbright-WCU	Sr	21	97	4.6
2. Mikeal Brown-Jones-UNCG	Jr	22	91	158	.576	2. Luis Hurtado-MER	Sr	21	83	4.0
3. Jalen Haynes-ETSU	So	22	111	193	.575	3. JP Pegues-FUR	So	22	86	3.9
4. Jalen Slawson-FUR	Sr	22	122	215	.567	4. Jackson Paveletzke-WOF	Fr	22	84	3.8
5. Jalyn McCreary-MER	So	22	152	271	.561	5. Kobe Langley-UNCG	Sr	22	83	3.8
6. Jake Stephens-UTC	Sr	20	150	273	.549	6. Dante Treacy-UNCG	Sr	22	80	3.6
7. Garrett Hien-FUR	Jr	20	63	115	.548	7. Jake Stephens-UTC	Sr	20	71	3.6
8. Mike Bothwell-FUR	Sr	22	150	277	.542	8. Jalen Slawson-FUR	Sr	22	78	3.5
9. Messiah Jones-WOF	Sr	22	76	143	.531	Tony Felder-VMI	Fr	22	78	3.5
10. Stephen Clark-CIT	Sr	21	145	281	.516	10. Mike Bothwell-FUR	Sr	22	76	3.5
11. Logan Dye-SAM	Sr	22	113	219	.516	11. Allen Strothers-ETSU	Fr	22	69	3.1
12. Tyzhaun Claude-WCU	Jr	22	118	230	.513	12. Dalvin White-UTC	Sr	20	60	3.0
13. Justice Smith-ETSU	So	22	71	142	.500	13. Jordan King-ETSU	Sr	22	65	3.0
14. B.J. Mack-WOF	Sr	21	122	245	.498	14. Jaron Rillie-SAM	So	22	63	2.9
15. Kamar Robertson-MER	Sr	19	71	146	.486	15. Bubba Parham-SAM	Sr	22	61	2.8

2022-23 Southern Conference
INDIVIDUAL BASKETBALL STATISTICS
Through games of Jan 27, 2023 (All games)

FREE THROW PCT					
	Cl	G	FTM	FTA	Pct.
1. Austin Ash-CIT	Sr	21	42	45	.933
2. Jackson Paveletzke-WOF	Fr	22	82	93	.882
3. Jamal Johnson-UTC	Sr	22	56	65	.862
4. Jake Stephens-UTC	Sr	20	93	110	.845
5. Mike Bothwell-FUR	Sr	22	97	116	.836
6. Bubba Parham-SAM	Sr	22	49	59	.831
7. Keondre Kennedy-UNCG	Sr	20	53	64	.828
8. Kamar Robertson-MER	Sr	19	54	66	.818
9. B.J. Mack-WOF	Sr	21	49	60	.817
10. Jordan King-ETSU	Sr	22	45	56	.804
11. Asher Woods-VMI	Fr	22	61	76	.803
12. Jermaine Marshall-SAM	Jr	21	69	86	.802
13. Dante Treacy-UNCG	Sr	22	44	56	.786
14. Jalen Slawson-FUR	Sr	22	80	102	.784
15. Madison Durr-CIT	Fr	21	48	62	.774

STEALS				
	Cl	G	No.	Avg/G
1. Kobe Langley-UNCG	Sr	22	44	2.0
2. Elijah Morgan-CIT	Jr	21	38	1.8
3. Keyshaun Langley-UNCG	Sr	22	39	1.8
4. Russell Jones Jr.-WCU	Jr	22	38	1.7
5. A.J. Staton-McCray-SAM	So	21	35	1.7
6. Jalen Slawson-FUR	Sr	22	35	1.6
7. Corey Tripp-WOF	So	22	28	1.3
Allen Strothers-ETSU	Fr	22	28	1.3
Jordan King-ETSU	Sr	22	28	1.3
10. Tre Jackson-WCU	Jr	21	26	1.2
11. Deanthony Tipler-ETSU	Sr	17	21	1.2
12. Kamar Robertson-MER	Sr	19	23	1.2
13. Sean Conway-VMI	Sr	22	25	1.1
Jaron Rillie-SAM	So	22	25	1.1
15. Vonterius Woolbright-WCU	Sr	21	23	1.1

3-POINT FG PCT					
	Cl	G	3FG	FGA	Pct.
1. Kamar Robertson-MER	Sr	19	32	70	.457
2. Jackson Price-CIT	So	20	20	44	.455
3. Dalvin White-UTC	Sr	20	42	96	.438
4. Tre Jackson-WCU	Jr	21	74	173	.428
5. Keyshaun Langley-UNCG	Sr	22	59	141	.418
6. Tyler Houser-VMI	Fr	22	32	78	.410
7. Jake Stephens-UTC	Sr	20	42	103	.408
8. Sean Conway-VMI	Sr	22	56	138	.406
Logan Dye-SAM	Sr	22	28	69	.406
10. Jackson Paveletzke-WOF	Fr	22	30	74	.405
11. Devin Butler-VMI	Jr	22	35	88	.398
12. Shawn Walker Jr.-MER	Sr	21	27	68	.397
13. Jamal Johnson-UTC	Sr	22	59	151	.391
14. Keondre Kennedy-UNCG	Sr	20	40	104	.385
15. Jaden Campbell-SAM	Jr	20	30	79	.380

3-POINT FG MADE				
	Cl	G	3FG	Avg/G
1. Tre Jackson-WCU	Jr	21	74	3.5
2. Austin Ash-CIT	Sr	21	69	3.3
3. Keyshaun Langley-UNCG	Sr	22	59	2.7
Jamal Johnson-UTC	Sr	22	59	2.7
5. Sean Conway-VMI	Sr	22	56	2.5
6. Deanthony Tipler-ETSU	Sr	17	37	2.2
7. Jake Stephens-UTC	Sr	20	42	2.1
Dalvin White-UTC	Sr	20	42	2.1
9. Jordan King-ETSU	Sr	22	44	2.0
Keondre Kennedy-UNCG	Sr	20	40	2.0
11. Marcus Foster-FUR	Jr	22	43	2.0
12. JP Pegues-FUR	So	22	41	1.9
13. Bubba Parham-SAM	Sr	22	40	1.8
Russell Jones Jr.-WCU	Jr	22	40	1.8
15. Kamar Robertson-MER	Sr	19	32	1.7

BLOCKED SHOTS				
	Cl	G	No.	Avg/G
1. Jake Stephens-UTC	Sr	20	47	2.4
2. Stephen Clark-CIT	Sr	21	41	2.0
3. Jalen Slawson-FUR	Sr	22	33	1.5
4. Achor Achor-SAM	So	20	18	0.9
5. Tyzhaun Claude-WCU	Jr	22	19	0.9
6. Jaden Seymour-ETSU	So	19	16	0.8
7. Sam Alexis-UTC	Fr	19	14	0.7
8. Mohammed Abdulsalam-UNCG	Sr	22	15	0.7
Logan Dye-SAM	Sr	22	15	0.7
10. Tyler Harris-WCU	Sr	22	14	0.6
11. Keondre Kennedy-UNCG	Sr	20	12	0.6
12. Jalyn McCreary-MER	So	22	13	0.6
Jalen Haynes-ETSU	So	22	13	0.6
14. Tyler Houser-VMI	Fr	22	11	0.5
Bas Leyte-UNCG	Sr	22	11	0.5
Garrett Hien-FUR	Jr	20	10	0.5

ASSIST/TURNOVER RATIO					
	Cl	G	Ast.	T/O	Ratio
1. Dalvin White-UTC	Sr	20	60	15	4.0
2. Kobe Langley-UNCG	Sr	22	83	32	2.6
3. Jackson Paveletzke-WOF	Fr	22	84	43	2.0
4. JP Pegues-FUR	So	22	86	45	1.9
5. Vonterius Woolbright-WCU	Sr	21	97	52	1.9
6. Mike Bothwell-FUR	Sr	22	76	41	1.9
7. Dante Treacy-UNCG	Sr	22	80	45	1.8
8. Luis Hurtado-MER	Sr	21	83	47	1.8
9. Tony Felder-VMI	Fr	22	78	51	1.5
10. Jalen Slawson-FUR	Sr	22	78	57	1.4
11. Allen Strothers-ETSU	Fr	22	69	54	1.3
12. Jake Stephens-UTC	Sr	20	71	56	1.3

2022-23 Southern Conference
INDIVIDUAL BASKETBALL STATISTICS
Through games of Jan 27, 2023 (All games)

OFFENSIVE REBOUNDS	Cl	G	No.	Avg/G
1. Tyzhaun Claude-WCU	Jr	22	73	3.3
2. Jalen Haynes-ETSU	So	22	54	2.5
3. Jaden Seymour-ETSU	So	19	46	2.4
4. Jake Stephens-UTC	Sr	20	48	2.4
5. Bas Leyte-UNCG	Sr	22	51	2.3
6. Messiah Jones-WOF	Sr	22	49	2.2
7. Jalyn McCreary-MER	So	22	46	2.1
8. Kyler Filewich-WOF	Jr	22	45	2.0
9. Jermaine Marshall-SAM	Jr	21	42	2.0
10. Sean Conway-VMI	Sr	22	43	2.0
11. Taeshaud Jackson-VMI	Fr	21	40	1.9
12. Jalen Slawson-FUR	Sr	22	39	1.8
13. Logan Dye-SAM	Sr	22	38	1.7
14. Achor Achor-SAM	So	20	34	1.7
15. Mikeal Brown-Jones-UNCG	Jr	22	36	1.6

DEFENSIVE REBOUNDS	Cl	G	No.	Avg/G
1. Jake Stephens-UTC	Sr	20	156	7.8
2. Vonterius Woolbright-WCU	Sr	21	120	5.7
3. Keondre Kennedy-UNCG	Sr	20	106	5.3
4. Jalen Slawson-FUR	Sr	22	116	5.3
5. Stephen Clark-CIT	Sr	21	107	5.1
6. Tyzhaun Claude-WCU	Jr	22	110	5.0
7. Jermaine Marshall-SAM	Jr	21	102	4.9
8. Austin Ash-CIT	Sr	21	101	4.8
9. Jaden Seymour-ETSU	So	19	90	4.7
10. Mohammed Abdulsalam-UNCG	Sr	22	100	4.5
11. Taeshaud Jackson-VMI	Fr	21	84	4.0
12. Sean Conway-VMI	Sr	22	86	3.9
Marcus Foster-FUR	Jr	22	86	3.9
14. B.J. Mack-WOF	Sr	21	82	3.9
15. Asher Woods-VMI	Fr	22	85	3.9

MINUTES PLAYED	Cl	G	No.	Avg/G
1. Austin Ash-CIT	Sr	21	782	37.2
2. Jordan King-ETSU	Sr	22	767	34.9
3. Asher Woods-VMI	Fr	22	764	34.7
4. Mike Bothwell-FUR	Sr	22	756	34.4
5. Stephen Clark-CIT	Sr	21	714	34.0
6. Tre Jackson-WCU	Jr	21	701	33.4
7. Jackson Paveletzke-WOF	Fr	22	709	32.2
8. Jake Stephens-UTC	Sr	20	644	32.2
9. Sean Conway-VMI	Sr	22	706	32.1
10. JP Pegues-FUR	So	22	691	31.4
11. Vonterius Woolbright-WCU	Sr	21	654	31.1
12. Jalen Slawson-FUR	Sr	22	682	31.0
13. Russell Jones Jr.-WCU	Jr	22	679	30.9
14. Elijah Morgan-CIT	Jr	21	630	30.0
Keondre Kennedy-UNCG	Sr	20	600	30.0
16. Keyshaun Langley-UNCG	Sr	22	658	29.9
17. Tyler Harris-WCU	Sr	22	657	29.9
18. Corey Tripp-WOF	So	22	654	29.7
19. Rickey Bradley-VMI	Fr	22	652	29.6
20. B.J. Mack-WOF	Sr	21	619	29.5
21. Jamal Johnson-UTC	Sr	22	641	29.1
22. Shawn Walker Jr.-MER	Sr	21	603	28.7
23. Marcus Foster-FUR	Jr	22	627	28.5
24. Bubba Parham-SAM	Sr	22	624	28.4
25. Dante Treacy-UNCG	Sr	22	613	27.9
26. Kamar Robertson-MER	Sr	19	528	27.8
27. A.J. Caldwell-UTC	Sr	22	610	27.7
28. Jalen Haynes-ETSU	So	22	604	27.5
29. Luis Hurtado-MER	Sr	21	563	26.8
30. Allen Strothers-ETSU	Fr	22	589	26.8

2022-23 Southern Conference
 Conference Team Highs
 Through games of Jan 27, 2023 (All games)

TEAM HIGHS (highest totals made by)

Points	120	Wofford vs Bob Jones (11/07/22)
	120	UNCG vs Warren Wilson (12/18/22)
Margin	72 (120-48)	Wofford vs Bob Jones (11/07/22)
	72 (120-48)	UNCG vs Warren Wilson (12/18/22)
Field goals made	49	Wofford vs Bob Jones (11/07/22)
	46	Mercer vs Milligan (11/11/22)
Field goal attempts	86	Western Carolina vs Toccoa Falls (12/20/22)
	83	The Citadel vs Morris (11/15/22)
Field goal percentage	.662 (45-68)	UNCG vs Warren Wilson (12/18/22)
	.661 (37-56)	VMI vs Regent (11/26/22)
3-Pt FG made	22	Chattanooga vs Covenant (11/19/22)
	20	VMI vs Carlow (12/07/22)
3-Pt FG attempts	53	VMI vs Carlow (12/07/22)
	44	Furman vs Anderson (12/19/22)
3-Pt percentage	.625 (10-16)	Furman at Mercer (01/11/23)
	.615 (16-26)	VMI at Chattanooga (01/07/23)
Free throws made	33	UNCG at Furman (01/14/23)
	29	Samford at The Citadel (12/31/22)
Free throw attempts	42	ETSU vs Little Rock (11/17/22)
	41	UNCG at Furman (01/14/23)
Free throw percentage	1.000 (17-17)	The Citadel at VMI (01/21/23)
	1.000 (12-12)	The Citadel vs IUPUI (11/25/22)
	1.000 (11-11)	VMI at Furman (12/29/22)
	1.000 (7-7)	Wofford at Texas A&M (12/20/22)
Rebounds	69	The Citadel vs Morris (11/15/22)
	64	Western Carolina vs Brescia (11/13/22)
Assists	32	UNCG vs Warren Wilson (12/18/22)
	31	Mercer vs Milligan (11/11/22)
	31	Mercer vs Middle Georgia State (12/06/22)
Steals	16	ETSU at The Citadel (01/11/23)
	15	Furman vs North Greenville (11/07/22)
Blocked shots	11	Chattanooga vs Johnson (Tenn.) (12/10/22)
	9	The Citadel vs Western Carolina (01/14/23)
	9	Western Carolina vs Wofford (01/18/23)
Turnovers	24	VMI vs SIUE (11/19/22)
	23	Samford vs Louisiana Tech (11/25/22)
Fouls	29	The Citadel at N.C. Central (12/20/22)
	29	Furman vs UNCG (01/14/23)

2022-23 Southern Conference
Conference Individual Highs
Through games of Jan 27, 2023 (All games)

INDIVIDUAL PLAYER GAME HIGHS

Points	42	Jordan King (ETSU) at The Citadel (01/11/23)
	37	Jake Stephens (Chattanooga) vs VMI (01/07/23)
Field goals made	14	Jordan King (ETSU) at The Citadel (01/11/23)
	13	Jake Stephens (Chattanooga) vs Western Carolina (01/11/23)
Field goal attempts	21	Jake Stephens (Chattanooga) vs Milwaukee (12/06/22)
	20	Mike Bothwell (Furman) vs Penn State (11/17/22)
	20	Keyshaun Langley (UNCG) at Wofford (12/31/22)
	20	Stephen Clark (The Citadel) vs Western Carolina (01/14/23)
	20	Jalyn McCreary (Mercer) vs ETSU (01/25/23)
Field goal percentage	1.000 (8-8)	Jalen Haynes (ETSU) vs Mars Hill (11/30/22)
	.923 (12-13)	Jalyn McCreary (Mercer) vs Middle Georgia State (12/06/22)
3-Pt FG made	9	Austin Ash (The Citadel) vs Longwood (12/17/22)
	8	Jordan King (ETSU) at The Citadel (01/11/23)
3-Pt FG attempts	17	Devin Butler (VMI) vs Carlow (12/07/22)
	17	Austin Ash (The Citadel) vs Longwood (12/17/22)
3-Pt percentage	.857 (6-7)	Sean Conway (VMI) vs Regent (11/26/22)
	.857 (6-7)	Sean Conway (VMI) vs Navy (12/03/22)
	.857 (6-7)	Marcus Foster (Furman) at Mercer (01/11/23)
	.857 (6-7)	Carson McCorkle (Wofford) vs VMI (01/14/23)
Free throws made	13	Jermaine Marshall (Samford) at UCF (12/04/22)
	13	Mike Bothwell (Furman) at Wofford (01/22/23)
	13	Jalen Slawson (Furman) vs Samford (01/25/23)
Free throw attempts	16	Jermaine Marshall (Samford) at UCF (12/04/22)
	15	Jalen Slawson (Furman) vs Samford (01/25/23)
Free throw percentage	1.000 (11-11)	Mike Bothwell (Furman) vs Stephen F. Austin (12/17/22)
	1.000 (10-10)	Mike Bothwell (Furman) at App State (11/29/22)
	1.000 (9-9)	Jalen Haynes (ETSU) vs Louisiana (11/13/22)
	1.000 (9-9)	Keondre Kennedy (UNCG) vs Montana State (11/25/22)
	1.000 (9-9)	Tyzhaun Claude (Western Carolina) vs Toccoa Falls (12/20/22)
	1.000 (9-9)	Jaron Rillie (Samford) at The Citadel (12/31/22)
	1.000 (8-8)	Jermaine Marshall (Samford) vs Spring Hill (11/10/22)
	1.000 (8-8)	Jackson Paveletzke (Wofford) vs North Carolina A&T (11/20/22)
	1.000 (8-8)	Austin Ash (The Citadel) at Charleston Southern (11/30/22)
	1.000 (8-8)	B.J. Mack (Wofford) vs ETSU (12/29/22)
	1.000 (8-8)	Austin Ash (The Citadel) at VMI (01/21/23)
Rebounds	20	Jake Stephens (Chattanooga) vs Belmont (12/18/22)
	17	Tyzhaun Claude (Western Carolina) at The Citadel (01/14/23)
Assists	10	DJ Campbell (Western Carolina) vs Brescia (11/13/22)
	10	Luis Hurtado (Mercer) vs Winthrop (11/19/22)
	10	Rickey Bradley (VMI) vs Carlow (12/07/22)
	10	Jackson Paveletzke (Wofford) vs Montreat (12/17/22)
	10	Jaron Rillie (Samford) vs Mercer (12/28/22)
	10	Vonterius Woolbright (Western Carolina) vs Wofford (01/18/23)
Steals	7	Jordan King (ETSU) at The Citadel (01/11/23)
	6	Jaron Rillie (Samford) vs Wofford (01/11/23)
Blocked shots	5	Jake Stephens (Chattanooga) at Gardner-Webb (12/03/22)
	5	Jake Stephens (Chattanooga) vs Belmont (12/18/22)
	5	Jake Stephens (Chattanooga) at The Citadel (12/29/22)
	5	Stephen Clark (The Citadel) vs ETSU (01/11/23)
	5	Stephen Clark (The Citadel) vs Western Carolina (01/14/23)
Turnovers	8	Jake Stephens (Chattanooga) at Col. of Charleston (11/07/22)
	7	JP Pegues (Furman) vs South Carolina State (12/03/22)
	7	Mike Bothwell (Furman) vs Stephen F. Austin (12/17/22)
	7	Jake Stephens (Chattanooga) vs Belmont (12/18/22)
	7	Asher Woods (VMI) at Chattanooga (01/07/23)

2022-23 Southern Conference
CONFERENCE BASKETBALL STATISTICS
Through games of Jan 27, 2023 (Conference games only)

SCORING OFFENSE	G	W-L	Pts	Avg/G
1. Furman	9	7-2	747	83.0
2. Samford	9	8-1	695	77.2
3. Chattanooga	9	3-6	674	74.9
4. Wofford	9	4-5	647	71.9
5. UNCG	9	8-1	637	70.8
6. Western Carolina	9	4-5	618	68.7
7. ETSU	9	4-5	608	67.6
The Citadel	9	4-5	608	67.6
9. VMI	9	0-9	555	61.7
10. Mercer	9	3-6	539	59.9

SCORING DEFENSE	G	Pts	Avg/G
1. UNCG	9	537	59.7
2. ETSU	9	606	67.3
3. Mercer	9	610	67.8
4. Samford	9	625	69.4
5. Western Carolina	9	630	70.0
6. Wofford	9	657	73.0
7. Furman	9	658	73.1
8. The Citadel	9	666	74.0
9. Chattanooga	9	669	74.3
10. VMI	9	670	74.4

SCORING MARGIN	G	Offense	Defense	Margin
1. UNCG	9	70.8	59.7	+11.1
2. Furman	9	83.0	73.1	+9.9
3. Samford	9	77.2	69.4	+7.8
4. Chattanooga	9	74.9	74.3	+0.6
5. ETSU	9	67.6	67.3	+0.2
6. Wofford	9	71.9	73.0	-1.1
7. Western Carolina	9	68.7	70.0	-1.3
8. The Citadel	9	67.6	74.0	-6.4
9. Mercer	9	59.9	67.8	-7.9
10. VMI	9	61.7	74.4	-12.8

FREE THROW PCT	G	FTM	FTA	Pct.
1. The Citadel	9	132	169	.781
2. Furman	9	155	200	.775
3. Wofford	9	104	135	.770
4. Samford	9	134	177	.757
5. Chattanooga	9	124	166	.747
6. VMI	9	75	102	.735
7. UNCG	9	137	192	.714
8. Western Carolina	9	117	165	.709
9. Mercer	9	80	120	.667
10. ETSU	9	99	158	.627

FIELD GOAL PERCENTAGE	G	FGM	FGA	Pct.
1. Samford	9	235	489	.481
2. Furman	9	250	532	.470
3. Wofford	9	238	522	.456
4. ETSU	9	228	506	.451
5. UNCG	9	217	487	.446
6. Chattanooga	9	227	520	.437
7. The Citadel	9	207	488	.424
8. Western Carolina	9	215	518	.415
9. Mercer	9	211	528	.400
10. VMI	9	203	513	.396

FIELD GOAL PCT DEFENSE	G	FGM	FGA	Pct.
1. UNCG	9	189	493	.383
2. ETSU	9	222	549	.404
3. Samford	9	213	500	.426
4. Furman	9	230	524	.439
5. Mercer	9	213	483	.441
6. The Citadel	9	232	516	.450
7. Chattanooga	9	238	527	.452
8. Wofford	9	235	517	.455
9. Western Carolina	9	226	492	.459
10. VMI	9	233	502	.464

3-POINT FG PCT	G	3FGM	3FGA	Pct.
1. Samford	9	91	233	.391
2. Furman	9	92	257	.358
3. UNCG	9	66	191	.346
4. Chattanooga	9	96	282	.340
5. The Citadel	9	62	184	.337
6. ETSU	9	53	160	.331
7. VMI	9	74	227	.326
8. Wofford	9	67	206	.325
9. Western Carolina	9	71	224	.317
10. Mercer	9	37	133	.278

3-POINT FG PCT DEFENSE	G	3FGM	3FGA	Pct.
1. UNCG	9	62	219	.283
2. ETSU	9	69	239	.289
3. The Citadel	9	72	225	.320
4. Furman	9	57	177	.322
5. Samford	9	74	221	.335
6. Wofford	9	83	233	.356
7. Chattanooga	9	77	211	.365
8. VMI	9	86	235	.366
9. Western Carolina	9	62	165	.376
10. Mercer	9	67	172	.390

REBOUNDING OFFENSE	G	Rebounds	Avg/G
1. ETSU	9	346	38.4
2. Furman	9	315	35.0
Chattanooga	9	315	35.0
4. UNCG	9	314	34.9
5. Western Carolina	9	306	34.0
6. Samford	9	304	33.8
Mercer	9	304	33.8
8. VMI	9	301	33.4
9. Wofford	9	290	32.2
10. The Citadel	9	286	31.8

REBOUNDING DEFENSE	G	Rebounds	Avg/G
1. Samford	9	284	31.6
2. Chattanooga	9	301	33.4
3. VMI	9	304	33.8
4. ETSU	9	306	34.0
5. Western Carolina	9	307	34.1
6. Wofford	9	309	34.3
7. Furman	9	311	34.6
8. UNCG	9	313	34.8
9. Mercer	9	320	35.6
10. The Citadel	9	326	36.2

2022-23 Southern Conference
CONFERENCE BASKETBALL STATISTICS
Through games of Jan 27, 2023 (Conference games only)

REBOUNDING MARGIN						
	G	Team	Avg.	Opp.	Avg.	Margin
1.	ETSU	9	346	38.4	306	34.0 +4.4
2.	Samford	9	304	33.8	284	31.6 +2.2
3.	Chattanooga	9	315	35.0	301	33.4 +1.6
4.	Furman	9	315	35.0	311	34.6 +0.4
5.	UNCG	9	314	34.9	313	34.8 +0.1
6.	Western Carolina	9	306	34.0	307	34.1 -0.1
7.	VMI	9	301	33.4	304	33.8 -0.3
8.	Mercer	9	304	33.8	320	35.6 -1.8
9.	Wofford	9	290	32.2	309	34.3 -2.1
10.	The Citadel	9	286	31.8	326	36.2 -4.4

BLOCKED SHOTS			
	G	No.	Avg/G
1.	Chattanooga	9	32 3.6
2.	The Citadel	9	30 3.3
3.	UNCG	9	28 3.1
4.	ETSU	9	27 3.0
5.	Western Carolina	9	25 2.8
6.	Samford	9	21 2.3
7.	Mercer	9	20 2.2
	Furman	9	20 2.2
9.	Wofford	9	17 1.9
10.	VMI	9	12 1.3

ASSISTS			
	G	No.	Avg/G
1.	Furman	9	136 15.1
2.	Chattanooga	9	129 14.3
3.	UNCG	9	124 13.8
4.	Samford	9	118 13.1
5.	Wofford	9	112 12.4
6.	The Citadel	9	108 12.0
7.	ETSU	9	99 11.0
8.	VMI	9	98 10.9
9.	Western Carolina	9	91 10.1
10.	Mercer	9	80 8.9

STEALS			
	G	No.	Avg/G
1.	UNCG	9	78 8.7
2.	Samford	9	59 6.6
3.	Wofford	9	56 6.2
4.	Chattanooga	9	54 6.0
5.	ETSU	9	53 5.9
	VMI	9	53 5.9
7.	The Citadel	9	50 5.6
8.	Western Carolina	9	47 5.2
9.	Mercer	9	46 5.1
10.	Furman	9	45 5.0

TURNOVER MARGIN						
	G	Team	Avg.	Opp.	Avg.	Margin
1.	UNCG	9	93	10.3	134	14.9 +4.6
2.	Furman	9	89	9.9	108	12.0 +2.1
3.	Wofford	9	93	10.3	103	11.4 +1.1
4.	Mercer	9	99	11.0	104	11.6 +0.6
	Western Carolina	9	87	9.7	92	10.2 +0.6
6.	Samford	9	95	10.6	95	10.6 +0.0
7.	Chattanooga	9	102	11.3	98	10.9 -0.4
8.	The Citadel	9	113	12.6	104	11.6 -1.0
9.	ETSU	9	123	13.7	91	10.1 -3.6
10.	VMI	9	128	14.2	93	10.3 -3.9

ASSIST/TURNOVER RATIO						
	G	Ast.	Avg.	T/O	Avg.	Ratio
1.	Furman	9	136	15.1	89	9.9 1.5
2.	UNCG	9	124	13.8	93	10.3 1.3
3.	Chattanooga	9	129	14.3	102	11.3 1.3
4.	Samford	9	118	13.1	95	10.6 1.2
5.	Wofford	9	112	12.4	93	10.3 1.2
6.	Western Carolina	9	91	10.1	87	9.7 1.0
7.	The Citadel	9	108	12.0	113	12.6 1.0
8.	Mercer	9	80	8.9	99	11.0 0.8
9.	ETSU	9	99	11.0	123	13.7 0.8
10.	VMI	9	98	10.9	128	14.2 0.8

OFFENSIVE REBOUNDS			
	G	No.	Avg/G
1.	Mercer	9	102 11.3
2.	VMI	9	100 11.1
3.	ETSU	9	98 10.9
4.	Chattanooga	9	94 10.4
5.	Furman	9	85 9.4
6.	Western Carolina	9	84 9.3
7.	Wofford	9	83 9.2
8.	UNCG	9	75 8.3
	Samford	9	75 8.3
10.	The Citadel	9	61 6.8

DEFENSIVE REBOUNDS			
	G	No.	Avg/G
1.	ETSU	9	248 27.6
2.	UNCG	9	239 26.6
3.	Furman	9	230 25.6
4.	Samford	9	229 25.4
5.	The Citadel	9	225 25.0
6.	Western Carolina	9	222 24.7
7.	Chattanooga	9	221 24.6
8.	Wofford	9	207 23.0
9.	Mercer	9	202 22.4
10.	VMI	9	201 22.3

DEFENSIVE REB PCT.				
	G	D-Reb	Opp. OR	D-Reb%
1.	Western Carolina	9	222	71 .758
2.	Samford	9	229	81 .739
3.	UNCG	9	239	89 .729
4.	Chattanooga	9	221	83 .727
5.	The Citadel	9	225	86 .723
6.	Furman	9	230	88 .723
7.	ETSU	9	248	95 .723
8.	VMI	9	201	85 .703
9.	Mercer	9	202	88 .697
10.	Wofford	9	207	91 .695

OFFENSIVE REB PCT.				
	G	O-Reb	Opp. DR	O-Reb%
1.	ETSU	9	98	211 .317
2.	VMI	9	100	219 .313
3.	Mercer	9	102	232 .305
4.	Chattanooga	9	94	218 .301
5.	Furman	9	85	223 .276
6.	Wofford	9	83	218 .276
7.	Samford	9	75	203 .270
8.	Western Carolina	9	84	236 .263
9.	UNCG	9	75	224 .251
10.	The Citadel	9	61	240 .203

2022-23 Southern Conference
CONFERENCE BASKETBALL STATISTICS
Through games of Jan 27, 2023 (Conference games only)

3-POINT FG MADE	G	No.	Avg/G
1. Chattanooga	9	96	10.7
2. Furman	9	92	10.2
3. Samford	9	91	10.1
4. VMI	9	74	8.2
5. Western Carolina	9	71	7.9
6. Wofford	9	67	7.4
7. UNCG	9	66	7.3
8. The Citadel	9	62	6.9
9. ETSU	9	53	5.9
10. Mercer	9	37	4.1

2022-23 Southern Conference
CONFERENCE BASKETBALL STATISTICS
Through games of Jan 27, 2023 (Conference games only)

Team	Conference	Pct.	PF	PA	Overall	Pct.	PF	PA	Current unbeaten streak
Samford	8-1	.889	77.2	69.4	8-1	.889	77.2	69.4	UNCG -- 5
UNCG	8-1	.889	70.8	59.7	8-1	.889	70.8	59.7	Furman -- 3
Furman	7-2	.778	83.0	73.1	7-2	.778	83.0	73.1	The Citadel -- 2
Wofford	4-5	.444	71.9	73.0	4-5	.444	71.9	73.0	Wofford -- 1
Western Carolina	4-5	.444	68.7	70.0	4-5	.444	68.7	70.0	Mercer -- 1
ETSU	4-5	.444	67.6	67.3	4-5	.444	67.6	67.3	
The Citadel	4-5	.444	67.6	74.0	4-5	.444	67.6	74.0	
Chattanooga	3-6	.333	74.9	74.3	3-6	.333	74.9	74.3	
Mercer	3-6	.333	59.9	67.8	3-6	.333	59.9	67.8	
VMI	0-9	.000	61.7	74.4	0-9	.000	61.7	74.4	

TEAM SUMMARIES	G	PF-PA	Avg score	Margin	FG-FGA	Pct.	3FG-FGA	Pct.	FT-FTA	Pct.	RebF	RebA	Margin
Chattanooga	9	674-669	74.9-74.3	+0.6	227-520	.437	96-282	.340	124-166	.747	315	301	+1.6
ETSU	9	608-606	67.6-67.3	+0.2	228-506	.451	53-160	.331	99-158	.627	346	306	+4.4
Furman	9	747-658	83.0-73.1	+9.9	250-532	.470	92-257	.358	155-200	.775	315	311	+0.4
Mercer	9	539-610	59.9-67.8	-7.9	211-528	.400	37-133	.278	80-120	.667	304	320	-1.8
Samford	9	695-625	77.2-69.4	+7.8	235-489	.481	91-233	.391	134-177	.757	304	284	+2.2
The Citadel	9	608-666	67.6-74.0	-6.4	207-488	.424	62-184	.337	132-169	.781	286	326	-4.4
UNCG	9	637-537	70.8-59.7	+11.1	217-487	.446	66-191	.346	137-192	.714	314	313	+0.1
VMI	9	555-670	61.7-74.4	-12.8	203-513	.396	74-227	.326	75-102	.735	301	304	-0.3
Western Carolina	9	618-630	68.7-70.0	-1.3	215-518	.415	71-224	.317	117-165	.709	306	307	-0.1
Wofford	9	647-657	71.9-73.0	-1.1	238-522	.456	67-206	.325	104-135	.770	290	309	-2.1

ATTENDANCE	Home	Average	Away	Average	Neutral	Average	Total	Average
Chattanooga	5-16626	3325	4-5346	1336	0-0	0	9-21972	2441
ETSU	4-13160	3290	5-8526	1705	0-0	0	9-21686	2410
Furman	4-8068	2017	5-13283	2657	0-0	0	9-21351	2372
Mercer	4-4781	1195	5-8305	1661	0-0	0	9-13086	1454
Samford	5-13887	2777	4-6819	1705	0-0	0	9-20706	2301
The Citadel	4-4648	1162	5-9950	1990	0-0	0	9-14598	1622
UNCG	5-6478	1296	4-5006	1252	0-0	0	9-11484	1276
VMI	4-5475	1369	5-10483	2097	0-0	0	9-15958	1773
Western Carolina	5-8099	1620	4-11093	2773	0-0	0	9-19192	2132
Wofford	5-7792	1558	4-10203	2551	0-0	0	9-17995	1999
Totals	45-89014	1978	45-89014	1978	0-0	0	90-178028	1978

2022-23 Southern Conference
INDIVIDUAL BASKETBALL STATISTICS
Through games of Jan 27, 2023 (Conference games only)

To be ranked, a player must appear in at least 75.0% of their team's games.

SCORING								REBOUNDING							
	Cl	G	FG	3FG	FT	Pts	Avg/G		Cl	G	Off	Def	Total	Avg/G	
1. Jake Stephens-UTC	Sr	7	53	13	36	155	22.1	1. Jake Stephens-UTC	Sr	7	21	49	70	10.0	
2. Logan Dye-SAM	Sr	9	60	20	30	170	18.9	2. Jermaine Marshall-SAM	Jr	9	17	56	73	8.1	
3. Stephen Clark-CIT	Sr	9	64	3	37	168	18.7	3. Tyzhaun Claude-WCU	Jr	9	32	40	72	8.0	
Mike Bothwell-FUR	Sr	9	56	13	43	168	18.7	4. Stephen Clark-CIT	Sr	9	18	50	68	7.6	
5. Jalen Slawson-FUR	Sr	9	46	8	51	151	16.8	Vonterius Woolbright-WCU	Sr	9	10	58	68	7.6	
6. Vonterius Woolbright-WCU	Sr	9	51	2	43	147	16.3	6. Jalen Slawson-FUR	Sr	9	20	45	65	7.2	
7. Keyshaun Langley-UNCG	Sr	9	53	24	16	146	16.2	7. Jaden Seymour-ETSU	So	9	20	43	63	7.0	
8. Jamal Johnson-UTC	Sr	9	42	29	27	140	15.6	8. Jalen Haynes-ETSU	So	9	23	39	62	6.9	
9. Jordan King-ETSU	Sr	9	48	20	21	137	15.2	9. Taeshaud Jackson-VMI	Fr	9	24	34	58	6.4	
10. B.J. Mack-WOF	Sr	9	48	16	24	136	15.1	10. Marcus Foster-FUR	Jr	9	18	38	56	6.2	
11. Tyzhaun Claude-WCU	Jr	9	47	2	37	133	14.8	Mohammed Abdulsalam-UNCG	Sr	9	13	43	56	6.2	
12. Jalyn McCreary-MER	So	9	59	0	10	128	14.2	12. Jalyn McCreary-MER	So	9	21	32	53	5.9	
13. Jermaine Marshall-SAM	Jr	9	43	15	24	125	13.9	13. Asher Woods-VMI	Fr	9	14	37	51	5.7	
14. Jalen Haynes-ETSU	So	9	46	1	30	123	13.7	Logan Dye-SAM	Sr	9	11	40	51	5.7	
15. Tre Jackson-WCU	Jr	9	38	29	17	122	13.6	Austin Ash-CIT	Sr	9	5	46	51	5.7	
16. Austin Ash-CIT	Sr	9	38	25	20	121	13.4	16. Sean Conway-VMI	Sr	9	18	32	50	5.6	
17. Marcus Foster-FUR	Jr	9	39	27	14	119	13.2	17. Jah Quinones-MER	Fr	9	24	24	48	5.3	
18. Jackson Paveletzke-WOF	Fr	9	39	12	23	113	12.6	18. Bas Leyte-UNCG	Sr	9	20	27	47	5.2	
19. Asher Woods-VMI	Fr	9	39	16	18	112	12.4	19. Kyle Filewich-WOF	Jr	9	14	32	46	5.1	
20. Keondre Kennedy-UNCG	Sr	9	36	17	19	108	12.0	20. Mikeal Brown-Jones-UNCG	Jr	9	13	32	45	5.0	
21. JP Pegues-FUR	So	9	38	14	17	107	11.9	Messiah Jones-WOF	Sr	9	18	27	45	5.0	
22. Mikeal Brown-Jones-UNCG	Jr	9	36	5	29	106	11.8								
23. Sean Conway-VMI	Sr	9	36	18	15	105	11.7								
24. Russell Jones Jr.-WCU	Jr	9	34	18	11	97	10.8								
Tyler Houser-VMI	Fr	9	40	11	6	97	10.8								
26. Rickey Bradley-VMI	Fr	9	34	8	18	94	10.4								
27. A.J. Staton-McCray-SAM	So	8	30	9	14	83	10.4								
28. Messiah Jones-WOF	Sr	9	34	0	20	88	9.8								
29. Justice Smith-ETSU	So	9	32	5	18	87	9.7								
30. Kamar Robertson-MER	Sr	7	22	6	15	65	9.3								

FIELD GOAL PCT						ASSISTS				
	Cl	G	FGM	FGA	Pct.		Cl	G	No.	Avg/G
1. Kyle Filewich-WOF	Jr	9	27	40	.675	1. Vonterius Woolbright-WCU	Sr	9	49	5.4
2. A.J. Staton-McCray-SAM	So	8	30	52	.577	2. Dante Treacy-UNCG	Sr	9	36	4.0
3. Logan Dye-SAM	Sr	9	60	107	.561	3. Jake Stephens-UTC	Sr	7	27	3.9
4. Mikeal Brown-Jones-UNCG	Jr	9	36	65	.554	4. Jalen Slawson-FUR	Sr	9	34	3.8
5. Rickey Bradley-VMI	Fr	9	34	63	.540	JP Pegues-FUR	So	9	34	3.8
6. Jalen Slawson-FUR	Sr	9	46	86	.535	6. Tony Felder-VMI	Fr	9	33	3.7
Jalen Haynes-ETSU	So	9	46	86	.535	7. Jaron Rillie-SAM	So	9	31	3.4
8. Messiah Jones-WOF	Sr	9	34	64	.531	Jackson Paveletzke-WOF	Fr	9	31	3.4
9. AJ Smith-CIT	Fr	9	27	51	.529	9. Kobe Langley-UNCG	Sr	9	30	3.3
10. Jake Stephens-UTC	Sr	7	53	101	.525	10. Stephen Clark-CIT	Sr	9	28	3.1
11. Bas Leyte-UNCG	Sr	9	27	52	.519	11. Bubba Parham-SAM	Sr	9	26	2.9
12. Mike Bothwell-FUR	Sr	9	56	110	.509	12. Dalvin White-UTC	Sr	9	25	2.8
13. Jalyn McCreary-MER	So	9	59	116	.509	Jordan King-ETSU	Sr	9	25	2.8
14. Tyzhaun Claude-WCU	Jr	9	47	93	.505	14. Keyshaun Langley-UNCG	Sr	9	22	2.4
15. B.J. Mack-WOF	Sr	9	48	95	.505	Elijah Morgan-CIT	Jr	9	22	2.4

2022-23 Southern Conference
INDIVIDUAL BASKETBALL STATISTICS
Through games of Jan 27, 2023 (Conference games only)

FREE THROW PCT					
	Cl	G	FTM	FTA	Pct.
1. Austin Ash-CIT	Sr	9	20	21	.952
2. Jamal Johnson-UTC	Sr	9	27	30	.900
3. Jackson Paveletzke-WOF	Fr	9	23	26	.885
4. Bubba Parham-SAM	Sr	9	19	22	.864
5. B.J. Mack-WOF	Sr	9	24	28	.857
6. Jordan King-ETSU	Sr	9	21	25	.840
Dante Treacy-UNCG	Sr	9	21	25	.840
8. Jake Stephens-UTC	Sr	7	36	43	.837
9. Mike Bothwell-FUR	Sr	9	43	52	.827
10. Asher Woods-VMI	Fr	9	18	22	.818
11. Messiah Jones-WOF	Sr	9	20	25	.800
12. Jalen Slawson-FUR	Sr	9	51	64	.797
13. Keondre Kennedy-UNCG	Sr	9	19	24	.792
14. Kamar Robertson-MER	Sr	7	15	19	.789
15. Madison Durr-CIT	Fr	9	26	33	.788

STEALS				
	Cl	G	No.	Avg/G
1. Elijah Morgan-CIT	Jr	9	22	2.4
Keyshaun Langley-UNCG	Sr	9	22	2.4
3. Kobe Langley-UNCG	Sr	9	21	2.3
4. Russell Jones Jr.-WCU	Jr	9	15	1.7
Jaron Rillie-SAM	So	9	15	1.7
6. Allen Strothers-ETSU	Fr	9	13	1.4
7. Taeshaud Jackson-VMI	Fr	9	12	1.3
Jamal Johnson-UTC	Sr	9	12	1.3
Vonterius Woolbright-WCU	Sr	9	12	1.3
10. A.J. Staton-McCray-SAM	So	8	10	1.3
11. Rickey Bradley-VMI	Fr	9	11	1.2
Keondre Kennedy-UNCG	Sr	9	11	1.2
Asher Woods-VMI	Fr	9	11	1.2
Jordan King-ETSU	Sr	9	11	1.2
Jermaine Marshall-SAM	Jr	9	11	1.2

3-POINT FG PCT					
	Cl	G	3FG	FGA	Pct.
1. Bubba Parham-SAM	Sr	9	17	38	.447
2. Logan Dye-SAM	Sr	9	20	45	.444
3. Marcus Foster-FUR	Jr	9	27	62	.435
4. Jamal Johnson-UTC	Sr	9	29	69	.420
5. Jackson Price-CIT	So	9	13	31	.419
Carson McCorkle-WOF	So	9	13	31	.419
7. A.J. Staton-McCray-SAM	So	8	9	22	.409
8. Keyshaun Langley-UNCG	Sr	9	24	59	.407
9. Jermaine Marshall-SAM	Jr	9	15	37	.405
10. Jordan King-ETSU	Sr	9	20	50	.400
11. Tyler Houser-VMI	Fr	9	11	28	.393
12. Tre Jackson-WCU	Jr	9	29	75	.387
13. Austin Ash-CIT	Sr	9	25	65	.385
14. Russell Jones Jr.-WCU	Jr	9	18	47	.383
15. Dalvin White-UTC	Sr	9	17	46	.370

3-POINT FG MADE				
	Cl	G	3FG	Avg/G
1. Tre Jackson-WCU	Jr	9	29	3.2
Jamal Johnson-UTC	Sr	9	29	3.2
3. Marcus Foster-FUR	Jr	9	27	3.0
4. Austin Ash-CIT	Sr	9	25	2.8
5. Keyshaun Langley-UNCG	Sr	9	24	2.7
6. Jordan King-ETSU	Sr	9	20	2.2
Logan Dye-SAM	Sr	9	20	2.2
8. Sean Conway-VMI	Sr	9	18	2.0
Russell Jones Jr.-WCU	Jr	9	18	2.0
10. Dalvin White-UTC	Sr	9	17	1.9
Bubba Parham-SAM	Sr	9	17	1.9
Keondre Kennedy-UNCG	Sr	9	17	1.9
13. Jake Stephens-UTC	Sr	7	13	1.9
14. Asher Woods-VMI	Fr	9	16	1.8
B.J. Mack-WOF	Sr	9	16	1.8

BLOCKED SHOTS				
	Cl	G	No.	Avg/G
1. Stephen Clark-CIT	Sr	9	21	2.3
2. Jake Stephens-UTC	Sr	7	15	2.1
3. Jalen Slawson-FUR	Sr	9	14	1.6
4. Jalen Haynes-ETSU	So	9	8	0.9
5. Tyzhaun Claude-WCU	Jr	9	7	0.8
Jermaine Marshall-SAM	Jr	9	7	0.8
Jalyn McCreary-MER	So	9	7	0.8
Mohammed Abdulsalam-UNCG	Sr	9	7	0.8
Jaden Seymour-ETSU	So	9	7	0.8
10. TJ Grant-MER	Fr	7	5	0.7
11. Mikeal Brown-Jones-UNCG	Jr	9	6	0.7
Tyler Harris-WCU	Sr	9	6	0.7
Keondre Kennedy-UNCG	Sr	9	6	0.7
Achor Achor-SAM	So	9	6	0.7
15. Kamar Robertson-MER	Sr	7	4	0.6

ASSIST/TURNOVER RATIO					
	Cl	G	Ast.	T/O	Ratio
1. JP Pegues-FUR	So	9	34	13	2.6
2. Dante Treacy-UNCG	Sr	9	36	14	2.6
3. Kobe Langley-UNCG	Sr	9	30	13	2.3
4. Vonterius Woolbright-WCU	Sr	9	49	23	2.1
5. Jaron Rillie-SAM	So	9	31	15	2.1
6. Jackson Paveletzke-WOF	Fr	9	31	17	1.8
7. Tony Felder-VMI	Fr	9	33	23	1.4
8. Jake Stephens-UTC	Sr	7	27	19	1.4
9. Jalen Slawson-FUR	Sr	9	34	26	1.3
10. Stephen Clark-CIT	Sr	9	28	28	1.0

2022-23 Southern Conference
INDIVIDUAL BASKETBALL STATISTICS
Through games of Jan 27, 2023 (Conference games only)

OFFENSIVE REBOUNDS				
	Cl	G	No.	Avg/G
1. Tyzhaun Claude-WCU	Jr	9	32	3.6
2. Jake Stephens-UTC	Sr	7	21	3.0
3. Jah Quinones-MER	Fr	9	24	2.7
Taeshaud Jackson-VMI	Fr	9	24	2.7
5. Jalen Haynes-ETSU	So	9	23	2.6
6. Jalyn McCreary-MER	So	9	21	2.3
7. Jalen Slawson-FUR	Sr	9	20	2.2
Bas Leyte-UNCG	Sr	9	20	2.2
Jaden Seymour-ETSU	So	9	20	2.2
10. Messiah Jones-WOF	Sr	9	18	2.0
Marcus Foster-FUR	Jr	9	18	2.0
Sean Conway-VMI	Sr	9	18	2.0
Stephen Clark-CIT	Sr	9	18	2.0
14. Jermaine Marshall-SAM	Jr	9	17	1.9
15. Alex Williams-FUR	So	9	14	1.6
Kyler Filewich-WOF	Jr	9	14	1.6
Asher Woods-VMI	Fr	9	14	1.6

DEFENSIVE REBOUNDS				
	Cl	G	No.	Avg/G
1. Jake Stephens-UTC	Sr	7	49	7.0
2. Vonterius Woolbright-WCU	Sr	9	58	6.4
3. Jermaine Marshall-SAM	Jr	9	56	6.2
4. Stephen Clark-CIT	Sr	9	50	5.6
5. Austin Ash-CIT	Sr	9	46	5.1
6. Jalen Slawson-FUR	Sr	9	45	5.0
7. Jaden Seymour-ETSU	So	9	43	4.8
Mohammed Abdulsalam-UNCG	Sr	9	43	4.8
9. Tyzhaun Claude-WCU	Jr	9	40	4.4
Logan Dye-SAM	Sr	9	40	4.4
11. Jalen Haynes-ETSU	So	9	39	4.3
Keondre Kennedy-UNCG	Sr	9	39	4.3
13. Marcus Foster-FUR	Jr	9	38	4.2
14. JP Pegues-FUR	So	9	37	4.1
Asher Woods-VMI	Fr	9	37	4.1

MINUTES PLAYED				
	Cl	G	No.	Avg/G
1. Austin Ash-CIT	Sr	9	345	38.3
2. Asher Woods-VMI	Fr	9	336	37.3
3. Mike Bothwell-FUR	Sr	9	325	36.1
4. Stephen Clark-CIT	Sr	9	323	35.9
5. Jordan King-ETSU	Sr	9	320	35.6
6. Tre Jackson-WCU	Jr	9	313	34.8
JP Pegues-FUR	So	9	313	34.8
8. Jake Stephens-UTC	Sr	7	241	34.4
9. Sean Conway-VMI	Sr	9	303	33.7
10. Russell Jones Jr.-WCU	Jr	9	302	33.6
11. Vonterius Woolbright-WCU	Sr	9	301	33.4
12. Keyshaun Langley-UNCG	Sr	9	300	33.3
13. Rickey Bradley-VMI	Fr	9	292	32.4
14. Marcus Foster-FUR	Jr	9	289	32.1
Elijah Morgan-CIT	Jr	9	289	32.1
16. Jackson Paveletzke-WOF	Fr	9	285	31.7
Jalen Slawson-FUR	Sr	9	285	31.7
18. Keondre Kennedy-UNCG	Sr	9	281	31.2
19. Jamal Johnson-UTC	Sr	9	278	30.9
20. Shawn Walker Jr.-MER	Sr	9	274	30.4
21. B.J. Mack-WOF	Sr	9	273	30.3
Logan Dye-SAM	Sr	9	273	30.3
Bubba Parham-SAM	Sr	9	273	30.3
24. Tyler Harris-WCU	Sr	9	269	29.9
25. Corey Tripp-WOF	So	9	268	29.8
26. Jermaine Marshall-SAM	Jr	9	253	28.1
27. Dante Treacy-UNCG	Sr	9	249	27.7
28. Jaden Seymour-ETSU	So	9	247	27.4
29. Jalen Haynes-ETSU	So	9	246	27.3
30. Jaron Rillie-SAM	So	9	243	27.0

2022-23 Southern Conference
Conference Team Highs
Through games of Jan 27, 2023 (Conference games only)

TEAM HIGHS (highest totals made by)

Points	97	Furman vs The Citadel (01/04/23)
	96	ETSU at The Citadel (01/11/23)
	96	Furman at Wofford (01/22/23)
Margin	29 (80-51)	Chattanooga at Mercer (12/31/22)
	28 (73-45)	Western Carolina vs Mercer (01/07/23)
Field goals made	34	ETSU at The Citadel (01/11/23)
	32	Furman vs The Citadel (01/04/23)
	32	Samford vs Wofford (01/11/23)
	32	ETSU at Chattanooga (01/21/23)
	32	Samford at Furman (01/25/23)
Field goal attempts	70	Furman vs Samford (01/25/23)
	69	Chattanooga vs ETSU (01/21/23)
Field goal percentage	.608 (31-51)	Chattanooga vs Western Carolina (01/11/23)
	.582 (32-55)	Furman vs The Citadel (01/04/23)
3-Pt FG made	16	Furman vs VMI (12/29/22)
	16	VMI at Chattanooga (01/07/23)
	16	Samford vs Wofford (01/11/23)
3-Pt FG attempts	40	Furman vs VMI (12/29/22)
	39	Chattanooga at The Citadel (12/29/22)
	39	Samford vs Wofford (01/11/23)
3-Pt percentage	.625 (10-16)	Furman at Mercer (01/11/23)
	.615 (16-26)	VMI at Chattanooga (01/07/23)
Free throws made	33	UNCG at Furman (01/14/23)
	29	Samford at The Citadel (12/31/22)
Free throw attempts	41	UNCG at Furman (01/14/23)
	34	Samford at The Citadel (12/31/22)
	34	Furman vs Samford (01/25/23)
Free throw percentage	1.000 (17-17)	The Citadel at VMI (01/21/23)
	1.000 (11-11)	VMI at Furman (12/29/22)
Rebounds	46	Western Carolina vs Mercer (01/07/23)
	45	VMI at UNCG (01/25/23)
Assists	25	Furman vs VMI (12/29/22)
	23	Furman vs The Citadel (01/04/23)
Steals	16	ETSU at The Citadel (01/11/23)
	12	Samford vs Wofford (01/11/23)
	12	UNCG vs The Citadel (01/19/23)
	12	UNCG vs VMI (01/25/23)
Blocked shots	9	The Citadel vs Western Carolina (01/14/23)
	9	Western Carolina vs Wofford (01/18/23)
Turnovers	20	The Citadel vs ETSU (01/11/23)
	19	The Citadel at UNCG (01/19/23)
	19	VMI at UNCG (01/25/23)
Fouls	29	Furman vs UNCG (01/14/23)
	26	Samford at Furman (01/25/23)
	26	Mercer vs ETSU (01/25/23)

2022-23 Southern Conference
Conference Individual Highs
Through games of Jan 27, 2023 (Conference games only)

INDIVIDUAL PLAYER GAME HIGHS

Points	42		Jordan King (ETSU) at The Citadel (01/11/23)
	37		Jake Stephens (Chattanooga) vs VMI (01/07/23)
Field goals made	14		Jordan King (ETSU) at The Citadel (01/11/23)
	13		Jake Stephens (Chattanooga) vs Western Carolina (01/11/23)
Field goal attempts	20		Keyshaun Langley (UNCG) at Wofford (12/31/22)
	20		Stephen Clark (The Citadel) vs Western Carolina (01/14/23)
	20		Jalyn McCreary (Mercer) vs ETSU (01/25/23)
Field goal percentage	.889	(8-9)	Shannon Grant (Mercer) vs Furman (01/11/23)
	.846	(11-13)	Jalen Haynes (ETSU) at Chattanooga (01/21/23)
3-Pt FG made	8		Jordan King (ETSU) at The Citadel (01/11/23)
	7		Marcus Foster (Furman) vs VMI (12/29/22)
3-Pt FG attempts	13		Keyshaun Langley (UNCG) at Wofford (12/31/22)
	12		Marcus Foster (Furman) vs VMI (12/29/22)
	12		Austin Ash (The Citadel) at Wofford (01/07/23)
	12		Jordan King (ETSU) at The Citadel (01/11/23)
3-Pt percentage	.857	(6-7)	Marcus Foster (Furman) at Mercer (01/11/23)
	.857	(6-7)	Carson McCorkle (Wofford) vs VMI (01/14/23)
Free throws made	13		Mike Bothwell (Furman) at Wofford (01/22/23)
	13		Jalen Slawson (Furman) vs Samford (01/25/23)
Free throw attempts	15		Jalen Slawson (Furman) vs Samford (01/25/23)
	14		Mike Bothwell (Furman) at Wofford (01/22/23)
Free throw percentage	1.000	(9-9)	Jaron Rillie (Samford) at The Citadel (12/31/22)
	1.000	(8-8)	B.J. Mack (Wofford) vs ETSU (12/29/22)
	1.000	(8-8)	Austin Ash (The Citadel) at VMI (01/21/23)
Rebounds	17		Tyzhaun Claude (Western Carolina) at The Citadel (01/14/23)
	15		Jalyn McCreary (Mercer) vs Chattanooga (12/31/22)
	15		Jake Stephens (Chattanooga) vs VMI (01/07/23)
Assists	10		Jaron Rillie (Samford) vs Mercer (12/28/22)
	10		Vonterius Woolbright (Western Carolina) vs Wofford (01/18/23)
Steals	7		Jordan King (ETSU) at The Citadel (01/11/23)
	6		Jaron Rillie (Samford) vs Wofford (01/11/23)
Blocked shots	5		Jake Stephens (Chattanooga) at The Citadel (12/29/22)
	5		Stephen Clark (The Citadel) vs ETSU (01/11/23)
	5		Stephen Clark (The Citadel) vs Western Carolina (01/14/23)
Turnovers	7		Asher Woods (VMI) at Chattanooga (01/07/23)
	7		Austin Ash (The Citadel) vs ETSU (01/11/23)