



SOUTHERN CONFERENCE MEN'S BASKETBALL

2022-23



702 North Pine Street, Spartanburg, SC 29303 • 864-591-5100 • Fax: 864-591-3448

Phil Perry, Associate Commissioner for Media Relations (MBK contact)

facebook.com/SouthernConference • twitter.com/SoConSports • instagram.com/SouthernConference

2022-23 SOUTHERN CONFERENCE BASKETBALL STANDINGS

	Conference					Overall					
	W-L	Pct.	H	A	ST	W-L	Pct.	H	A	N	ST
Samford	14-2	.875	8-0	6-2	W6	20-9	.690	13-2	7-7	0-0	W6
Furman	13-3	.812	7-1	6-2	W1	22-7	.759	14-2	7-3	1-2	W1
UNCG	13-3	.812	6-2	7-1	W1	19-10	.655	10-3	8-5	1-2	W1
Western Carolina	9-7	.562	5-3	4-4	W2	16-13	.552	8-5	6-8	2-0	W2
Chattanooga	7-9	.438	4-4	3-5	L1	15-14	.517	9-6	6-8	0-0	L1
Wofford	7-9	.438	4-4	3-5	W2	15-14	.517	11-4	4-10	0-0	W2
ETSU	6-10	.375	2-5	4-5	L2	10-19	.345	5-9	4-9	1-1	L2
Mercer	5-11	.312	2-6	3-5	L4	12-17	.414	6-7	4-9	2-1	L4
The Citadel	5-11	.312	3-6	2-5	L1	10-19	.345	5-9	4-9	1-1	L1
VMI	1-15	.062	0-8	1-7	L5	6-23	.207	5-8	1-13	0-2	L5

UPCOMING SCHEDULE (ALL TIMES EASTERN)

Feb. 22 (Wednesday)

*The Citadel at ETSU, 7 p.m.

*Mercer at Furman, 7 p.m.

*Western Carolina at UNCG, 7 p.m.

*Samford at Chattanooga, 7 p.m.

*Wofford at VMI, 7 p.m.

ESPN+

ESPN+

ESPN+

ESPN+

ESPN+

Feb. 25 (Saturday)

*The Citadel at Mercer, 2 p.m.

*Furman at Samford, 2 p.m.

*UNCG at ETSU, 4 p.m.

*VMI at Western Carolina, 4 p.m.

*Chattanooga at Wofford, 7 p.m.

ESPN+

CBSSN

WCYB/ESPN+

ESPN+

Nexstar/ESPN+

Ingles SoCon Games of the Week Nexstar affiliates

WMYT/My 12 (Charlotte)

WYCW/The CW62 (Greenville/Spartanburg/Asheville)

Play-by-play: David Jackson

Analyst: Ralph Patterson

March 3 (Friday)

Ingles SoCon Championship

5 p.m., 7:30 p.m.

(Harrah's Cherokee Center – Asheville; Asheville N.C.)

ESPN+

March 4 (Saturday)

Ingles SoCon Championship

12 p.m., 2:30 p.m., 6 p.m., 8:30 p.m.

(Harrah's Cherokee Center – Asheville; Asheville N.C.)

Nexstar/ESPN+

March 5 (Sunday)

Ingles SoCon Championship

4 p.m., 6:30 p.m.

(Harrah's Cherokee Center – Asheville; Asheville N.C.)

ESPNU/ESPNEWS

March 6 (Monday)

Ingles SoCon Championship

7 p.m.

(Harrah's Cherokee Center – Asheville; Asheville N.C.)

ESPN

SoCon PLAYER OF THE WEEK (2/20)

Bubba Parham, Sr., G, Samford

Samford guard Bubba Parham has been named the Southern Conference Men's Basketball Player of the Week for all contests from Feb. 13-19 after averaging 20.0 points per game in a pair of conference wins on the week.

In Wednesday's battle of first-place squads, Parham scored a season- and game-high 21 points in Samford's 83-71 takedown of UNCG. Parham was 5-for-9 (.556) from the floor, including a 4-for-7 (.571) effort from 3-point range. He was 7-for-9 (.778) from the free-throw line on the evening and added two rebounds, two assists and three steals as the Bulldogs moved into solo possession for first place in the SoCon standings with the win over the Spartans and Furman's loss earlier that evening.

Three days later, Parham scored a team-best 19 points, his second-highest point total of the season, and added four rebounds and two assists in his return to Lexington, Virginia. The senior from Snellville, Georgia, was 7-for-8 (.875) from the floor and went 5-for-6 (.833) from beyond the arc as the Bulldogs cruised to a 96-61 win over VMI, for whom Parham starred from 2017-19, earning SoCon Freshman of the Year honors in 2017-18 and All-SoCon honors in 2018-19.

For the week, Parham averaged 3.0 rebounds, 2.0 assists and 1.5 steals per game in addition to his 20.0 points per contest. He shot 70.6 percent from the floor (12-for-17) and 69.2 percent from 3-point range (9-for-13).



NOTES

• **The final week of Southern Conference regular-season play begins with all 10 teams in action Wednesday at 7 p.m. ET.** With just two games to play, a regular-season title and seeding for the Ingles SoCon Basketball Championship are still on the line.

• **League-leading Samford can clinch at least a share of its first SoCon title with a win at Chattanooga or losses by both Furman and UNCG on Wednesday.** The Bulldogs hold a one-game lead over the Paladins and Spartans, who are both still in contention for the title with two games to play.

• **Samford downed VMI 96-61 on Sunday to reach 20 wins for the second straight season.** Bubba Parham led the Bulldogs with 19 points against his former squad, while Jaron Rillie had 17 points and a game-high eight assists.

• **Chattanooga fell 93-76 to UNCG on Saturday, which snapped a three-game winning streak.** The Mocs saw Jamal Johnson and Demetrius Davis combine for 48 points, with Johnson scoring a career-high 28 points and Davis adding a career-best 20.

• **UNCG seeks its sixth 20-win season in seven tries when it hosts Western Carolina on Wednesday.** The Spartans eclipsed 90 points for the third time in four outings Saturday against Chattanooga, led by Bas Leyte's 16 points.

• **Western Carolina downed Mercer 71-68 on Saturday, with Tre Jackson's 18 points leading four Catamounts in double figures.** Should the Catamounts win their final two regular-season games to reach 11-7 in SoCon play, it would mark their best league wins since a 12-6 showing in 2010-11.

• **Furman, which hosts Mercer on Wednesday, outlasted ETSU 83-79 on Sunday.** The Paladins control their own destiny, as a win over the Bears on Wednesday and at Samford on Sunday would secure at least a share of the regular-season title and the No. 1 seed in the tournament.

• **Mercer fell 71-68 to Western Carolina on Saturday for its fourth straight loss, three of which have come by three points or fewer.** The Bears got a career-best 19 points from freshman Jah Quinones, who was a perfect 8-for-8 from the field.

• **The Citadel visits ETSU on Wednesday after dropping a 72-68 decision to Wofford on Saturday.** Senior Stephen Clark eclipsed the 1,000-point mark for his career and Austin Ash hit eight 3-pointers to become the fifth player in program history with at least 100 made 3s in a season.

• **ETSU gave Furman all it could handle Sunday before settling for its 10th loss this season by four points or fewer.** Jordan King led all scorers with 20 points. Graduate guard Jamarius Hairston was named to the College Sports Communicators Academic All-District Team on Tuesday.

• **Wofford got 16 points from B.J. Mack and 14 from Jackson Paveletke in Saturday's win at The Citadel.** Both hit a pair of clutch free throws to salt away the win in the final 24 seconds.

• **VMI became the first Division I team this season to start five freshmen in Saturday's setback to Samford.** Rookie Asher Woods scored a game-high 21 points, one shy of his career high.

ACTIVE SoCon CAREER LEADERS*

Points scored	(SoCon career rank)
1,891	Mike Bothwell, FUR, 5th
1,851	Jake Stephens, UTC, Gr.
1,411	Bubba Parham, SAM, Sr.
1,401	Jalen Slawson, FUR, 5th
1,127	B.J. Mack, WOF, Sr.

Points scored per game (min. 800 points)	
17.78	Ques Glover (800/45 GP), SAM, Jr.
15.51	Bubba Parham (1,411/91), SAM, Sr.
14.66	Jordan King (894/61), ETSU, Jr.
13.91	B.J. Mack (1,127/81), WOF, Sr.
13.22	Jake Stephens (1,851/140), UTC, Gr.

Field-goal percentage (min. 240 made)	
.632	Messiah Jones (318-503), WOF, Sr.
.532	Stephen Clark (415-780), CIT, Sr.
.516	Logan Dye (424-821), SAM, Sr.
.516	Mohammed Abdulsalam (304-589), UNCG, Gr.
.516	Jalen Slawson (500-969), FUR, 5th

3-point field goals made	
231	Jake Stephens, UTC, Gr.
230	Bubba Parham, SAM, Sr.
208	Keyshaun Langley, UNCG, Sr.
199	Sean Conway, VMI, Sr.
187	Mike Bothwell, FUR, 5th

3-point field-goal percentage (min. 120 made)	
.384	Jake Stephens (231-602), UTC, Gr.
.377	Bubba Parham (230-610), SAM, Sr.
.372	A.J. Caldwell (163-438), UTC, R-Sr.
.369	Sean Conway (199-539), VMI, Sr.
.366	Jordan King (154-421), ETSU, Jr.

Free-throw percentage (min. 110 made)	
.825	Keyshaun Langley (174-211), UNCG, Sr.
.824	Mike Bothwell (360-437), FUR, 5th
.818	B.J. Mack (189-231), WOF, Sr.
.815	Jordan King (110-135), ETSU, Jr.
.814	Ques Glover (179-220), SAM, Jr.

Rebounds	
934	Jake Stephens, UTC, Gr.
781	Jalen Slawson, FUR, 5th
708	Mohammed Abdulsalam, UNCG, Gr.
561	Sean Conway, VMI, Sr.
527	Stephen Clark, CIT, Sr.

Rebounds per game (min. 280 rebounds)	
7.30	Jermaine Marshall (416/57 GP), SAM, Jr.
6.67	Jake Stephens (934/140), UTC, Gr.
6.58	Vonterius Woolbright (362/55), WCU, Sr.
5.42	Jalen Slawson (792/146), FUR, 5th
5.22	Jaden Seymour (303/58), ETSU, So.

Blocked shots	
200	Jake Stephens, UTC, Gr.
188	Stephen Clark, CIT, Sr.
172	Jalen Slawson, FUR, 5th
68	Logan Dye, SAM, Sr.
63	Tyler Harris, WCU, Sr.

Steals	
187	Jalen Slawson, FUR, 5th
158	Keyshaun Langley, UNCG, Sr.
154	Mike Bothwell, FUR, 5th
141	Kobe Langley, UNCG, Sr.
100	A.J. Caldwell, UTC, R-Sr.

Assists	
362	Mike Bothwell, FUR, 5th
355	Jake Stephens, UTC, Gr.
350	Jalen Slawson, FUR, 5th
285	Keyshaun Langley, UNCG, Sr.
272	Stephen Clark, CIT, Sr.

Assists per game (min. 150 assists)	
4.36	Vonterius Woolbright (240/55 GP), WCU, Sr.
3.64	Ques Glover (164/45), SAM, Jr.
3.20	Dante Treacy (195/61), UNCG, Sr.
2.84	Bubba Parham (258/91), SAM, Sr.
2.75	Jordan King (168/61), ETSU, Jr.

*Stats accrued at SoCon schools only

SoCon RECORD BOOK

	TEAM	
3-point field goals made		
Game		
1.	24 VMI vs. Furman	2/12/15
2.	23 The Citadel vs. Mid-Atlantic Christian	11/12/18
	23 The Citadel vs. High Point	11/27/18
4.	22 Georgia Southern vs. Chattanooga	1/17/05
	22 The Citadel vs. UNCG	2/28/19
	22 Samford vs. Belhaven	12/21/20
	22 Furman vs. North Greenville	11/9/21
	22 VMI vs. Carlow	11/9/21
	22 Chattanooga vs. Covenant	11/19/22
10.	21 Furman vs. Virginia Intermont	12/29/04
	21 VMI vs. Johnson	11/18/14
	21 The Citadel vs. Ogelthorpe	11/10/17
	21 Furman vs. North Greenville	11/15/18
	21 VMI vs. Campbellsville-Harrodsburg	12/15/20
	21 Furman vs. South Carolina State	12/21/20
	21 Furman vs. Western Carolina	1/19/22

	Rebounds	
Game		
1.	78 George Wash. vs. Georgetown	1968-69
2.	76 Davidson vs. VMI	1/8/70
3.	70 VMI vs. Mid-Atlantic Christian	12/2/14
4.	69 The Citadel vs. Morris	11/15/22
5.	68 Davidson vs. Emory	11/9/07
6.	67 The Citadel vs. Clemson	11/25/00
	67 The Citadel vs. Johnson	11/13/16
8.	65 Georgia Southern vs. UC Davis	11/12/06
9.	64 ETSU vs. Reinhardt	12/3/18
	64 Western Carolina vs. Brescia	11/13/22

	Free-throw percentage		
Game (minimum 14 made)			
	Pct.	FT-FTA	
1.	100.0	31-31 Marshall vs. Davidson	12/17/79
2.	21-21	Davidson vs. Chattanooga	1/14/78
	21-21	The Citadel vs. Col. of Charleston	1/13/88
4.	20-20	The Citadel vs. Army	11/9/13
5.	19-19	Davidson vs. Furman	1/10/63
	19-19	The Citadel vs. VMI	1968
	19-19	ETSU vs. UNCG	3/6/17
8.	18-18	Western Caro. vs. Davidson	1/5/02
	18-18	The Citadel vs. ETSU	2/26/15
10.	17-17	Western Carolina vs. App State	1/15/11
	17-17	The Citadel at VMI	1/21/23

	INDIVIDUAL	
Blocked shots		
Career		
1.	349 Kyle Hines, UNCG	2004-08
2.	308 Rans Brempong, WCU	2001-05
3.	270 Justin Tuoyo, UTC	2014-17
4.	269 George Singleton, FUR	1981-84
5.	238 Jody Lumpkin, CofC	1998-01
6.	222 James Dickey, UNCG	2016-20
7.	220 Jeremy Clayton, APP	2004-08
8.	215 Kirill Misyuchenko, CIT	1995-98
9.	213 Lucas Troutman, Elon	2010-14
10.	202 Lewis Preston, VMI	1990-93

	200 Jake Stephens, VMI/UTC	2018-pr.

SoCon COACHING RECORDS

Coach, school	Career (yrs.)	School (yrs.)	SoCon (yrs.)
Ed Conroy, The Citadel	192-239 (14th)	59-95 (5th)	34-58 (5th)
Desmond Oliver, ETSU	25-36 (2nd)	Same	13-21 (2nd)
Bob Richey, Furman	133-54 (6th)	Same	76-27 (6th)
Greg Gary, Mercer	77-103 (6th)	60-59 (4th)	32-37 (4th)
Mike Jones, UNCG	210-175 (12th)	36-25 (2nd)	22-12 (2nd)
Bucky McMillan, Samford	47-33 (3rd)	Same	26-19 (3rd)
Dan Earl, Chattanooga	88-153 (8th)	15-14 (1st)	41-97 (8th)
Andrew Wilson, VMI	6-23 (1st)	Same	1-15 (1st)
Justin Gray, Western Carolina	27-34 (2nd)	Same	14-20 (2nd)
Dwight Perry, Wofford (interim)	10-10 (1st)	Same	7-9 (1st)

SoCon PLAYERS OF THE WEEK

Nov. 14.....	Jake Stephens, Gr., C, Chattanooga
Nov. 21.....	Mike Bothwell, 5th, G, Furman
Nov. 28.....	Jake Stephens, Gr., C, Chattanooga
Dec. 5.....	Jake Stephens, Gr., C, Chattanooga
Dec. 12.....	Jake Stephens, Gr., C, Chattanooga
Dec. 19.....	Jake Stephens, Gr., C, Chattanooga
Dec. 26.....	Jackson Paveletzke, Fr., G, Wofford
Jan. 2.....	Logan Dye, Sr., F, Samford
Jan. 9.....	Jake Stephens, Gr., C, Chattanooga
Jan. 16.....	Jordan King, Jr., G, ETSU
Jan. 23.....	Jermaine Marshall, Jr., F, Samford
Jan. 30.....	Jalyn McCreary, R-Jr., F, Mercer
Feb. 6.....	Jalen Slawson, 5th, F, Furman
Feb. 13.....	Tre Jackson, R-Jr., G, Western Carolina
Feb. 20.....	Bubba Parham, Sr., G, Samford
Feb. 27.....	

SoCon PLAYERS OF THE MONTH

November.....	Jake Stephens, Gr., C, Chattanooga
December.....	Jake Stephens, Gr., C, Chattanooga
January.....	Jalen Slawson, 5th, F, Furman
February.....	

NATIONAL/REGIONAL HONORS

USBWA Oscar Robertson Trophy Midseason Watch List
Jake Stephens, Gr., C, Chattanooga

Karl Malone Award Watch List
Jalen Slawson, 5th, F, Furman

Lou Henson Award Watch List
Mike Bothwell, 5th, G, Furman
Jalen Slawson, 5th, F, Furman
Ques Glover, Jr., G, Samford
Jake Stephens, Gr., C, Chattanooga

Field of 68 National Player of the Week
Dec. 19.....Mike Bothwell, 5th, G, Furman

USBWA Oscar Robertson National Player of the Week
Dec. 20.....Jake Stephens, Gr., C, Chattanooga

College Sports Communicators Academic All-District
Jamarius Hairston, ETSU

SPECIALTY STATS LEADERS

40-point games	Ovr.	SoCon
Jordan King, ETSU	1	1
Tre Jackson, WCU	1	1

30-point games	Ovr.	SoCon
Jake Stephens, UTC	4	2
Mike Bothwell, FUR	2	0
Jordan King, ETSU	1	1
Tre Jackson, WCU	1	1
Vonterius Woolbright, WCU	1	1

20-point games	Ovr.	SoCon
Stephen Clark, CIT	10	5
Mike Bothwell, FUR	10	4
Jake Stephens, UTC	10	3
Jalyn McCreary, MER	9	4
B.J. Mack, WOF	8	6
Jackson Paveletzke, WOF	8	4
Austin Ash, CIT	7	2
Jalen Haynes, ETSU	7	5
Jordan King, ETSU	7	6
Jamal Johnson, UTC	7	5
Jalen Slawson, FUR	6	4
Sean Conway, VMI	6	1
Asher Woods, VMI	6	2
Logan Dye, SAM	5	4
Tre Jackson, WCU	5	3
Vonterius Woolbright, WCU	5	4
Marcus Foster, FUR	4	3
Ques Glover, SAM	4	3
JP Pegues, FUR	3	1
Keondre Kennedy, UNCG	3	1
Keyshaun Langley, UNCG	3	3
Tony Felder, VMI	3	0
Tyzhaun Claude, WCU	3	1
Justice Smith, ETSU	2	1
Garrett Hein, FUR	2	1
Jermaine Marshall, SAM	2	2
Sam Alexis, UTC	2	1
Rickey Bradley, VMI	2	1
Russell Jones Jr., WCU	2	2
Madison Durr, CIT	1	0
Elijah Morgan, CIT	1	0
Josh Taylor, ETSU	1	0
DeAnthony Tipler, ETSU	1	0
Luis Hurtado Jr., MER	1	0
Kamar Robertson, MER	1	0
Shawn Walker Jr., MER	1	0
Michael Zanoni, MER	1	0
Mohammed Abdulsalam, UNCG	1	1
Mikael Brown-Jones, UNCG	1	0
Achor Achor, SAM	1	0
Bubba Parham, SAM	1	1
Demetrius Davis, UTC	1	1
Devin Butler, VMI	1	0
Tyler Houser, VMI	1	1
Carson McCorkle, WOF	1	1

20-rebound games	Ovr.	SoCon
Jake Stephens, UTC	1	0

10-rebound games	Ovr.	SoCon
Jake Stephens, UTC	11	4
Tyzhaun Claude, WCU	9	4
Jalen Slawson, FUR	8	4
Mohammed Abdulsalam, UNCG	6	4
Taeshaud Jackson, VMI	6	6
Jaden Seymour, ETSU	4	2
David Craig, MER	4	0
Keondre Kennedy, UNCG	4	2
Jermaine Marshall, SAM	4	4
Vonterius Woolbright, WCU	4	2
Stephen Clark, CIT	3	1
Jalen Haynes, ETSU	3	2
Luis Hurtado Jr., MER	3	1
Sean Conway, VMI	3	1
Messiah Jones, WOF	3	2
Brady Spence, CIT	2	1
Josh Taylor, ETSU	2	0
Garrett Hein, FUR	2	0
Jalyn McCreary, MER	2	2
Mikael Brown-Jones, UNCG	2	1
Sam Alexis, UTC	2	0
Tyler Houser, VMI	2	2

Marcus Kell, WCU	2	0
Austin Ash, CIT	1	0
Madison Durr, CIT	1	1
David Maynard, CIT	1	0
Jamarius Hairston, ETSU	1	1
Marcus Foster, FUR	1	1
Tyrese Hughey, FUR	1	0
Ben VanderWal, FUR	1	1
TJ Grant, MER	1	0
Jah Quinones, MER	1	1
Base Leyte, UNCG	1	0
Achor Achor, SAM	1	0
Bubba Parham, SAM	1	0
A.J. Staton-McCray, SAM	1	1
Demetrius Davis, UTC	1	0
Jamal Johnson, UTC	1	1
Rickey Bradley, VMI	1	0
Asher Woods, VMI	1	1
Marlow Gilmore, WCU	1	0
Kyler Filewich, WOF	1	0
B.J. Mack, WOF	1	1
Amarri Tice, WOF	1	0

10-assist games	Ovr.	SoCon
Vonterius Woolbright, WCU	2	2
Carter Whitt, FUR	1	1
Luis Hurtado Jr., MER	1	0
Jaron Rillie, SAM	1	1
Rickey Bradley, VMI	1	0
DJ Campbell, WCU	1	0
Jackson Paveletzke, WOF	1	0

5-block games	Ovr.	SoCon
Jake Stephens, UTC	3	1
Stephen Clark, CIT	2	2

5-steal games	Ovr.	SoCon
Jordan King, ETSU	1	1
Keyshaun Langley, UNCG	1	1
Jaron Rillie, SAM	1	1
A.J. Staton-McCray, SAM	1	1
Devin Butler, VMI	1	0
Russell Jones Jr., WCU	1	0
Corey Tripp, WOF	1	0

Double-doubles	Ovr.	SoCon
Jake Stephens, UTC	11	4
Tyzhaun Claude, WCU	9	4
Jalen Slawson, FUR	8	4
Vonterius Woolbright, WCU^	6	4
Luis Hurtado Jr., MER*	4	1
Mohammed Abdulsalam, UNCG	4	3
Keondre Kennedy, UNCG	4	2
Jermaine Marshall, SAM	4	4
Jalen Haynes, ETSU	3	2
Jaden Seymour, ETSU	3	1
David Craig, MER	3	0
Taeshaud Jackson, VMI	3	3
Stephen Clark, CIT	2	1
Jalyn McCreary, MER	2	2
Sam Alexis, UTC	2	0
Sean Conway, VMI	2	0
Marcus Kell, WCU	2	0
Messiah Jones, WOF	2	1
Austin Ash, CIT	1	0
Madison Durr, CIT	1	1
Brady Spence, CIT	1	1
Jamarius Hairston, ETSU	1	1
Josh Taylor, ETSU	1	0
Marcus Foster, FUR	1	1
Tyrese Hughey, FUR	1	0
Ben VanderWal, FUR	1	1
Base Leyte, UNCG	1	0
Achor Achor, SAM	1	0
Bubba Parham, SAM	1	0
A.J. Staton-McCray, SAM	1	1
Demetrius Davis, UTC	1	0
Jamal Johnson, UTC	1	1
Tyler Houser, VMI	1	1
DJ Campbell, WCU*	1	0
Marlow Gilmore, WCU	1	0
Kyler Filewich, WOF	1	0
B.J. Mack, WOF	1	1
Jackson Paveletzke, WOF*	1	0

30/20 games	Ovr.	SoCon
Jake Stephens, UTC	1	0

30/10 games	Ovr.	SoCon
Jake Stephens, UTC	4	2
Vonterius Woolbright, WCU	1	1

20/20 games	Ovr.	SoCon
Jake Stephens, UTC	1	0

20/10 games	Ovr.	SoCon
Jake Stephens, UTC	9	3
Jalen Slawson, FUR	3	2
Stephen Clark, CIT	1	0
Jalen Haynes, ETSU	1	1
Marcus Foster, FUR	1	1
Jalyn McCreary, MER	1	1
Sam Alexis, UTC	1	0
Sean Conway, VMI	1	0
Tyzhaun Claude, WCU	1	0
Vonterius Woolbright, WCU	1	1
B.J. Mack, WOF	1	1
Jackson Paveletzke, WOF*	1	0

* 1 via points/assists
^ 2 via points/assists

3-Pointer Streaks

• Five Southern Conference players have streaks of at least 10 games with at least one made 3-pointer, led by The Citadel's Austin Ash, whose 31-game stretches back to his final two games in an Iowa uniform.

Consecutive games with a 3-pointer

Player, school, class	'22-23	'21-22	Total
Austin Ash, CIT, Gr.	29	2*	31
Tre Jackson, WCU, Sr.	28	x	28
Bubba Parham, SAM, Sr.	17	x	17
Tony Felder Jr., VMI, Fr.	14	x	14
Elijah Morgan, CIT, Gr.	10	x	10

* Streak began at previous school

• As a team, ETSU has the fourth-longest active streak in the NCAA at 1,121 consecutive games with a made 3-pointer. The last time the Bucs failed to make at least one triple was in an 0-for-8 showing against Davidson on Feb. 16, 1987.

MID-MAJOR TOP 25

Collegiate.com Mid-Major Top 25

School (1st-place)	PS	N14	N21	N28	D5	D12	D19	D26	J2	J9	J16	J23	J30	F6	F13	F20
Saint Mary's (29)	3	2	2	4	5	3	3	3	3	3	3	3	2	1	1	1
Gonzaga (2)	1	1	1	1	1	1	1	1	1	1	1	1	1	2	2	2
Oral Roberts	12	15	16	-	-	24	16	14	10	6	8	7	7	4	3	2
Charleston	-	-	8	3	2	2	2	2	2	2	2	2	3	5	4	4
Drake	2	4	3	2	3	5	7	5	6	8	5	17	12	7	6	5
Kent State	7	6	4	5	4	4	4	4	4	4	4	6	8	7	6	6
Southern Miss	-	-	-	18	18	12	8	10	5	7	11	10	8	6	5	7
Hofstra	24	16	17	17	19	-	-	-	-	-	-	-	19	15	13	8
Marshall	-	-	-	-	24	14	14	12	16	17	9	8	10	12	12	9
Toledo	4	5	5	9	13	10	13	13	13	16	23	19	18	16	14	10
Utah Valley	-	-	-	-	-	-	-	-	25	14	16	18	20	17	15	11
Louisiana	13	8	7	8	7	6	5	6	11	10	6	5	4	3	8	12
Liberty	5	9	14	16	20	20	-	25	22	23	19	13	9	11	11	13
Furman	6	3	12	10	9	19	24	20	24	21	-	-	16	10	10	14
UC Santa Barbara	16	12	15	13	15	15	11	11	8	5	7	6	5	9	9	15
Eastern Washington	-	-	-	-	-	-	-	-	-	-	-	-	-	23	17	16
Sam Houston	-	18	10	6	8	7	6	7	9	13	22	22	21	22	18	17
Bradley	-	-	-	-	-	-	-	-	19	21	-	-	-	-	21	18
Santa Clara	-	-	-	-	22	-	17	16	18	20	13	14	17	20	20	19
Southern Utah	-	-	-	-	-	-	-	-	-	-	21	23	15	19	22	20
Iona	9	10	11	15	14	8	9	9	7	12	17	12	-	24	23	21
Southern Illinois	14	20	21	22	25	-	-	-	23	24	10	9	11	13	16	22
UC Irvine	-	13	18	11	16	16	21	-	-	-	-	-	-	-	-	23
Youngstown	-	-	-	-	-	-	-	-	-	-	-	-	-	-	-	24
Kennesaw State	-	-	-	-	-	-	-	-	-	-	-	-	-	-	-	25

UNCW	-	-	-	-	-	20	18	15	11	14	15	14	14	19	-	-
Loyola Marymount	-	-	-	-	-	-	-	-	-	-	-	21	13	-	24	-
Akron	18	19	20	-	-	-	-	-	-	-	-	-	-	18	-	-
BYU	10	11	9	20	-	-	-	-	20	22	12	-	-	21	-	-
Belmont	21	22	-	-	-	-	-	-	-	-	-	16	24	25	-	-
Seattle	-	-	-	25	-	-	-	-	-	-	18	11	22	-	-	-
Stephen F. Austin	-	-	-	-	-	-	-	-	18	20	25	23	-	-	-	-
Colgate	-	-	-	-	-	-	-	-	-	-	-	-	25	-	-	-
Milwaukee	-	-	-	-	-	-	-	-	-	-	-	20	-	-	-	-
UMass-Lowell	-	-	-	-	25	25	21	17	19	25	24	-	-	-	-	-
Indiana State	-	-	24	24	11	11	12	15	14	9	15	-	-	-	-	-
Cornell	-	-	-	-	-	-	-	-	-	-	24	-	-	-	-	-
Yale	-	-	-	23	12	13	10	8	12	15	-	-	-	-	-	-
Princeton	-	-	-	-	-	-	-	-	-	25	-	-	-	-	-	-
James Madison	-	-	-	-	22	15	23	19	-	-	-	-	-	-	-	-
San Francisco	-	-	19	19	21	21	22	17	-	-	-	-	-	-	-	-
Northwestern State	-	-	-	23	18	19	22	-	-	-	-	-	-	-	-	-
Grand Canyon	11	14	13	14	10	23	23	24	-	-	-	-	-	-	-	-
Towson	8	7	6	7	6	9	18	-	-	-	-	-	-	-	-	-
Bryant	23	23	23	12	17	17	-	-	-	-	-	-	-	-	-	-
Norfolk State	20	21	22	21	-	-	-	-	-	-	-	-	-	-	-	-
New Mexico State	22	25	25	-	-	-	-	-	-	-	-	-	-	-	-	-
South Dakota State	15	17	-	-	-	-	-	-	-	-	-	-	-	-	-	-
Purdue-Fort Wayne	17	24	-	-	-	-	-	-	-	-	-	-	-	-	-	-
NKU	19	-	-	-	-	-	-	-	-	-	-	-	-	-	-	-
Longwood	25	-	-	-	-	-	-	-	-	-	-	-	-	-	-	-

OTHERS RECEIVING VOTES: UNCW 55, Colgate 44, UNC Asheville 38, Akron 37, James Madison 36, Loyola Marymount 34, **Samford 28**, Vermont 27, Norfolk State 23, Belmont 20, UMass-Lowell 20, Towson 17, Ball State 14, Indiana State 14, Howard 12, Yale 12, Montana State 10, Seattle 10, **UNCG 10**, Texas A&M Corpus Christi 5, Grambling 4, Hawaii 2, Northwestern State 1.

SoCon AMONG NCAA DI STATISTICS LEADERS (TOP 25)

TEAM Assist/turnover ratio
6. Furman, 1.60

Assists per game
4. Furman, 18.1

Bench points per game
23. Samford, 26.83

Effective FG pct.
8. Furman, .565

Field-goal percentage
17. Furman, 48.5

Fouls per game
14. Wofford, 14.0

Free-throw attempts per game
14. Samford, 23.0

Free-throw percentage
16. VMI, 76.8

Free-throws made per game
9. Samford, 17.2

Scoring margin
21. Furman, 11.2

Scoring offense
13. Furman, 82.2

3-point attempts per game
2. Chattanooga, 30.4
10. Furman, 27.9
14. VMI, 26.9

3-point percentage
18. Chattanooga, 38.1

3-pointers per game
1. Chattanooga, 11.6
14. Furman, 9.7
15. VMI, 9.6

INDIVIDUAL Assist/turnover ratio
21. Kobe Langley, UNCG, 2.78

Double-doubles
19. Jake Stephens, UTC, 11

Field goals
14. Jalyn McCreary, MER, 206
24. Stephen Clark, CIT, 197

Free-throw attempts
16. Venterius Woolbright, WCU, 186

Minutes per game
9. Austin Ash, CIT, 37:20

3-point attempts
5. Austin Ash, CIT, 253
21. Tre Jackson, WCU, 217

3-point percentage
15. Tre Jackson, WCU, 42.9

3-pointers per game
7. Austin Ash, CIT, 3.48
10. Tre Jackson, WCU, 3.32

Total 3-pointers made
5. Austin Ash, CIT, 101
7. Tre Jackson, WCU, 93

OTHER NATIONAL RANKINGS

SoCon in the NET Rankings (Feb. 21)

90	Furman
106	UNCG
129	Samford
187	Chattanooga
226	Wofford
239	Western Carolina
251	Mercer
263	ETSU
325	The Citadel
357	VMI

SoCon in the RPI (via WarrenNolan.com, Feb. 21)

106	UNCG
116	Furman
141	Samford
215	Chattanooga
219	Western Carolina
236	Wofford
281	Mercer
314	ETSU
316	The Citadel
3535	VMI

THE SoCon ON TELEVISION

The SoCon will have five regular-season games on ESPNU and five on CBS Sports Network this season. The league will also continue to have its weekly Ingles SoCon Game of the Week on select Nexstar affiliates during league play.

Additionally, the quarterfinals of the Ingles SoCon Basketball Championship will air on select Nexstar affiliates, the semifinals will air on either ESPN2 or ESPN and the final will air on ESPN.

Preseason predictions

Furman is the preseason favorite to win the 2022-23 Southern Conference men's basketball title in polling of the league's 10 men's basketball coaches and media. Jake Stephens, a graduate transfer at Chattanooga after four years at VMI, is the coaches' preseason player of the year selection after finishing second in the league in scoring (19.6 ppg) and rebounding (9.0 rpg) last season. He also led the league in field-goal percentage (.551) and 3-point field-goal percentage (.490).

Preseason Player of the Year

Jake Stephens, Gr., C, Chattanooga

Preseason All-Southern Conference Team

Jordan King, Jr., G, ETSU
Mike Bothwell, 5th, G, Furman
Jalen Slawson, 5th, F, Furman
Logan Dye, Sr., F, Samford
Ques Glover, Jr., G, Samford
Jermaine Marshall, Jr., F, Samford
Bubba Parham, Sr., G, Samford
Jake Stephens, Gr., C, Chattanooga
Messiah Jones, Sr., F, Wofford
B.J. Mack, Sr., F/C, Wofford

Coaches poll

Team (1st)	Total	Media poll Team (1st)	Total
1. Furman (6)	78	1. Furman (18)	263
2. Samford (4)	74	2. Chattanooga (3)	231
3. UNCG	63	3. Samford (5)	223
4. Chattanooga	60	4. UNCG (1)	201
5. Wofford	41	5. Wofford	168
6. ETSU	40	6. ETSU	138
7. Mercer	39	7. Mercer (1)	137
8. Western Carolina	29	8. Western Carolina	79
9. The Citadel	17	9. The Citadel	57
10. VMI	9	10. VMI	43

SoCon vs. OTHER CONFERENCES

HOME TEAMS UNDERLINED ALL TIMES EASTERN

America East Conference (1-0)

11/22 UNCG 76, UMBC 72

American Athletic Conference (0-2)

11/8 East Carolina 77, Mercer 75
12/4 UCF 80, Samford 77 (OT)

ASUN Conference (0-6)

11/23 Lipscomb 72, Chattanooga 66
12/2 Kennesaw State 66, Mercer 63
12/3 Jacksonville State 63, ETSU 61
12/10 FGCU 67, Mercer 62
12/14 Queens 78, ETSU 75
12/22 Eastern Kentucky 68, UNCG 64

Atlantic 10 Conference (0-4)

11/7 Richmond 69, VMI 48
11/13 Davidson 75, VMI 71
12/7 Davidson 72, Western Carolina 64
12/22 Fordham 80, VMI 77 (OT)

Atlantic Coast Conference (0-5)

11/7 Clemson 80, The Citadel 69
11/11 Miami (Fla.) 79, UNCG 65
11/21 Florida State 81, Mercer 72
12/13 NC State 92, Furman 73
12/13 North Carolina 100, The Citadel 67

Big East Conference (0-2)

11/19 Butler 89, The Citadel 42
11/30 DePaul 103, Samford 98 (OT)

Big Sky Conference (1-0)

11/25 UNCG 77, Montana State 66
(Northern Classic; Laval, Quebec, Canada)

Big South Conference (8-9)

11/10 The Citadel 70, Presbyterian 58
11/12 High Point 91, Wofford 80
11/18 Longwood 90, VMI 58
11/18 Wofford 60, Gardner-Webb 58
11/19 Mercer 77, Winthrop 68
11/26 UNC Asheville 73, Western Carolina 61
11/29 Presbyterian 72, VMI 57
11/30 The Citadel 76, Charleston Southern 73
11/30 Gardner-Webb 71, Western Carolina 55
12/1 Wofford 76, Presbyterian 63
12/3 Chattanooga 82, Gardner-Webb 71
12/3 USC Upstate 79, Western Carolina 64
12/6 High Point 85, Furman 82
12/10 VMI 77, Radford 74
12/10 Furman 82, Winthrop 67
12/17 Longwood 75, The Citadel 70
12/17 UNC Asheville 74, ETSU 73

Big Ten Conference (0-2)

11/10 Maryland 71, Western Carolina 51
11/17 Penn State 73, Furman 68
(Shriners Children's Charleston Classic; Charleston, S.C.)

Colonial Athletic Association (3-6)

11/7 College of Charleston 85, Chattanooga 78
11/11 ETSU 77, Elon 64
(Asheville Championship at Asheville, N.C.)
11/17 Towson 56, UNCG 53
11/20 Wofford 78, North Carolina A&T 64
11/26 Hofstra 65, UNCG 53
(Northern Classic; Laval, Quebec, Canada)
11/27 Towson 70, Mercer 60
(Hostilo Hoops Community Classic; Savannah, Ga.)
11/30 North Carolina A&T 73, UNCG 56
12/3 College of Charleston 79, The Citadel 57
12/3 UNCG 65, Elon 61

Conference USA (1-1)

11/25 Louisiana Tech 79, Samford 76
12/15 Chattanooga 82, Middle Tennessee 73

Division I Independent (0-1)

1/30 Chicago State 76, The Citadel 75

Horizon League (3-0)

11/25 The Citadel 74, IUPUI 53
(Big Easy Classic; New Orleans, La.)
11/25 Mercer 72, Robert Morris 66
(Hostilo Hoops Community Classic; Savannah, Ga.)
12/6 Chattanooga 88, Milwaukee 76

Metro Atlantic Athletic Conference (1-0)

11/26 Mercer 60, Fairfield 58
(Hostilo Hoops Community Classic; Savannah, Ga.)

Mid-Eastern Athletic Conference (1-2)

12/3 Furman 88, South Carolina State 76
12/17 South Carolina State 62, Samford 61
12/20 North Carolina Central 81, The Citadel 74

Missouri Valley Conference (3-2)

11/11 Furman 89, Belmont 74
11/14 Drake 80, Wofford 72
11/23 Samford 79, Valparaiso 49
11/26 Chattanooga 69, Murray State 66
12/18 Belmont 83, Chattanooga 79 (OT)
12/21 Samford at Belmont, 7:30 p.m.

Non-Division I (25-1)

11/7 UNCG 93, Johnson & Wales 60
(Fleming Gymnasium)
11/7 ETSU 88, Emory & Henry 66
11/7 Furman 91, North Greenville 55
11/7 Wofford 120, Bob Jones 48
11/7 Samford 109, Anderson 85
11/10 Chattanooga 93, Oakland City 49
11/10 VMI 100, Penn State New Kensington 58
11/10 Samford 80, Spring Hill 61
11/11 Mercer 118, Milligan 64
11/12 Samford 90, Belhaven 38
11/13 Western Carolina 112, Brescia 45
11/15 The Citadel 109, Morris College 66
11/19 Chattanooga 108, Covenant 55
11/23 Wofford 70, North Greenville 59
11/25 Furman 102, Tusculum 74
11/26 VMI 108, Regent 58
11/27 Tennessee Southern 84, Samford 82
11/30 ETSU 84, Mars Hill 56
12/6 Mercer 100, Middle Georgia State 62
12/7 VMI 106, Carlow 67
12/10 Chattanooga 97, Johnson University 47
12/10 Western Carolina 99, Brevard 55
12/17 Wofford 107, Montreat 65
12/18 UNCG 120, Warren Wilson 48
(Fleming Gymnasium)
12/19 Furman 106, Anderson 79
12/20 Western Carolina 117, Toccoa Falls 50

Northeast Conference (0-1)

11/20 Farleigh Dickinson 93, VMI 89
(JK54 Classic; Farmville, Va.)

Ohio Valley Conference (5-3)

11/17 ETSU 84, Little Rock 76
11/19 SIUE 93, VMI 67
(JK54 Classic at Farmville, Va.)
11/20 Western Carolina 90, Lindenwood 88 (OT)
(McNeese State MTE; Lake Charles, La.)
11/20 Tennessee Tech 69, ETSU 62
11/30 Chattanooga 81, Tennessee Tech 74
12/11 Morehead State 61, ETSU 57
12/17 Mercer 79, Morehead State 52
12/17 Western Carolina 75, Tennessee Tech 65

Patriot League (1-1)

12/3 VMI 80, Navy 72
12/13 American 69, VMI 61

Southeastern Conference (2-8)

11/7 Georgia 68, Western Carolina 55
11/15 Ole Miss 70, Chattanooga 58
11/20 Furman 79, South Carolina 60
(Shriners Children's Charleston Classic at Charleston, S.C.)
11/27 Georgia 62, ETSU 47
11/27 LSU 78, Wofford 75
12/3 Vanderbilt 65, Wofford 62
12/6 #9 Arkansas 65, UNCG 58
12/20 Wofford 67, Texas A&M 62

America East Conference.....	1-0
American Athletic Conference.....	0-2
ASUN Conference.....	0-6
Atlantic 10 Conference.....	0-4
Atlantic Coast Conference.....	0-5
Big East Conference.....	0-2
Big Sky Conference.....	1-0
Big South Conference.....	8-9
Big Ten Conference.....	0-2
Colonial Athletic Association.....	3-6
Conference USA.....	1-1
Division I Independents.....	0-1
Horizon League.....	3-0
Metro Atlantic Athletic Conference.....	1-0
Mid-Eastern Athletic Conference.....	1-2
Missouri Valley Conference.....	3-2
Non-Division I opponents.....	25-1
Northeast Conference.....	0-1
Ohio Valley Conference.....	5-3
Patriot League.....	1-1
Southeastern Conference.....	2-8
Southland Conference.....	3-0
Southwestern Athletic Conference.....	2-0
Summit League.....	0-1
Sun Belt Conference.....	4-6
Western Athletic Conference.....	1-1

Total.....	65-64
Home.....	44-16
Away.....	12-39
Neutral.....	9-9
vs. Top 25.....	0-1

12/21 Georgia 72, Chattanooga 65
12/21 LSU 72, ETSU 68

Southland Conference (3-0)

11/18 Western Carolina 88, McNeese 69
11/19 Western Carolina 98, Lamar 91 (OT)
(McNeese State MTE at Lake Charles, La.)
11/23 The Citadel 72, New Orleans 65

Southwestern Athletic Conference (2-0)

11/17 Samford 84, Alabama A&M 64
11/20 Samford 78, Texas Southern 63

Summit League (0-1)

11/24 Denver 74, The Citadel 71
(Big Easy Classic; New Orleans, La.)


Sun Belt Conference (4-6)

11/13 Louisiana 81, ETSU 77
(Asheville Championship; Asheville, N.C.)
11/15 Georgia State 85, Mercer 83 (OT)
11/18 Old Dominion 82, Furman 77
(Shriners Children's Charleston Classic; Charleston, S.C.)
11/23 App State 74, ETSU 70
11/29 Furman 65, App State 61
12/6 Wofford 71, Coastal Carolina 61
12/10 Georgia Southern 79, Wofford 57
12/10 Louisiana 75, Samford 58
12/13 UNCG 75, Marshall 67
12/21 Mercer 82, Troy 79

Western Athletic Conference (1-1)

11/27 Stephen F. Austin 75, UNCG 58
(Northern Classic; Laval, Quebec, Canada)
12/17 Furman 72, Stephen F. Austin 70
(Greenville Winter Invitational/Bon Secours Wellness Arena)

All times Eastern
Schedule subject to change




The Citadel

(10-19, 5-11 SoCon)

N7	at Clemson (ACC Network Extra)	L, 69-80
N10	PRESBYTERIAN (ESPN+)	W, 70-58
N15	MORRIS COLLEGE (ESPN+)	W, 109-66
N19	at Butler (FS2)	L, 42-89
N23	at New Orleans^ (ESPN+)	W, 72-65
N24	vs. Denver^ (ESPN+)	L, 71-74
N25	vs. IUPUI^ (ESPN+)	W, 74-53
N30	at Charleston Southern (ESPN+)	W, 76-73
D3	COLLEGE OF CHARLESTON (ESPN+)	L, 57-79
D13	at North Carolina (ESPN2)	L, 67-100
D17	LONGWOOD (ESPN+)	L, 70-75
D20	at North Carolina Central (NCCU Sports Network)	L, 74-81
D29	*CHATTANOOGA (ESPN+)	W, 76-68
D31	*SAMFORD (ESPN+)	L, 63-75
J4	*at Furman (ESPN+)	L, 72-97
J7	*at Wofford (Nexstar/ESPN+)	L, 57-77
J11	*ETSU (ESPN+)	L, 74-96
J14	*WESTERN CAROLINA (ESPN+)	W, 65-61
J19	*at UNCG (ESPN+)	L, 60-70
J21	*at VMI (Nexstar/ESPN+)	W, 60-52
J25	*at Western Carolina (ESPN+)	W, 81-70
J28	*MERCER (ESPN+)	L, 65-74
J30	CHICAGO STATE (ESPN+)	L, 75-76
F2	*VMI (ESPN+)	L, 69-75
F4	*UNCG (ESPN+)	L, 59-79
F8	*at Chattanooga (ESPN+)	L, 63-82
F11	*at Samford (ESPN+)	L, 70-76
F15	*FURMAN (ESPN+)	W, 69-65
F18	*WOFFORD (ESPN+)	L, 68-72
F22	*at ETSU (ESPN+)	7 p.m.
F25	*at Mercer (ESPN+)	2 p.m.
M3-6	at Ingles SoCon Championship (Asheville, N.C.)	

^ - Big Easy Classic (New Orleans, La.)




ETSU

(10-19, 6-10 SoCon)

N7	EMORY & HENRY (ESPN+)	W, 88-66
N11	vs. Elon^ (ESPN+)	W, 77-64
N13	vs. Louisiana^ (ESPN)	L, 77-81
N17	LITTLE ROCK (ESPN+)	W, 84-76
N20	at Tennessee Tech (ESPN+)	L, 62-69
N23	APP STATE (ESPN+)	L, 70-74
N27	at Georgia (SEC Network)	L, 47-62
N30	MARS HILL (ESPN+)	W, 84-56
D3	JACKSONVILLE STATE (ESPN+)	L, 61-63
D11	at Morehead State (ESPN+)	L, 57-61
D14	QUEENS (ESPN+)	L, 75-78
D17	UNC ASHEVILLE (WCYB/ESPN+)	L, 73-74
D21	at LSU (SEC Network Plus)	L, 68-72
D29	*at Wofford (ESPN+)	W, 73-71
D31	*at VMI (ESPN+)	W, 64-50
J4	*WESTERN CAROLINA (ESPN+)	L, 60-71
J7	*FURMAN (WCYB/ESPN+)	L, 56-70
J11	*at The Citadel (ESPN+)	W, 96-74
J14	*MERCER (Nexstar/ESPN+)	L, 55-68
J18	*SAMFORD (ESPN+)	L, 59-69
J21	*at Chattanooga (ESPN+)	W, 78-62
J25	*at Mercer (ESPN+)	L, 67-71 (OT)
J28	*CHATTANOOGA (Nexstar/ESPN+)	L, 64-73
F1	*WOFFORD (ESPN+)	W, 77-52
F4	*at Samford (ESPN+)	L, 62-73
F7	*at UNCG (ESPN)	L, 65-91
F10	*VMI (ESPN+)	W, 69-65
F15	*at Western Carolina (ESPN+)	L, 66-68
F19	*at Furman (ESPN)	L, 79-83
F22	*THE CITADEL (ESPN+)	7 p.m.
F25	*UNCG (WCYB/ESPN+)	4 p.m.
M3-6	at Ingles SoCon Championship (Asheville, N.C.)	

^ - Asheville Championship (Asheville, N.C.)




Furman

(22-7, 13-3 SoCon)

N7	NORTH GREENVILLE (ESPN+)	W, 91-55
N11	BELMONT (ESPN+)	W, 89-74
N17	vs. Penn State^ (ESPN)	L, 68-73
N18	vs. Old Dominion^ (ESPN)	L, 77-82
N20	vs. South Carolina^ (ESPNEWS)	W, 79-60
N25	TUSCULUM (ESPN+)	W, 102-74
N29	at App State	W, 65-61
D3	SOUTH CAROLINA STATE (ESPN+)	W, 88-76
D6	HIGH POINT (ESPN+)	L, 82-85
D10	WINTHROP (ESPN+)	W, 82-67
D13	at NC State (ACC Network)	L, 73-92
D17	vs. Stephen F. Austin# (YouTube)	W, 79-70
D19	ANDERSON (ESPN+)	W, 106-79
D29	*VMI (ESPN+)	W, 85-62
D31	*at Western Carolina (ESPN+)	L, 67-79
J4	*THE CITADEL (ESPN+)	W, 97-72
J7	*at ETSU (WCYB/ESPN+)	W, 70-56
J11	*at Mercer (ESPN+)	W, 84-66
J14	*UNCG (ESPN+)	L, 80-88 (OT)
J18	*at Chattanooga (ESPN+)	W, 77-69
J22	*at Wofford (ESPN)	W, 96-82
J25	*SAMFORD (ESPN+)	W, 91-84 (OT)
J29	*at UNCG (Nexstar/ESPN+)	W, 69-57
F1	*CHATTANOOGA (ESPN+)	W, 79-58
F4	*WOFFORD & (CBS Sports Network)	W, 80-67
F8	*at VMI (ESPN+)	W, 94-63
F11	*WESTERN CAROLINA (Nexstar/ESPN+)	W, 93-59
F15	*at The Citadel (ESPN+)	L, 65-69
F19	*ETSU (ESPN)	W, 83-79
F22	*MERCER (ESPN+)	7 p.m.
F25	*at Samford (CBS Sports Network)	2 p.m.
M3-6	at Ingles SoCon Championship (Asheville, N.C.)	

^ - Shriners Children's Charleston Classic (Charleston, S.C.)
- Greenville Winter Invitational (Bon Secours Wellness Arena)
& - Bon Secours Wellness Arena




Mercer

(12-17, 5-11 SoCon)

N8	at East Carolina (ESPN+)	L, 75-77
N11	MILLIGAN (ESPN+)	W, 118-64
N15	at Georgia State (ESPN+)	L, 83-85 (OT)
N19	WINTHROP (ESPN+)	W, 77-68
N21	at Florida State (ACC Network)	L, 72-81
N25	vs. Robert Morris^ (Event Live+)	W, 72-66
N26	vs. Fairfield^ (Event Live+)	W, 60-58
N27	vs. Towson^ (Event Live+)	L, 60-70
D2	KENNESAW STATE (ESPN+)	L, 63-66
D6	MIDDLE GEORGIA STATE (ESPN+)	W, 100-62
D10	at FGCU (ESPN+)	L, 62-67
D17	MOREHEAD STATE (ESPN+)	W, 79-52
D21	at Troy	W, 82-79
D28	*at Samford (ESPN)	L, 69-78
D31	*CHATTANOOGA (ESPN+)	L, 51-80
J4	*WOFFORD (ESPN+)	L, 52-53
J7	*at Western Carolina (ESPN+)	L, 45-73
J11	*FURMAN (ESPN+)	L, 66-84
J14	*at ETSU (Nexstar/ESPN+)	W, 68-55
J19	*at VMI (ESPN+)	W, 69-61
J21	*at UNCG (ESPN+)	L, 48-59
J25	*ETSU (ESPN+)	W, 71-67 (OT)
J28	*at The Citadel (ESPN+)	W, 74-65
F2	*UNCG (ESPN+)	L, 49-69
F4	*VMI (ESPN+)	W, 80-54
F8	*SAMFORD (ESPN+)	L, 69-70 (OT)
F11	*at Chattanooga (CBS Sports Network)	L, 56-73
F15	*at Wofford (ESPN+)	L, 67-70
F18	*WESTERN CAROLINA (ESPN+)	L, 68-71
F22	*at Furman (ESPN+)	7 p.m.
F25	*THE CITADEL (ESPN+)	2 p.m.
M3-6	at Ingles SoCon Championship (Asheville, N.C.)	

^ - Hostilo Hoops Community Classic (Savannah, Ga.)




UNCG

(19-10, 13-3 SoCon)

N7	JOHNSON & WALES^ (ESPN+)	W, 93-60
N11	at Miami (Fla.) (ACC Network Extra)	L, 65-79
N17	TOWSON (ESPN+)	L, 53-56
N22	UMBC (ESPN+)	W, 76-72
N25	vs. Montana State# (Event Live+)	W, 77-66
N26	vs. Hofstra# (Event Live+)	L, 53-65
N27	vs. Stephen F. Austin# (Event Live+)	L, 58-75
N30	at North Carolina A&T (FloHoops)	L, 56-73
D3	at Elon (FloHoops)	W, 65-61
D6	at #9 Arkansas (SEC Network)	L, 58-65
D13	MARSHALL (ESPN+)	W, 75-67
D18	WARREN WILSON^ (ESPN+)	W, 120-48
D22	at Eastern Kentucky (ESPN+)	L, 64-68
D29	*at Western Carolina (ESPN+)	W, 72-47
D31	*at Wofford (ESPN+)	W, 73-64
J4	*CHATTANOOGA (ESPN+)	W, 73-61
J7	*SAMFORD (Nexstar/ESPN+)	L, 68-70
J11	*at VMI (ESPN+)	W, 72-57
J14	*at Furman (ESPN+)	W, 88-80 (OT)
J19	*THE CITADEL (ESPN+)	W, 70-60
J21	*MERCER (ESPN+)	W, 59-48
J25	*VMI (ESPN+)	W, 62-50
J29	*FURMAN (Nexstar/ESPN+)	L, 57-69
F2	*at Mercer (ESPN+)	W, 69-49
F4	*at The Citadel (ESPN+)	W, 79-59
F7	*ETSU (ESPN)	W, 91-65
F12	*WOFFORD (ESPN+)	W, 97-89 (OT)
F15	*at Samford (ESPN+)	L, 71-83
F18	*at Chattanooga (CBS Sports Network)	W, 93-76
F22	*WESTERN CAROLINA (ESPN+)	7 p.m.
F25	*at ETSU (WCYB/ESPN+)	4 p.m.
M3-6	at Ingles SoCon Championship (Asheville, N.C.)	

^ - Fleming Gymnasium
- Northern Classic (Laval, Quebec, Canada)




Samford

(20-9, 14-2 SoCon)


N7	ANDERSON (ESPN+)	W, 109-85
N10	SPRING HILL (ESPN+)	W, 80-61
N12	BELHAVEN (ESPN+)	W, 90-38
N17	at Alabama A&M^ (YouTube)	W, 84-64
N20	TEXAS SOUTHERN (ESPN+)	W, 78-63
N23	VALPARAISO (ESPN+)	W, 79-49
N25	LOUISIANA TECH^ (ESPN+)	L, 76-79
N27	TENNESSEE SOUTHERN^ (ESPN+)	L, 82-84
N30	at DePaul (FS2)	L, 98-103 (OT)
D4	at UCF (ESPN+)	L, 77-80 (OT)
D10	at Louisiana (ESPN+)	L, 58-75
D17	at South Carolina State	L, 61-62
D21	at Belmont	L, 56-79
D28	*MERCER (ESPN)	W, 78-69
D31	*at The Citadel (ESPN+)	W, 75-63
J4	*VMI (ESPN+)	W, 87-78
J7	*at UNCG (Nexstar/ESPN+)	W, 70-68
J11	*WOFFORD (ESPN+)	W, 83-58
J14	*CHATTANOOGA (ESPN)	W, 75-74
J18	*at ETSU (ESPN+)	W, 69-59
J21	*WESTERN CAROLINA (ESPN+)	W, 74-65
J25	*at Furman (ESPN+)	L, 84-91 (OT)
J28	*at Wofford (CBS Sports Network)	L, 77-85
F1	*at Western Carolina (ESPN+)	W, 85-77
F4	*ETSU (ESPN+)	W, 73-62
F8	*at Mercer (ESPN+)	W, 70-69 (OT)
F11	*THE CITADEL (ESPN+)	W, 76-70
F15	*UNCG (ESPN+)	W, 83-71
F18	*at VMI (Nexstar/ESPN+)	W, 96-61
F22	*at Chattanooga (ESPN+)	6 p.m. CT
F25	*FURMAN (CBS Sports Network)	1 p.m. CT
M3-6	at Ingles SoCon Championship (Asheville, N.C.)	

^ - Tennessee Southern MTE



Chattanooga
(15-14, 7-9 SoCon)


N7	at College of Charleston (FloHoops)	L, 78-85
N10	OAKLAND CITY (ESPN+)	W, 93-49
N15	at Ole Miss (SEC Network+)	L, 58-70
N19	COVENANT (ESPN+)	W, 108-55
N23	LIPSCOMB (ESPN+)	L, 66-72
N26	MURRAY STATE (ESPN+)	W, 69-66
N30	at Tennessee Tech (ESPN+)	W, 81-74
D3	at Gardner-Webb (ESPN+)	W, 82-71
D6	MILWAUKEE (ESPN+)	W, 88-76
D10	JOHNSON UNIVERSITY (ESPN+)	W, 97-47
D15	at Middle Tennessee (ESPN+)	W, 82-73
D18	BELMONT (ESPN+)	L, 79-83 (OT)
D21	at Georgia (ESPN+/SEC Network Plus)	L, 65-72
D29	*at The Citadel (ESPN+)	L, 68-76
D31	*at Mercer (ESPN+)	W, 80-51
J4	*at UNCG (ESPN+)	L, 61-73
J7	* VMI (ESPN+)	W, 85-78
J11	* WESTERN CAROLINA (ESPN+)	W, 95-76
J14	*at Samford (ESPN+)	L, 74-75
J18	* FURMAN (ESPN+)	L, 69-77
J21	* ETSU (ESPN+)	L, 62-78
J25	* WOFFORD (ESPN+)	L, 80-85
J28	*at ETSU (Nexstar/ESPN+)	W, 73-64
F1	*at Furman (ESPN+)	L, 58-79
F4	*at Western Carolina (Nexstar/ESPN+)	L, 68-83
F8	* THE CITADEL (ESPN+)	W, 82-63
F11	* MERCER (CBS Sports Network)	W, 73-56
F15	*at VMI (ESPN+)	W, 78-58
F18	* UNCG (CBS Sports Network)	L, 76-93
F22	* SAMFORD (ESPN+)	7 p.m.
F25	*at Wofford (Nexstar/ESPN+)	7 p.m.
M3-6	at Ingles SoCon Championship (Asheville, N.C.)	



VMI
(6-23, 1-15 SoCon)

N7	at Richmond (MASN2/ESPN+)	L, 48-69
N10	PENN STATE NEW KENSINGTON (ESPN+)	W, 100-58
N13	at Davidson (ESPN+)	L, 71-75
N18	at Longwood^ (ESPN+)	L, 58-90
N19	vs. SIUE^ (ESPN+)	L, 67-93
N20	vs. Farleigh Dickinson^ (ESPN+)	L, 89-93
N26	REGENT (ESPN+)	W, 108-58
N29	at Presbyterian (ESPN+)	L, 57-72
D3	NAVY (ESPN+)	W, 80-72
D7	CARLOW (ESPN+)	W, 106-67
D10	RADFORD (ESPN+)	W, 77-74
D13	at American (ESPN+)	L, 61-69
D22	at Fordham (ESPN+)	L, 77-80 (OT)
D29	*at Furman (ESPN+)	L, 62-85
D31	* ETSU (ESPN+)	L, 50-64
J4	*at Samford (ESPN+)	L, 78-87
J7	*at Chattanooga (ESPN+)	L, 78-85
J11	* UNCG (ESPN+)	L, 57-72
J14	*at Wofford (ESPN+)	L, 67-86
J19	* MERCER (ESPN+)	L, 61-69
J21	* THE CITADEL (Nexstar/ESPN+)	L, 52-60
J25	*at UNCG (ESPN+)	L, 50-62
J28	* WESTERN CAROLINA (ESPN+)	L, 65-71
F2	*at The Citadel (ESPN+)	W, 75-69
F4	*at Mercer (ESPN+)	L, 54-80
F8	* FURMAN (ESPN+)	L, 63-94
F10	*at ETSU (ESPN+)	L, 65-69
F15	* CHATTANOOGA (ESPN+)	L, 58-78
F18	* SAMFORD (Nexstar/ESPN+)	L, 61-96
F22	* WOFFORD (ESPN+)	7 p.m.
F25	*at Western Carolina (ESPN+)	4 p.m.
M3-6	at Ingles SoCon Championship (Asheville, N.C.)	


^ - JK54 Classic (Farmville, Va.)



Western Carolina
(16-13, 9-7 SoCon)

N7	at Georgia (SEC Network Plus)	L, 55-68
N10	at Maryland (Big Ten Network Plus)	L, 51-71
N13	BRESCIA (ESPN+)	W, 112-45
N18	at McNeese^ (ESPN+)	W, 88-69
N19	vs. Lamar^	W, 98-91 (OT)
N20	vs. Lindenwood^	W, 90-88 (OT)
N26	at UNC Asheville (ESPN+)	L, 61-73
N30	GARDNER-WEBB (ESPN+)	L, 55-71
D3	USC UPSTATE (ESPN+)	L, 64-79
D7	at Davidson (ESPN+)	L, 64-72
D10	BREVARD (ESPN+)	W, 99-55
D17	at Tennessee Tech (ESPN+)	W, 75-65
D20	TOCCOA FALLS (ESPN+)	W, 117-50
D29	* UNCG (ESPN+)	L, 47-72
D31	* FURMAN (ESPN+)	W, 79-67
J4	*at ETSU (ESPN+)	W, 71-60
J7	* MERCER (ESPN+)	W, 73-45
J11	*at Chattanooga (ESPN+)	L, 76-95
J14	*at The Citadel (ESPN+)	L, 61-65
J18	* WOFFORD (ESPN+)	W, 76-71
J21	*at Samford (ESPN+)	L, 65-74
J25	* THE CITADEL (ESPN+)	L, 70-81
J28	*at VMI (ESPN+)	W, 71-65
F1	* SAMFORD (ESPN+)	L, 77-85
F4	* CHATTANOOGA (Nexstar/ESPN+)	W, 83-68
F8	*at Wofford (ESPN+)	W, 95-91 (2OT)
F11	*at Furman (Nexstar/ESPN+)	L, 59-93
F15	* ETSU (ESPN+)	W, 68-66
F18	*at Mercer (ESPN+)	W, 71-68
F22	*at UNCG (ESPN+)	7 p.m.
F25	* VMI (ESPN+)	4 p.m.
M3-6	at Ingles SoCon Championship (Asheville, N.C.)	

^ - McNeese MTE (Lake Charles, La.)



Wofford
(15-14, 7-9 SoCon)

N7	BOB JONES (ESPN+)	W, 120-48
N12	at High Point (ESPN+)	L, 80-91
N14	at Drake (Mediacom MC22/ESPN+)	L, 72-80
N18	GARDNER-WEBB^ (ESPN+)	W, 60-58
N20	NORTH CAROLINA A&T^ (ESPN+)	W, 78-64
N23	NORTH GREENVILLE (ESPN+)	W, 70-59
N27	at LSU (ESPN+/SEC Network Plus)	L, 75-78
D1	PRESBYTERIAN (ESPN+)	W, 76-63
D3	at Vanderbilt (SEC Network Plus)	L, 62-65
D6	COASTAL CAROLINA (ESPN+)	W, 71-61
D10	at Georgia Southern (ESPN+)	L, 57-79
D17	MONTREAT (ESPN+)	W, 107-65
D20	at Texas A&M (SEC Network Plus)	W, 67-62
D29	* ETSU (ESPN+)	L, 71-73
D31	* UNCG (ESPN+)	L, 64-73
J4	*at Mercer (ESPN+)	W, 53-52
J7	* THE CITADEL (Nexstar/ESPN+)	W, 77-57
J11	*at Samford (ESPN+)	L, 58-83
J14	* VMI (ESPN+)	W, 86-67
J18	*at Western Carolina (ESPN+)	L, 71-76
J22	* FURMAN (ESPN+)	L, 82-96
J25	*at Chattanooga (ESPN+)	W, 85-80
J28	* SAMFORD (CBS Sports Network)	W, 85-77
F1	*at ETSU (ESPN+)	L, 52-77
F4	*at Furman (CBS Sports Network)	L, 67-80
F8	* WESTERN CAROLINA (ESPN+)	L, 91-95 (2OT)
F12	*at UNCG (ESPN+)	L, 89-97 (OT)
F15	* MERCER (ESPN+)	W, 70-67
F18	*at The Citadel (ESPN+)	W, 72-68
F22	*at VMI (ESPN+)	7 p.m.
F25	* CHATTANOOGA (Nexstar/ESPN+)	7 p.m.
M3-6	at Ingles SoCon Championship (Asheville, N.C.)	

^ - Battle of the Carolinas
& - Bon Secours Wellness Arena

Southern Conference men's basketball media relations information

<p>The Citadel (CitadelSports.com) John Brush (jbrush@citadel.edu) Phone: 843-953-6795</p> <p>ETSU (ETSUBucs.com) Kevin Brown (brownk@etsu.edu) Phone: 423-439-5263</p> <p>Furman (FurmanPaladins.com) Jordan Caskey (jordan.caskey@furman.edu) Phone: 864-294-3065</p> <p>Mercer (MercerBears.com) Amanda Cover (cover_al@mercer.edu) Phone: 478-301-5218</p> <p>UNCG (UNCGSpartans.com) Denise Archetto (d_archetto@uncg.edu) Phone: 770-598-2901</p> <p>Samford (SamfordSports.com) Jacob Horton (jhorton8@samford.edu) Phone: 205-726-4217</p>	<p>Chattanooga (GoMocs.com) Corey Belonzi (corey-belonzi@utc.edu) Phone: 423-425-2116</p> <p>VMI (VMIKeydets.com) Daniel Whitehead (whiteheadk@vmi.edu) Phone: 540-464-7514</p> <p>Western Carolina (CatamountSports.com) Steven Grandy (sgrandy@email.wcu.edu) Phone: 828-227-2655</p> <p>Wofford (WoffordTerriers.com) Ryan Scott (scottrm@wofford.edu) Phone: 864-597-4092</p> <p>Southern Conference (SoConSports.com) Phil Perry (pperry@socon.org) Phone: 864-591-5100 // Cell: 864-525-5174</p>	
--	---	--

2022-23 Southern Conference
CONFERENCE BASKETBALL STATISTICS
Through games of Feb 21, 2023 (All games)

SCORING OFFENSE	G	W-L	Pts	Avg/G
1. Furman	29	22-7	2384	82.2
2. Samford	29	20-9	2283	78.7
3. Chattanooga	29	15-14	2228	76.8
4. Western Carolina	29	16-13	2171	74.9
5. Wofford	29	15-14	2168	74.8
6. UNCG	29	19-10	2107	72.7
7. ETSU	29	10-19	2013	69.4
8. Mercer	29	12-17	2005	69.1
9. The Citadel	29	10-19	1997	68.9
10. VMI	29	6-23	1995	68.8

SCORING DEFENSE	G	Pts	Avg/G
1. UNCG	29	1882	64.9
2. Mercer	29	1977	68.2
3. ETSU	29	2007	69.2
4. Samford	29	2042	70.4
5. Chattanooga	29	2058	71.0
6. Furman	29	2058	71.0
7. Western Carolina	29	2063	71.1
8. Wofford	29	2091	72.1
9. The Citadel	29	2158	74.4
10. VMI	29	2197	75.8

SCORING MARGIN	G	Offense	Defense	Margin
1. Furman	29	82.2	71.0	+11.2
2. Samford	29	78.7	70.4	+8.3
3. UNCG	29	72.7	64.9	+7.8
4. Chattanooga	29	76.8	71.0	+5.9
5. Western Carolina	29	74.9	71.1	+3.7
6. Wofford	29	74.8	72.1	+2.7
7. Mercer	29	69.1	68.2	+1.0
8. ETSU	29	69.4	69.2	+0.2
9. The Citadel	29	68.9	74.4	-5.6
10. VMI	29	68.8	75.8	-7.0

FREE THROW PCT	G	FTM	FTA	Pct.
1. VMI	29	272	354	.768
2. The Citadel	29	347	457	.759
3. Samford	29	500	666	.751
4. Furman	29	395	530	.745
5. Wofford	29	358	488	.734
6. Western Carolina	29	438	608	.720
7. UNCG	29	394	547	.720
8. Chattanooga	29	370	516	.717
9. Mercer	29	326	476	.685
10. ETSU	29	321	480	.669

FIELD GOAL PERCENTAGE	G	FGM	FGA	Pct.
1. Furman	29	854	1760	.485
2. Wofford	29	796	1676	.475
3. Samford	29	761	1669	.456
4. ETSU	29	755	1657	.456
5. Mercer	29	753	1667	.452
6. Chattanooga	29	761	1702	.447
7. UNCG	29	742	1671	.444
8. The Citadel	29	714	1624	.440
9. Western Carolina	29	742	1729	.429
10. VMI	29	723	1723	.420

FIELD GOAL PCT DEFENSE	G	FGM	FGA	Pct.
1. UNCG	29	660	1631	.405
2. Chattanooga	29	736	1740	.423
3. Samford	29	695	1619	.429
4. ETSU	29	725	1670	.434
5. Mercer	29	697	1598	.436
6. The Citadel	29	754	1706	.442
7. Western Carolina	29	758	1698	.446
8. Furman	29	753	1683	.447
9. Wofford	29	773	1688	.458
10. VMI	29	787	1712	.460

3-POINT FG PCT	G	3FGM	3FGA	Pct.
1. Chattanooga	29	336	882	.381
2. VMI	29	277	781	.355
3. Samford	29	261	741	.352
4. UNCG	29	229	652	.351
5. Furman	29	281	808	.348
6. Mercer	29	173	506	.342
7. The Citadel	29	222	651	.341
8. Western Carolina	29	249	731	.341
9. Wofford	29	218	649	.336
10. ETSU	29	182	574	.317

3-POINT FG PCT DEFENSE	G	3FGM	3FGA	Pct.
1. ETSU	29	230	716	.321
2. UNCG	29	216	672	.321
3. The Citadel	29	237	719	.330
4. Western Carolina	29	158	476	.332
5. Chattanooga	29	243	716	.339
6. Wofford	29	242	703	.344
7. Mercer	29	185	536	.345
8. Furman	29	206	592	.348
9. VMI	29	308	856	.360
10. Samford	29	248	685	.362

REBOUNDING OFFENSE	G	Rebounds	Avg/G
1. UNCG	29	1075	37.1
2. Western Carolina	29	1071	36.9
3. Chattanooga	29	1065	36.7
4. Furman	29	1045	36.0
5. Samford	29	1042	35.9
6. VMI	29	1034	35.7
7. ETSU	29	1023	35.3
8. Mercer	29	985	34.0
9. Wofford	29	953	32.9
10. The Citadel	29	933	32.2

REBOUNDING DEFENSE	G	Rebounds	Avg/G
1. Wofford	29	903	31.1
2. Furman	29	943	32.5
3. Mercer	29	952	32.8
4. Samford	29	963	33.2
5. ETSU	29	964	33.2
6. UNCG	29	968	33.4
7. VMI	29	975	33.6
8. Chattanooga	29	978	33.7
9. Western Carolina	29	1017	35.1
10. The Citadel	29	1066	36.8

2022-23 Southern Conference
CONFERENCE BASKETBALL STATISTICS
Through games of Feb 21, 2023 (All games)

REBOUNDING MARGIN					
	G	Team	Avg.	Opp.	Avg. Margin
1. UNCG	29	1075	37.1	968	33.4 +3.7
2. Furman	29	1045	36.0	943	32.5 +3.5
3. Chattanooga	29	1065	36.7	978	33.7 +3.0
4. Samford	29	1042	35.9	963	33.2 +2.7
5. VMI	29	1034	35.7	975	33.6 +2.0
ETSU	29	1023	35.3	964	33.2 +2.0
7. Western Carolina	29	1071	36.9	1017	35.1 +1.9
8. Wofford	29	953	32.9	903	31.1 +1.7
9. Mercer	29	985	34.0	952	32.8 +1.1
10. The Citadel	29	933	32.2	1066	36.8 -4.6

BLOCKED SHOTS			
	G	No.	Avg/G
1. Chattanooga	29	109	3.8
2. Furman	29	93	3.2
3. ETSU	29	89	3.1
4. The Citadel	29	78	2.7
5. Samford	29	77	2.7
6. Western Carolina	29	76	2.6
7. UNCG	29	70	2.4
8. Mercer	29	62	2.1
9. Wofford	29	58	2.0
10. VMI	29	35	1.2

ASSISTS			
	G	No.	Avg/G
1. Furman	29	525	18.1
2. Chattanooga	29	452	15.6
3. UNCG	29	432	14.9
4. Mercer	29	381	13.1
5. Wofford	29	375	12.9
6. ETSU	29	362	12.5
Western Carolina	29	362	12.5
8. The Citadel	29	352	12.1
9. Samford	29	343	11.8
10. VMI	29	330	11.4

STEALS			
	G	No.	Avg/G
1. Samford	29	232	8.0
2. UNCG	29	213	7.3
3. Furman	29	202	7.0
4. ETSU	29	182	6.3
5. Chattanooga	29	169	5.8
Wofford	29	169	5.8
7. Western Carolina	29	168	5.8
8. Mercer	29	165	5.7
9. The Citadel	29	162	5.6
10. VMI	29	152	5.2

TURNOVER MARGIN					
	G	Team	Avg.	Opp.	Avg. Margin
1. Furman	29	329	11.3	392	13.5 +2.2
2. Samford	29	372	12.8	428	14.8 +1.9
3. UNCG	29	348	12.0	398	13.7 +1.7
4. Mercer	29	325	11.2	347	12.0 +0.8
5. Western Carolina	29	319	11.0	338	11.7 +0.7
6. Wofford	29	318	11.0	329	11.3 +0.4
7. Chattanooga	29	342	11.8	313	10.8 -1.0
8. ETSU	29	389	13.4	358	12.3 -1.1
9. The Citadel	29	365	12.6	321	11.1 -1.5
10. VMI	29	391	13.5	306	10.6 -2.9

ASSIST/TURNOVER RATIO						
	G	Ast.	Avg.	T/O	Avg.	Ratio
1. Furman	29	525	18.1	329	11.3	1.6
2. Chattanooga	29	452	15.6	342	11.8	1.3
3. UNCG	29	432	14.9	348	12.0	1.2
4. Wofford	29	375	12.9	318	11.0	1.2
5. Mercer	29	381	13.1	325	11.2	1.2
6. Western Carolina	29	362	12.5	319	11.0	1.1
7. The Citadel	29	352	12.1	365	12.6	1.0
8. ETSU	29	362	12.5	389	13.4	0.9
9. Samford	29	343	11.8	372	12.8	0.9
10. VMI	29	330	11.4	391	13.5	0.8

OFFENSIVE REBOUNDS			
	G	No.	Avg/G
1. VMI	29	315	10.9
2. ETSU	29	312	10.8
3. UNCG	29	306	10.6
4. Samford	29	298	10.3
5. Chattanooga	29	297	10.2
6. Furman	29	296	10.2
7. Western Carolina	29	292	10.1
8. Mercer	29	288	9.9
9. Wofford	29	264	9.1
10. The Citadel	29	207	7.1

DEFENSIVE REBOUNDS			
	G	No.	Avg/G
1. Western Carolina	29	779	26.9
2. UNCG	29	769	26.5
3. Chattanooga	29	768	26.5
4. Furman	29	749	25.8
5. Samford	29	744	25.7
6. The Citadel	29	726	25.0
7. VMI	29	719	24.8
8. ETSU	29	711	24.5
9. Mercer	29	697	24.0
10. Wofford	29	689	23.8

DEFENSIVE REB PCT.				
	G	D-Reb	Opp. OR	D-Reb%
1. Western Carolina	29	779	248	.759
2. Furman	29	749	260	.742
3. Chattanooga	29	768	270	.740
4. UNCG	29	769	274	.737
5. Samford	29	744	273	.732
6. VMI	29	719	266	.730
7. Wofford	29	689	255	.730
8. Mercer	29	697	266	.724
9. ETSU	29	711	292	.709
10. The Citadel	29	726	311	.700

OFFENSIVE REB PCT.				
	G	O-Reb	Opp. DR	O-Reb%
1. ETSU	29	312	672	.317
2. VMI	29	315	709	.308
3. UNCG	29	306	694	.306
4. Furman	29	296	683	.302
5. Samford	29	298	690	.302
6. Mercer	29	288	686	.296
7. Chattanooga	29	297	708	.296
8. Wofford	29	264	648	.289
9. Western Carolina	29	292	769	.275
10. The Citadel	29	207	755	.215

2022-23 Southern Conference
CONFERENCE BASKETBALL STATISTICS
Through games of Feb 21, 2023 (All games)

<u>3-POINT FG MADE</u>	<u>G</u>	<u>No.</u>	<u>Avg/G</u>
1. Chattanooga	29	336	11.6
2. Furman	29	281	9.7
3. VMI	29	277	9.6
4. Samford	29	261	9.0
5. Western Carolina	29	249	8.6
6. UNCG	29	229	7.9
7. The Citadel	29	222	7.7
8. Wofford	29	218	7.5
9. ETSU	29	182	6.3
10. Mercer	29	173	6.0

2022-23 Southern Conference
CONFERENCE BASKETBALL STATISTICS
Through games of Feb 21, 2023 (All games)

Team	Conference	Pct.	PF	PA	Overall	Pct.	PF	PA	Current unbeaten streak
Samford	14-2	.875	78.4	70.0	20-9	.690	78.7	70.4	Samford -- 6
Furman	13-3	.812	81.9	69.4	22-7	.759	82.2	71.0	Western Carolina -- 2
UNCG	13-3	.812	74.6	64.2	19-10	.655	72.7	64.9	Wofford -- 2
Western Carolina	9-7	.562	71.4	72.9	16-13	.552	74.9	71.1	UNCG -- 1
Chattanooga	7-9	.438	73.9	72.8	15-14	.517	76.8	71.0	Furman -- 1
Wofford	7-9	.438	73.3	76.1	15-14	.517	74.8	72.1	
ETSU	6-10	.375	68.1	69.4	10-19	.345	69.4	69.2	
Mercer	5-11	.312	62.6	67.6	12-17	.414	69.1	68.2	
The Citadel	5-11	.312	66.9	74.3	10-19	.345	68.9	74.4	
VMI	1-15	.062	62.2	76.7	6-23	.207	68.8	75.8	

TEAM SUMMARIES	G	PF-PA	Avg score	Margin	FG-FGA	Pct.	3FG-FGA	Pct.	FT-FTA	Pct.	RebF	RebA	Margin
Chattanooga	29	2228-2058	76.8-71.0	+5.9	761-1702	.447	336-882	.381	370-516	.717	1065	978	+3.0
ETSU	29	2013-2007	69.4-69.2	+0.2	755-1657	.456	182-574	.317	321-480	.669	1023	964	+2.0
Furman	29	2384-2058	82.2-71.0	+11.2	854-1760	.485	281-808	.348	395-530	.745	1045	943	+3.5
Mercer	29	2005-1977	69.1-68.2	+1.0	753-1667	.452	173-506	.342	326-476	.685	985	952	+1.1
Samford	29	2283-2042	78.7-70.4	+8.3	761-1669	.456	261-741	.352	500-666	.751	1042	963	+2.7
The Citadel	29	1997-2158	68.9-74.4	-5.6	714-1624	.440	222-651	.341	347-457	.759	933	1066	-4.6
UNCG	29	2107-1882	72.7-64.9	+7.8	742-1671	.444	229-652	.351	394-547	.720	1075	968	+3.7
VMI	29	1995-2197	68.8-75.8	-7.0	723-1723	.420	277-781	.355	272-354	.768	1034	975	+2.0
Western Carolina	29	2171-2063	74.9-71.1	+3.7	742-1729	.429	249-731	.341	438-608	.720	1071	1017	+1.9
Wofford	29	2168-2091	74.8-72.1	+2.7	796-1676	.475	218-649	.336	358-488	.734	953	903	+1.7

ATTENDANCE	Home	Average	Away	Average	Neutral	Average	Total	Average
Chattanooga	15-46419	3095	14-39234	2802	0-0	0	29-85653	2954
ETSU	14-42884	3063	13-35214	2709	2-1796	898	29-79894	2755
Furman	15-33114	2208	10-29861	2986	4-7768	1942	29-70743	2439
Mercer	13-22290	1715	13-29033	2233	3-804	268	29-52127	1797
Samford	15-36534	2436	14-29794	2128	0-0	0	29-66328	2287
The Citadel	14-22316	1594	13-48172	3706	2-467	234	29-70955	2447
UNCG	13-17668	1359	13-50100	3854	3-0	0	29-67768	2337
VMI	13-18389	1415	14-29745	2125	2-264	132	29-48398	1669
Western Carolina	13-21567	1659	14-45023	3216	2-390	195	29-66980	2310
Wofford	15-18343	1223	14-49664	3547	0-0	0	29-68007	2345
Totals	140-279524	1997	132-385840	2923	18-11489	638	290-676853	2334

2022-23 Southern Conference
INDIVIDUAL BASKETBALL STATISTICS
Through games of Feb 21, 2023 (All games)

To be ranked, a player must appear in at least 75.0% of their team's games.

SCORING								REBOUNDING							
	Cl	G	FG	3FG	FT	Pts	Avg/G		Cl	G	Off	Def	Total	Avg/G	
1. Mike Bothwell-FUR	Sr	29	178	39	117	512	17.7	1. Tyzhaun Claude-WCU	Jr	26	84	139	223	8.6	
2. Stephen Clark-CIT	Sr	29	197	11	82	487	16.8	2. Vonterius Woolbright-WCU	Sr	28	42	164	206	7.4	
3. B.J. Mack-WOF	Sr	28	165	48	80	458	16.4	3. Jaden Seymour-ETSU	So	26	61	129	190	7.3	
4. Tre Jackson-WCU	Jr	28	139	93	67	438	15.6	4. Jalen Slawson-FUR	Sr	29	54	154	208	7.2	
5. Jalen Slawson-FUR	Sr	29	158	31	106	453	15.6	5. Mohammed Abdulsalam-UNCG	Sr	29	60	147	207	7.1	
6. Jalyn McCreary-MER	So	29	206	0	38	450	15.5	6. Taeshaud Jackson-VMI	Fr	28	58	134	192	6.9	
7. Austin Ash-CIT	Sr	29	145	101	52	443	15.3	7. Stephen Clark-CIT	Sr	29	46	141	187	6.4	
8. Tyzhaun Claude-WCU	Jr	26	141	2	113	397	15.3	8. Jermaine Marshall-SAM	Jr	28	51	128	179	6.4	
9. Jordan King-ETSU	Sr	29	152	57	67	428	14.8	9. Jalen Haynes-ETSU	So	29	75	109	184	6.3	
10. Jackson Paveletzke-WOF	Fr	29	140	37	108	425	14.7	10. Keondre Kennedy-UNCG	Sr	27	30	136	166	6.1	
11. Vonterius Woolbright-WCU	Sr	28	139	8	123	409	14.6	11. Jalyn McCreary-MER	So	29	64	95	159	5.5	
12. Jalen Haynes-ETSU	So	29	158	3	102	421	14.5	12. B.J. Mack-WOF	Sr	28	31	121	152	5.4	
13. Keyshaun Langley-UNCG	Sr	29	147	80	43	417	14.4	13. Logan Dye-SAM	Sr	29	44	107	151	5.2	
14. Asher Woods-VMI	Fr	29	140	44	77	401	13.8	Messiah Jones-WOF	Sr	29	64	87	151	5.2	
15. Jamal Johnson-UTC	Sr	29	121	78	79	399	13.8	Marcus Foster-FUR	Jr	29	38	113	151	5.2	
16. Keondre Kennedy-UNCG	Sr	27	119	56	69	363	13.4	16. Sean Conway-VMI	Sr	28	50	93	143	5.1	
17. Logan Dye-SAM	Sr	29	134	34	84	386	13.3	17. Tyler Houser-VMI	Fr	29	43	103	146	5.0	
18. Sean Conway-VMI	Sr	28	122	62	37	343	12.3	18. Rickey Bradley-VMI	Fr	28	34	102	136	4.9	
19. Jermaine Marshall-SAM	Jr	28	107	32	94	340	12.1	19. Austin Ash-CIT	Sr	29	10	127	137	4.7	
20. Kamar Robertson-MER	Sr	25	90	39	63	282	11.3	20. Kyler Filewich-WOF	Jr	29	57	76	133	4.6	
21. Marcus Foster-FUR	Jr	29	112	55	42	321	11.1								
22. JP Pegues-FUR	So	29	107	53	41	308	10.6								
23. Mikeal Brown-Jones-UNCG	Jr	28	108	7	69	292	10.4								
24. Tyler Houser-VMI	Fr	29	114	35	37	300	10.3								
25. Tony Felder-VMI	Fr	29	103	51	42	299	10.3								
26. Bubba Parham-SAM	Sr	29	81	56	68	286	9.9								
Russell Jones Jr.-WCU	Jr	29	95	52	44	286	9.9								
28. Messiah Jones-WOF	Sr	29	105	0	63	273	9.4								
29. Dalvin White-UTC	Sr	27	84	54	25	247	9.1								
30. Corey Tripp-WOF	So	29	99	39	20	257	8.9								
FIELD GOAL PCT						ASSISTS									
	Cl	G	FGM	FGA	Pct.		Cl	G	No.	Avg/G					
1. Kyler Filewich-WOF	Jr	29	87	135	.644	1. Vonterius Woolbright-WCU	Sr	28	136	4.9					
2. Mikeal Brown-Jones-UNCG	Jr	28	108	183	.590	2. JP Pegues-FUR	So	29	116	4.0					
3. Jalen Haynes-ETSU	So	29	158	272	.581	3. Jackson Paveletzke-WOF	Fr	29	113	3.9					
4. Messiah Jones-WOF	Sr	29	105	185	.568	4. Dante Treacy-UNCG	Sr	29	107	3.7					
5. Jalen Slawson-FUR	Sr	29	158	284	.556	5. Kobe Langley-UNCG	Sr	29	103	3.6					
6. Garrett Hien-FUR	Jr	27	89	161	.553	6. Jalen Slawson-FUR	Sr	29	101	3.5					
7. Jalyn McCreary-MER	So	29	206	373	.552	7. Luis Hurtado-MER	Sr	28	94	3.4					
8. Mike Bothwell-FUR	Sr	29	178	341	.522	8. Mike Bothwell-FUR	Sr	29	96	3.3					
9. Stephen Clark-CIT	Sr	29	197	386	.510	9. Jordan King-ETSU	Sr	29	95	3.3					
10. Tyzhaun Claude-WCU	Jr	26	141	279	.505	10. Tony Felder-VMI	Fr	29	88	3.0					
11. Logan Dye-SAM	Sr	29	134	269	.498	11. Dalvin White-UTC	Sr	27	79	2.9					
12. B.J. Mack-WOF	Sr	28	165	334	.494	12. Stephen Clark-CIT	Sr	29	84	2.9					
13. Jackson Paveletzke-WOF	Fr	29	140	287	.488	13. Allen Strothers-ETSU	Fr	28	79	2.8					
14. Jermaine Marshall-SAM	Jr	28	107	226	.473	14. Jaron Rillie-SAM	So	29	75	2.6					
15. Rickey Bradley-VMI	Fr	28	88	186	.473	15. Keyshaun Langley-UNCG	Sr	29	72	2.5					
						Bubba Parham-SAM	Sr	29	72	2.5					

2022-23 Southern Conference
INDIVIDUAL BASKETBALL STATISTICS
Through games of Feb 21, 2023 (All games)

FREE THROW PCT					
	Cl	G	FTM	FTA	Pct.
1. Tre Jackson-WCU	Jr	28	67	73	.918
2. Jordan King-ETSU	Sr	29	67	79	.848
3. Kamar Robertson-MER	Sr	25	63	75	.840
4. Jackson Paveletzke-WOF	Fr	29	108	129	.837
5. Mike Bothwell-FUR	Sr	29	117	140	.836
6. Jamal Johnson-UTC	Sr	29	79	95	.832
7. Keondre Kennedy-UNCG	Sr	27	69	84	.821
8. Bubba Parham-SAM	Sr	29	68	83	.819
9. B.J. Mack-WOF	Sr	28	80	99	.808
10. Jalen Slawson-FUR	Sr	29	106	132	.803
11. Asher Woods-VMI	Fr	29	77	96	.802
12. Jermaine Marshall-SAM	Jr	28	94	122	.770
13. Mikeal Brown-Jones-UNCG	Jr	28	69	90	.767
14. Tyzhaun Claude-WCU	Jr	26	113	158	.715
15. Logan Dye-SAM	Sr	29	84	119	.706

STEALS				
	Cl	G	No.	Avg/G
1. Kobe Langley-UNCG	Sr	29	56	1.9
2. Keyshaun Langley-UNCG	Sr	29	53	1.8
3. Elijah Morgan-CIT	Jr	29	52	1.8
4. Jalen Slawson-FUR	Sr	29	50	1.7
5. A.J. Staton-McCray-SAM	So	28	47	1.7
6. Russell Jones Jr.-WCU	Jr	29	48	1.7
7. Corey Tripp-WOF	So	29	38	1.3
8. Jermaine Marshall-SAM	Jr	28	36	1.3
9. Allen Strothers-ETSU	Fr	28	34	1.2
10. Jordan King-ETSU	Sr	29	34	1.2
11. Vonterius Woolbright-WCU	Sr	28	32	1.1
12. Jamal Johnson-UTC	Sr	29	33	1.1
13. Tre Jackson-WCU	Jr	28	31	1.1
14. Marcus Foster-FUR	Jr	29	31	1.1
Jaron Rillie-SAM	So	29	31	1.1
Bubba Parham-SAM	Sr	29	31	1.1

3-POINT FG PCT					
	Cl	G	3FG	FGA	Pct.
1. Dalvin White-UTC	Sr	27	54	123	.439
2. Tre Jackson-WCU	Jr	28	93	217	.429
3. Keyshaun Langley-UNCG	Sr	29	80	194	.412
4. Kamar Robertson-MER	Sr	25	39	96	.406
5. Jamal Johnson-UTC	Sr	29	78	194	.402
6. Keondre Kennedy-UNCG	Sr	27	56	140	.400
7. Austin Ash-CIT	Sr	29	101	253	.399
8. Jackson Paveletzke-WOF	Fr	29	37	93	.398
9. Sean Conway-VMI	Sr	28	62	157	.395
10. Bubba Parham-SAM	Sr	29	56	143	.392
11. Jamarius Hairston-ETSU	Sr	22	27	69	.391
12. Shawn Walker Jr.-MER	Sr	28	33	86	.384
13. Jermaine Marshall-SAM	Jr	28	32	85	.376
14. Michael Zanoni-MER	Fr	29	33	88	.375
15. Logan Dye-SAM	Sr	29	34	91	.374

3-POINT FG MADE				
	Cl	G	3FG	Avg/G
1. Austin Ash-CIT	Sr	29	101	3.5
2. Tre Jackson-WCU	Jr	28	93	3.3
3. Keyshaun Langley-UNCG	Sr	29	80	2.8
4. Jamal Johnson-UTC	Sr	29	78	2.7
5. Sean Conway-VMI	Sr	28	62	2.2
6. Keondre Kennedy-UNCG	Sr	27	56	2.1
7. Dalvin White-UTC	Sr	27	54	2.0
8. Jordan King-ETSU	Sr	29	57	2.0
9. Bubba Parham-SAM	Sr	29	56	1.9
10. Marcus Foster-FUR	Jr	29	55	1.9
11. JP Pegues-FUR	So	29	53	1.8
12. Russell Jones Jr.-WCU	Jr	29	52	1.8
13. Tony Felder-VMI	Fr	29	51	1.8
14. B.J. Mack-WOF	Sr	28	48	1.7
15. Kamar Robertson-MER	Sr	25	39	1.6

BLOCKED SHOTS				
	Cl	G	No.	Avg/G
1. Stephen Clark-CIT	Sr	29	51	1.8
2. Jalen Slawson-FUR	Sr	29	45	1.6
3. Jaden Seymour-ETSU	So	26	27	1.0
4. Achor Achor-SAM	So	27	24	0.9
5. Tyzhaun Claude-WCU	Jr	26	23	0.9
6. Brady Spence-CIT	Sr	23	17	0.7
7. Sam Alexis-UTC	Fr	26	18	0.7
8. Tyler Harris-WCU	Sr	29	20	0.7
9. Logan Dye-SAM	Sr	29	19	0.7
Jalen Haynes-ETSU	So	29	19	0.7
Jalyn McCreary-MER	So	29	19	0.7
12. Keondre Kennedy-UNCG	Sr	27	16	0.6
13. Mohammed Abdulsalam-UNCG	Sr	29	16	0.6
14. Bas Leyte-UNCG	Sr	29	14	0.5
Messiah Jones-WOF	Sr	29	14	0.5

ASSIST/TURNOVER RATIO					
	Cl	G	Ast.	T/O	Ratio
1. Kobe Langley-UNCG	Sr	29	103	37	2.8
2. JP Pegues-FUR	So	29	116	54	2.1
3. Dante Treacy-UNCG	Sr	29	107	54	2.0
4. Mike Bothwell-FUR	Sr	29	96	49	2.0
5. Luis Hurtado-MER	Sr	28	94	53	1.8
6. Vonterius Woolbright-WCU	Sr	28	136	79	1.7
7. Jackson Paveletzke-WOF	Fr	29	113	66	1.7
8. Jordan King-ETSU	Sr	29	95	65	1.5
9. Tony Felder-VMI	Fr	29	88	65	1.4
10. Jalen Slawson-FUR	Sr	29	101	75	1.3

2022-23 Southern Conference
INDIVIDUAL BASKETBALL STATISTICS
Through games of Feb 21, 2023 (All games)

OFFENSIVE REBOUNDS	Cl	G	No.	Avg/G
1. Tyzhaun Claude-WCU	Jr	26	84	3.2
2. Jalen Haynes-ETSU	So	29	75	2.6
3. Jaden Seymour-ETSU	So	26	61	2.3
4. Messiah Jones-WOF	Sr	29	64	2.2
Jalyn McCreary-MER	So	29	64	2.2
6. Taeshaud Jackson-VMI	Fr	28	58	2.1
7. Mohammed Abdulsalam-UNCG	Sr	29	60	2.1
8. Bas Leyte-UNCG	Sr	29	58	2.0
9. Kyler Filewich-WOF	Jr	29	57	2.0
10. Jalen Slawson-FUR	Sr	29	54	1.9
11. Jermaine Marshall-SAM	Jr	28	51	1.8
12. Sean Conway-VMI	Sr	28	50	1.8
13. Sam Alexis-UTC	Fr	26	45	1.7
14. Stephen Clark-CIT	Sr	29	46	1.6
15. Achor Achor-SAM	So	27	41	1.5

DEFENSIVE REBOUNDS	Cl	G	No.	Avg/G
1. Vonterius Woolbright-WCU	Sr	28	164	5.9
2. Tyzhaun Claude-WCU	Jr	26	139	5.3
3. Jalen Slawson-FUR	Sr	29	154	5.3
4. Mohammed Abdulsalam-UNCG	Sr	29	147	5.1
5. Keondre Kennedy-UNCG	Sr	27	136	5.0
6. Jaden Seymour-ETSU	So	26	129	5.0
7. Stephen Clark-CIT	Sr	29	141	4.9
8. Taeshaud Jackson-VMI	Fr	28	134	4.8
9. Jermaine Marshall-SAM	Jr	28	128	4.6
10. Austin Ash-CIT	Sr	29	127	4.4
11. B.J. Mack-WOF	Sr	28	121	4.3
12. Marcus Foster-FUR	Jr	29	113	3.9
13. Jalen Haynes-ETSU	So	29	109	3.8
14. Logan Dye-SAM	Sr	29	107	3.7
15. Asher Woods-VMI	Fr	29	106	3.7

MINUTES PLAYED	Cl	G	No.	Avg/G
1. Austin Ash-CIT	Sr	29	1083	37.3
2. Jordan King-ETSU	Sr	29	1030	35.5
3. Asher Woods-VMI	Fr	29	1020	35.2
4. Tre Jackson-WCU	Jr	28	967	34.5
5. Stephen Clark-CIT	Sr	29	990	34.1
6. Mike Bothwell-FUR	Sr	29	979	33.8
7. Jackson Paveletzke-WOF	Fr	29	947	32.7
8. Russell Jones Jr.-WCU	Jr	29	943	32.5
9. Vonterius Woolbright-WCU	Sr	28	896	32.0
10. JP Pegues-FUR	So	29	910	31.4
11. Jalen Slawson-FUR	Sr	29	897	30.9
12. Keondre Kennedy-UNCG	Sr	27	829	30.7
13. B.J. Mack-WOF	Sr	28	854	30.5
14. Elijah Morgan-CIT	Jr	29	883	30.4
15. Rickey Bradley-VMI	Fr	28	845	30.2
16. Sean Conway-VMI	Sr	28	836	29.9
17. Corey Tripp-WOF	So	29	859	29.6
Keyshaun Langley-UNCG	Sr	29	859	29.6
19. Jamal Johnson-UTC	Sr	29	853	29.4
20. Bubba Parham-SAM	Sr	29	840	29.0
21. Tyler Harris-WCU	Sr	29	831	28.7
Marcus Foster-FUR	Jr	29	831	28.7
23. Shawn Walker Jr.-MER	Sr	28	798	28.5
24. Jalen Haynes-ETSU	So	29	814	28.1
25. Dante Treacy-UNCG	Sr	29	803	27.7
26. Allen Strothers-ETSU	Fr	28	757	27.0
27. Jaden Seymour-ETSU	So	26	694	26.7
28. A.J. Caldwell-UTC	Sr	29	774	26.7
29. Kamar Robertson-MER	Sr	25	667	26.7
30. Tony Felder-VMI	Fr	29	772	26.6

2022-23 Southern Conference
Conference Team Highs
Through games of Feb 21, 2023 (All games)

TEAM HIGHS (highest totals made by)

Points	120	Wofford vs Bob Jones (11/07/22)
	120	UNCG vs Warren Wilson (12/18/22)
Margin	72 (120-48)	Wofford vs Bob Jones (11/07/22)
	72 (120-48)	UNCG vs Warren Wilson (12/18/22)
Field goals made	49	Wofford vs Bob Jones (11/07/22)
	46	Mercer vs Milligan (11/11/22)
Field goal attempts	86	Western Carolina vs Toccoa Falls (12/20/22)
	83	The Citadel vs Morris (11/15/22)
Field goal percentage	.662 (45-68)	UNCG vs Warren Wilson (12/18/22)
	.661 (37-56)	VMI vs Regent (11/26/22)
3-Pt FG made	22	Chattanooga vs Covenant (11/19/22)
	21	Samford at VMI (02/18/23)
3-Pt FG attempts	53	VMI vs Carlow (12/07/22)
	45	Furman at VMI (02/08/23)
3-Pt percentage	.625 (10-16)	Furman at Mercer (01/11/23)
	.615 (16-26)	VMI at Chattanooga (01/07/23)
Free throws made	33	UNCG at Furman (01/14/23)
	29	Samford at The Citadel (12/31/22)
Free throw attempts	42	ETSU vs Little Rock (11/17/22)
	41	UNCG at Furman (01/14/23)
Free throw percentage	1.000 (17-17)	The Citadel at VMI (01/21/23)
	1.000 (16-16)	ETSU vs Chattanooga (01/28/23)
	1.000 (12-12)	The Citadel vs IUPUI (11/25/22)
	1.000 (11-11)	VMI at Furman (12/29/22)
	1.000 (10-10)	VMI at ETSU (02/10/23)
	1.000 (7-7)	Wofford at Texas A&M (12/20/22)
Rebounds	69	The Citadel vs Morris (11/15/22)
	64	Western Carolina vs Brescia (11/13/22)
Assists	32	UNCG vs Warren Wilson (12/18/22)
	31	Mercer vs Milligan (11/11/22)
	31	Mercer vs Middle Georgia State (12/06/22)
Steals	16	ETSU at The Citadel (01/11/23)
	15	Furman vs North Greenville (11/07/22)
Blocked shots	11	Chattanooga vs Johnson (Tenn.) (12/10/22)
	9	The Citadel vs Western Carolina (01/14/23)
	9	Western Carolina vs Wofford (01/18/23)
Turnovers	24	VMI vs SIUE (11/19/22)
	23	Samford vs Louisiana Tech (11/25/22)
Fouls	29	The Citadel at N.C. Central (12/20/22)
	29	Furman vs UNCG (01/14/23)

2022-23 Southern Conference
Conference Individual Highs
Through games of Feb 21, 2023 (All games)

INDIVIDUAL PLAYER GAME HIGHS

Points	47		Tre Jackson (Western Carolina) at Wofford (02/08/23)
	42		Jordan King (ETSU) at The Citadel (01/11/23)
Field goals made	14		Jordan King (ETSU) at The Citadel (01/11/23)
	14		Tre Jackson (Western Carolina) at Wofford (02/08/23)
Field goal attempts	26		Vonterius Woolbright (Western Carolina) at Wofford (02/08/23)
	21		Jake Stephens (Chattanooga) vs Milwaukee (12/06/22)
	21		Tre Jackson (Western Carolina) at Wofford (02/08/23)
	21		Keyshaun Langley (UNCG) vs Wofford (02/12/23)
Field goal percentage	1.000	(8-8)	Jalen Haynes (ETSU) vs Mars Hill (11/30/22)
	1.000	(8-8)	Jah Quinones (Mercer) vs Western Carolina (02/18/23)
3-Pt FG made	9		Austin Ash (The Citadel) vs Longwood (12/17/22)
	8		Jordan King (ETSU) at The Citadel (01/11/23)
	8		Tre Jackson (Western Carolina) at Wofford (02/08/23)
	8		Austin Ash (The Citadel) vs Wofford (02/18/23)
3-Pt FG attempts	17		Devin Butler (VMI) vs Carlow (12/07/22)
	17		Austin Ash (The Citadel) vs Longwood (12/17/22)
3-Pt percentage	.857	(6-7)	Sean Conway (VMI) vs Regent (11/26/22)
	.857	(6-7)	Sean Conway (VMI) vs Navy (12/03/22)
	.857	(6-7)	Marcus Foster (Furman) at Mercer (01/11/23)
	.857	(6-7)	Carson McCorkle (Wofford) vs VMI (01/14/23)
Free throws made	13		Jermaine Marshall (Samford) at UCF (12/04/22)
	13		Mike Bothwell (Furman) at Wofford (01/22/23)
	13		Jalen Slawson (Furman) vs Samford (01/25/23)
Free throw attempts	16		Jermaine Marshall (Samford) at UCF (12/04/22)
	15		Jalen Slawson (Furman) vs Samford (01/25/23)
Free throw percentage	1.000	(11-11)	Mike Bothwell (Furman) vs Stephen F. Austin (12/17/22)
	1.000	(11-11)	Tre Jackson (Western Carolina) at Wofford (02/08/23)
	1.000	(10-10)	Mike Bothwell (Furman) at App State (11/29/22)
	1.000	(10-10)	Jordan King (ETSU) at Western Carolina (02/15/23)
	1.000	(9-9)	Jalen Haynes (ETSU) vs Louisiana (11/13/22)
	1.000	(9-9)	Keondre Kennedy (UNCG) vs Montana State (11/25/22)
	1.000	(9-9)	Tyzhaun Claude (Western Carolina) vs Toccoa Falls (12/20/22)
	1.000	(9-9)	Jaron Rillie (Samford) at The Citadel (12/31/22)
	1.000	(8-8)	Jermaine Marshall (Samford) vs Spring Hill (11/10/22)
	1.000	(8-8)	Jackson Paveletzke (Wofford) vs North Carolina A&T (11/20/22)
	1.000	(8-8)	Austin Ash (The Citadel) at Charleston Southern (11/30/22)
	1.000	(8-8)	B.J. Mack (Wofford) vs ETSU (12/29/22)
	1.000	(8-8)	Austin Ash (The Citadel) at VMI (01/21/23)
	1.000	(8-8)	Jalen Haynes (ETSU) vs Chattanooga (01/28/23)
	1.000	(8-8)	B.J. Mack (Wofford) vs Western Carolina (02/08/23)
Rebounds	20		Jake Stephens (Chattanooga) vs Belmont (12/18/22)
	17		Tyzhaun Claude (Western Carolina) at The Citadel (01/14/23)
Assists	11		Vonterius Woolbright (Western Carolina) at VMI (01/28/23)
	10		DJ Campbell (Western Carolina) vs Brescia (11/13/22)
	10		Luis Hurtado (Mercer) vs Winthrop (11/19/22)
	10		Rickey Bradley (VMI) vs Carlow (12/07/22)
	10		Jackson Paveletzke (Wofford) vs Montreat (12/17/22)
	10		Jaron Rillie (Samford) vs Mercer (12/28/22)
	10		Vonterius Woolbright (Western Carolina) vs Wofford (01/18/23)
	10		Carter Whitt (Furman) at VMI (02/08/23)
Steals	7		Jordan King (ETSU) at The Citadel (01/11/23)
	6		Jaron Rillie (Samford) vs Wofford (01/11/23)
Blocked shots	5		Jake Stephens (Chattanooga) at Gardner-Webb (12/03/22)
	5		Jake Stephens (Chattanooga) vs Belmont (12/18/22)
	5		Jake Stephens (Chattanooga) at The Citadel (12/29/22)

	5	Stephen Clark (The Citadel) vs ETSU (01/11/23)
	5	Stephen Clark (The Citadel) vs Western Carolina (01/14/23)
Turnovers	8	Jake Stephens (Chattanooga) at Col. of Charleston (11/07/22)
	8	Asher Woods (VMI) at Mercer (02/04/23)

2022-23 Southern Conference
CONFERENCE BASKETBALL STATISTICS
Through games of Feb 21, 2023 (Conference games only)

SCORING OFFENSE	G	W-L	Pts	Avg/G
1. Furman	16	13-3	1310	81.9
2. Samford	16	14-2	1255	78.4
3. UNCG	16	13-3	1194	74.6
4. Chattanooga	16	7-9	1182	73.9
5. Wofford	16	7-9	1173	73.3
6. Western Carolina	16	9-7	1142	71.4
7. ETSU	16	6-10	1090	68.1
8. The Citadel	16	5-11	1071	66.9
9. Mercer	16	5-11	1002	62.6
10. VMI	16	1-15	996	62.2

SCORING DEFENSE	G	Pts	Avg/G
1. UNCG	16	1027	64.2
2. Mercer	16	1082	67.6
3. Furman	16	1110	69.4
4. ETSU	16	1111	69.4
5. Samford	16	1120	70.0
6. Chattanooga	16	1165	72.8
7. Western Carolina	16	1166	72.9
8. The Citadel	16	1189	74.3
9. Wofford	16	1218	76.1
10. VMI	16	1227	76.7

SCORING MARGIN	G	Offense	Defense	Margin
1. Furman	16	81.9	69.4	+12.5
2. UNCG	16	74.6	64.2	+10.4
3. Samford	16	78.4	70.0	+8.4
4. Chattanooga	16	73.9	72.8	+1.1
5. ETSU	16	68.1	69.4	-1.3
6. Western Carolina	16	71.4	72.9	-1.5
7. Wofford	16	73.3	76.1	-2.8
8. Mercer	16	62.6	67.6	-5.0
9. The Citadel	16	66.9	74.3	-7.4
10. VMI	16	62.2	76.7	-14.4

FREE THROW PCT	G	FTM	FTA	Pct.
1. VMI	16	137	176	.778
2. The Citadel	16	197	256	.770
3. Samford	16	262	343	.764
4. Furman	16	244	327	.746
5. Chattanooga	16	193	266	.726
6. Wofford	16	199	275	.724
7. Western Carolina	16	244	338	.722
8. UNCG	16	229	322	.711
9. ETSU	16	178	266	.669
10. Mercer	16	154	234	.658

FIELD GOAL PERCENTAGE	G	FGM	FGA	Pct.
1. Wofford	16	431	910	.474
2. Furman	16	454	960	.473
3. Samford	16	419	888	.472
4. UNCG	16	419	909	.461
5. ETSU	16	405	893	.454
6. The Citadel	16	377	858	.439
7. Chattanooga	16	405	945	.429
8. Western Carolina	16	390	924	.422
9. Mercer	16	384	929	.413
10. VMI	16	364	927	.393

FIELD GOAL PCT DEFENSE	G	FGM	FGA	Pct.
1. UNCG	16	357	883	.404
2. ETSU	16	399	941	.424
3. Furman	16	397	925	.429
4. Samford	16	384	888	.432
5. Chattanooga	16	406	932	.436
6. Mercer	16	384	856	.449
7. The Citadel	16	421	919	.458
8. Western Carolina	16	426	925	.461
9. Wofford	16	436	943	.462
10. VMI	16	438	931	.470

3-POINT FG PCT	G	3FGM	3FGA	Pct.
1. Samford	16	155	409	.379
2. Chattanooga	16	179	481	.372
3. UNCG	16	127	347	.366
4. The Citadel	16	120	337	.356
5. Furman	16	158	449	.352
6. ETSU	16	102	307	.332
7. Wofford	16	112	339	.330
8. Western Carolina	16	118	369	.320
9. VMI	16	131	412	.318
10. Mercer	16	80	267	.300

3-POINT FG PCT DEFENSE	G	3FGM	3FGA	Pct.
1. ETSU	16	128	401	.319
2. Furman	16	98	304	.322
3. UNCG	16	124	377	.329
4. The Citadel	16	133	399	.333
5. Chattanooga	16	135	394	.343
6. Samford	16	131	381	.344
7. Western Carolina	16	100	287	.348
8. Wofford	16	148	414	.357
9. Mercer	16	109	296	.368
10. VMI	16	176	464	.379

REBOUNDING OFFENSE	G	Rebounds	Avg/G
1. UNCG	16	588	36.8
Furman	16	588	36.8
3. ETSU	16	569	35.6
4. Chattanooga	16	556	34.8
5. Western Carolina	16	549	34.3
6. VMI	16	546	34.1
7. Samford	16	536	33.5
Mercer	16	536	33.5
9. Wofford	16	504	31.5
10. The Citadel	16	486	30.4

REBOUNDING DEFENSE	G	Rebounds	Avg/G
1. Samford	16	515	32.2
2. UNCG	16	518	32.4
3. Furman	16	538	33.6
4. ETSU	16	539	33.7
5. Mercer	16	546	34.1
6. Wofford	16	550	34.4
VMI	16	550	34.4
8. The Citadel	16	563	35.2
9. Chattanooga	16	568	35.5
10. Western Carolina	16	571	35.7

2022-23 Southern Conference
CONFERENCE BASKETBALL STATISTICS
Through games of Feb 21, 2023 (Conference games only)

REBOUNDING MARGIN		G	Team	Avg.	Opp.	Avg. Margin
1.	UNCG	16	588	36.8	518	32.4 +4.4
2.	Furman	16	588	36.8	538	33.6 +3.1
3.	ETSU	16	569	35.6	539	33.7 +1.9
4.	Samford	16	536	33.5	515	32.2 +1.3
5.	VMI	16	546	34.1	550	34.4 -0.2
6.	Mercer	16	536	33.5	546	34.1 -0.6
7.	Chattanooga	16	556	34.8	568	35.5 -0.8
8.	Western Carolina	16	549	34.3	571	35.7 -1.4
9.	Wofford	16	504	31.5	550	34.4 -2.9
10.	The Citadel	16	486	30.4	563	35.2 -4.8

BLOCKED SHOTS		G	No.	Avg/G
1.	The Citadel	16	50	3.1
	Chattanooga	16	50	3.1
3.	ETSU	16	49	3.1
4.	Furman	16	46	2.9
5.	Samford	16	41	2.6
	UNCG	16	41	2.6
7.	Western Carolina	16	40	2.5
8.	Mercer	16	36	2.3
9.	Wofford	16	33	2.1
10.	VMI	16	18	1.1

ASSISTS		G	No.	Avg/G
1.	Furman	16	271	16.9
2.	Chattanooga	16	237	14.8
3.	UNCG	16	233	14.6
4.	Wofford	16	203	12.7
5.	Samford	16	186	11.6
6.	ETSU	16	185	11.6
7.	The Citadel	16	184	11.5
8.	Western Carolina	16	171	10.7
9.	VMI	16	161	10.1
10.	Mercer	16	155	9.7

STEALS		G	No.	Avg/G
1.	Samford	16	128	8.0
	UNCG	16	128	8.0
3.	Chattanooga	16	98	6.1
4.	The Citadel	16	93	5.8
5.	Wofford	16	92	5.8
6.	Furman	16	90	5.6
7.	ETSU	16	88	5.5
8.	Mercer	16	86	5.4
	Western Carolina	16	86	5.4
10.	VMI	16	75	4.7

TURNOVER MARGIN		G	Team	Avg.	Opp.	Avg. Margin
1.	UNCG	16	176	11.0	216	13.5 +2.5
2.	Furman	16	154	9.6	193	12.1 +2.4
3.	Samford	16	180	11.3	206	12.9 +1.6
4.	Mercer	16	172	10.8	189	11.8 +1.1
5.	Western Carolina	16	161	10.1	171	10.7 +0.6
6.	Chattanooga	16	173	10.8	180	11.3 +0.4
7.	Wofford	16	169	10.6	173	10.8 +0.2
8.	The Citadel	16	207	12.9	173	10.8 -2.1
9.	ETSU	16	204	12.8	163	10.2 -2.6
10.	VMI	16	213	13.3	145	9.1 -4.2

ASSIST/TURNOVER RATIO		G	Ast.	Avg.	T/O	Avg.	Ratio
1.	Furman	16	271	16.9	154	9.6	1.8
2.	Chattanooga	16	237	14.8	173	10.8	1.4
3.	UNCG	16	233	14.6	176	11.0	1.3
4.	Wofford	16	203	12.7	169	10.6	1.2
5.	Western Carolina	16	171	10.7	161	10.1	1.1
6.	Samford	16	186	11.6	180	11.3	1.0
7.	ETSU	16	185	11.6	204	12.8	0.9
8.	Mercer	16	155	9.7	172	10.8	0.9
9.	The Citadel	16	184	11.5	207	12.9	0.9
10.	VMI	16	161	10.1	213	13.3	0.8

OFFENSIVE REBOUNDS		G	No.	Avg/G
1.	Furman	16	173	10.8
2.	VMI	16	171	10.7
3.	Mercer	16	168	10.5
4.	UNCG	16	164	10.3
5.	ETSU	16	163	10.2
6.	Chattanooga	16	159	9.9
7.	Western Carolina	16	141	8.8
8.	Wofford	16	136	8.5
9.	Samford	16	133	8.3
10.	The Citadel	16	105	6.6

DEFENSIVE REBOUNDS		G	No.	Avg/G
1.	UNCG	16	424	26.5
2.	Furman	16	415	25.9
3.	Western Carolina	16	408	25.5
4.	ETSU	16	406	25.4
5.	Samford	16	403	25.2
6.	Chattanooga	16	397	24.8
7.	The Citadel	16	381	23.8
8.	VMI	16	375	23.4
9.	Wofford	16	368	23.0
	Mercer	16	368	23.0

DEFENSIVE REB PCT.		G	D-Reb	Opp. OR	D-Reb%
1.	Western Carolina	16	408	134	.753
2.	UNCG	16	424	147	.743
3.	Samford	16	403	145	.735
4.	Mercer	16	368	134	.733
5.	Furman	16	415	157	.726
6.	Chattanooga	16	397	153	.722
7.	VMI	16	375	147	.718
8.	ETSU	16	406	169	.706
9.	The Citadel	16	381	159	.706
10.	Wofford	16	368	168	.687

OFFENSIVE REB PCT.		G	O-Reb	Opp. DR	O-Reb%
1.	Furman	16	173	381	.312
2.	UNCG	16	164	371	.307
3.	ETSU	16	163	370	.306
4.	VMI	16	171	403	.298
5.	Mercer	16	168	412	.290
6.	Chattanooga	16	159	415	.277
7.	Samford	16	133	370	.264
8.	Wofford	16	136	382	.263
9.	Western Carolina	16	141	437	.244
10.	The Citadel	16	105	404	.206

2022-23 Southern Conference
CONFERENCE BASKETBALL STATISTICS
Through games of Feb 21, 2023 (Conference games only)

3-POINT FG MADE	G	No.	Avg/G
1. Chattanooga	16	179	11.2
2. Furman	16	158	9.9
3. Samford	16	155	9.7
4. VMI	16	131	8.2
5. UNCG	16	127	7.9
6. The Citadel	16	120	7.5
7. Western Carolina	16	118	7.4
8. Wofford	16	112	7.0
9. ETSU	16	102	6.4
10. Mercer	16	80	5.0

2022-23 Southern Conference
CONFERENCE BASKETBALL STATISTICS
Through games of Feb 21, 2023 (Conference games only)

Team	Conference	Pct.	PF	PA	Overall	Pct.	PF	PA	Current unbeaten streak
Samford	14-2	.875	78.4	70.0	14-2	.875	78.4	70.0	Samford -- 6
Furman	13-3	.812	81.9	69.4	13-3	.812	81.9	69.4	Western Carolina -- 2
UNCG	13-3	.812	74.6	64.2	13-3	.812	74.6	64.2	Wofford -- 2
Western Carolina	9-7	.562	71.4	72.9	9-7	.562	71.4	72.9	UNCG -- 1
Chattanooga	7-9	.438	73.9	72.8	7-9	.438	73.9	72.8	Furman -- 1
Wofford	7-9	.438	73.3	76.1	7-9	.438	73.3	76.1	
ETSU	6-10	.375	68.1	69.4	6-10	.375	68.1	69.4	
The Citadel	5-11	.312	66.9	74.3	5-11	.312	66.9	74.3	
Mercer	5-11	.312	62.6	67.6	5-11	.312	62.6	67.6	
VMI	1-15	.062	62.2	76.7	1-15	.062	62.2	76.7	

TEAM SUMMARIES	G	PF-PA	Avg score	Margin	FG-FGA	Pct.	3FG-FGA	Pct.	FT-FTA	Pct.	RebF	RebA	Margin
Chattanooga	16	1182-1165	73.9-72.8	+1.1	405-945	.429	179-481	.372	193-266	.726	556	568	-0.8
ETSU	16	1090-1111	68.1-69.4	-1.3	405-893	.454	102-307	.332	178-266	.669	569	539	+1.9
Furman	16	1310-1110	81.9-69.4	+12.5	454-960	.473	158-449	.352	244-327	.746	588	538	+3.1
Mercer	16	1002-1082	62.6-67.6	-5.0	384-929	.413	80-267	.300	154-234	.658	536	546	-0.6
Samford	16	1255-1120	78.4-70.0	+8.4	419-888	.472	155-409	.379	262-343	.764	536	515	+1.3
The Citadel	16	1071-1189	66.9-74.3	-7.4	377-858	.439	120-337	.356	197-256	.770	486	563	-4.8
UNCG	16	1194-1027	74.6-64.2	+10.4	419-909	.461	127-347	.366	229-322	.711	588	518	+4.4
VMI	16	996-1227	62.2-76.7	-14.4	364-927	.393	131-412	.318	137-176	.778	546	550	-0.2
Western Carolina	16	1142-1166	71.4-72.9	-1.5	390-924	.422	118-369	.320	244-338	.722	549	571	-1.4
Wofford	16	1173-1218	73.3-76.1	-2.8	431-910	.474	112-339	.330	199-275	.724	504	550	-2.9

ATTENDANCE	Home	Average	Away	Average	Neutral	Average	Total	Average
Chattanooga	8-26927	3366	8-14834	1854	0-0	0	16-41761	2610
ETSU	7-22606	3229	9-16601	1845	0-0	0	16-39207	2450
Furman	8-20600	2575	8-17889	2236	0-0	0	16-38489	2406
Mercer	8-15496	1937	8-14178	1772	0-0	0	16-29674	1855
Samford	8-22239	2780	8-16573	2072	0-0	0	16-38812	2426
The Citadel	9-14526	1614	7-16111	2302	0-0	0	16-30637	1915
UNCG	8-11722	1465	8-17005	2126	0-0	0	16-28727	1795
VMI	8-13209	1651	8-18335	2292	0-0	0	16-31544	1972
Western Carolina	8-14677	1835	8-20293	2537	0-0	0	16-34970	2186
Wofford	8-11874	1484	8-22057	2757	0-0	0	16-33931	2121
Totals	80-173876	2173	80-173876	2173	0-0	0	160-347752	2173

2022-23 Southern Conference
INDIVIDUAL BASKETBALL STATISTICS
Through games of Feb 21, 2023 (Conference games only)

To be ranked, a player must appear in at least 75.0% of their team's games.

SCORING								REBOUNDING							
	Cl	G	FG	3FG	FT	Pts	Avg/G		Cl	G	Off	Def	Total	Avg/G	
1. Stephen Clark-CIT	Sr	16	108	7	56	279	17.4	1. Tyzhaun Claude-WCU	Jr	13	43	69	112	8.6	
2. B.J. Mack-WOF	Sr	16	91	32	55	269	16.8	2. Mohammed Abdulsalam-UNCG	Sr	16	38	90	128	8.0	
3. Tre Jackson-WCU	Jr	16	83	48	49	263	16.4	3. Taeshaud Jackson-VMI	Fr	16	42	84	126	7.9	
4. Vonterius Woolbright-WCU	Sr	16	86	5	83	260	16.3	4. Vonterius Woolbright-WCU	Sr	16	22	102	124	7.8	
5. Keyshaun Langley-UNCG	Sr	16	95	45	23	258	16.1	5. Jalen Slawson-FUR	Sr	16	35	83	118	7.4	
Jalen Slawson-FUR	Sr	16	82	17	77	258	16.1	6. Jaden Seymour-ETSU	So	16	35	82	117	7.3	
7. Jordan King-ETSU	Sr	16	90	33	43	256	16.0	7. Jalen Haynes-ETSU	So	16	44	68	112	7.0	
8. Jalyn McCreary-MER	So	16	113	0	26	252	15.8	8. Stephen Clark-CIT	Sr	16	28	80	108	6.8	
9. Mike Bothwell-FUR	Sr	16	84	19	63	250	15.6	Jermaine Marshall-SAM	Jr	16	26	82	108	6.8	
10. Jalen Haynes-ETSU	So	16	93	1	61	248	15.5	10. Marcus Foster-FUR	Jr	16	27	65	92	5.8	
11. Logan Dye-SAM	Sr	16	81	26	57	245	15.3	Jalyn McCreary-MER	So	16	39	53	92	5.8	
12. Tyzhaun Claude-WCU	Jr	13	70	2	55	197	15.2	12. Tyler Houser-VMI	Fr	16	26	65	91	5.7	
13. Jamal Johnson-UTC	Sr	16	71	48	50	240	15.0	13. B.J. Mack-WOF	Sr	16	16	74	90	5.6	
14. Austin Ash-CIT	Sr	16	73	50	29	225	14.1	14. Keondre Kennedy-UNCG	Sr	16	17	69	86	5.4	
15. Jackson Paveletzke-WOF	Fr	16	76	19	49	220	13.8	15. Messiah Jones-WOF	Sr	16	33	49	82	5.1	
16. Jermaine Marshall-SAM	Jr	16	72	26	49	219	13.7	16. A.J. Staton-McCray-SAM	So	15	23	53	76	5.1	
17. Keondre Kennedy-UNCG	Sr	16	73	33	35	214	13.4	17. Logan Dye-SAM	Sr	16	17	64	81	5.1	
18. Asher Woods-VMI	Fr	16	72	27	34	205	12.8	18. Austin Ash-CIT	Sr	16	6	68	74	4.6	
19. Marcus Foster-FUR	Jr	16	66	39	22	193	12.1	Jamal Johnson-UTC	Sr	16	12	62	74	4.6	
20. JP Pegues-FUR	So	16	67	26	32	192	12.0	20. Asher Woods-VMI	Fr	16	15	58	73	4.6	
21. A.J. Staton-McCray-SAM	So	15	57	16	32	162	10.8								
22. Russell Jones Jr.-WCU	Jr	16	59	30	24	172	10.8								
23. Tyler Houser-VMI	Fr	16	67	14	22	170	10.6								
24. Rickey Bradley-VMI	Fr	15	56	14	29	155	10.3								
25. Mikeal Brown-Jones-UNCG	Jr	15	53	5	43	154	10.3								
26. Bubba Parham-SAM	Sr	16	45	33	38	161	10.1								
27. Messiah Jones-WOF	Sr	16	63	0	30	156	9.8								
28. Sean Conway-VMI	Sr	15	47	24	20	138	9.2								
29. Kamar Robertson-MER	Sr	13	41	13	24	119	9.2								
30. Tony Felder-VMI	Fr	16	52	30	12	146	9.1								
FIELD GOAL PCT						ASSISTS									
	Cl	G	FGM	FGA	Pct.		Cl	G	No.	Avg/G					
1. Messiah Jones-WOF	Sr	16	63	106	.594	1. Vonterius Woolbright-WCU	Sr	16	88	5.5					
2. Mikeal Brown-Jones-UNCG	Jr	15	53	90	.589	2. JP Pegues-FUR	So	16	64	4.0					
3. Jalen Haynes-ETSU	So	16	93	165	.564	3. Dante Treacy-UNCG	Sr	16	63	3.9					
4. A.J. Staton-McCray-SAM	So	15	57	107	.533	4. Jackson Paveletzke-WOF	Fr	16	60	3.8					
5. Jalen Slawson-FUR	Sr	16	82	155	.529	5. Jalen Slawson-FUR	Sr	16	57	3.6					
6. Jalyn McCreary-MER	So	16	113	218	.518	6. Jordan King-ETSU	Sr	16	55	3.4					
7. Logan Dye-SAM	Sr	16	81	157	.516	7. Stephen Clark-CIT	Sr	16	51	3.2					
8. Rickey Bradley-VMI	Fr	15	56	112	.500	8. Kobe Langley-UNCG	Sr	16	50	3.1					
9. Jermaine Marshall-SAM	Jr	16	72	145	.497	9. Dalvin White-UTC	Sr	16	44	2.8					
10. Jaden Seymour-ETSU	So	16	55	111	.495	10. Tony Felder-VMI	Fr	16	43	2.7					
11. B.J. Mack-WOF	Sr	16	91	184	.495	Jaron Rillie-SAM	So	16	43	2.7					
12. Tyzhaun Claude-WCU	Jr	13	70	142	.493	12. Elijah Morgan-CIT	Jr	16	38	2.4					
13. Stephen Clark-CIT	Sr	16	108	221	.489	13. Mike Bothwell-FUR	Sr	16	37	2.3					
14. Mike Bothwell-FUR	Sr	16	84	174	.483	Keyshaun Langley-UNCG	Sr	16	37	2.3					
15. Keyshaun Langley-UNCG	Sr	16	95	202	.470	Bubba Parham-SAM	Sr	16	37	2.3					

2022-23 Southern Conference
INDIVIDUAL BASKETBALL STATISTICS
Through games of Feb 21, 2023 (Conference games only)

FREE THROW PCT					
	Cl	G	FTM	FTA	Pct.
1. Tre Jackson-WCU	Jr	16	49	53	.925
2. Jordan King-ETSU	Sr	16	43	48	.896
3. Dante Treacy-UNCG	Sr	16	34	40	.850
4. Jamal Johnson-UTC	Sr	16	50	60	.833
5. Mike Bothwell-FUR	Sr	16	63	76	.829
6. Bubba Parham-SAM	Sr	16	38	46	.826
7. B.J. Mack-WOF	Sr	16	55	67	.821
8. Jalen Slawson-FUR	Sr	16	77	94	.819
9. Asher Woods-VMI	Fr	16	34	42	.810
10. Keondre Kennedy-UNCG	Sr	16	35	44	.795
11. Jackson Paveletzke-WOF	Fr	16	49	62	.790
12. A.J. Staton-McCray-SAM	So	15	32	42	.762
13. Madison Durr-CIT	Fr	16	34	45	.756
14. Tyzhaun Claude-WCU	Jr	13	55	75	.733
15. Logan Dye-SAM	Sr	16	57	78	.731

STEALS				
	Cl	G	No.	Avg/G
1. Keyshaun Langley-UNCG	Sr	16	36	2.3
2. Elijah Morgan-CIT	Jr	16	34	2.1
3. Kobe Langley-UNCG	Sr	16	33	2.1
4. Russell Jones Jr.-WCU	Jr	16	25	1.6
Jermaine Marshall-SAM	Jr	16	25	1.6
6. Jalen Slawson-FUR	Sr	16	24	1.5
7. A.J. Staton-McCray-SAM	So	15	22	1.5
8. Jamal Johnson-UTC	Sr	16	22	1.4
9. Jaron Rillie-SAM	So	16	21	1.3
Vonterius Woolbright-WCU	Sr	16	21	1.3
11. Allen Strothers-ETSU	Fr	15	19	1.3
12. Messiah Jones-WOF	Sr	16	19	1.2
Corey Tripp-WOF	So	16	19	1.2
14. Bubba Parham-SAM	Sr	16	18	1.1
15. Asher Woods-VMI	Fr	16	17	1.1
Jordan King-ETSU	Sr	16	17	1.1
Marcus Foster-FUR	Jr	16	17	1.1
Stephen Clark-CIT	Sr	16	17	1.1

3-POINT FG PCT					
	Cl	G	3FG	FGA	Pct.
1. David Maynard-CIT	Sr	16	17	38	.447
2. Bubba Parham-SAM	Sr	16	33	75	.440
3. Jamal Johnson-UTC	Sr	16	48	112	.429
4. Jermaine Marshall-SAM	Jr	16	26	61	.426
5. Marcus Foster-FUR	Jr	16	39	95	.411
6. Austin Ash-CIT	Sr	16	50	122	.410
7. Jamarius Hairston-ETSU	Sr	16	24	59	.407
8. Tre Jackson-WCU	Jr	16	48	119	.403
9. Keyshaun Langley-UNCG	Sr	16	45	112	.402
10. B.J. Mack-WOF	Sr	16	32	80	.400
A.J. Caldwell-UTC	Sr	16	22	55	.400
12. Keondre Kennedy-UNCG	Sr	16	33	83	.398
13. Dalvin White-UTC	Sr	16	29	73	.397
14. Logan Dye-SAM	Sr	16	26	67	.388
15. Alex Williams-FUR	So	16	21	55	.382
Carson McCorkle-WOF	So	16	21	55	.382

3-POINT FG MADE				
	Cl	G	3FG	Avg/G
1. Austin Ash-CIT	Sr	16	50	3.1
2. Jamal Johnson-UTC	Sr	16	48	3.0
Tre Jackson-WCU	Jr	16	48	3.0
4. Keyshaun Langley-UNCG	Sr	16	45	2.8
5. Marcus Foster-FUR	Jr	16	39	2.4
6. Jordan King-ETSU	Sr	16	33	2.1
Bubba Parham-SAM	Sr	16	33	2.1
Keondre Kennedy-UNCG	Sr	16	33	2.1
9. B.J. Mack-WOF	Sr	16	32	2.0
10. Tony Felder-VMI	Fr	16	30	1.9
Russell Jones Jr.-WCU	Jr	16	30	1.9
12. Dalvin White-UTC	Sr	16	29	1.8
13. Asher Woods-VMI	Fr	16	27	1.7
14. Jermaine Marshall-SAM	Jr	16	26	1.6
JP Pegues-FUR	So	16	26	1.6
Logan Dye-SAM	Sr	16	26	1.6

BLOCKED SHOTS				
	Cl	G	No.	Avg/G
1. Stephen Clark-CIT	Sr	16	30	1.9
2. Jalen Slawson-FUR	Sr	16	26	1.6
3. Jaden Seymour-ETSU	So	16	18	1.1
4. Jalen Haynes-ETSU	So	16	14	0.9
5. Tyzhaun Claude-WCU	Jr	13	11	0.8
6. Jalyn McCreary-MER	So	16	13	0.8
7. Tyler Harris-WCU	Sr	16	12	0.8
Achor Achor-SAM	So	16	12	0.8
9. Keondre Kennedy-UNCG	Sr	16	10	0.6
10. Sam Alexis-UTC	Fr	13	8	0.6
11. Mikeal Brown-Jones-UNCG	Jr	15	9	0.6
12. Logan Dye-SAM	Sr	16	9	0.6
Jermaine Marshall-SAM	Jr	16	9	0.6
14. Mohammed Abdulsalam-UNCG	Sr	16	8	0.5
15. Jamal Johnson-UTC	Sr	16	7	0.4
Jackson Sivills-WOF	So	16	7	0.4
Messiah Jones-WOF	Sr	16	7	0.4

ASSIST/TURNOVER RATIO					
	Cl	G	Ast.	T/O	Ratio
1. JP Pegues-FUR	So	16	64	22	2.9
2. Kobe Langley-UNCG	Sr	16	50	18	2.8
3. Dante Treacy-UNCG	Sr	16	63	23	2.7
4. Vonterius Woolbright-WCU	Sr	16	88	50	1.8
5. Jordan King-ETSU	Sr	16	55	35	1.6
6. Jackson Paveletzke-WOF	Fr	16	60	40	1.5
7. Jalen Slawson-FUR	Sr	16	57	44	1.3
8. Stephen Clark-CIT	Sr	16	51	53	1.0

2022-23 Southern Conference
INDIVIDUAL BASKETBALL STATISTICS
Through games of Feb 21, 2023 (Conference games only)

OFFENSIVE REBOUNDS	Cl	G	No.	Avg/G
1. Tyzhaun Claude-WCU	Jr	13	43	3.3
2. Jalen Haynes-ETSU	So	16	44	2.8
3. Taeshaud Jackson-VMI	Fr	16	42	2.6
4. Jalyn McCreary-MER	So	16	39	2.4
5. Mohammed Abdulsalam-UNCG	Sr	16	38	2.4
6. Jaden Seymour-ETSU	So	16	35	2.2
Jalen Slawson-FUR	Sr	16	35	2.2
8. Sam Alexis-UTC	Fr	13	28	2.2
9. Messiah Jones-WOF	Sr	16	33	2.1
10. Jah Quinones-MER	Fr	16	29	1.8
11. Stephen Clark-CIT	Sr	16	28	1.8
12. Marcus Foster-FUR	Jr	16	27	1.7
Bas Leyte-UNCG	Sr	16	27	1.7
14. Sean Conway-VMI	Sr	15	25	1.7
15. Alex Williams-FUR	So	16	26	1.6
Tyler Houser-VMI	Fr	16	26	1.6
Jermaine Marshall-SAM	Jr	16	26	1.6
Kyler Filewich-WOF	Jr	16	26	1.6

DEFENSIVE REBOUNDS	Cl	G	No.	Avg/G
1. Vonterius Woolbright-WCU	Sr	16	102	6.4
2. Mohammed Abdulsalam-UNCG	Sr	16	90	5.6
3. Tyzhaun Claude-WCU	Jr	13	69	5.3
4. Taeshaud Jackson-VMI	Fr	16	84	5.3
5. Jalen Slawson-FUR	Sr	16	83	5.2
6. Jaden Seymour-ETSU	So	16	82	5.1
Jermaine Marshall-SAM	Jr	16	82	5.1
8. Stephen Clark-CIT	Sr	16	80	5.0
9. B.J. Mack-WOF	Sr	16	74	4.6
10. Keondre Kennedy-UNCG	Sr	16	69	4.3
11. Jalen Haynes-ETSU	So	16	68	4.3
Austin Ash-CIT	Sr	16	68	4.3
13. Tyler Houser-VMI	Fr	16	65	4.1
Marcus Foster-FUR	Jr	16	65	4.1
15. Logan Dye-SAM	Sr	16	64	4.0

MINUTES PLAYED	Cl	G	No.	Avg/G
1. Austin Ash-CIT	Sr	16	606	37.9
2. Asher Woods-VMI	Fr	16	592	37.0
3. Jordan King-ETSU	Sr	16	583	36.4
4. Tre Jackson-WCU	Jr	16	579	36.2
5. Russell Jones Jr.-WCU	Jr	16	566	35.4
6. Stephen Clark-CIT	Sr	16	561	35.1
7. Mike Bothwell-FUR	Sr	16	548	34.2
8. Vonterius Woolbright-WCU	Sr	16	543	33.9
9. JP Pegues-FUR	So	16	532	33.2
10. Jackson Paveletzke-WOF	Fr	16	523	32.7
11. Rickey Bradley-VMI	Fr	15	485	32.3
12. Keondre Kennedy-UNCG	Sr	16	510	31.9
13. B.J. Mack-WOF	Sr	16	508	31.8
14. Elijah Morgan-CIT	Jr	16	505	31.6
15. Keyshaun Langley-UNCG	Sr	16	501	31.3
16. Jalen Slawson-FUR	Sr	16	500	31.3
17. Marcus Foster-FUR	Jr	16	493	30.8
18. Jamal Johnson-UTC	Sr	16	490	30.6
19. Bubba Parham-SAM	Sr	16	489	30.6
20. Corey Tripp-WOF	So	16	473	29.6
21. Shawn Walker Jr.-MER	Sr	16	469	29.3
22. Sean Conway-VMI	Sr	15	433	28.9
23. Jalen Haynes-ETSU	So	16	456	28.5
24. Tyler Harris-WCU	Sr	16	443	27.7
25. Jaden Seymour-ETSU	So	16	440	27.5
26. Dante Treacy-UNCG	Sr	16	439	27.4
27. Tyzhaun Claude-WCU	Jr	13	354	27.2
28. Logan Dye-SAM	Sr	16	435	27.2
29. Allen Strothers-ETSU	Fr	15	406	27.1
30. Jermaine Marshall-SAM	Jr	16	428	26.8

2022-23 Southern Conference
Conference Team Highs
Through games of Feb 21, 2023 (Conference games only)

TEAM HIGHS (highest totals made by)

Points	97		Furman vs The Citadel (01/04/23)
	97		UNCG vs Wofford (02/12/23)
Margin	35	(96-61)	Samford at VMI (02/18/23)
	34	(93-59)	Furman vs Western Carolina (02/11/23)
Field goals made	36		Furman at VMI (02/08/23)
	36		Wofford vs Western Carolina (02/08/23)
Field goal attempts	76		Western Carolina at Wofford (02/08/23)
	70		Furman vs Samford (01/25/23)
	70		Wofford vs Western Carolina (02/08/23)
	70		UNCG vs Wofford (02/12/23)
Field goal percentage	.615	(32-52)	ETSU vs Wofford (02/01/23)
	.608	(31-51)	Chattanooga vs Western Carolina (01/11/23)
3-Pt FG made	21		Samford at VMI (02/18/23)
	17		Furman at VMI (02/08/23)
3-Pt FG attempts	45		Furman at VMI (02/08/23)
	41		Chattanooga at VMI (02/15/23)
3-Pt percentage	.625	(10-16)	Furman at Mercer (01/11/23)
	.615	(16-26)	VMI at Chattanooga (01/07/23)
Free throws made	33		UNCG at Furman (01/14/23)
	29		Samford at The Citadel (12/31/22)
Free throw attempts	41		UNCG at Furman (01/14/23)
	34		Samford at The Citadel (12/31/22)
	34		Furman vs Samford (01/25/23)
	34		Wofford vs Samford (01/28/23)
Free throw percentage	1.000	(17-17)	The Citadel at VMI (01/21/23)
	1.000	(16-16)	ETSU vs Chattanooga (01/28/23)
	1.000	(11-11)	VMI at Furman (12/29/22)
	1.000	(10-10)	VMI at ETSU (02/10/23)
Rebounds	53		Furman vs Chattanooga (02/01/23)
	53		Furman vs Western Carolina (02/11/23)
Assists	30		Furman at VMI (02/08/23)
	25		Furman vs VMI (12/29/22)
	25		UNCG vs ETSU (02/07/23)
	25		Samford at VMI (02/18/23)
Steals	16		ETSU at The Citadel (01/11/23)
	13		Chattanooga vs The Citadel (02/08/23)
	13		Samford vs The Citadel (02/11/23)
Blocked shots	9		The Citadel vs Western Carolina (01/14/23)
	9		Western Carolina vs Wofford (01/18/23)
Turnovers	22		The Citadel at Samford (02/11/23)
	21		The Citadel at Chattanooga (02/08/23)
Fouls	29		Furman vs UNCG (01/14/23)
	26		Samford at Furman (01/25/23)
	26		Mercer vs ETSU (01/25/23)

2022-23 Southern Conference
Conference Individual Highs
Through games of Feb 21, 2023 (Conference games only)

INDIVIDUAL PLAYER GAME HIGHS

Points	47		Tre Jackson (Western Carolina) at Wofford (02/08/23)
	42		Jordan King (ETSU) at The Citadel (01/11/23)
Field goals made	14		Jordan King (ETSU) at The Citadel (01/11/23)
	14		Tre Jackson (Western Carolina) at Wofford (02/08/23)
Field goal attempts	26		Vonterius Woolbright (Western Carolina) at Wofford (02/08/23)
	21		Tre Jackson (Western Carolina) at Wofford (02/08/23)
	21		Keyshaun Langley (UNCG) vs Wofford (02/12/23)
Field goal percentage	1.000	(8-8)	Jah Quinones (Mercer) vs Western Carolina (02/18/23)
	.909	(10-11)	Jalen Haynes (ETSU) vs Wofford (02/01/23)
3-Pt FG made	8		Jordan King (ETSU) at The Citadel (01/11/23)
	8		Tre Jackson (Western Carolina) at Wofford (02/08/23)
	8		Austin Ash (The Citadel) vs Wofford (02/18/23)
3-Pt FG attempts	16		Austin Ash (The Citadel) vs Wofford (02/18/23)
	15		Tre Jackson (Western Carolina) at Wofford (02/08/23)
	15		Keyshaun Langley (UNCG) vs Wofford (02/12/23)
3-Pt percentage	.857	(6-7)	Marcus Foster (Furman) at Mercer (01/11/23)
	.857	(6-7)	Carson McCorkle (Wofford) vs VMI (01/14/23)
Free throws made	13		Mike Bothwell (Furman) at Wofford (01/22/23)
	13		Jalen Slawson (Furman) vs Samford (01/25/23)
Free throw attempts	15		Jalen Slawson (Furman) vs Samford (01/25/23)
	14		Mike Bothwell (Furman) at Wofford (01/22/23)
	14		Jalen Haynes (ETSU) at UNCG (02/07/23)
Free throw percentage	1.000	(11-11)	Tre Jackson (Western Carolina) at Wofford (02/08/23)
	1.000	(10-10)	Jordan King (ETSU) at Western Carolina (02/15/23)
	1.000	(9-9)	Jaron Rillie (Samford) at The Citadel (12/31/22)
	1.000	(8-8)	B.J. Mack (Wofford) vs ETSU (12/29/22)
	1.000	(8-8)	Austin Ash (The Citadel) at VMI (01/21/23)
	1.000	(8-8)	Jalen Haynes (ETSU) vs Chattanooga (01/28/23)
	1.000	(8-8)	B.J. Mack (Wofford) vs Western Carolina (02/08/23)
Rebounds	17		Tyzhaun Claude (Western Carolina) at The Citadel (01/14/23)
	16		Taeshaud Jackson (VMI) at The Citadel (02/02/23)
	16		Mohammed Abdulsalam (UNCG) at Mercer (02/02/23)
Assists	11		Vonterius Woolbright (Western Carolina) at VMI (01/28/23)
	10		Jaron Rillie (Samford) vs Mercer (12/28/22)
	10		Vonterius Woolbright (Western Carolina) vs Wofford (01/18/23)
	10		Carter Whitt (Furman) at VMI (02/08/23)
Steals	7		Jordan King (ETSU) at The Citadel (01/11/23)
	6		Jaron Rillie (Samford) vs Wofford (01/11/23)
Blocked shots	5		Jake Stephens (Chattanooga) at The Citadel (12/29/22)
	5		Stephen Clark (The Citadel) vs ETSU (01/11/23)
	5		Stephen Clark (The Citadel) vs Western Carolina (01/14/23)
Turnovers	8		Asher Woods (VMI) at Mercer (02/04/23)
	7		Asher Woods (VMI) at Chattanooga (01/07/23)
	7		Austin Ash (The Citadel) vs ETSU (01/11/23)
	7		Vonterius Woolbright (Western Carolina) vs ETSU (02/15/23)
	7		Stephen Clark (The Citadel) vs Wofford (02/18/23)