



SOUTHERN CONFERENCE MEN'S BASKETBALL

2022-23



702 North Pine Street, Spartanburg, SC 29303 • 864-591-5100 • Fax: 864-591-3448

Phil Perry, Associate Commissioner for Media Relations (MBK contact)

facebook.com/SouthernConference • twitter.com/SoConSports • instagram.com/SouthernConference

2022-23 SOUTHERN CONFERENCE BASKETBALL STANDINGS

	Conference					Overall					
	W-L	Pct.	H	A	ST	W-L	Pct.	H	A	N	ST
Samford	4-0	1.000	2-0	2-0	W4	10-7	.588	7-2	3-5	0-0	W4
Furman	3-1	.750	2-0	1-1	W2	12-5	.706	9-1	2-2	1-2	W2
Western Carolina	3-1	.750	2-1	1-0	W3	10-7	.588	5-3	3-4	2-0	W3
UNCG	3-1	.750	1-1	2-0	L1	9-8	.529	5-2	3-4	1-2	L1
Chattanooga	2-2	.500	1-0	1-2	W1	10-7	.588	6-2	4-5	0-0	W1
Wofford	2-2	.500	1-2	1-0	W2	10-7	.588	8-2	2-5	0-0	W2
ETSU	2-2	.500	0-2	2-0	L2	6-11	.353	3-6	2-4	1-1	L2
The Citadel	1-3	.250	1-1	0-2	L3	6-10	.375	3-3	2-6	1-1	L3
Mercer	0-4	.000	0-2	0-2	L4	7-10	.412	4-3	1-6	2-1	L4
VMI	0-4	.000	0-1	0-3	L4	5-12	.294	5-1	0-9	0-2	L6

UPCOMING SCHEDULE (ALL TIMES EASTERN)

Jan. 11 (Wednesday)

- *ETSU at The Citadel, 7 p.m. ESPN+
- *Furman at Mercer, 7 p.m. ESPN+
- *Western Carolina at Chattanooga, 7 p.m. ESPN+
- *UNCG at VMI, 7 p.m. ESPN+
- *Wofford at Samford, 8 p.m. ESPN+

Jan. 14 (Saturday)

- *Western Carolina at The Citadel, 1 p.m. ESPN+
- *Mercer at ETSU, 4 p.m. Nexstar/ESPN+
- *UNCG at Furman, 4 p.m. ESPN+
- *Chattanooga at Samford, 6 p.m. ESPNU
- *VMI at Wofford, 7 p.m. ESPN+

Ingles SoCon Game of the Week Nexstar affiliates
 WMYT/My 12 (Charlotte)
 WWCW/The CW Virginia (Lynchburg/Roanoke)
 WYCW/The CW62 (Greenville/Spartanburg/Asheville)

Play-by-play: Pete Yanity
Analyst: Ralph Patterson

Jan. 18 (Wednesday)

- *Samford at ETSU, 7 p.m. ESPN+
- *Furman at Chattanooga, 7 p.m. ESPN+
- *Wofford at Western Carolina, 7 p.m. ESPN+

Jan. 19 (Thursday)

- *The Citadel at UNCG, 7 p.m. ESPN+
- *Mercer at VMI, 7 p.m. ESPN+

Jan. 21 (Saturday)

- *The Citadel at VMI, 1 p.m. Nexstar/ESPN+
- *ETSU at Chattanooga, 3 p.m. ESPN+
- *Mercer at UNCG, 4 p.m. ESPN+
- *Western Carolina at Samford, 6 p.m. ESPN+

Jan. 22 (Sunday)

- *Furman at Wofford, 4 p.m. ESPNU

SoCon PLAYER OF THE WEEK (1/9)

Jake Stephens, Gr., C Chattanooga

Chattanooga graduate student Jake Stephens averaged 27 points and 14 rebounds in splitting a pair of SoCon games from Jan. 2-8.

Stephens opened his week with his ninth double-double of the season in the Mocs' 73-61 loss at UNCG on Wednesday. The center from Bunker Hill, West Virginia, scored 17 points and pulled down 13 rebounds, also dishing off a game-best seven assists. Stephens, who also had a blocked shot and a steal, was 6-for-14 from the floor (.429) and went 4-for-4 from the free-throw line.

In Saturday's 85-78 against VMI, Stephens scored a season-best 37 points and grabbed 15 rebounds against his former team, falling two points shy of his career high. The 37 points were the most scored by a Chattanooga player since 2013 and the most against a Division I opponent since 2011. Stephens, who is tied for third in DI with 10 double-doubles, was 11-for-18 from the field (.611), including a 5-for-6 effort from 3-point range (.833). He went 10-for-13 from the free-throw line (.769), adding another block and another steal.

Stephens claimed his sixth weekly honor this season and 11th of his career. Only SoCon Hall of Famer Stephen Curry of Davidson, who had 16 selections from 2006-09, has more.



NOTES

• **All 10 Southern Conference men's basketball programs are in action Wednesday evening for league contests.** In a sign of the parity around the league, seven SoCon squads are .500 or better in conference play after the first two weeks of play.

• **League-leading Samford puts its 4-0 SoCon mark on the line when it hosts Wofford.** The Bulldogs topped UNCG 70-68 on Saturday, knocking down a season-best 15 3-pointers and surviving a late Spartan rally. A.J. Staton-McCray and Logan Dye scored 17 points each, with Staton-McCray's output a season best.

• **Wofford evened its SoCon record with its 77-57 win over The Citadel on Saturday.** The Terriers, who led wire-to-wire and allowed just 15 first-half points to the Bulldogs, got 18 points and seven rebounds from B.J. Mack and a season-best 12 points from freshman Chase Martin.

• **Furman has won two straight league games to move to 3-1, including Saturday's 70-56 victory at ETSU.** Redshirt junior Marcus Foster scored 21 points and grabbed 11 rebounds against the Bucs, while fifth-year seniors Mike Bothwell and Jalen Slawson picked up their 100th career win.

• **Mercer seeks its first league win when it hosts the Paladins on Wednesday.** The Bears fell at Western Carolina 73-45 Saturday, shooting a season-low 30 percent from the floor (18-for-60). Mercer was outrebounded 46-30, losing the battle on the boards for the first since Nov. 27 against Towson.

• **Western Carolina visits Chattanooga on Wednesday as the squads will meet for the 100th time (UTC leads 69-30).** The Catamounts saw Russell Jones Jr. score 23 points Saturday to surpass his career high for the second straight game. Western Carolina has won three straight and six of seven overall.

• **Chattanooga evened its SoCon record with Saturday's 85-78 win over VMI.** Mocs graduate student center Jake Stephens greeted his former team with a season-best 37 points and 15 rebounds. The 37 points were the most scored by a UTC player since 2013 and most against an NCAA DI opponent since 2011.

• **The Citadel looks to snap a three-game SoCon slide when it welcomes ETSU on Wednesday.** The Bulldogs got a game-high 22 points and nine rebounds from Stephen Clark at Wofford but could not overcome a cold-shooting first half (7-for-32, 21.9 percent) that saw them trail 27-15 at the break.

• **ETSU has dropped two straight after winning its first two SoCon games.** The Bucs, who have the fourth-longest active streak in the NCAA with 1,109 straight games with a made 3-pointer, were just 3-for-21 (.143) from long range against Furman on Saturday. DeAnthony Tipler had two of the Bucs' made 3s.

• **UNCG will try to rebound from its first league loss when it visits VMI on Wednesday.** The Spartans fashioned a late 11-2 run to get within a point of Samford before falling in the waning seconds Saturday. Keondre Kennedy had the game's lone double-double with 16 points and 10 rebounds.

• **VMI returns home to Cameron Hall, where it is 5-1 on the season.** The Keydets trailed Chattanooga by as many as 23 in the second half Saturday but rallied late to get within seven at the final buzzer. Freshman Asher Woods finished with 19 points.

ACTIVE SoCON CAREER LEADERS*

Points scored	(SoCon career rank)
1,779	Jake Stephens, UTC, Gr.
1,711	Mike Bothwell, FUR, 5th
1,284	Bubba Parham, SAM, Sr.
1,193	Jalen Slawson, FUR, 5th
926	Logan Dye, SAM, Sr.

Points scored per game (min. 800 points)	
16.25	Bubba Parham (1,284/79 GP), SAM, Sr.
13.35	B.J. Mack (921/69), WOF, Sr.
12.99	Jake Stephens (1,779/137), UTC, Gr.
12.40	Mike Bothwell (1,711/138), FUR, 5th
8.90	Jalen Slawson (1,193/134), FUR, 5th

Field-goal percentage (min. 240 made)	
.636	Messiah Jones (274-431), WOF, Sr.
.541	Stephen Clark (324-599), CIT, Sr.
.523	Logan Dye (370-707), SAM, Sr.
.514	Jalen Slawson (433-843), FUR, 5th
.511	B.J. Mack (346-677), WOF, Sr.

3-point field goals made	
227	Jake Stephens, UTC, Gr.
205	Bubba Parham, SAM, Sr.
182	Sean Conway, VMI, Sr.
175	Mike Bothwell, FUR, 5th
171	Keyshaun Langley, UNCG, Sr.

3-point field-goal percentage (min. 120 made)	
.386	Jake Stephens (227-588), UTC, Gr.
.378	Sean Conway (182-482), VMI, Sr.
.372	Bubba Parham (205-551), SAM, Sr.
.370	Jordan King (128-346), ETSU, Jr.
.366	A.J. Caldwell (148-404), UTC, R-Sr.

Free-throw percentage (min. 110 made)	
.832	Keyshaun Langley (149-179), UNCG, Sr.
.823	B.J. Mack (149-181), WOF, Sr.
.820	Mike Bothwell (310-378), FUR, 5th
.810	Jake Stephens (342-422), UTC, Gr.
.796	Bubba Parham (277-348), SAM, Sr.

Rebounds	
909	Jake Stephens, UTC, Gr.
701	Jalen Slawson, FUR, 5th
609	Mohammed Abdulsalam, UNCG, Gr.
517	Sean Conway, VMI, Sr.
453	A.J. Caldwell, UTC, R-Sr.

Rebounds per game (min. 280 rebounds)	
7.62	Jermaine Marshall (343/45 GP), SAM, Jr.
6.64	Jake Stephens (909/137), UTC, Gr.
5.23	Jalen Slawson (701/134), FUR, 5th
5.09	B.J. Mack (351/69), WOF, Sr.
5.02	Sean Conway (517/103), VMI, Sr.

Blocked shots	
194	Jake Stephens, UTC, Gr.
163	Stephen Clark, CIT, Sr.
152	Jalen Slawson, FUR, 5th
61	Logan Dye, SAM, Sr.
52	Messiah Jones, WOF, Sr.
52	Tyler Harris, WCU, Sr.

Steals	
167	Jalen Slawson, FUR, 5th
148	Mike Bothwell, FUR, 5th
129	Keyshaun Langley, UNCG, Sr.
114	Kobe Langley, UNCG, Sr.
93	A.J. Caldwell, UTC, R-Sr.

Assists	
345	Jake Stephens, UTC, Gr.
337	Mike Bothwell, FUR, 5th
313	Jalen Slawson, FUR, 5th
255	Keyshaun Langley, UNCG, Sr.
253	A.J. Caldwell, UTC, R-Sr.

Assists per game (min. 150 assists)	
4.09	Vonterius Woolbright (176/43 GP), WCU, Sr.
2.91	Bubba Parham (230/79), SAM, Sr.
2.52	Keyshaun Langley (255/101), UNCG, Sr.
2.52	Jake Stephens (345/137), UTC, Gr.
2.46	Stephen Clark (229/93), CIT, Sr.

* Stats accrued at SoCon schools only

SoCON RECORD BOOK

TEAM
3-point field goals made
Game
1. 24 VMI vs. Furman 2/12/15
2. 23 The Citadel vs. Mid-Atlantic Christian 11/12/18
23 The Citadel vs. High Point 11/27/18
4. 22 Georgia Southern vs. Chattanooga 1/17/05
22 The Citadel vs. UNCG 2/28/19
22 Samford vs. Belhaven 12/21/20
22 Furman vs. North Greenville 11/9/21
22 VMI vs. Carlow 11/9/21
22 Chattanooga vs. Covenant 11/19/22
10.21 Furman vs. Virginia Intermont 12/29/04
21 VMI vs. Johnson 11/18/14
21 The Citadel vs. Ogelthorpe 11/10/17
21 Furman vs. North Greenville 11/15/18
21 VMI vs. Campbellville-Harrodsburg 12/15/20
21 Furman vs. South Carolina State 12/21/20
21 Furman vs. Western Carolina 1/19/22

Rebounds
Game
1. 78 George Wash. vs. Georgetown 1968-69
2. 76 Davidson vs. VMI 1/8/70
3. 70 VMI vs. Mid-Atlantic Christian 12/2/14
4. 69 The Citadel vs. Morris 11/15/22
5. 68 Davidson vs. Emory 11/9/07
6. 67 The Citadel vs. Clemson 11/25/00
67 The Citadel vs. Johnson 11/13/16
8. 65 Georgia Southern vs. UC Davis 11/12/06
9. 64 ETSU vs. Reinhardt 12/3/18
64 Western Carolina vs. Brescia 11/13/22

INDIVIDUAL
Blocked shots
Career
1. 349 Kyle Hines, UNCG 2004-08
2. 308 Rans Brempong, WCU 2001-05
3. 270 Justin Tuoyo, UTC 2014-17
4. 269 George Singleton, FUR 1981-84
5. 238 Jody Lumpkin, CofC 1998-01
6. 222 James Dickey, UNCG 2016-20
7. 220 Jeremy Clayton, APP 2004-08
8. 215 Kirill Misychenko, CIT 1995-98
9. 213 Lucas Troutman, Elon 2010-14
10. 202 Lewis Preston, VMI 1990-93

194 Jake Stephens, VMI/UTC 2018-pr.

NATIONAL HONORS

Lou Henson Award Watch List
 Mike Bothwell, 5th, G, Furman
 Jalen Slawson, 5th, F, Furman
 Ques Glover, Jr., G, Samford
 Jake Stephens, Gr., C, Chattanooga

Field of 68 National Player of the Week
 Dec. 19.....Mike Bothwell, 5th, G, Furman

USBWA Oscar Robertson National Player of the Week
 Dec. 20.....Jake Stephens, Gr., C, Chattanooga

SoCON COACHING RECORDS

Coach, school	Career (yrs.)	School (yrs.)	SoCon (yrs.)
Ed Conroy, The Citadel	188-230 (14th)	55-86 (5th)	30-50 (5th)
Desmond Oliver, ETSU	21-28 (2nd)	Same	9-13 (2nd)
Bob Richey, Furman	123-52 (6th)	Same	66-25 (6th)
Greg Gary, Mercer	72-96 (6th)	55-52 (4th)	27-30 (4th)
Mike Jones, UNCG	200-173 (12th)	26-23 (2nd)	12-10 (2nd)
Bucky McMillan, Samford	37-31 (3rd)	Same	16-17 (3rd)
Dan Earl, Chattanooga	83-146 (8th)	10-7 (1st)	36-90 (8th)
Andrew Wilson, VMI	5-12 (1st)	Same	0-4 (1st)
Justin Gray, Western Carolina	21-28 (2nd)	Same	8-14 (2nd)
Dwight Perry, Wofford (interim)	5-3 (1st)	Same	2-2 (1st)

SoCON PLAYERS OF THE WEEK

Nov. 14.....	Jake Stephens, Gr., C, Chattanooga
Nov. 21.....	Mike Bothwell, 5th, G, Furman
Nov. 28.....	Jake Stephens, Gr., C, Chattanooga
Dec. 5.....	Jake Stephens, Gr., C, Chattanooga
Dec. 12.....	Jake Stephens, Gr., C, Chattanooga
Dec. 19.....	Jake Stephens, Gr., C, Chattanooga
Dec. 26.....	Jackson Paveletzke, Fr., G, Wofford
Jan. 2.....	Logan Dye, Sr., F, Samford
Jan. 9.....	Jake Stephens, Gr., C, Chattanooga
Jan. 16.....	
Jan. 23.....	
Jan. 30.....	
Feb. 6.....	
Feb. 13.....	
Feb. 20.....	
Feb. 27.....	

SoCON PLAYERS OF THE MONTH

November.....	Jake Stephens, Gr., C, Chattanooga
December.....	Jake Stephens, Gr., C, Chattanooga
January.....	
February.....	

DID YOU KNOW?

• SoCon squads picked up two wins over Power 5 conference opponents this season, with Furman downing South Carolina 79-60 on Nov. 20 and Wofford downing Texas A&M 67-62 on Dec. 20. SoCon schools earned six wins over Power 5 conference opponents in 2021-22.

• Prior to the COVID-affected 2020-21 season, the SoCon had produced four 20-game winners in each of the previous four seasons. Only UNCG (21-9) reached the benchmark in 2020-21, while three teams (Furman, Samford and Chattanooga) reached 20 wins last season.

• First conducted in 1921, the SoCon men's basketball tournament is the nation's oldest college conference tournament. The 2023 tournament will be the 103rd edition.

• Furman's Frank Selvy scored an NCAA-record 100 points on Feb. 13, 1954. His record still stands.

• Western Carolina's Ronnie Carr hit the first 3-point basket in NCAA history on Nov. 29, 1980.

• Wofford's Fletcher Magee finished his career in 2019 as the NCAA Division I record-holder with 509 made 3-pointers.

• While it currently has 10 member schools, the Southern Conference has had 44 full-time members in its illustrious history, including the schools that exited to found the Southeastern Conference (1932) at the Atlantic Coast Conference (1953). In all, 21 schools that are now members of "Power 5" conferences were once members of the SoCon.

SPECIALTY STATS LEADERS

30-point games	Ovr.	SoCon
Jake Stephens, UTC	3	1
Mike Bothwell, FUR	2	0

20-point games	Ovr.	SoCon
Jake Stephens, UTC	9	2
Mike Bothwell, FUR	7	1
Jalyn McCreary, MER	6	1
Stephen Clark, CIT	5	1
Sean Conway, VMI	5	0
Austin Ash, CIT	4	0
Jamal Johnson, UTC	4	2
Asher Woods, VMI	4	0
Jackson Paveletzke, WOF	4	0
Marcus Foster, FUR	3	2
Logan Dye, SAM	3	2
Tony Felder, VMI	3	0
B.J. Mack, WOF	3	1
Jalen Haynes, ETSU	2	0
Justice Smith, ETSU	2	1
Garrett Hein, FUR	2	1
JP Pegues, FUR	2	0
Jalen Slawson, FUR	2	0
Keondre Kennedy, UNCG	2	0
Tyzhaun Claude, WCU	2	0
Tre Jackson, WCU	2	0
Russell Jones Jr., WCU	2	2
Madison Durr, CIT	1	0
Elijah Morgan, CIT	1	0
Jordan King, ETSU	1	0
Josh Taylor, ETSU	1	0
DeAnthony Tipler, ETSU	1	0
Luis Hurtado Jr., MER	1	0
Kamar Robertson, MER	1	0
Shawn Walker Jr., MER	1	0
Michael Zanoni, MER	1	0
Mikey Brown-Jones, UNCG	1	0
Achor Achor, SAM	1	0
Ques Glover, SAM	1	0
Jermaine Marshall, SAM	1	1
Sam Alexis, UTC	1	0
Rickey Bradley, VMI	1	0
Devin Butler, VMI	1	0
Vonterius Woolbright, WCU	1	0

20-rebound games	Ovr.	SoCon
Jake Stephens, UTC	1	0

10-rebound games	Ovr.	SoCon
Jake Stephens, UTC	10	3
Tyzhaun Claude, WCU	5	0
Jalen Slawson, FUR	4	0
David Craig, MER	4	0
Keondre Kennedy, UNCG	4	2
Stephen Clark, CIT	3	1
Jaden Seymour, ETSU	3	1
Sean Conway, VMI	3	1
Josh Taylor, ETSU	2	0
Garrett Hein, FUR	2	0
Luis Hurtado Jr., MER	2	0
Mohammed Abdulsalam, UNCG	2	0
Mikey Brown-Jones, UNCG	2	1
Jermaine Marshall, SAM	2	2
Sam Alexis, UTC	2	0
Marcus Kell, WCU	2	0
Vonterius Woolbright, WCU	2	0
Messiah Jones, WOF	2	1
Austin Ash, CIT	1	0
David Maynard, CIT	1	0
Brady Spence, CIT	1	0
Jalen Haynes, ETSU	1	0
Marcus Foster, FUR	1	1
Tyrese Hughey, FUR	1	0
TJ Grant, MER	1	0
Jalyn McCreary, MER	1	1
Base Leyte, UNCG	1	0
Achor Achor, SAM	1	0
Bubba Parham, SAM	1	0
Demetrius Davis, UTC	1	0
Rickey Bradley, VMI	1	0
Marlow Gilmore, WCU	1	0
Kyler Filewich, WOF	1	0
Amarri Tice, WOF	1	0

10-assist games	Ovr.	SoCon
Luis Hurtado Jr., MER	1	0
Jaron Rillie, SAM	1	1
Rickey Bradley, VMI	1	0
DJ Campbell, WCU	1	0
Jackson Paveletzke, WOF	1	0

5-block games	Ovr.	SoCon
Jake Stephens, UTC	3	1

5-steal games	Ovr.	SoCon
Keyshaun Langley, UNCG	1	1
Devin Butler, VMI	1	0
Russell Jones Jr., WCU	1	0
Corey Tripp, WOF	1	0

Double-doubles	Ovr.	SoCon
Jake Stephens, UTC	10	3
Tyzhaun Claude, WCU	5	0
Jalen Slawson, FUR	4	0
Keondre Kennedy, UNCG	4	2
Jaden Seymour, ETSU	3	1
David Craig, MER	3	0
Luis Hurtado Jr., MER*	3	0
Jermaine Marshall, SAM	2	2
Stephen Clark, CIT	2	1
Sam Alexis, UTC	2	0
Sean Conway, VMI	2	0
Marcus Kell, WCU	2	0
Vonterius Woolbright, WCU	2	0
Austin Ash, CIT	1	0
Jalen Haynes, ETSU	1	0
Josh Taylor, ETSU	1	0
Marcus Foster, FUR	1	1
Tyrese Hughey, FUR	1	0
Jalyn McCreary, MER	1	1
Mohammed Abdulsalam, UNCG	1	0
Base Leyte, UNCG	1	0
Achor Achor, SAM	1	0
Bubba Parham, SAM	1	0
Demetrius Davis, UTC	1	0
DJ Campbell, WCU*	1	0
Marlow Gilmore, WCU	1	0
Kyler Filewich, WOF	1	0
Messiah Jones, WOF	1	0
Jackson Paveletzke, WOF*	1	0

30/20 games	Ovr.	SoCon
Jake Stephens, UTC	1	0

30/10 games	Ovr.	SoCon
Jake Stephens, UTC	3	1

20/20 games	Ovr.	SoCon
Jake Stephens, UTC	1	0

20/10 games	Ovr.	SoCon
Jake Stephens, UTC	8	2
Stephen Clark, CIT	1	0
Marcus Foster, FUR	1	1
Jalen Slawson, FUR	1	0
Sam Alexis, UTC	1	0
Sean Conway, VMI	1	0
Tyzhaun Claude, WCU	1	0
Jackson Paveletzke, WOF*	1	0

* 1 via points/assists

3-POINTER STREAKS

• Three Southern Conference players have streaks of at least 10 games with at least one made 3-pointer, led by The Citadel's Austin Ash, whose 18-game stretches back to his final two games in an Iowa uniform. ETSU's Jordan King saw his streak of 34 straight games with a made 3 snapped in an 0-for-4 effort against Furman on Jan. 7.

Consecutive games with a 3-pointer

Player, school, class	'22-23	'21-22	Total
Austin Ash, CIT, Gr.	16	2*	18
Tre Jackson, WCU, Sr.	16	x	16
Jamal Johnson, UTC, Sr.	15	x	15

* Streak began at previous school

• As a team, ETSU has the fourth-longest active streak in the NCAA at 1,109 consecutive games with a made 3-pointer. The last time the Bucs failed to make at least one triple was in an 0-for-8 showing against Davidson on Feb. 16, 1987.

Preseason predictions

Furman is the preseason favorite to win the 2022-23 Southern Conference men's basketball title in polling of the league's 10 men's basketball coaches and media. Jake Stephens, a graduate transfer at Chattanooga after four years at VMI, is the coaches' preseason player of the year selection after finishing second in the league in scoring (19.6 ppg) and rebounding (9.0 rpg) last season. He also led the league in field-goal percentage (.551) and 3-point field-goal percentage (.490).

Preseason Player of the Year

Jake Stephens, Gr., C, Chattanooga

Preseason All-Southern Conference Team

Jordan King, Jr., G, ETSU
 Mike Bothwell, 5th, G, Furman
 Jalen Slawson, 5th, F, Furman
 Logan Dye, Sr., F, Samford
 Ques Glover, Jr., G, Samford
 Jermaine Marshall, Jr., F, Samford
 Bubba Parham, Sr., G, Samford
 Jake Stephens, Gr., C, Chattanooga
 Messiah Jones, Sr., F, Wofford
 B.J. Mack, Sr., F/C, Wofford

Coaches poll		Media poll	
Team (1st)	Total	Team (1st)	Total
1. Furman (6)	78	1. Furman (18)	263
2. Samford (4)	74	2. Chattanooga (3)	231
3. UNCG	63	3. Samford (5)	223
4. Chattanooga	60	4. UNCG (1)	201
5. Wofford	41	5. Wofford	168
6. ETSU	40	6. ETSU	138
7. Mercer	39	7. Mercer (1)	137
8. Western Carolina	29	8. Western Carolina	79
9. The Citadel	17	9. The Citadel	57
10. VMI	9	10. VMI	43

MID-MAJOR TOP 25

Collegiate.com Mid-Major Top 25

School (1st-place)	PS	N14	N21	N28	D5	D12	D19	D26	J2	J9
Gonzaga (31)	1	1	1	1	1	1	1	1	1	1
Charleston	-	-	8	3	2	2	2	2	2	2
Saint Mary's	3	2	2	4	5	3	3	3	3	3
Kent State	7	6	4	5	4	4	4	4	4	4
UC Santa Barbara	16	12	15	13	15	15	11	11	8	5
Oral Roberts	12	15	16	-	-	24	16	14	10	6
Southern Miss	-	-	-	18	18	12	8	10	5	7
Drake	2	4	3	2	3	5	7	5	6	8
Indiana State	-	-	24	24	11	11	12	15	14	9
Louisiana	13	8	7	8	7	6	5	6	11	10
UNCW	-	-	-	-	-	-	20	18	15	11
Iona	9	10	11	15	14	8	9	9	7	12
Sam Houston	-	18	10	6	8	7	6	7	9	13
Utah Valley	-	-	-	-	-	-	-	-	25	14
Yale	-	-	-	23	12	13	10	8	12	15
Toledo	4	5	5	9	13	10	13	13	13	16
Marshall	-	-	-	-	24	14	14	12	16	17
Stephen F. Austin	-	-	-	-	-	-	-	-	-	18
UMass-Lowell	-	-	-	-	-	25	25	21	17	19
Santa Clara	-	-	-	-	22	-	17	16	18	20
Furman	6	3	12	10	9	19	24	20	24	21
BYU	10	11	9	20	-	-	-	-	20	22
Liberty	5	9	14	16	20	20	-	25	22	23
Southern Illinois	14	20	21	22	25	-	-	-	23	24
Princeton	-	-	-	-	-	-	-	-	-	25
James Madison	-	-	-	-	-	22	15	23	19	-
Bradley	-	-	-	-	-	-	-	19	21	-
San Francisco	-	-	19	19	21	21	22	17	-	-
Northwestern State	-	-	-	-	23	18	19	22	-	-
Grand Canyon	11	14	13	14	10	23	23	24	-	-
Towson	8	7	6	7	6	9	18	-	-	-
UC Irvine	-	13	18	11	16	16	21	-	-	-
Bryant	23	23	23	12	17	17	-	-	-	-
Hofstra	24	16	17	17	19	-	-	-	-	-
Norfolk State	20	21	22	21	-	-	-	-	-	-
Seattle	-	-	-	25	-	-	-	-	-	-
Akron	18	19	20	-	-	-	-	-	-	-
New Mexico State	22	25	25	-	-	-	-	-	-	-
South Dakota State	15	17	-	-	-	-	-	-	-	-
Belmont	21	22	-	-	-	-	-	-	-	-
Purdue-Fort Wayne	17	24	-	-	-	-	-	-	-	-
NKU	19	-	-	-	-	-	-	-	-	-
Longwood	25	-	-	-	-	-	-	-	-	-

OTHERS RECEIVING VOTES: Bradley 101, Ball State 63, James Madison 61, Norfolk State 59, Seattle 53, Grand Canyon 51, FGCU 38, American 28, Siena 28, Longwood 25, Cornell 24, UC Irvine 24, UNC Asheville 22, Milwaukee 21, Southern Utah 21, Hawaii 18, San Francisco 17, Queens 16, Colgate 13, Eastern Washington 10, Stetson 10, Towson 8, Akron 6, **Samford 6**, Kennesaw State 5, Loyola Marymount 5, Troy 5, Youngstown State 5, SIUE 4, Quinnipiac 3, St. Thomas-Minnesota 2, Belmont 1.

OTHER NATIONAL RANKINGS

SoCon in the NET Rankings (Jan. 10)

125	Furman
141	Chattanooga
143	UNCG
164	Samford
206	Wofford
221	Western Carolina
243	Mercer
299	ETSU
301	The Citadel
330	VMI

SoCon in the RPI (via WarrenNolan.com, Jan. 10)

151	UNCG
157	Furman
165	Chattanooga
228	Samford
233	Wofford
245	Western Carolina
267	The Citadel
284	Mercer
335	ETSU
338	VMI

THE SOCON ON TELEVISION

The SoCon will have five regular-season games on ESPNU and five on CBS Sports Network this season. The league will also continue to have its weekly Ingles SoCon Game of the Week on select Nexstar affiliates during league play.

Additionally, the quarterfinals of the Ingles SoCon Basketball Championship will air on select Nexstar affiliates, the semifinals will air on either ESPN2 or ESPN and the final will air on ESPN.

SoCon Among NCAA DI Statistics Leaders (TOP 25)

TEAM

Assist/turnover ratio

15. Furman, 1.51

Assists per game

4. Furman, 19.4
24. Chattanooga, 16.8

Effective FG pct.

4. Furman, .580
16. Chattanooga, .563

Field-goal percentage

12. Furman, 49.7

Fouls per game

6. Wofford, 13.1
21. Chattanooga, 14.1

Free-throw attempts per game

18. Samford, 23.8

Free-throw percentage

24. VMI, 76.1
25. Chattanooga, 76.0

Free-throws made per game

14. Samford, 17.6

Scoring offense

19. Furman, 81.9

3-point attempts per game

1. Chattanooga, 31.5
11. Furman, 28.4
15. VMI, 27.8
16. Western Carolina, 27.7

3-point percentage

12. VMI, 39.2
19. Chattanooga, 38.6

3-pointers per game

1. Chattanooga, 12.2
5. VMI, 10.9
12. Furman, 10.0
12. Western Carolina, 10.0

INDIVIDUAL

Assist/turnover ratio

1. Dalvin White, UTC, 4.09

Blocks

10. Jake Stephens, UTC, 41

Blocks per game

14. Jake Stephens, UTC, 2.41

Double-doubles

3. Jake Stephens, UTC, 10

Field goals

12. Jake Stephens, UTC, 124
13. Jaylin McCreary, MER, 123
20. Mike Bothwell, FUR, 119

Free-throw attempts

17. Tyzhaun Claude, WCU, 105

Minutes per game

7. Austin Ash, CIT, 37:02

Points

4. Jake Stephens, UTC, 363
13. Mike Bothwell, FUR, 332

Points per game

10. Jake Stephens, UTC, 21.4

Rebounds

4. Jake Stephens, UTC, 179

Rebounds (defensive) per game

3. Jake Stephens, UTC, 8.24

Rebounds (defensive) per game

9. Jake Stephens, UTC, 10.5

3-point attempts

5. Austin Ash, CIT, 156
15. Tre Jackson, WCU, 131

3-point percentage

17. Tre Jackson, WCU, 45.0
19. Sean Conway, VMI, 45.0

3-pointers per game

5. Tre Jackson, WCU, 3.69
9. Austin Ash, CIT, 3.50

Total 3-pointers made

5. Tre Jackson, WCU, 59
7. Austin Ash, CIT, 56

SoCon vs. OTHER CONFERENCES

HOME TEAMS UNDERLINED ALL TIMES EASTERN

America East Conference (1-0)

11/22 UNCG 76, UMBC 72

American Athletic Conference (0-2)

11/8 East Carolina 77, Mercer 75
12/4 UCF 80, Samford 77 (OT)

ASUN Conference (0-6)

11/23 Lipscomb 72, Chattanooga 66
12/2 Kennesaw State 66, Mercer 63
12/3 Jacksonville State 63, ETSU 61
12/10 FGCU 67, Mercer 62
12/14 Queens 78, ETSU 75
12/22 Eastern Kentucky 68, UNCG 64

Atlantic 10 Conference (0-4)

11/7 Richmond 69, VMI 48
11/13 Davidson 75, VMI 71
12/7 Davidson 72, Western Carolina 64
12/22 Fordham 80, VMI 77 (OT)

Atlantic Coast Conference (0-5)

11/7 Clemson 80, The Citadel 69
11/11 Miami (Fla.) 79, UNCG 65
11/21 Florida State 81, Mercer 72
12/13 NC State 92, Furman 73
12/13 North Carolina 100, The Citadel 67

Big East Conference (0-2)

11/19 Butler 89, The Citadel 42
11/30 DePaul 103, Samford 98 (OT)

Big Sky Conference (1-0)

11/25 UNCG 77, Montana State 66
(Northern Classic; Laval, Quebec, Canada)

Big South Conference (8-9)

11/10 The Citadel 70, Presbyterian 58
11/12 High Point 91, Wofford 80
11/18 Longwood 90, VMI 58
11/18 Wofford 60, Gardner-Webb 58
11/19 Mercer 77, Winthrop 68
11/26 UNC Asheville 73, Western Carolina 61
11/29 Presbyterian 72, VMI 57
11/30 The Citadel 76, Charleston Southern 73
11/30 Gardner-Webb 71, Western Carolina 55
12/1 Wofford 76, Presbyterian 63
12/3 Chattanooga 82, Gardner-Webb 71
12/3 USC Upstate 79, Western Carolina 64
12/6 High Point 85, Furman 82
12/10 VMI 77, Radford 74
12/10 Furman 82, Winthrop 67
12/17 Longwood 75, The Citadel 70
12/17 UNC Asheville 74, ETSU 73

Big Ten Conference (0-2)

11/10 Maryland 71, Western Carolina 51
11/17 Penn State 73, Furman 68
(Shriners Children's Charleston Classic; Charleston, S.C.)

Colonial Athletic Association (3-6)

11/7 College of Charleston 85, Chattanooga 78
11/11 ETSU 77, Elon 64
(Asheville Championship at Asheville, N.C.)
11/17 Towson 56, UNCG 53
11/20 Wofford 78, North Carolina A&T 64
11/26 Hofstra 65, UNCG 53
(Northern Classic; Laval, Quebec, Canada)
11/27 Towson 70, Mercer 60
(Hostilo Hoops Community Classic; Savannah, Ga.)
11/30 North Carolina A&T 73, UNCG 56
12/3 College of Charleston 79, The Citadel 57
12/3 UNCG 65, Elon 61

Conference USA (1-1)

11/25 Louisiana Tech 79, Samford 76
12/15 Chattanooga 82, Middle Tennessee 73

Division I Independent (0-0)

1/30 Chicago State at The Citadel, 7 p.m.

Horizon League (3-0)

11/25 The Citadel 74, IUPUI 53
(Big Easy Classic; New Orleans, La.)
11/25 Mercer 72, Robert Morris 66
(Hostilo Hoops Community Classic; Savannah, Ga.)
12/6 Chattanooga 88, Milwaukee 76

Metro Atlantic Athletic Conference (1-0)

11/26 Mercer 60, Fairfield 58
(Hostilo Hoops Community Classic; Savannah, Ga.)

Mid-Eastern Athletic Conference (1-2)

12/3 Furman 88, South Carolina State 76
12/17 South Carolina State 62, Samford 61
12/20 North Carolina Central 81, The Citadel 74

Missouri Valley Conference (3-2)

11/11 Furman 89, Belmont 74
11/14 Drake 80, Wofford 72
11/23 Samford 79, Valparaiso 49
11/26 Chattanooga 69, Murray State 66
12/18 Belmont 83, Chattanooga 79 (OT)
12/21 Samford at Belmont, 7:30 p.m.

Non-Division I (25-1)

11/7 UNCG 93, Johnson & Wales 60
(Fleming Gymnasium)
11/7 ETSU 88, Emory & Henry 66
11/7 Furman 91, North Greenville 55
11/7 Wofford 120, Bob Jones 48
11/7 Samford 109, Anderson 85
11/10 Chattanooga 93, Oakland City 49
11/10 VMI 100, Penn State New Kensington 58
11/10 Samford 80, Spring Hill 61
11/11 Mercer 118, Milligan 64
11/12 Samford 90, Belhaven 38
11/13 Western Carolina 112, Brescia 45
11/15 The Citadel 109, Morris College 66
11/19 Chattanooga 108, Covenant 55
11/23 Wofford 70, North Greenville 59
11/25 Furman 102, Tusculum 74
11/26 VMI 108, Regent 58
11/27 Tennessee Southern 84, Samford 82
11/30 ETSU 84, Mars Hill 56
12/6 Mercer 100, Middle Georgia State 62
12/7 VMI 106, Carlow 67
12/10 Chattanooga 97, Johnson University 47
12/10 Western Carolina 99, Brevard 55
12/17 Wofford 107, Montreat 65
12/18 UNCG 120, Warren Wilson 48
(Fleming Gymnasium)
12/19 Furman 106, Anderson 79
12/20 Western Carolina 117, Toccoa Falls 50

Northeast Conference (0-1)

11/20 Farleigh Dickinson 93, VMI 89
(JK54 Classic; Farmville, Va.)

Ohio Valley Conference (5-3)

11/17 ETSU 84, Little Rock 76
11/19 SIUE 93, VMI 67
(JK54 Classic at Farmville, Va.)
11/20 Western Carolina 90, Lindenwood 88 (OT)
(McNeese State MTE; Lake Charles, La.)
11/20 Tennessee Tech 69, ETSU 62
11/30 Chattanooga 81, Tennessee Tech 74
12/11 Morehead State 61, ETSU 57
12/17 Mercer 79, Morehead State 52
12/17 Western Carolina 75, Tennessee Tech 65

Patriot League (1-1)

12/3 VMI 80, Navy 72
12/13 American 69, VMI 61

Southeastern Conference (2-8)

11/7 Georgia 68, Western Carolina 55
11/15 Ole Miss 70, Chattanooga 58
11/20 Furman 79, South Carolina 60
(Shriners Children's Charleston Classic at Charleston, S.C.)
11/27 Georgia 62, ETSU 47
11/27 LSU 78, Wofford 75
12/3 Vanderbilt 65, Wofford 62
12/6 #9 Arkansas 65, UNCG 58
12/20 Wofford 67, Texas A&M 62

America East Conference.....	1-0
American Athletic Conference.....	0-2
ASUN Conference.....	0-6
Atlantic 10 Conference.....	0-4
Atlantic Coast Conference.....	0-5
Big East Conference.....	0-2
Big Sky Conference.....	1-0
Big South Conference.....	8-9
Big Ten Conference.....	0-2
Colonial Athletic Association.....	3-6
Conference USA.....	1-1
Division I Independents.....	0-0
Horizon League.....	3-0
Metro Atlantic Athletic Conference.....	1-0
Mid-Eastern Athletic Conference.....	1-2
Missouri Valley Conference.....	3-2
Non-Division I opponents.....	25-1
Northeast Conference.....	0-1
Ohio Valley Conference.....	5-3
Patriot League.....	1-1
Southeastern Conference.....	2-8
Southland Conference.....	3-0
Southwestern Athletic Conference.....	2-0
Summit League.....	0-1
Sun Belt Conference.....	4-6
Western Athletic Conference.....	1-1

Total.....	65-63
Home.....	44-15
Away.....	12-39
Neutral.....	9-9
vs. Top 25.....	0-1

12/21 Georgia 72, Chattanooga 65
12/21 LSU 72, ETSU 68

Southland Conference (3-0)

11/18 Western Carolina 88, McNeese 69
11/19 Western Carolina 98, Lamar 91 (OT)
(McNeese State MTE at Lake Charles, La.)
11/23 The Citadel 72, New Orleans 65

Southwestern Athletic Conference (2-0)

11/17 Samford 84, Alabama A&M 64
11/20 Samford 78, Texas Southern 63

Summit League (0-1)

11/24 Denver 74, The Citadel 71
(Big Easy Classic; New Orleans, La.)


Sun Belt Conference (4-6)

11/13 Louisiana 81, ETSU 77
(Asheville Championship; Asheville, N.C.)
11/15 Georgia State 85, Mercer 83 (OT)
11/18 Old Dominion 82, Furman 77
(Shriners Children's Charleston Classic; Charleston, S.C.)
11/23 App State 74, ETSU 70
11/29 Furman 65, App State 61
12/6 Wofford 71, Coastal Carolina 61
12/10 Georgia Southern 79, Wofford 57
12/10 Louisiana 75, Samford 58
12/13 UNCG 75, Marshall 67
12/21 Mercer 82, Troy 79

Western Athletic Conference (1-1)

11/27 Stephen F. Austin 75, UNCG 58
(Northern Classic; Laval, Quebec, Canada)
12/17 Furman 72, Stephen F. Austin 70
(Greenville Winter Invitational/Bon Secours Wellness Arena)

All times Eastern
Schedule subject to change




The Citadel

(6-10, 1-3 SoCon)

N7	at Clemson (ACC Network Extra)	L, 69-80
N10	PRESBYTERIAN (ESPN+)	W, 70-58
N15	MORRIS COLLEGE (ESPN+)	W, 109-66
N19	at Butler (FS2)	L, 42-89
N23	at New Orleans^ (ESPN+)	W, 72-65
N24	vs. Denver^ (ESPN+)	L, 71-74
N25	vs. IUPUI^ (ESPN+)	W, 74-53
N30	at Charleston Southern (ESPN+)	W, 76-73
D3	COLLEGE OF CHARLESTON (ESPN+)	L, 57-79
D13	at North Carolina (ESPN2)	L, 67-100
D17	LONGWOOD (ESPN+)	L, 70-75
D20	at North Carolina Central (NCCU Sports Network)	L, 74-81
D29	*CHATTANOOGA (ESPN+)	W, 76-68
D31	*SAMFORD (ESPN+)	L, 63-75
J4	*at Furman (ESPN+)	L, 72-97
J7	*at Wofford (ESPN+)	L, 57-77
J11	*ETSU (ESPN+)	7 p.m.
J14	*WESTERN CAROLINA (ESPN+)	1 p.m.
J19	*at UNCG (ESPN+)	7 p.m.
J21	*at VMI (ESPN+)	1 p.m.
J25	*at Western Carolina (ESPN+)	7 p.m.
J28	*MERCER (ESPN+)	1 p.m.
J30	CHICAGO STATE (ESPN+)	7 p.m.
F2	*VMI (ESPN+)	7 p.m.
F4	*UNCG (ESPN+)	1 p.m.
F8	*at Chattanooga (ESPN+)	7 p.m.
F11	*at Samford (ESPN+)	3 p.m.
F15	*FURMAN (ESPN+)	7 p.m.
F18	*WOFFORD (ESPN+)	1 p.m.
F22	*at ETSU (ESPN+)	7 p.m.
F25	*at Mercer (ESPN+)	TBA
M3-6	at Ingles SoCon Championship (Asheville, N.C.)	

^ - Big Easy Classic (New Orleans, La.)




ETSU

(6-11, 2-2 SoCon)

N7	EMORY & HENRY (ESPN+)	W, 88-66
N11	vs. Elon^ (ESPN+)	W, 77-64
N13	vs. Louisiana^ (ESPN)	L, 77-81
N17	LITTLE ROCK (ESPN+)	W, 84-76
N20	at Tennessee Tech (ESPN+)	L, 62-69
N23	APP STATE (ESPN+)	L, 70-74
N27	at Georgia (SEC Network)	L, 47-62
N30	MARS HILL (ESPN+)	W, 84-56
D3	JACKSONVILLE STATE (ESPN+)	L, 61-63
D11	at Morehead State (ESPN+)	L, 57-61
D14	QUEENS (ESPN+)	L, 75-78
D17	UNC ASHEVILLE (WCYB/ESPN+)	L, 73-74
D21	at LSU (SEC Network Plus)	L, 68-72
D29	*at Wofford (ESPN+)	W, 73-71
D31	*at VMI (ESPN+)	W, 64-50
J4	*WESTERN CAROLINA (ESPN+)	L, 60-71
J7	*FURMAN (WCYB/ESPN+)	L, 56-70
J11	*at The Citadel (ESPN+)	7 p.m.
J14	*MERCER (ESPN+)	4 p.m.
J18	*SAMFORD (ESPN+)	7 p.m.
J21	*at Chattanooga (ESPN+)	3 p.m.
J25	*at Mercer (ESPN+)	7 p.m.
J28	*CHATTANOOGA (ESPN+)	4 p.m.
F1	*WOFFORD (ESPN+)	7 p.m.
F4	*at Samford (ESPN+)	3 p.m.
F7	*at UNCG (ESPN)	7 p.m.
F10	*VMI (ESPN+)	7 p.m.
F15	*at Western Carolina (ESPN+)	7 p.m.
F19	*at Furman (ESPN)	6 p.m.
F22	*THE CITADEL (ESPN+)	7 p.m.
F25	*UNCG (WCYB/ESPN+)	4 p.m.
M3-6	at Ingles SoCon Championship (Asheville, N.C.)	

^ - Asheville Championship (Asheville, N.C.)




Furman

(12-5, 3-1 SoCon)

N7	NORTH GREENVILLE (ESPN+)	W, 91-55
N11	BELMONT (ESPN+)	W, 89-74
N17	vs. Penn State^ (ESPN)	L, 68-73
N18	vs. Old Dominion^ (ESPN)	L, 77-82
N20	vs. South Carolina^ (ESPNEWS)	W, 79-60
N25	TUSCULUM (ESPN+)	W, 102-74
N29	at App State	W, 65-61
D3	SOUTH CAROLINA STATE (ESPN+)	W, 88-76
D6	HIGH POINT (ESPN+)	L, 82-85
D10	WINTHROP (ESPN+)	W, 82-67
D13	at NC State (ACC Network)	L, 73-92
D17	vs. Stephen F. Austin# (YouTube)	W, 72-70
D19	ANDERSON (ESPN+)	W, 106-79
D29	*VMI (ESPN+)	W, 85-62
D31	*at Western Carolina (ESPN+)	L, 67-79
J4	*THE CITADEL (ESPN+)	W, 97-72
J7	*at ETSU (WCYB/ESPN+)	W, 70-56
J11	*at Mercer (ESPN+)	7 p.m.
J14	*UNCG (ESPN+)	4 p.m.
J18	*at Chattanooga (ESPN+)	7 p.m.
J22	*at Wofford (ESPN)	4 p.m.
J25	*SAMFORD (ESPN+)	7 p.m.
J29	*at UNCG (ESPN+)	3 p.m.
F1	*CHATTANOOGA (ESPN+)	7 p.m.
F4	*WOFFORD & (CBS Sports Network)	6 p.m.
F8	*at VMI (ESPN+)	7 p.m.
F11	*WESTERN CAROLINA (ESPN+)	2 p.m.
F15	*at The Citadel (ESPN+)	7 p.m.
F19	*ETSU (ESPN)	6 p.m.
F22	*MERCER (ESPN+)	7 p.m.
F25	*at Samford (ESPN+)	3 p.m.
M3-6	at Ingles SoCon Championship (Asheville, N.C.)	

^ - Shriners Children's Charleston Classic (Charleston, S.C.)
- Greenville Winter Invitational (Bon Secours Wellness Arena)
& - Bon Secours Wellness Arena




Mercer

(7-10, 0-4 SoCon)

N8	at East Carolina (ESPN+)	L, 75-77
N11	MILLIGAN (ESPN+)	W, 118-64
N15	at Georgia State (ESPN+)	L, 83-85 (OT)
N19	WINTHROP (ESPN+)	W, 77-68
N21	at Florida State (ACC Network)	L, 72-81
N25	vs. Robert Morris^ (Event Live+)	W, 72-66
N26	vs. Fairfield^ (Event Live+)	W, 60-58
N27	vs. Towson^ (Event Live+)	L, 60-70
D2	KENNESAW STATE (ESPN+)	L, 63-66
D6	MIDDLE GEORGIA STATE (ESPN+)	W, 100-62
D10	at FGCU (ESPN+)	L, 62-67
D17	MOREHEAD STATE (ESPN+)	W, 79-52
D21	at Troy	W, 82-79
D28	*at Samford (ESPN)	L, 69-78
D31	*CHATTANOOGA (ESPN+)	L, 51-80
J4	*WOFFORD (ESPN+)	L, 52-53
J7	*at Western Carolina (ESPN+)	L, 45-73
J11	*FURMAN (ESPN+)	7 p.m.
J14	*at ETSU (ESPN+)	4 p.m.
J19	*at VMI (ESPN+)	7 p.m.
J21	*at UNCG (ESPN+)	4 p.m.
J25	*ETSU (ESPN+)	7 p.m.
J28	*at The Citadel (ESPN+)	1 p.m.
F2	*UNCG (ESPN+)	7 p.m.
F4	*VMI (ESPN+)	2 p.m.
F8	*SAMFORD (ESPN+)	7 p.m.
F11	*at Chattanooga (CBS Sports Network)	3:30 p.m.
F15	*at Wofford (ESPN+)	7 p.m.
F18	*WESTERN CAROLINA (ESPN+)	2 p.m.
F22	*at Furman (ESPN+)	7 p.m.
F25	*THE CITADEL (ESPN+)	TBA
M3-6	at Ingles SoCon Championship (Asheville, N.C.)	

^ - Hostilo Hoops Community Classic (Savannah, Ga.)




UNCG

(9-8, 3-1 SoCon)

N7	JOHNSON & WALES^ (ESPN+)	W, 93-60
N11	at Miami (Fla.) (ACC Network Extra)	L, 65-79
N17	TOWSON (ESPN+)	L, 53-56
N22	UMBC (ESPN+)	W, 76-72
N25	vs. Montana State# (Event Live+)	W, 77-66
N26	vs. Hofstra# (Event Live+)	L, 53-65
N27	vs. Stephen F. Austin# (Event Live+)	L, 58-75
N30	at North Carolina A&T (FloHoops)	L, 56-73
D3	at Elon (FloHoops)	W, 65-61
D6	at #9 Arkansas (SEC Network)	L, 58-65
D13	MARSHALL (ESPN+)	W, 75-67
D18	WARREN WILSON^ (ESPN+)	W, 120-48
D22	at Eastern Kentucky (ESPN+)	L, 64-68
D29	*at Western Carolina (ESPN+)	W, 72-47
D31	*at Wofford (ESPN+)	W, 73-64
J4	*CHATTANOOGA (ESPN+)	W, 73-61
J7	*SAMFORD (ESPN+)	L, 68-70
J11	*at VMI (ESPN+)	7 p.m.
J14	*at Furman (ESPN+)	4 p.m.
J19	*THE CITADEL (ESPN+)	7 p.m.
J21	*MERCER (ESPN+)	4 p.m.
J25	*VMI (ESPN+)	7 p.m.
J29	*FURMAN (ESPN+)	3 p.m.
F2	*at Mercer (ESPN+)	7 p.m.
F4	*at The Citadel (ESPN+)	1 p.m.
F7	*ETSU (ESPN)	7 p.m.
F12	*WOFFORD (ESPN+)	3 p.m.
F15	*at Samford (ESPN+)	7:30 p.m.
F18	*at Chattanooga (CBS Sports Network)	12 p.m.
F22	*WESTERN CAROLINA (ESPN+)	7 p.m.
F25	*at ETSU (WCYB/ESPN+)	4 p.m.
M3-6	at Ingles SoCon Championship (Asheville, N.C.)	

^ - Fleming Gymnasium
- Northern Classic (Laval, Quebec, Canada)




Samford

(10-7, 4-0 SoCon)


N7	ANDERSON (ESPN+)	W, 109-85
N10	SPRING HILL (ESPN+)	W, 80-61
N12	BELHAVEN (ESPN+)	W, 90-38
N17	at Alabama A&M^ (YouTube)	W, 84-64
N20	TEXAS SOUTHERN (ESPN+)	W, 78-63
N23	VALPARAISO (ESPN+)	W, 79-49
N25	LOUISIANA TECH^ (ESPN+)	L, 76-79
N27	TENNESSEE SOUTHERN^ (ESPN+)	L, 82-84
N30	at DePaul (FS2)	L, 98-103 (OT)
D4	at UCF (ESPN+)	L, 77-80 (OT)
D10	at Louisiana (ESPN+)	L, 58-75
D17	at South Carolina State	L, 61-62
D21	at Belmont	L, 56-79
D28	*MERCER (ESPN)	W, 78-69
D31	*at The Citadel (ESPN+)	W, 75-63
J4	*VMI (ESPN+)	W, 87-78
J7	*at UNCG (ESPN+)	W, 70-68
J11	*WOFFORD (ESPN+)	7 p.m. CT
J14	*CHATTANOOGA (ESPN)	5 p.m. CT
J18	*at ETSU (ESPN+)	6 p.m. CT
J21	*WESTERN CAROLINA (ESPN+)	5 p.m. CT
J25	*at Furman (ESPN+)	6 p.m. CT
J28	*at Wofford (CBS Sports Network)	1 p.m. CT
F1	*at Western Carolina (ESPN+)	6 p.m. CT
F4	*ETSU (ESPN+)	2 p.m. CT
F8	*at Mercer (ESPN+)	6 p.m. CT
F11	*THE CITADEL (ESPN+)	2 p.m. CT
F15	*UNCG (ESPN+)	6:30 p.m. CT
F18	*at VMI (ESPN+)	12 p.m. CT
F22	*at Chattanooga (ESPN+)	6 p.m. CT
F25	*FURMAN (ESPN+)	2 p.m. CT
M3-6	at Ingles SoCon Championship (Asheville, N.C.)	

^ - Tennessee Southern MTE



Chattanooga
(10-7, 2-2 SoCon)


N7	at College of Charleston (FloHoops)	L, 78-85
N10	OAKLAND CITY (ESPN+)	W, 93-49
N15	at Ole Miss (SEC Network+)	L, 58-70
N19	COVENANT (ESPN+)	W, 108-55
N23	LIPSCOMB (ESPN+)	L, 66-72
N26	MURRAY STATE (ESPN+)	W, 69-66
N30	at Tennessee Tech (ESPN+)	W, 81-74
D3	at Gardner-Webb (ESPN+)	W, 82-71
D6	MILWAUKEE (ESPN+)	W, 88-76
D10	JOHNSON UNIVERSITY (ESPN+)	W, 97-47
D15	at Middle Tennessee (ESPN+)	W, 82-73
D18	BELMONT (ESPN+)	L, 79-83 (OT)
D21	at Georgia (ESPN+/SEC Network Plus)	L, 65-72
D29	*at The Citadel (ESPN+)	L, 68-76
D31	*at Mercer (ESPN+)	W, 80-51
J4	*at UNCG (ESPN+)	L, 61-73
J7	* VMI (ESPN+)	W, 85-78
J11	* WESTERN CAROLINA (ESPN+)	7 p.m.
J14	*at Samford (ESPN+)	6 p.m.
J18	* FURMAN (ESPN+)	7 p.m.
J21	* ETSU (ESPN+)	3 p.m.
J25	* WOFFORD (ESPN+)	7 p.m.
J28	*at ETSU (ESPN+)	4 p.m.
F1	*at Furman (ESPN+)	7 p.m.
F4	*at Western Carolina (ESPN+)	2 p.m.
F8	* THE CITADEL (ESPN+)	7 p.m.
F11	* MERCER (CBS Sports Network)	3:30 p.m.
F15	*at VMI (ESPN+)	7 p.m.
F18	* UNCG (CBS Sports Network)	12 p.m.
F22	* SAMFORD (ESPN+)	7 p.m.
F25	*at Wofford (ESPN+)	TBA
M3-6	at Ingles SoCon Championship (Asheville, N.C.)	



VMI
(5-12, 0-4 SoCon)

N7	at Richmond (MASN2/ESPN+)	L, 48-69
N10	PENN STATE NEW KENSINGTON (ESPN+)	W, 100-58
N13	at Davidson (ESPN+)	L, 71-75
N18	at Longwood^ (ESPN+)	L, 58-90
N19	vs. SIUE^ (ESPN+)	L, 67-93
N20	vs. Farleigh Dickinson^ (ESPN+)	L, 89-93
N26	REGENT (ESPN+)	W, 108-58
N29	at Presbyterian (ESPN+)	L, 57-72
D3	NAVY (ESPN+)	W, 80-72
D7	CARLOW (ESPN+)	W, 106-67
D10	RADFORD (ESPN+)	W, 77-74
D13	at American (ESPN+)	L, 61-69
D22	at Fordham (ESPN+)	L, 77-80 (OT)
D29	*at Furman (ESPN+)	L, 62-85
D31	* ETSU (ESPN+)	L, 50-64
J4	*at Samford (ESPN+)	L, 78-87
J7	*at Chattanooga (ESPN+)	L, 78-85
J11	* UNCG (ESPN+)	7 p.m.
J14	*at Wofford (ESPN+)	1 p.m.
J19	* MERCER (ESPN+)	7 p.m.
J21	* THE CITADEL (ESPN+)	1 p.m.
J25	*at UNCG (ESPN+)	7 p.m.
J28	* WESTERN CAROLINA (ESPN+)	1 p.m.
F2	*at The Citadel (ESPN+)	7 p.m.
F4	*at Mercer (ESPN+)	2 p.m.
F8	* FURMAN (ESPN+)	7 p.m.
F10	*at ETSU (ESPN+)	7 p.m.
F15	* CHATTANOOGA (ESPN+)	7 p.m.
F18	* SAMFORD (ESPN+)	1 p.m.
F22	* WOFFORD (ESPN+)	7 p.m.
F25	*at Western Carolina (ESPN+)	4 p.m.
M3-6	at Ingles SoCon Championship (Asheville, N.C.)	


^ - JK54 Classic (Farmville, Va.)



Western Carolina
(10-7, 3-1 SoCon)

N7	at Georgia (SEC Network Plus)	L, 55-68
N10	at Maryland (Big Ten Network Plus)	L, 51-71
N13	BRESCIA (ESPN+)	W, 112-45
N18	at McNeese^ (ESPN+)	W, 88-69
N19	vs. Lamar^	W, 98-91 (OT)
N20	vs. Lindenwood^	W, 90-88 (OT)
N26	at UNC Asheville (ESPN+)	L, 61-73
N30	GARDNER-WEBB (ESPN+)	L, 55-71
D3	USC UPSTATE (ESPN+)	L, 64-79
D7	at Davidson (ESPN+)	L, 64-72
D10	BREVARD (ESPN+)	W, 99-55
D17	at Tennessee Tech (ESPN+)	W, 75-65
D20	TOCCOA FALLS (ESPN+)	W, 117-50
D29	* UNCG (ESPN+)	L, 47-72
D31	* FURMAN (ESPN+)	W, 79-67
J4	*at ETSU (ESPN+)	W, 71-60
J7	* MERCER (ESPN+)	W, 73-45
J11	*at Chattanooga (ESPN+)	7 p.m.
J14	*at The Citadel (ESPN+)	1 p.m.
J18	* WOFFORD (ESPN+)	7 p.m.
J21	*at Samford (ESPN+)	6 p.m.
J25	* THE CITADEL (ESPN+)	7 p.m.
J28	*at VMI (ESPN+)	1 p.m.
F1	* SAMFORD (ESPN+)	7 p.m.
F4	* CHATTANOOGA (ESPN+)	2 p.m.
F8	*at Wofford (ESPN+)	7 p.m.
F11	*at Furman (ESPN+)	2 p.m.
F15	* ETSU (ESPN+)	7 p.m.
F18	*at Mercer (ESPN+)	2 p.m.
F22	*at UNCG (ESPN+)	7 p.m.
F25	* VMI (ESPN+)	4 p.m.
M3-6	at Ingles SoCon Championship (Asheville, N.C.)	

^ - McNeese MTE (Lake Charles, La.)



Wofford
(10-7, 2-2 SoCon)

N7	BOB JONES (ESPN+)	W, 120-48
N12	at High Point (ESPN+)	L, 80-91
N14	at Drake (Mediacom MC22/ESPN+)	L, 72-80
N18	GARDNER-WEBB^ (ESPN+)	W, 60-58
N20	NORTH CAROLINA A&T^ (ESPN+)	W, 78-64
N23	NORTH GREENVILLE (ESPN+)	W, 70-59
N27	at LSU (ESPN+/SEC Network Plus)	L, 75-78
D1	PRESBYTERIAN (ESPN+)	W, 76-63
D3	at Vanderbilt (SEC Network Plus)	L, 62-65
D6	COASTAL CAROLINA (ESPN+)	W, 71-61
D10	at Georgia Southern (ESPN+)	L, 57-79
D17	MONTREAT (ESPN+)	W, 107-65
D20	at Texas A&M (SEC Network Plus)	W, 67-62
D29	* ETSU (ESPN+)	L, 71-73
D31	* UNCG (ESPN+)	L, 64-73
J4	*at Mercer (ESPN+)	W, 53-52
J7	* THE CITADEL (ESPN+)	W, 77-57
J11	*at Samford (ESPN+)	8 p.m.
J14	* VMI (ESPN+)	7 p.m.
J18	*at Western Carolina (ESPN+)	7 p.m.
J22	* FURMAN (ESPN+)	4 p.m.
J25	*at Chattanooga (ESPN+)	7 p.m.
J28	* SAMFORD (CBS Sports Network)	2 p.m.
F1	*at ETSU (ESPN+)	7 p.m.
F4	*at Furman (CBS Sports Network)	6 p.m.
F8	* WESTERN CAROLINA (ESPN+)	7 p.m.
F12	*at UNCG (ESPN+)	3 p.m.
F15	* MERCER (ESPN+)	7 p.m.
F18	*at The Citadel (ESPN+)	1 p.m.
F22	*at VMI (ESPN+)	7 p.m.
F25	* CHATTANOOGA (ESPN+)	TBA
M3-6	at Ingles SoCon Championship (Asheville, N.C.)	

^ - Battle of the Carolinas
& - Bon Secours Wellness Arena

Southern Conference men's basketball media relations information

<p>The Citadel (CitadelSports.com) John Brush (jbrush@citadel.edu) Phone: 843-953-6795</p> <p>ETSU (ETSUBucs.com) Kevin Brown (brownk@etsu.edu) Phone: 423-439-5263</p> <p>Furman (FurmanPaladins.com) Jordan Caskey (jordan.caskey@furman.edu) Phone: 864-294-3065</p> <p>Mercer (MercerBears.com) Amanda Cover (cover_al@mercer.edu) Phone: 478-301-5218</p> <p>UNCG (UNCGSpartans.com) Denise Archetto (d_archetto@uncg.edu) Phone: 770-598-2901</p> <p>Samford (SamfordSports.com) Jacob Horton (jhorton8@samford.edu) Phone: 205-726-4217</p>	<p>Chattanooga (GoMocs.com) Corey Belonzi (corey-belonzi@utc.edu) Phone: 423-425-2116</p> <p>VMI (VMIKeydets.com) Daniel Whitehead (whiteheadk@vmi.edu) Phone: 540-464-7514</p> <p>Western Carolina (CatamountSports.com) Steven Grandy (sgrandy@email.wcu.edu) Phone: 828-227-2655</p> <p>Wofford (WoffordTerriers.com) Ryan Scott (scottrm@wofford.edu) Phone: 864-597-4092</p> <p>Southern Conference (SoConSports.com) Phil Perry (pperry@socon.org) Phone: 864-591-5100 // Cell: 864-525-5174</p>	
--	---	--

2022-23 Southern Conference
CONFERENCE BASKETBALL STATISTICS
Through games of Jan 10, 2023 (All games)

SCORING OFFENSE	G	W-L	Pts	Avg/G
1. Furman	17	12-5	1393	81.9
2. Chattanooga	17	10-7	1340	78.8
3. Samford	17	10-7	1338	78.7
4. Western Carolina	17	10-7	1299	76.4
5. VMI	17	5-12	1267	74.5
6. Wofford	17	10-7	1260	74.1
7. Mercer	17	7-10	1220	71.8
8. UNCG	17	9-8	1199	70.5
9. The Citadel	16	6-10	1119	69.9
10. ETSU	17	6-11	1176	69.2

SCORING DEFENSE	G	Pts	Avg/G
1. UNCG	17	1097	64.5
2. Wofford	17	1128	66.4
3. Western Carolina	17	1141	67.1
4. ETSU	17	1158	68.1
5. Chattanooga	17	1171	68.9
6. Mercer	17	1179	69.4
7. Samford	17	1200	70.6
8. Furman	17	1217	71.6
9. The Citadel	16	1210	75.6
10. VMI	17	1291	75.9

SCORING MARGIN	G	Offense	Defense	Margin
1. Furman	17	81.9	71.6	+10.4
2. Chattanooga	17	78.8	68.9	+9.9
3. Western Carolina	17	76.4	67.1	+9.3
4. Samford	17	78.7	70.6	+8.1
5. Wofford	17	74.1	66.4	+7.8
6. UNCG	17	70.5	64.5	+6.0
7. Mercer	17	71.8	69.4	+2.4
8. ETSU	17	69.2	68.1	+1.1
9. VMI	17	74.5	75.9	-1.4
10. The Citadel	16	69.9	75.6	-5.7

FREE THROW PCT	G	FTM	FTA	Pct.
1. VMI	17	166	218	.761
2. The Citadel	16	200	263	.760
3. Wofford	17	202	270	.748
4. Samford	17	300	404	.743
5. Furman	17	201	271	.742
6. UNCG	17	218	297	.734
7. Chattanooga	17	227	318	.714
8. Western Carolina	17	241	342	.705
9. Mercer	17	205	291	.704
10. ETSU	17	180	277	.650

FIELD GOAL PERCENTAGE	G	FGM	FGA	Pct.
1. Furman	17	511	1028	.497
2. Mercer	17	455	959	.474
3. Wofford	17	465	999	.465
4. Chattanooga	17	453	988	.459
5. ETSU	17	448	989	.453
6. Samford	17	443	985	.450
7. VMI	17	458	1032	.444
8. Western Carolina	17	444	1037	.428
9. UNCG	17	421	986	.427
10. The Citadel	16	400	940	.426

FIELD GOAL PCT DEFENSE	G	FGM	FGA	Pct.
1. UNCG	17	384	972	.395
2. Chattanooga	17	432	1036	.417
3. Samford	17	406	952	.426
4. Mercer	17	414	961	.431
5. The Citadel	16	413	958	.431
6. Western Carolina	17	426	987	.432
7. ETSU	17	420	972	.432
8. Wofford	17	431	973	.443
9. Furman	17	451	992	.455
10. VMI	17	460	1009	.456

3-POINT FG PCT	G	3FGM	3FGA	Pct.
1. VMI	17	185	472	.392
2. Chattanooga	17	207	536	.386
3. Mercer	17	105	290	.362
4. Western Carolina	17	170	471	.361
5. Furman	17	170	482	.353
6. Samford	17	152	436	.349
7. UNCG	17	139	400	.348
8. Wofford	17	128	404	.317
9. The Citadel	16	119	377	.316
10. ETSU	17	100	334	.299

3-POINT FG PCT DEFENSE	G	3FGM	3FGA	Pct.
1. ETSU	17	137	445	.308
2. UNCG	17	128	415	.308
3. Western Carolina	17	78	251	.311
4. Wofford	17	122	373	.327
5. The Citadel	16	135	409	.330
6. Mercer	17	114	331	.344
7. Chattanooga	17	142	405	.351
8. VMI	17	180	507	.355
9. Furman	17	132	366	.361
10. Samford	17	154	397	.388

REBOUNDING OFFENSE	G	Rebounds	Avg/G
1. Western Carolina	17	670	39.4
2. Chattanooga	17	646	38.0
3. Samford	17	635	37.4
4. UNCG	17	633	37.2
5. ETSU	17	622	36.6
6. VMI	17	610	35.9
7. Furman	17	595	35.0
8. Wofford	17	589	34.6
9. The Citadel	16	546	34.1
10. Mercer	17	579	34.1

REBOUNDING DEFENSE	G	Rebounds	Avg/G
1. Wofford	17	495	29.1
2. Furman	17	542	31.9
3. Mercer	17	544	32.0
4. Chattanooga	17	548	32.2
5. ETSU	17	557	32.8
6. Samford	17	564	33.2
7. VMI	17	573	33.7
8. Western Carolina	17	583	34.3
9. UNCG	17	591	34.8
10. The Citadel	16	620	38.8

2022-23 Southern Conference
CONFERENCE BASKETBALL STATISTICS
Through games of Jan 10, 2023 (All games)

REBOUNDING MARGIN	G	Team	Avg.	Opp.	Avg. Margin
1. Chattanooga	17	646	38.0	548	32.2 +5.8
2. Wofford	17	589	34.6	495	29.1 +5.5
3. Western Carolina	17	670	39.4	583	34.3 +5.1
4. Samford	17	635	37.4	564	33.2 +4.2
5. ETSU	17	622	36.6	557	32.8 +3.8
6. Furman	17	595	35.0	542	31.9 +3.1
7. UNCG	17	633	37.2	591	34.8 +2.5
8. VMI	17	610	35.9	573	33.7 +2.2
9. Mercer	17	579	34.1	544	32.0 +2.1
10. The Citadel	16	546	34.1	620	38.8 -4.6

BLOCKED SHOTS	G	No.	Avg/G
1. Chattanooga	17	74	4.4
2. Furman	17	56	3.3
3. ETSU	17	53	3.1
4. Samford	17	45	2.6
5. UNCG	17	44	2.6
6. Western Carolina	17	41	2.4
7. The Citadel	16	36	2.3
8. Mercer	17	35	2.1
9. Wofford	17	30	1.8
10. VMI	17	23	1.4

ASSISTS	G	No.	Avg/G
1. Furman	17	330	19.4
2. Chattanooga	17	285	16.8
3. Mercer	17	265	15.6
4. UNCG	17	257	15.1
5. Western Carolina	17	233	13.7
6. Wofford	17	218	12.8
7. ETSU	17	217	12.8
8. VMI	17	217	12.8
9. Samford	17	216	12.7
10. The Citadel	16	199	12.4

STEALS	G	No.	Avg/G
1. Furman	17	135	7.9
2. Samford	17	125	7.4
3. UNCG	17	114	6.7
4. ETSU	17	110	6.5
5. Western Carolina	17	106	6.2
6. VMI	17	104	6.1
7. Chattanooga	17	103	6.1
8. Wofford	17	102	6.0
9. Mercer	17	95	5.6
10. The Citadel	16	84	5.3

TURNOVER MARGIN	G	Team	Avg.	Opp.	Avg. Margin
1. Furman	17	219	12.9	248	14.6 +1.7
2. Samford	17	239	14.1	263	15.5 +1.4
3. UNCG	17	212	12.5	234	13.8 +1.3
4. Western Carolina	17	201	11.8	219	12.9 +1.1
5. Wofford	17	193	11.4	205	12.1 +0.7
6. Mercer	17	201	11.8	195	11.5 -0.4
7. The Citadel	16	195	12.2	187	11.7 -0.5
8. ETSU	17	241	14.2	228	13.4 -0.8
9. VMI	17	227	13.4	205	12.1 -1.3
10. Chattanooga	17	214	12.6	186	10.9 -1.6

ASSIST/TURNOVER RATIO	G	Ast.	Avg.	T/O	Avg.	Ratio
1. Furman	17	330	19.4	219	12.9	1.5
2. Chattanooga	17	285	16.8	214	12.6	1.3
3. Mercer	17	265	15.6	201	11.8	1.3
4. UNCG	17	257	15.1	212	12.5	1.2
5. Western Carolina	17	233	13.7	201	11.8	1.2
6. Wofford	17	218	12.8	193	11.4	1.1
7. The Citadel	16	199	12.4	195	12.2	1.0
8. VMI	17	217	12.8	227	13.4	1.0
9. Samford	17	216	12.7	239	14.1	0.9
10. ETSU	17	217	12.8	241	14.2	0.9

OFFENSIVE REBOUNDS	G	No.	Avg/G
1. ETSU	17	202	11.9
2. Samford	17	195	11.5
3. Western Carolina	17	194	11.4
4. Chattanooga	17	180	10.6
5. VMI	17	178	10.5
6. UNCG	17	173	10.2
7. Wofford	17	168	9.9
8. Mercer	17	159	9.4
9. Furman	17	153	9.0
10. The Citadel	16	127	7.9

DEFENSIVE REBOUNDS	G	No.	Avg/G
1. Western Carolina	17	476	28.0
2. Chattanooga	17	466	27.4
3. UNCG	17	460	27.1
4. The Citadel	16	419	26.2
5. Furman	17	442	26.0
6. Samford	17	440	25.9
7. VMI	17	432	25.4
8. Wofford	17	421	24.8
9. ETSU	17	420	24.7
10. Mercer	17	420	24.7

DEFENSIVE REB PCT.	G	D-Reb	Opp. OR	D-Reb%
1. Wofford	17	421	127	.768
2. Western Carolina	17	476	146	.765
3. Furman	17	442	143	.756
4. Chattanooga	17	466	154	.752
5. UNCG	17	460	163	.738
6. Samford	17	440	161	.732
7. VMI	17	432	161	.729
8. ETSU	17	420	165	.718
9. Mercer	17	420	167	.716
10. The Citadel	16	419	176	.704

OFFENSIVE REB PCT.	G	O-Reb	Opp. DR	O-Reb%
1. ETSU	17	202	392	.340
2. Samford	17	195	403	.326
3. Chattanooga	17	180	394	.314
4. Wofford	17	168	368	.313
5. Western Carolina	17	194	437	.307
6. VMI	17	178	412	.302
7. Mercer	17	159	377	.297
8. UNCG	17	173	428	.288
9. Furman	17	153	399	.277
10. The Citadel	16	127	444	.222

2022-23 Southern Conference
CONFERENCE BASKETBALL STATISTICS
Through games of Jan 10, 2023 (All games)

3-POINT FG MADE	G	No.	Avg/G
1. Chattanooga	17	207	12.2
2. VMI	17	185	10.9
3. Furman	17	170	10.0
Western Carolina	17	170	10.0
5. Samford	17	152	8.9
6. UNCG	17	139	8.2
7. Wofford	17	128	7.5
8. The Citadel	16	119	7.4
9. Mercer	17	105	6.2
10. ETSU	17	100	5.9

2022-23 Southern Conference
CONFERENCE BASKETBALL STATISTICS
Through games of Jan 10, 2023 (All games)

Team	Conference	Pct.	PF	PA	Overall	Pct.	PF	PA	Current unbeaten streak
Samford	4-0	1.000	77.5	69.5	10-7	.588	78.7	70.6	Samford -- 4
Furman	3-1	.750	79.8	67.2	12-5	.706	81.9	71.6	Western Carolina -- 3
Western Carolina	3-1	.750	67.5	61.0	10-7	.588	76.4	67.1	Furman -- 2
UNCG	3-1	.750	71.5	60.5	9-8	.529	70.5	64.5	Wofford -- 2
Chattanooga	2-2	.500	73.5	69.5	10-7	.588	78.8	68.9	Chattanooga -- 1
Wofford	2-2	.500	66.2	63.8	10-7	.588	74.1	66.4	
ETSU	2-2	.500	63.2	65.5	6-11	.353	69.2	68.1	
The Citadel	1-3	.250	67.0	79.2	6-10	.375	69.9	75.6	
Mercer	0-4	.000	54.2	71.0	7-10	.412	71.8	69.4	
VMI	0-4	.000	67.0	80.2	5-12	.294	74.5	75.9	

TEAM SUMMARIES	G	PF-PA	Avg score	Margin	FG-FGA	Pct.	3FG-FGA	Pct.	FT-FTA	Pct.	RebF	RebA	Margin
Chattanooga	17	1340-1171	78.8-68.9	+9.9	453-988	.459	207-536	.386	227-318	.714	646	548	+5.8
ETSU	17	1176-1158	69.2-68.1	+1.1	448-989	.453	100-334	.299	180-277	.650	622	557	+3.8
Furman	17	1393-1217	81.9-71.6	+10.4	511-1028	.497	170-482	.353	201-271	.742	595	542	+3.1
Mercer	17	1220-1179	71.8-69.4	+2.4	455-959	.474	105-290	.362	205-291	.704	579	544	+2.1
Samford	17	1338-1200	78.7-70.6	+8.1	443-985	.450	152-436	.349	300-404	.743	635	564	+4.2
The Citadel	16	1119-1210	69.9-75.6	-5.7	400-940	.426	119-377	.316	200-263	.760	546	620	-4.6
UNCG	17	1199-1097	70.5-64.5	+6.0	421-986	.427	139-400	.348	218-297	.734	633	591	+2.5
VMI	17	1267-1291	74.5-75.9	-1.4	458-1032	.444	185-472	.392	166-218	.761	610	573	+2.2
Western Carolina	17	1299-1141	76.4-67.1	+9.3	444-1037	.428	170-471	.361	241-342	.705	670	583	+5.1
Wofford	17	1260-1128	74.1-66.4	+7.8	465-999	.465	128-404	.317	202-270	.748	589	495	+5.5

ATTENDANCE	Home	Average	Away	Average	Neutral	Average	Total	Average
Chattanooga	8-23048	2881	9-26719	2969	0-0	0	17-49767	2927
ETSU	9-27518	3058	6-20588	3431	2-1796	898	17-49902	2935
Furman	9-16218	1802	4-17168	4292	4-7768	1942	17-41154	2421
Mercer	7-8121	1160	7-18105	2586	3-804	268	17-27030	1590
Samford	9-18425	2047	8-15289	1911	0-0	0	17-33714	1983
The Citadel	6-9163	1527	8-35018	4377	2-467	234	16-44648	2790
UNCG	7-8225	1175	7-35044	5006	3-0	0	17-43269	2545
VMI	6-5930	988	9-19050	2117	2-264	132	17-25244	1485
Western Carolina	8-10217	1277	7-27834	3976	2-390	195	17-38441	2261
Wofford	10-9833	983	7-28934	4133	0-0	0	17-38767	2280
Totals	79-136698	1730	72-243749	3385	18-11489	638	169-391936	2319

2022-23 Southern Conference
INDIVIDUAL BASKETBALL STATISTICS
Through games of Jan 10, 2023 (All games)

To be ranked, a player must appear in at least 75.0% of their team's games.

SCORING								REBOUNDING							
	Cl	G	FG	3FG	FT	Pts	Avg/G		Cl	G	Off	Def	Total	Avg/G	
1. Jake Stephens-UTC	Sr	17	124	38	77	363	21.4	1. Jake Stephens-UTC	Sr	17	39	140	179	10.5	
2. Mike Bothwell-FUR	Sr	17	119	27	67	332	19.5	2. Tyzhaun Claude-WCU	Jr	17	54	86	140	8.2	
3. Stephen Clark-CIT	Sr	16	106	5	38	255	15.9	3. Jaden Seymour-ETSU	So	14	39	68	107	7.6	
4. B.J. Mack-WOF	Sr	16	94	24	40	252	15.8	4. Vonterius Woolbright-WCU	Sr	16	25	89	114	7.1	
5. Austin Ash-CIT	Sr	16	83	56	27	249	15.6	5. Keondre Kennedy-UNCG	Sr	15	16	90	106	7.1	
6. Jalyn McCreary-MER	So	17	123	0	17	263	15.5	6. Jalen Slawson-FUR	Sr	17	24	93	117	6.9	
7. Asher Woods-VMI	Fr	17	88	25	47	248	14.6	7. Jermaine Marshall-SAM	Jr	16	32	74	106	6.6	
Sean Conway-VMI	Sr	17	89	45	25	248	14.6	8. Stephen Clark-CIT	Sr	16	26	79	105	6.6	
Jackson Paveletzke-WOF	Fr	17	79	23	67	248	14.6	9. Mohammed Abdulsalam-UNCG	Sr	17	28	79	107	6.3	
10. Tyzhaun Claude-WCU	Jr	17	86	2	73	247	14.5	10. Sean Conway-VMI	Sr	17	32	67	99	5.8	
11. Jalen Slawson-FUR	Sr	17	91	17	46	245	14.4	11. Josh Taylor-ETSU	Jr	14	33	48	81	5.8	
12. Tre Jackson-WCU	Jr	16	72	59	18	221	13.8	12. Messiah Jones-WOF	Sr	17	40	57	97	5.7	
13. Jamal Johnson-UTC	Sr	17	74	47	38	233	13.7	Jalen Haynes-ETSU	So	17	44	53	97	5.7	
14. Keondre Kennedy-UNCG	Sr	15	63	32	45	203	13.5	Logan Dye-SAM	Sr	17	35	62	97	5.7	
15. Logan Dye-SAM	Sr	17	80	18	42	220	12.9	15. Jalyn McCreary-MER	So	17	34	62	96	5.6	
16. Jalen Haynes-ETSU	So	17	82	3	52	219	12.9	16. Taeshaud Jackson-VMI	Fr	16	25	62	87	5.4	
17. Keyshaun Langley-UNCG	Sr	17	75	46	22	218	12.8	17. B.J. Mack-WOF	Sr	16	17	68	85	5.3	
18. Jordan King-ETSU	Sr	17	76	31	31	214	12.6	18. David Craig-MER	Fr	16	22	61	83	5.2	
19. Kamar Robertson-MER	Sr	15	59	29	41	188	12.5	19. Mikeal Brown-Jones-UNCG	Jr	17	34	54	88	5.2	
20. Deanthony Tipler-ETSU	Sr	15	66	34	19	185	12.3	20. Rickey Bradley-VMI	Fr	17	24	63	87	5.1	
21. Vonterius Woolbright-WCU	Sr	16	66	4	60	196	12.3								
22. Jermaine Marshall-SAM	Jr	16	56	14	55	181	11.3								
23. Mikeal Brown-Jones-UNCG	Jr	17	75	6	34	190	11.2								
24. Tyler Houser-VMI	Fr	17	69	29	18	185	10.9								
25. Marcus Foster-FUR	Jr	17	66	30	20	182	10.7								
26. Russell Jones Jr.-WCU	Jr	17	62	34	23	181	10.6								
27. Tony Felder-VMI	Fr	17	58	28	30	174	10.2								
28. Shawn Walker Jr.-MER	Sr	16	58	18	20	154	9.6								
29. Jaden Campbell-SAM	Jr	15	49	25	19	142	9.5								
30. Garrett Hien-FUR	Jr	16	60	15	16	151	9.4								

FIELD GOAL PCT						ASSISTS				
	Cl	G	FGM	FGA	Pct.		Cl	G	No.	Avg/G
1. Kyler Filewich-WOF	Jr	17	53	81	.654	1. Luis Hurtado-MER	Sr	16	75	4.7
2. Mikeal Brown-Jones-UNCG	Jr	17	75	123	.610	2. Vonterius Woolbright-WCU	Sr	16	72	4.5
3. Josh Taylor-ETSU	Jr	14	51	86	.593	3. Mike Bothwell-FUR	Sr	17	71	4.2
4. Jalyn McCreary-MER	So	17	123	209	.589	4. Kobe Langley-UNCG	Sr	17	67	3.9
5. Jalen Haynes-ETSU	So	17	82	141	.582	5. JP Pegues-FUR	So	17	65	3.8
6. Garrett Hien-FUR	Jr	16	60	104	.577	6. Jackson Paveletzke-WOF	Fr	17	64	3.8
7. David Craig-MER	Fr	16	49	85	.576	Jalen Slawson-FUR	Sr	17	64	3.8
8. Jalen Slawson-FUR	Sr	17	91	158	.576	8. Dante Treacy-UNCG	Sr	17	61	3.6
9. Mike Bothwell-FUR	Sr	17	119	216	.551	Jake Stephens-UTC	Sr	17	61	3.6
10. Messiah Jones-WOF	Sr	17	61	113	.540	10. Tony Felder-VMI	Fr	17	60	3.5
11. Jake Stephens-UTC	Sr	17	124	230	.539	11. Allen Strothers-ETSU	Fr	17	57	3.4
12. Justice Smith-ETSU	So	17	55	104	.529	12. Dalvin White-UTC	Sr	15	45	3.0
13. Stephen Clark-CIT	Sr	16	106	205	.517	13. Rickey Bradley-VMI	Fr	17	49	2.9
14. Logan Dye-SAM	Sr	17	80	155	.516	Jaron Rillie-SAM	So	17	49	2.9
15. Kamar Robertson-MER	Sr	15	59	116	.509	Jordan King-ETSU	Sr	17	49	2.9

2022-23 Southern Conference
INDIVIDUAL BASKETBALL STATISTICS
Through games of Jan 10, 2023 (All games)

FREE THROW PCT					
	Cl	G	FTM	FTA	Pct.
1. Elijah Morgan-CIT	Jr	16	33	37	.892
2. Jackson Paveletzke-WOF	Fr	17	67	76	.882
3. Jake Stephens-UTC	Sr	17	77	91	.846
4. Jamal Johnson-UTC	Sr	17	38	45	.844
5. Keondre Kennedy-UNCG	Sr	15	45	54	.833
6. Mike Bothwell-FUR	Sr	17	67	81	.827
7. Kamar Robertson-MER	Sr	15	41	50	.820
8. B.J. Mack-WOF	Sr	16	40	49	.816
9. Jaron Rillie-SAM	So	17	35	43	.814
10. Jermaine Marshall-SAM	Jr	16	55	68	.809
11. Bubba Parham-SAM	Sr	17	36	45	.800
12. Jalen Slawson-FUR	Sr	17	46	58	.793
13. Asher Woods-VMI	Fr	17	47	60	.783
14. Mikeal Brown-Jones-UNCG	Jr	17	34	45	.756
15. Madison Durr-CIT	Fr	16	32	43	.744

STEALS				
	Cl	G	No.	Avg/G
1. Russell Jones Jr.-WCU	Jr	17	33	1.9
2. A.J. Staton-McCray-SAM	So	16	31	1.9
3. Kobe Langley-UNCG	Sr	17	30	1.8
Jalen Slawson-FUR	Sr	17	30	1.8
5. Keyshaun Langley-UNCG	Sr	17	27	1.6
6. Elijah Morgan-CIT	Jr	16	25	1.6
7. Tre Jackson-WCU	Jr	16	22	1.4
8. Kamar Robertson-MER	Sr	15	19	1.3
9. Austin Ash-CIT	Sr	16	20	1.3
10. Corey Tripp-WOF	So	17	21	1.2
11. Sean Conway-VMI	Sr	17	20	1.2
Mike Bothwell-FUR	Sr	17	20	1.2
Jordan King-ETSU	Sr	17	20	1.2
14. Deanthony Tipler-ETSU	Sr	15	17	1.1
15. Jamal Johnson-UTC	Sr	17	19	1.1
Allen Strothers-ETSU	Fr	17	19	1.1

3-POINT FG PCT					
	Cl	G	3FG	FGA	Pct.
1. Kamar Robertson-MER	Sr	15	29	58	.500
2. Tre Jackson-WCU	Jr	16	59	131	.450
3. Sean Conway-VMI	Sr	17	45	100	.450
4. Dalvin White-UTC	Sr	15	30	67	.448
5. Tyler Houser-VMI	Fr	17	29	66	.439
6. Jake Stephens-UTC	Sr	17	38	89	.427
7. Devin Butler-VMI	Jr	17	34	80	.425
8. Logan Dye-SAM	Sr	17	18	43	.419
9. Michael Zaroni-MER	Fr	17	24	58	.414
10. Jackson Paveletzke-WOF	Fr	17	23	56	.411
11. Jaden Campbell-SAM	Jr	15	25	61	.410
12. Russell Jones Jr.-WCU	Jr	17	34	83	.410
13. Keyshaun Langley-UNCG	Sr	17	46	114	.404
14. Jamal Johnson-UTC	Sr	17	47	118	.398
15. Shawn Walker Jr.-MER	Sr	16	18	46	.391

3-POINT FG MADE				
	Cl	G	3FG	Avg/G
1. Tre Jackson-WCU	Jr	16	59	3.7
2. Austin Ash-CIT	Sr	16	56	3.5
3. Jamal Johnson-UTC	Sr	17	47	2.8
4. Keyshaun Langley-UNCG	Sr	17	46	2.7
5. Sean Conway-VMI	Sr	17	45	2.6
6. Deanthony Tipler-ETSU	Sr	15	34	2.3
7. Jake Stephens-UTC	Sr	17	38	2.2
8. Keondre Kennedy-UNCG	Sr	15	32	2.1
9. Devin Butler-VMI	Jr	17	34	2.0
Russell Jones Jr.-WCU	Jr	17	34	2.0
Dalvin White-UTC	Sr	15	30	2.0
12. Kamar Robertson-MER	Sr	15	29	1.9
13. JP Pegues-FUR	So	17	32	1.9
14. Bernard Pelote-WCU	So	14	26	1.9
15. Bubba Parham-SAM	Sr	17	31	1.8
Jordan King-ETSU	Sr	17	31	1.8

BLOCKED SHOTS				
	Cl	G	No.	Avg/G
1. Jake Stephens-UTC	Sr	17	41	2.4
2. Stephen Clark-CIT	Sr	16	26	1.6
3. Jalen Slawson-FUR	Sr	17	25	1.5
4. Josh Taylor-ETSU	Jr	14	14	1.0
5. Achor Achor-SAM	So	15	14	0.9
6. Jaden Seymour-ETSU	So	14	13	0.9
7. Tyzhaun Claude-WCU	Jr	17	13	0.8
8. Sam Alexis-UTC	Fr	15	11	0.7
9. Mohammed Abdulsalam-UNCG	Sr	17	12	0.7
Logan Dye-SAM	Sr	17	12	0.7
11. Garrett Hien-FUR	Jr	16	10	0.6
12. Keondre Kennedy-UNCG	Sr	15	9	0.6
13. Jalyn McCreary-MER	So	17	10	0.6
Bas Leyte-UNCG	Sr	17	10	0.6
Tyler Houser-VMI	Fr	17	10	0.6

ASSIST/TURNOVER RATIO					
	Cl	G	Ast.	T/O	Ratio
1. Dalvin White-UTC	Sr	15	45	11	4.1
2. Kobe Langley-UNCG	Sr	17	67	24	2.8
3. Luis Hurtado-MER	Sr	16	75	40	1.9
4. Mike Bothwell-FUR	Sr	17	71	38	1.9
5. Vonterius Woolbright-WCU	Sr	16	72	39	1.8
6. Jackson Paveletzke-WOF	Fr	17	64	36	1.8
7. JP Pegues-FUR	So	17	65	39	1.7
8. Tony Felder-VMI	Fr	17	60	38	1.6
9. Jalen Slawson-FUR	Sr	17	64	41	1.6
10. Dante Treacy-UNCG	Sr	17	61	40	1.5
11. Allen Strothers-ETSU	Fr	17	57	39	1.5
12. Jake Stephens-UTC	Sr	17	61	47	1.3

2022-23 Southern Conference
INDIVIDUAL BASKETBALL STATISTICS
Through games of Jan 10, 2023 (All games)

OFFENSIVE REBOUNDS	Cl	G	No.	Avg/G
1. Tyzhaun Claude-WCU	Jr	17	54	3.2
2. Jaden Seymour-ETSU	So	14	39	2.8
3. Jalen Haynes-ETSU	So	17	44	2.6
4. Josh Taylor-ETSU	Jr	14	33	2.4
5. Messiah Jones-WOF	Sr	17	40	2.4
6. Jake Stephens-UTC	Sr	17	39	2.3
7. Kyler Filewich-WOF	Jr	17	38	2.2
8. Logan Dye-SAM	Sr	17	35	2.1
9. Mikeal Brown-Jones-UNCG	Jr	17	34	2.0
Jalyn McCreary-MER	So	17	34	2.0
Jermaine Marshall-SAM	Jr	16	32	2.0
12. Bas Leyte-UNCG	Sr	17	33	1.9
13. Sean Conway-VMI	Sr	17	32	1.9
14. Achor Achor-SAM	So	15	28	1.9
15. Mohammed Abdulsalam-UNCG	Sr	17	28	1.6

DEFENSIVE REBOUNDS	Cl	G	No.	Avg/G
1. Jake Stephens-UTC	Sr	17	140	8.2
2. Keondre Kennedy-UNCG	Sr	15	90	6.0
3. Vonterius Woolbright-WCU	Sr	16	89	5.6
4. Jalen Slawson-FUR	Sr	17	93	5.5
5. Tyzhaun Claude-WCU	Jr	17	86	5.1
6. Stephen Clark-CIT	Sr	16	79	4.9
7. Jaden Seymour-ETSU	So	14	68	4.9
8. Mohammed Abdulsalam-UNCG	Sr	17	79	4.6
9. Jermaine Marshall-SAM	Jr	16	74	4.6
10. Austin Ash-CIT	Sr	16	72	4.5
11. Amarri Tice-WOF	Fr	14	60	4.3
12. B.J. Mack-WOF	Sr	16	68	4.3
13. Luis Hurtado-MER	Sr	16	65	4.1
14. Sean Conway-VMI	Sr	17	67	3.9
15. Taeshaud Jackson-VMI	Fr	16	62	3.9

MINUTES PLAYED	Cl	G	No.	Avg/G
1. Austin Ash-CIT	Sr	16	593	37.1
2. Jordan King-ETSU	Sr	17	579	34.1
3. Asher Woods-VMI	Fr	17	578	34.0
4. Mike Bothwell-FUR	Sr	17	572	33.6
5. Stephen Clark-CIT	Sr	16	535	33.4
6. Tre Jackson-WCU	Jr	16	525	32.8
7. Jackson Paveletzke-WOF	Fr	17	553	32.5
8. Jake Stephens-UTC	Sr	17	545	32.1
9. Sean Conway-VMI	Sr	17	533	31.4
10. JP Pegues-FUR	So	17	516	30.4
11. Corey Tripp-WOF	So	17	514	30.2
12. Vonterius Woolbright-WCU	Sr	16	483	30.2
13. Russell Jones Jr.-WCU	Jr	17	513	30.2
14. Jalen Slawson-FUR	Sr	17	508	29.9
15. Elijah Morgan-CIT	Jr	16	472	29.5
16. Keondre Kennedy-UNCG	Sr	15	441	29.4
17. Tyler Harris-WCU	Sr	17	497	29.2
18. B.J. Mack-WOF	Sr	16	466	29.1
19. A.J. Caldwell-UTC	Sr	17	494	29.1
20. Jamal Johnson-UTC	Sr	17	491	28.9
21. Luis Hurtado-MER	Sr	16	461	28.8
22. Rickey Bradley-VMI	Fr	17	487	28.6
23. Keyshaun Langley-UNCG	Sr	17	484	28.5
24. Shawn Walker Jr.-MER	Sr	16	443	27.7
25. Bubba Parham-SAM	Sr	17	467	27.5
26. Kamar Robertson-MER	Sr	15	412	27.5
27. Dante Treacy-UNCG	Sr	17	466	27.4
28. Josh Taylor-ETSU	Jr	14	379	27.1
29. Jalen Haynes-ETSU	So	17	459	27.0
30. Marcus Foster-FUR	Jr	17	457	26.9

2022-23 Southern Conference
Conference Team Highs
Through games of Jan 10, 2023 (All games)

TEAM HIGHS (highest totals made by)

Points	120	Wofford vs Bob Jones (11/07/22)
	120	UNCG vs Warren Wilson (12/18/22)
Margin	72 (120-48)	Wofford vs Bob Jones (11/07/22)
	72 (120-48)	UNCG vs Warren Wilson (12/18/22)
Field goals made	49	Wofford vs Bob Jones (11/07/22)
	46	Mercer vs Milligan (11/11/22)
Field goal attempts	86	Western Carolina vs Toccoa Falls (12/20/22)
	83	The Citadel vs Morris (11/15/22)
Field goal percentage	.662 (45-68)	UNCG vs Warren Wilson (12/18/22)
	.661 (37-56)	VMI vs Regent (11/26/22)
3-Pt FG made	22	Chattanooga vs Covenant (11/19/22)
	20	VMI vs Carlow (12/07/22)
3-Pt FG attempts	53	VMI vs Carlow (12/07/22)
	44	Furman vs Anderson (12/19/22)
3-Pt percentage	.615 (16-26)	VMI at Chattanooga (01/07/23)
	.579 (11-19)	Furman vs Tusculum (11/25/22)
Free throws made	29	Samford at The Citadel (12/31/22)
	27	Samford at Alabama A&M (11/17/22)
Free throw attempts	42	ETSU vs Little Rock (11/17/22)
	37	Samford at Alabama A&M (11/17/22)
Free throw percentage	1.000 (12-12)	The Citadel vs IUPUI (11/25/22)
	1.000 (11-11)	VMI at Furman (12/29/22)
	1.000 (7-7)	Wofford at Texas A&M (12/20/22)
Rebounds	69	The Citadel vs Morris (11/15/22)
	64	Western Carolina vs Brescia (11/13/22)
Assists	32	UNCG vs Warren Wilson (12/18/22)
	31	Mercer vs Milligan (11/11/22)
	31	Mercer vs Middle Georgia State (12/06/22)
Steals	15	Furman vs North Greenville (11/07/22)
	14	Samford vs Belhaven (11/12/22)
Blocked shots	11	Chattanooga vs Johnson (Tenn.) (12/10/22)
	7	Western Carolina vs Brescia (11/13/22)
	7	Chattanooga vs Belmont (12/18/22)
	7	Furman vs Anderson (12/19/22)
	7	ETSU at LSU (12/21/22)
	7	Chattanooga at The Citadel (12/29/22)
Turnovers	24	VMI vs SIUE (11/19/22)
	23	Samford vs Louisiana Tech (11/25/22)
Fouls	29	The Citadel at N.C. Central (12/20/22)
	28	Samford at UCF (12/04/22)

2022-23 Southern Conference
Conference Individual Highs
Through games of Jan 10, 2023 (All games)

INDIVIDUAL PLAYER GAME HIGHS

Points	37	Jake Stephens (Chattanooga) vs VMI (01/07/23)
	36	Mike Bothwell (Furman) vs Stephen F. Austin (12/17/22)
Field goals made	12	Jalyn McCreary (Mercer) vs Middle Georgia State (12/06/22)
	12	Mike Bothwell (Furman) vs Stephen F. Austin (12/17/22)
Field goal attempts	21	Jake Stephens (Chattanooga) vs Milwaukee (12/06/22)
	20	Mike Bothwell (Furman) vs Penn State (11/17/22)
	20	Keyshaun Langley (UNCG) at Wofford (12/31/22)
Field goal percentage	1.000 (8-8)	Jalen Haynes (ETSU) vs Mars Hill (11/30/22)
	.923 (12-13)	Jalyn McCreary (Mercer) vs Middle Georgia State (12/06/22)
3-Pt FG made	9	Austin Ash (The Citadel) vs Longwood (12/17/22)
	7	Tre Jackson (Western Carolina) at McNeese (11/18/22)
	7	Devin Butler (VMI) vs Carlow (12/07/22)
	7	Marcus Foster (Furman) vs VMI (12/29/22)
3-Pt FG attempts	17	Devin Butler (VMI) vs Carlow (12/07/22)
	17	Austin Ash (The Citadel) vs Longwood (12/17/22)
3-Pt percentage	.857 (6-7)	Sean Conway (VMI) vs Regent (11/26/22)
	.857 (6-7)	Sean Conway (VMI) vs Navy (12/03/22)
Free throws made	13	Jermaine Marshall (Samford) at UCF (12/04/22)
	11	Keondre Kennedy (UNCG) vs UMBC (11/22/22)
	11	Mike Bothwell (Furman) vs Stephen F. Austin (12/17/22)
	11	Tyzhaun Claude (Western Carolina) at Tennessee Tech (12/17/22)
Free throw attempts	16	Jermaine Marshall (Samford) at UCF (12/04/22)
	14	Achor Achor (Samford) at Alabama A&M (11/17/22)
	14	Keondre Kennedy (UNCG) vs UMBC (11/22/22)
	14	Tyzhaun Claude (Western Carolina) at Tennessee Tech (12/17/22)
Free throw percentage	1.000 (11-11)	Mike Bothwell (Furman) vs Stephen F. Austin (12/17/22)
	1.000 (10-10)	Mike Bothwell (Furman) at App State (11/29/22)
	1.000 (9-9)	Jalen Haynes (ETSU) vs Louisiana (11/13/22)
	1.000 (9-9)	Keondre Kennedy (UNCG) vs Montana State (11/25/22)
	1.000 (9-9)	Tyzhaun Claude (Western Carolina) vs Toccoa Falls (12/20/22)
	1.000 (9-9)	Jaron Rillie (Samford) at The Citadel (12/31/22)
	1.000 (8-8)	Jermaine Marshall (Samford) vs Spring Hill (11/10/22)
	1.000 (8-8)	Jackson Paveletzke (Wofford) vs North Carolina A&T (11/20/22)
	1.000 (8-8)	Austin Ash (The Citadel) at Charleston Southern (11/30/22)
	1.000 (8-8)	B.J. Mack (Wofford) vs ETSU (12/29/22)
Rebounds	20	Jake Stephens (Chattanooga) vs Belmont (12/18/22)
	15	Jalyn McCreary (Mercer) vs Chattanooga (12/31/22)
	15	Jake Stephens (Chattanooga) vs VMI (01/07/23)
Assists	10	DJ Campbell (Western Carolina) vs Brescia (11/13/22)
	10	Luis Hurtado (Mercer) vs Winthrop (11/19/22)
	10	Rickey Bradley (VMI) vs Carlow (12/07/22)
	10	Jackson Paveletzke (Wofford) vs Montreat (12/17/22)
	10	Jaron Rillie (Samford) vs Mercer (12/28/22)
Steals	5	Russell Jones Jr. (Western Carolina) at Georgia (11/07/22)
	5	Corey Tripp (Wofford) at Vanderbilt (12/03/22)
	5	Devin Butler (VMI) vs Carlow (12/07/22)
	5	Keyshaun Langley (UNCG) vs Chattanooga (01/04/23)
Blocked shots	5	Jake Stephens (Chattanooga) at Gardner-Webb (12/03/22)
	5	Jake Stephens (Chattanooga) vs Belmont (12/18/22)
	5	Jake Stephens (Chattanooga) at The Citadel (12/29/22)
Turnovers	8	Jake Stephens (Chattanooga) at Col. of Charleston (11/07/22)
	7	JP Pegues (Furman) vs South Carolina State (12/03/22)
	7	Mike Bothwell (Furman) vs Stephen F. Austin (12/17/22)
	7	Jake Stephens (Chattanooga) vs Belmont (12/18/22)
	7	Asher Woods (VMI) at Chattanooga (01/07/23)

2022-23 Southern Conference
CONFERENCE BASKETBALL STATISTICS
Through games of Jan 10, 2023 (Conference games only)

SCORING OFFENSE	G	W-L	Pts	Avg/G
1. Furman	4	3-1	319	79.8
2. Samford	4	4-0	310	77.5
3. Chattanooga	4	2-2	294	73.5
4. UNCG	4	3-1	286	71.5
5. Western Carolina	4	3-1	270	67.5
6. VMI	4	0-4	268	67.0
The Citadel	4	1-3	268	67.0
8. Wofford	4	2-2	265	66.2
9. ETSU	4	2-2	253	63.2
10. Mercer	4	0-4	217	54.2

SCORING DEFENSE	G	Pts	Avg/G
1. UNCG	4	242	60.5
2. Western Carolina	4	244	61.0
3. Wofford	4	255	63.8
4. ETSU	4	262	65.5
5. Furman	4	269	67.2
6. Samford	4	278	69.5
Chattanooga	4	278	69.5
8. Mercer	4	284	71.0
9. The Citadel	4	317	79.2
10. VMI	4	321	80.2

SCORING MARGIN	G	Offense	Defense	Margin
1. Furman	4	79.8	67.2	+12.5
2. UNCG	4	71.5	60.5	+11.0
3. Samford	4	77.5	69.5	+8.0
4. Western Carolina	4	67.5	61.0	+6.5
5. Chattanooga	4	73.5	69.5	+4.0
6. Wofford	4	66.2	63.8	+2.5
7. ETSU	4	63.2	65.5	-2.2
8. The Citadel	4	67.0	79.2	-12.2
9. VMI	4	67.0	80.2	-13.2
10. Mercer	4	54.2	71.0	-16.8

FREE THROW PCT	G	FTM	FTA	Pct.
1. VMI	4	31	40	.775
2. Samford	4	62	81	.765
3. Wofford	4	43	57	.754
4. The Citadel	4	57	76	.750
5. UNCG	4	53	72	.736
6. Chattanooga	4	50	68	.735
Furman	4	50	68	.735
8. Mercer	4	33	49	.673
9. Western Carolina	4	47	72	.653
10. ETSU	4	37	63	.587

FIELD GOAL PERCENTAGE	G	FGM	FGA	Pct.
1. Samford	4	101	204	.495
2. Furman	4	111	228	.487
3. UNCG	4	98	224	.438
4. ETSU	4	98	225	.436
5. Wofford	4	100	233	.429
6. Chattanooga	4	97	231	.420
7. VMI	4	99	236	.419
8. The Citadel	4	92	230	.400
9. Western Carolina	4	92	232	.397
10. Mercer	4	86	221	.389

FIELD GOAL PCT DEFENSE	G	FGM	FGA	Pct.
1. UNCG	4	81	224	.362
2. ETSU	4	94	243	.387
3. Furman	4	95	234	.406
4. Wofford	4	94	228	.412
5. Samford	4	95	221	.430
6. Western Carolina	4	94	214	.439
7. Chattanooga	4	102	228	.447
8. Mercer	4	101	219	.461
9. The Citadel	4	107	225	.476
10. VMI	4	111	228	.487

3-POINT FG PCT	G	3FGM	3FGA	Pct.
1. Samford	4	46	104	.442
2. UNCG	4	37	95	.389
3. Furman	4	47	123	.382
4. VMI	4	39	103	.379
5. Chattanooga	4	50	135	.370
6. Western Carolina	4	39	109	.358
7. The Citadel	4	27	86	.314
8. ETSU	4	20	67	.299
9. Mercer	4	12	51	.235
10. Wofford	4	22	94	.234

3-POINT FG PCT DEFENSE	G	3FGM	3FGA	Pct.
1. ETSU	4	35	130	.269
2. UNCG	4	36	120	.300
3. Furman	4	24	78	.308
4. Western Carolina	4	20	62	.323
5. Wofford	4	28	84	.333
6. The Citadel	4	39	111	.351
7. Samford	4	37	93	.398
8. Chattanooga	4	34	83	.410
9. VMI	4	48	115	.417
10. Mercer	4	38	91	.418

REBOUNDING OFFENSE	G	Rebounds	Avg/G
1. ETSU	4	168	42.0
2. Western Carolina	4	148	37.0
3. UNCG	4	146	36.5
4. Wofford	4	140	35.0
5. Furman	4	138	34.5
6. Chattanooga	4	137	34.2
7. Mercer	4	130	32.5
8. Samford	4	129	32.2
9. The Citadel	4	124	31.0
10. VMI	4	122	30.5

REBOUNDING DEFENSE	G	Rebounds	Avg/G
1. Samford	4	116	29.0
2. ETSU	4	132	33.0
3. Furman	4	137	34.2
Western Carolina	4	137	34.2
5. Mercer	4	138	34.5
Chattanooga	4	138	34.5
7. UNCG	4	141	35.2
8. Wofford	4	142	35.5
9. VMI	4	148	37.0
10. The Citadel	4	153	38.2

2022-23 Southern Conference
CONFERENCE BASKETBALL STATISTICS
Through games of Jan 10, 2023 (Conference games only)

REBOUNDING MARGIN					
	G	Team	Avg.	Opp.	Avg. Margin
1.	ETSU	4	168	42.0	132 33.0 +9.0
2.	Samford	4	129	32.2	116 29.0 +3.2
3.	Western Carolina	4	148	37.0	137 34.2 +2.8
4.	UNCG	4	146	36.5	141 35.2 +1.2
5.	Furman	4	138	34.5	137 34.2 +0.2
6.	Chattanooga	4	137	34.2	138 34.5 -0.2
7.	Wofford	4	140	35.0	142 35.5 -0.5
8.	Mercer	4	130	32.5	138 34.5 -2.0
9.	VMI	4	122	30.5	148 37.0 -6.5
10.	The Citadel	4	124	31.0	153 38.2 -7.2

BLOCKED SHOTS			
	G	No.	Avg/G
1.	UNCG	4	15 3.8
	Chattanooga	4	15 3.8
3.	ETSU	4	13 3.3
4.	Furman	4	9 2.3
	Mercer	4	9 2.3
	Samford	4	9 2.3
	The Citadel	4	9 2.3
8.	VMI	4	6 1.5
9.	Wofford	4	5 1.3
	Western Carolina	4	5 1.3

ASSISTS			
	G	No.	Avg/G
1.	Furman	4	76 19.0
2.	Chattanooga	4	70 17.5
3.	Samford	4	59 14.8
4.	UNCG	4	58 14.5
5.	VMI	4	48 12.0
6.	The Citadel	4	47 11.8
7.	Wofford	4	46 11.5
8.	Western Carolina	4	42 10.5
9.	ETSU	4	40 10.0
10.	Mercer	4	39 9.8

STEALS			
	G	No.	Avg/G
1.	Chattanooga	4	32 8.0
2.	UNCG	4	29 7.3
3.	VMI	4	27 6.8
4.	Wofford	4	25 6.3
5.	Western Carolina	4	24 6.0
6.	Furman	4	23 5.8
7.	Samford	4	21 5.3
	The Citadel	4	21 5.3
9.	ETSU	4	16 4.0
	Mercer	4	16 4.0

TURNOVER MARGIN					
	G	Team	Avg.	Opp.	Avg. Margin
1.	UNCG	4	40 10.0	52 13.0	+3.0
2.	Western Carolina	4	43 10.8	52 13.0	+2.2
3.	Chattanooga	4	45 11.3	53 13.3	+2.0
4.	The Citadel	4	44 11.0	50 12.5	+1.5
5.	Wofford	4	44 11.0	49 12.3	+1.2
	Furman	4	44 11.0	49 12.3	+1.2
7.	VMI	4	49 12.3	44 11.0	-1.2
8.	Samford	4	47 11.8	41 10.3	-1.5
9.	Mercer	4	48 12.0	37 9.3	-2.8
10.	ETSU	4	56 14.0	33 8.3	-5.8

ASSIST/TURNOVER RATIO						
	G	Ast.	Avg.	T/O	Avg.	Ratio
1.	Furman	4	76 19.0	44 11.0	1.7	
2.	Chattanooga	4	70 17.5	45 11.3	1.6	
3.	UNCG	4	58 14.5	40 10.0	1.5	
4.	Samford	4	59 14.8	47 11.8	1.3	
5.	The Citadel	4	47 11.8	44 11.0	1.1	
6.	Wofford	4	46 11.5	44 11.0	1.0	
7.	VMI	4	48 12.0	49 12.3	1.0	
8.	Western Carolina	4	42 10.5	43 10.8	1.0	
9.	Mercer	4	39 9.8	48 12.0	0.8	
10.	ETSU	4	40 10.0	56 14.0	0.7	

OFFENSIVE REBOUNDS			
	G	No.	Avg/G
1.	ETSU	4	53 13.3
2.	Western Carolina	4	43 10.8
3.	Chattanooga	4	42 10.5
4.	Wofford	4	40 10.0
5.	Mercer	4	39 9.8
6.	VMI	4	34 8.5
7.	UNCG	4	31 7.8
8.	Samford	4	30 7.5
	Furman	4	30 7.5
10.	The Citadel	4	29 7.3

DEFENSIVE REBOUNDS			
	G	No.	Avg/G
1.	ETSU	4	115 28.8
	UNCG	4	115 28.8
3.	Furman	4	108 27.0
4.	Western Carolina	4	105 26.3
5.	Wofford	4	100 25.0
6.	Samford	4	99 24.8
7.	Chattanooga	4	95 23.8
	The Citadel	4	95 23.8
9.	Mercer	4	91 22.8
10.	VMI	4	88 22.0

DEFENSIVE REB PCT.				
	G	D-Reb	Opp. OR	D-Reb%
1.	Western Carolina	4	105	32 .766
2.	UNCG	4	115	36 .762
3.	Samford	4	99	33 .750
4.	The Citadel	4	95	34 .736
5.	ETSU	4	115	42 .732
6.	Furman	4	108	40 .730
7.	Mercer	4	91	35 .722
8.	Chattanooga	4	95	37 .720
9.	Wofford	4	100	40 .714
10.	VMI	4	88	42 .677

OFFENSIVE REB PCT.				
	G	O-Reb	Opp. DR	O-Reb%
1.	ETSU	4	53	90 .371
2.	Chattanooga	4	42	101 .294
3.	Western Carolina	4	43	105 .291
4.	Wofford	4	40	102 .282
5.	Mercer	4	39	103 .275
6.	Samford	4	30	83 .265
7.	VMI	4	34	106 .243
8.	Furman	4	30	97 .236
9.	UNCG	4	31	105 .228
10.	The Citadel	4	29	119 .196

2022-23 Southern Conference
CONFERENCE BASKETBALL STATISTICS
Through games of Jan 10, 2023 (Conference games only)

3-POINT FG MADE	G	No.	Avg/G
1. Chattanooga	4	50	12.5
2. Furman	4	47	11.8
3. Samford	4	46	11.5
4. Western Carolina	4	39	9.8
VMI	4	39	9.8
6. UNCG	4	37	9.3
7. The Citadel	4	27	6.8
8. Wofford	4	22	5.5
9. ETSU	4	20	5.0
10. Mercer	4	12	3.0

2022-23 Southern Conference
CONFERENCE BASKETBALL STATISTICS
Through games of Jan 10, 2023 (Conference games only)

Team	Conference	Pct.	PF	PA	Overall	Pct.	PF	PA	Current unbeaten streak
Samford	4-0	1.000	77.5	69.5	4-0	1.000	77.5	69.5	Samford -- 4
Furman	3-1	.750	79.8	67.2	3-1	.750	79.8	67.2	Western Carolina -- 3
UNCG	3-1	.750	71.5	60.5	3-1	.750	71.5	60.5	Furman -- 2
Western Carolina	3-1	.750	67.5	61.0	3-1	.750	67.5	61.0	Wofford -- 2
Chattanooga	2-2	.500	73.5	69.5	2-2	.500	73.5	69.5	Chattanooga -- 1
Wofford	2-2	.500	66.2	63.8	2-2	.500	66.2	63.8	
ETSU	2-2	.500	63.2	65.5	2-2	.500	63.2	65.5	
The Citadel	1-3	.250	67.0	79.2	1-3	.250	67.0	79.2	
VMI	0-4	.000	67.0	80.2	0-4	.000	67.0	80.2	
Mercer	0-4	.000	54.2	71.0	0-4	.000	54.2	71.0	

TEAM SUMMARIES	G	PF-PA	Avg score	Margin	FG-FGA	Pct.	3FG-FGA	Pct.	FT-FTA	Pct.	RebF	RebA	Margin
Chattanooga	4	294-278	73.5-69.5	+4.0	97-231	.420	50-135	.370	50-68	.735	137	138	-0.2
ETSU	4	253-262	63.2-65.5	-2.2	98-225	.436	20-67	.299	37-63	.587	168	132	+9.0
Furman	4	319-269	79.8-67.2	+12.5	111-228	.487	47-123	.382	50-68	.735	138	137	+0.2
Mercer	4	217-284	54.2-71.0	-16.7	86-221	.389	12-51	.235	33-49	.673	130	138	-2.0
Samford	4	310-278	77.5-69.5	+8.0	101-204	.495	46-104	.442	62-81	.765	129	116	+3.2
The Citadel	4	268-317	67.0-79.2	-12.2	92-230	.400	27-86	.314	57-76	.750	124	153	-7.2
UNCG	4	286-242	71.5-60.5	+11.0	98-224	.438	37-95	.389	53-72	.736	146	141	+1.2
VMI	4	268-321	67.0-80.2	-13.2	99-236	.419	39-103	.379	31-40	.775	122	148	-6.5
Western Carolina	4	270-244	67.5-61.0	+6.5	92-232	.397	39-109	.358	47-72	.653	148	137	+2.8
Wofford	4	265-255	66.2-63.8	+2.5	100-233	.429	22-94	.234	43-57	.754	140	142	-0.5

ATTENDANCE	Home	Average	Away	Average	Neutral	Average	Total	Average
Chattanooga	1-3556	3556	3-2319	773	0-0	0	4-5875	1469
ETSU	2-7240	3620	2-1975	988	0-0	0	4-9215	2304
Furman	2-3704	1852	2-5196	2598	0-0	0	4-8900	2225
Mercer	2-1327	664	2-3250	1625	0-0	0	4-4577	1144
Samford	2-4130	2065	2-2068	1034	0-0	0	4-6198	1550
The Citadel	2-2108	1054	2-2957	1478	0-0	0	4-5065	1266
UNCG	2-2279	1140	2-1949	974	0-0	0	4-4228	1057
VMI	1-750	750	3-7640	2547	0-0	0	4-8390	2098
Western Carolina	3-3327	1109	1-3104	3104	0-0	0	4-6431	1608
Wofford	3-3364	1121	1-1327	1327	0-0	0	4-4691	1173
Totals	20-31785	1589	20-31785	1589	0-0	0	40-63570	1589

2022-23 Southern Conference
INDIVIDUAL BASKETBALL STATISTICS
Through games of Jan 10, 2023 (Conference games only)

To be ranked, a player must appear in at least 75.0% of their team's games.

SCORING								REBOUNDING							
	Cl	G	FG	3FG	FT	Pts	Avg/G		Cl	G	Off	Def	Total	Avg/G	
1. Jake Stephens-UTC	Sr	4	27	9	20	83	20.8	1. Jake Stephens-UTC	Sr	4	12	33	45	11.3	
2. Logan Dye-SAM	Sr	4	27	10	15	79	19.8	2. Jermaine Marshall-SAM	Jr	4	7	28	35	8.8	
3. Jamal Johnson-UTC	Sr	4	24	17	9	74	18.5	3. Jaden Seymour-ETSU	So	4	13	21	34	8.5	
4. Mike Bothwell-FUR	Sr	4	25	7	13	70	17.5	4. Stephen Clark-CIT	Sr	4	10	22	32	8.0	
5. Russell Jones Jr.-WCU	Jr	4	26	12	3	67	16.8	Vonterius Woolbright-WCU	Sr	4	5	27	32	8.0	
Stephen Clark-CIT	Sr	4	25	1	16	67	16.8	6. Tyzhaun Claude-WCU	Jr	4	13	16	29	7.3	
7. Jalyn McCreary-MER	So	4	30	0	5	65	16.3	Jalyn McCreary-MER	So	4	9	20	29	7.3	
8. B.J. Mack-WOF	Sr	4	20	8	15	63	15.8	Mikeal Brown-Jones-UNCG	Jr	4	11	18	29	7.3	
9. Jermaine Marshall-SAM	Jr	4	21	8	10	60	15.0	9. Messiah Jones-WOF	Sr	4	9	19	28	7.0	
10. Keyshaun Langley-UNCG	Sr	4	23	11	2	59	14.8	Mohammed Abdulsalam-UNCG	Sr	4	6	22	28	7.0	
11. Tyler Houser-VMI	Fr	4	22	8	3	55	13.8	11. Justice Smith-ETSU	So	4	4	23	27	6.8	
Austin Ash-CIT	Sr	4	19	12	5	55	13.8	Jalen Slawson-FUR	Sr	4	5	22	27	6.8	
13. Marcus Foster-FUR	Jr	4	20	14	0	54	13.5	Logan Dye-SAM	Sr	4	8	19	27	6.8	
Keondre Kennedy-UNCG	Sr	4	17	9	11	54	13.5	14. Keondre Kennedy-UNCG	Sr	4	3	23	26	6.5	
15. Asher Woods-VMI	Fr	4	20	8	4	52	13.0	15. Marcus Foster-FUR	Jr	4	10	15	25	6.3	
Mikeal Brown-Jones-UNCG	Jr	4	20	4	8	52	13.0	Jalen Haynes-ETSU	So	4	13	12	25	6.3	
17. Jalen Slawson-FUR	Sr	4	15	3	17	50	12.5	17. B.J. Mack-WOF	Sr	4	2	21	23	5.8	
18. Deanthony Tipler-ETSU	Sr	4	19	8	2	48	12.0	18. Taeshaud Jackson-VMI	Fr	4	9	12	21	5.3	
19. Vonterius Woolbright-WCU	Sr	4	13	1	20	47	11.8	19. Sean Conway-VMI	Sr	4	7	13	20	5.0	
Tyzhaun Claude-WCU	Jr	4	15	2	15	47	11.8	Elijah Morgan-CIT	Jr	4	1	19	20	5.0	
21. Tre Jackson-WCU	Jr	4	16	14	0	46	11.5								
Jalen Haynes-ETSU	So	4	17	1	11	46	11.5								
23. Jackson Paveletzke-WOF	Fr	4	15	5	8	43	10.8								
Justice Smith-ETSU	So	4	16	2	9	43	10.8								
Messiah Jones-WOF	Sr	4	19	0	5	43	10.8								
Sean Conway-VMI	Sr	4	14	7	8	43	10.8								
27. Jordan King-ETSU	Sr	4	14	7	7	42	10.5								
28. Rickey Bradley-VMI	Fr	4	15	5	6	41	10.3								
29. Nathan Johnson-SAM	Sr	4	13	7	7	40	10.0								
A.J. Staton-McCray-SAM	So	3	10	2	8	30	10.0								

FIELD GOAL PCT						ASSISTS				
	Cl	G	FGM	FGA	Pct.		Cl	G	No.	Avg/G
1. Mikeal Brown-Jones-UNCG	Jr	4	20	30	.667	1. Vonterius Woolbright-WCU	Sr	4	24	6.0
Kyler Filewich-WOF	Jr	4	12	18	.667	2. Jalen Slawson-FUR	Sr	4	20	5.0
3. Logan Dye-SAM	Sr	4	27	43	.628	3. Jaron Rillie-SAM	So	4	17	4.3
4. A.J. Staton-McCray-SAM	So	3	10	17	.588	Jake Stephens-UTC	Sr	4	17	4.3
5. AJ Smith-CIT	Fr	4	15	26	.577	Dante Treacy-UNCG	Sr	4	17	4.3
6. Messiah Jones-WOF	Sr	4	19	34	.559	6. Tony Felder-VMI	Fr	4	15	3.8
7. Jalyn McCreary-MER	So	4	30	54	.556	7. Kobe Langley-UNCG	Sr	4	14	3.5
Rickey Bradley-VMI	Fr	4	15	27	.556	8. JP Pegues-FUR	So	4	13	3.3
Kamar Robertson-MER	Sr	3	10	18	.556	9. Mike Bothwell-FUR	Sr	4	12	3.0
10. Russell Jones Jr.-WCU	Jr	4	26	48	.542	Elijah Morgan-CIT	Jr	4	12	3.0
11. Tyler Houser-VMI	Fr	4	22	41	.537	11. Stephen Clark-CIT	Sr	4	11	2.8
12. Jermaine Marshall-SAM	Jr	4	21	40	.525	Jackson Paveletzke-WOF	Fr	4	11	2.8
13. Garrett Hien-FUR	Jr	4	14	27	.519	13. Jermaine Marshall-SAM	Jr	4	10	2.5
14. Jalen Slawson-FUR	Sr	4	15	29	.517	Keondre Kennedy-UNCG	Sr	4	10	2.5
15. Mike Bothwell-FUR	Sr	4	25	49	.510	Rickey Bradley-VMI	Fr	4	10	2.5
						Austin Ash-CIT	Sr	4	10	2.5
						Dalvin White-UTC	Sr	4	10	2.5

2022-23 Southern Conference
INDIVIDUAL BASKETBALL STATISTICS
Through games of Jan 10, 2023 (Conference games only)

FREE THROW PCT					
	Cl	G	FTM	FTA	Pct.
1. Shawn Walker Jr.-MER	Sr	4	9	9	1.000
2. Elijah Morgan-CIT	Jr	4	11	12	.917
3. Bas Leyte-UNCG	Sr	4	9	10	.900
Jamal Johnson-UTC	Sr	4	9	10	.900
5. A.J. Staton-McCray-SAM	So	3	8	9	.889
Jackson Paveletzke-WOF	Fr	4	8	9	.889
7. B.J. Mack-WOF	Sr	4	15	17	.882
8. Jaron Rillie-SAM	So	4	13	15	.867
9. Jalen Slawson-FUR	Sr	4	17	20	.850
10. Jake Stephens-UTC	Sr	4	20	24	.833
11. Sean Conway-VMI	Sr	4	8	10	.800
12. Keondre Kennedy-UNCG	Sr	4	11	14	.786
13. Mike Bothwell-FUR	Sr	4	13	17	.765
14. Logan Dye-SAM	Sr	4	15	20	.750
15. Stephen Clark-CIT	Sr	4	16	22	.727
Jamaal Walker-UTC	So	4	8	11	.727

STEALS				
	Cl	G	No.	Avg/G
1. Keyshaun Langley-UNCG	Sr	4	10	2.5
Russell Jones Jr.-WCU	Jr	4	10	2.5
3. Elijah Morgan-CIT	Jr	4	9	2.3
4. Jamal Johnson-UTC	Sr	4	8	2.0
A.J. Staton-McCray-SAM	So	3	6	2.0
6. Kobe Langley-UNCG	Sr	4	7	1.8
7. Asher Woods-VMI	Fr	4	6	1.5
Taeshaud Jackson-VMI	Fr	4	6	1.5
Jackson Paveletzke-WOF	Fr	4	6	1.5
10. Adam Silas-WOF	Fr	4	5	1.3
Dalvin White-UTC	Sr	4	5	1.3
Jaron Rillie-SAM	So	4	5	1.3
Rickey Bradley-VMI	Fr	4	5	1.3
Jake Stephens-UTC	Sr	4	5	1.3
Austin Ash-CIT	Sr	4	5	1.3
Tre Jackson-WCU	Jr	4	5	1.3
JP Pegues-FUR	So	4	5	1.3

3-POINT FG PCT					
	Cl	G	3FG	FGA	Pct.
1. Mikeal Brown-Jones-UNCG	Jr	4	4	5	.800
2. Ben VanderWal-FUR	Fr	4	7	11	.636
3. Jackson Price-CIT	So	4	5	9	.556
Rickey Bradley-VMI	Fr	4	5	9	.556
5. Russell Jones Jr.-WCU	Jr	4	12	22	.545
6. Logan Dye-SAM	Sr	4	10	19	.526
7. Jermaine Marshall-SAM	Jr	4	8	16	.500
Tyler Houser-VMI	Fr	4	8	16	.500
Bubba Parham-SAM	Sr	4	8	16	.500
Quinn Richey-SAM	Jr	4	4	8	.500
Kamar Robertson-MER	Sr	3	3	6	.500
12. Marcus Foster-FUR	Jr	4	14	29	.483
13. Jamal Johnson-UTC	Sr	4	17	36	.472
14. Tre Jackson-WCU	Jr	4	14	33	.424
15. B.J. Mack-WOF	Sr	4	8	20	.400
Kobe Langley-UNCG	Sr	4	4	10	.400

3-POINT FG MADE				
	Cl	G	3FG	Avg/G
1. Jamal Johnson-UTC	Sr	4	17	4.3
2. Tre Jackson-WCU	Jr	4	14	3.5
Marcus Foster-FUR	Jr	4	14	3.5
4. Austin Ash-CIT	Sr	4	12	3.0
Russell Jones Jr.-WCU	Jr	4	12	3.0
6. Keyshaun Langley-UNCG	Sr	4	11	2.8
7. Logan Dye-SAM	Sr	4	10	2.5
8. Jake Stephens-UTC	Sr	4	9	2.3
Keondre Kennedy-UNCG	Sr	4	9	2.3
10. Jermaine Marshall-SAM	Jr	4	8	2.0
Deanthony Tipler-ETSU	Sr	4	8	2.0
Tyler Houser-VMI	Fr	4	8	2.0
Bubba Parham-SAM	Sr	4	8	2.0
B.J. Mack-WOF	Sr	4	8	2.0
Asher Woods-VMI	Fr	4	8	2.0

BLOCKED SHOTS				
	Cl	G	No.	Avg/G
1. Jake Stephens-UTC	Sr	4	9	2.3
2. Jalen Slawson-FUR	Sr	4	6	1.5
Stephen Clark-CIT	Sr	4	6	1.5
4. Jaden Seymour-ETSU	So	4	4	1.0
Tyler Houser-VMI	Fr	4	4	1.0
Mohammed Abdulsalam-UNCG	Sr	4	4	1.0
Jermaine Marshall-SAM	Jr	4	4	1.0
Jalyn McCreary-MER	So	4	4	1.0
9. Jalen Haynes-ETSU	So	4	3	0.8
Jackson Sivills-WOF	So	4	3	0.8
Keondre Kennedy-UNCG	Sr	4	3	0.8
Mikeal Brown-Jones-UNCG	Jr	4	3	0.8
13. Braden Ilic-ETSU	Fr	3	2	0.7
14. Achor Achor-SAM	So	4	2	0.5
Bas Leyte-UNCG	Sr	4	2	0.5
A.J. Caldwell-UTC	Sr	4	2	0.5
Taeshaud Jackson-VMI	Fr	4	2	0.5
Logan Dye-SAM	Sr	4	2	0.5
Garrett Hien-FUR	Jr	4	2	0.5
Jamal Johnson-UTC	Sr	4	2	0.5
Dante Treacy-UNCG	Sr	4	2	0.5
Justice Smith-ETSU	So	4	2	0.5
Jackson Price-CIT	So	4	2	0.5

ASSIST/TURNOVER RATIO					
	Cl	G	Ast.	T/O	Ratio
1. Kobe Langley-UNCG	Sr	4	14	5	2.8
2. Vonterius Woolbright-WCU	Sr	4	24	10	2.4
3. Jalen Slawson-FUR	Sr	4	20	10	2.0
4. Dante Treacy-UNCG	Sr	4	17	9	1.9
5. JP Pegues-FUR	So	4	13	7	1.9
6. Jaron Rillie-SAM	So	4	17	10	1.7
Jake Stephens-UTC	Sr	4	17	10	1.7
8. Tony Felder-VMI	Fr	4	15	10	1.5
Elijah Morgan-CIT	Jr	4	12	8	1.5
10. Mike Bothwell-FUR	Sr	4	12	12	1.0

2022-23 Southern Conference
INDIVIDUAL BASKETBALL STATISTICS
Through games of Jan 10, 2023 (Conference games only)

OFFENSIVE REBOUNDS				
	Cl	G	No.	Avg/G
1. Jalen Haynes-ETSU	So	4	13	3.3
Tyzhaun Claude-WCU	Jr	4	13	3.3
Jaden Seymour-ETSU	So	4	13	3.3
4. Jake Stephens-UTC	Sr	4	12	3.0
5. Mikeal Brown-Jones-UNCG	Jr	4	11	2.8
6. Stephen Clark-CIT	Sr	4	10	2.5
Jah Quinones-MER	Fr	4	10	2.5
Marcus Foster-FUR	Jr	4	10	2.5
9. Taeshaud Jackson-VMI	Fr	4	9	2.3
Jalyn McCreary-MER	So	4	9	2.3
Messiah Jones-WOF	Sr	4	9	2.3
12. Logan Dye-SAM	Sr	4	8	2.0
Jamaal Walker-UTC	So	4	8	2.0
14. Kyler Filewich-WOF	Jr	4	7	1.8
Sean Conway-VMI	Sr	4	7	1.8
Jermaine Marshall-SAM	Jr	4	7	1.8

DEFENSIVE REBOUNDS				
	Cl	G	No.	Avg/G
1. Jake Stephens-UTC	Sr	4	33	8.3
2. Jermaine Marshall-SAM	Jr	4	28	7.0
3. Vonterius Woolbright-WCU	Sr	4	27	6.8
4. Justice Smith-ETSU	So	4	23	5.8
Keondre Kennedy-UNCG	Sr	4	23	5.8
6. Stephen Clark-CIT	Sr	4	22	5.5
Mohammed Abdulsalam-UNCG	Sr	4	22	5.5
Jalen Slawson-FUR	Sr	4	22	5.5
9. Jaden Seymour-ETSU	So	4	21	5.3
B.J. Mack-WOF	Sr	4	21	5.3
11. Jalyn McCreary-MER	So	4	20	5.0
12. Elijah Morgan-CIT	Jr	4	19	4.8
Messiah Jones-WOF	Sr	4	19	4.8
Logan Dye-SAM	Sr	4	19	4.8
15. Mikeal Brown-Jones-UNCG	Jr	4	18	4.5

MINUTES PLAYED				
	Cl	G	No.	Avg/G
1. Austin Ash-CIT	Sr	4	156	39.0
2. Asher Woods-VMI	Fr	4	150	37.5
3. Stephen Clark-CIT	Sr	4	144	36.0
4. Jake Stephens-UTC	Sr	4	142	35.5
5. Mike Bothwell-FUR	Sr	4	141	35.2
6. JP Pegues-FUR	So	4	138	34.5
7. Tre Jackson-WCU	Jr	4	137	34.2
8. Russell Jones Jr.-WCU	Jr	4	136	34.0
9. Jordan King-ETSU	Sr	4	132	33.0
10. Elijah Morgan-CIT	Jr	4	131	32.8
11. Vonterius Woolbright-WCU	Sr	4	130	32.5
Sean Conway-VMI	Sr	4	130	32.5
13. Jackson Paveletzke-WOF	Fr	4	129	32.2
14. Corey Tripp-WOF	So	4	128	32.0
Jamal Johnson-UTC	Sr	4	128	32.0
16. Rickey Bradley-VMI	Fr	4	127	31.8
17. Keyshaun Langley-UNCG	Sr	4	126	31.5
18. Keondre Kennedy-UNCG	Sr	4	122	30.5
19. Jaron Rillie-SAM	So	4	121	30.3
Jermaine Marshall-SAM	Jr	4	121	30.3
21. B.J. Mack-WOF	Sr	4	120	30.0
Nathan Johnson-SAM	Sr	4	120	30.0
23. Marcus Foster-FUR	Jr	4	119	29.8
24. Logan Dye-SAM	Sr	4	118	29.5
25. Bubba Parham-SAM	Sr	4	116	29.0
26. A.J. Caldwell-UTC	Sr	4	115	28.8
27. Shawn Walker Jr.-MER	Sr	4	114	28.5
28. Deanthony Tipler-ETSU	Sr	4	113	28.3
Jaden Seymour-ETSU	So	4	113	28.3
30. Jalen Slawson-FUR	Sr	4	111	27.8
Justice Smith-ETSU	So	4	111	27.8

2022-23 Southern Conference
Conference Team Highs
Through games of Jan 10, 2023 (Conference games only)

TEAM HIGHS (highest totals made by)

Points	97	Furman vs The Citadel (01/04/23)
	87	Samford vs VMI (01/04/23)
Margin	29 (80-51)	Chattanooga at Mercer (12/31/22)
	28 (73-45)	Western Carolina vs Mercer (01/07/23)
Field goals made	32	Furman vs The Citadel (01/04/23)
	31	Wofford vs The Citadel (01/07/23)
Field goal attempts	65	Chattanooga at The Citadel (12/29/22)
	64	Furman vs VMI (12/29/22)
Field goal percentage	.582 (32-55)	Furman vs The Citadel (01/04/23)
	.534 (31-58)	Wofford vs The Citadel (01/07/23)
3-Pt FG made	16	Furman vs VMI (12/29/22)
	16	VMI at Chattanooga (01/07/23)
3-Pt FG attempts	40	Furman vs VMI (12/29/22)
	39	Chattanooga at The Citadel (12/29/22)
3-Pt percentage	.615 (16-26)	VMI at Chattanooga (01/07/23)
	.565 (13-23)	Samford vs Mercer (12/28/22)
Free throws made	29	Samford at The Citadel (12/31/22)
	21	Furman vs The Citadel (01/04/23)
Free throw attempts	34	Samford at The Citadel (12/31/22)
	30	The Citadel at Furman (01/04/23)
Free throw percentage	1.000 (11-11)	VMI at Furman (12/29/22)
	.900 (9-10)	Furman at ETSU (01/07/23)
Rebounds	46	Western Carolina vs Mercer (01/07/23)
	44	UNCG at Western Carolina (12/29/22)
Assists	25	Furman vs VMI (12/29/22)
	23	Furman vs The Citadel (01/04/23)
Steals	11	Chattanooga at The Citadel (12/29/22)
	10	VMI at Samford (01/04/23)
	10	Wofford vs The Citadel (01/07/23)
Blocked shots	7	Chattanooga at The Citadel (12/29/22)
	5	The Citadel vs Chattanooga (12/29/22)
	5	UNCG at Western Carolina (12/29/22)
	5	UNCG at Wofford (12/31/22)
	5	Chattanooga vs VMI (01/07/23)
	5	Mercer at Western Carolina (01/07/23)
Turnovers	18	ETSU vs Western Carolina (01/04/23)
	17	Wofford vs UNCG (12/31/22)
	17	VMI at Chattanooga (01/07/23)
Fouls	25	The Citadel vs Samford (12/31/22)
	23	Furman vs The Citadel (01/04/23)

2022-23 Southern Conference
Conference Individual Highs
Through games of Jan 10, 2023 (Conference games only)

INDIVIDUAL PLAYER GAME HIGHS

Points	37		Jake Stephens (Chattanooga) vs VMI (01/07/23)
	27		Mike Bothwell (Furman) vs The Citadel (01/04/23)
Field goals made	11		Jake Stephens (Chattanooga) vs VMI (01/07/23)
	10		Jalyn McCreary (Mercer) at Samford (12/28/22)
Field goal attempts	10		Mike Bothwell (Furman) vs The Citadel (01/04/23)
	20		Keyshaun Langley (UNCG) at Wofford (12/31/22)
	18		Jake Stephens (Chattanooga) at The Citadel (12/29/22)
	18		Marcus Foster (Furman) at ETSU (01/07/23)
Field goal percentage	.800	(8-10)	Mikeal Brown-Jones (UNCG) at Western Carolina (12/29/22)
	.727	(8-11)	Garrett Hien (Furman) at Western Carolina (12/31/22)
3-Pt FG made	7		Marcus Foster (Furman) vs VMI (12/29/22)
	6		Jamal Johnson (Chattanooga) at The Citadel (12/29/22)
3-Pt FG attempts	13		Keyshaun Langley (UNCG) at Wofford (12/31/22)
	12		Marcus Foster (Furman) vs VMI (12/29/22)
	12		Austin Ash (The Citadel) at Wofford (01/07/23)
3-Pt percentage	.833	(5-6)	Jake Stephens (Chattanooga) vs VMI (01/07/23)
	.714	(5-7)	Jermaine Marshall (Samford) vs Mercer (12/28/22)
	.714	(5-7)	Russell Jones Jr. (Western Carolina) at ETSU (01/04/23)
Free throws made	10		Jake Stephens (Chattanooga) vs VMI (01/07/23)
	9		Jaron Rillie (Samford) at The Citadel (12/31/22)
Free throw attempts	13		Jake Stephens (Chattanooga) vs VMI (01/07/23)
	11		Vonterius Woolbright (Western Carolina) vs UNCG (12/29/22)
	11		Stephen Clark (The Citadel) at Furman (01/04/23)
Free throw percentage	1.000	(9-9)	Jaron Rillie (Samford) at The Citadel (12/31/22)
	1.000	(8-8)	B.J. Mack (Wofford) vs ETSU (12/29/22)
Rebounds	15		Jalyn McCreary (Mercer) vs Chattanooga (12/31/22)
	15		Jake Stephens (Chattanooga) vs VMI (01/07/23)
Assists	10		Jaron Rillie (Samford) vs Mercer (12/28/22)
	8		Jalen Slawson (Furman) vs VMI (12/29/22)
	8		Vonterius Woolbright (Western Carolina) vs Furman (12/31/22)
	8		Dante Treacy (UNCG) at Wofford (12/31/22)
Steals	5		Keyshaun Langley (UNCG) vs Chattanooga (01/04/23)
	4		Jaron Rillie (Samford) vs Mercer (12/28/22)
	4		Taeshaud Jackson (VMI) at Samford (01/04/23)
	4		Elijah Morgan (The Citadel) at Wofford (01/07/23)
Blocked shots	5		Jake Stephens (Chattanooga) at The Citadel (12/29/22)
	4		Stephen Clark (The Citadel) vs Chattanooga (12/29/22)
Turnovers	7		Asher Woods (VMI) at Chattanooga (01/07/23)
	5		Mohammed Abdulsalam (UNCG) at Western Carolina (12/29/22)
	5		Jackson Paveletzke (Wofford) vs UNCG (12/31/22)
	5		Logan Dye (Samford) vs VMI (01/04/23)
	5		Justice Smith (ETSU) vs Furman (01/07/23)