



SOUTHERN CONFERENCE MEN'S BASKETBALL 2019-20

702 North Pine Street, Spartanburg, SC 29303 • 864-591-5100 • Fax: 864-591-3448

Phil Perry, Assistant Commissioner for Media Relations (MBK contact)

facebook.com/SouthernConference • twitter.com/SoConSports • instagram.com/SouthernConference

2019-20 SOUTHERN CONFERENCE BASKETBALL STANDINGS

	Conference					Overall					
	W-L	Pct.	H	A	ST	W-L	Pct.	H	A	N	ST
ETSU	16-2	0.889	8-1	8-1	W9	27-4	0.871	16-1	11-3	0-0	W9
Furman	15-3	0.833	8-1	7-2	W3	25-6	0.806	14-1	10-5	1-0	W3
UNCG	13-5	0.722	7-2	6-3	L2	23-8	0.742	14-4	9-4	0-0	L2
Mercer	11-7	0.611	5-4	6-3	W4	17-14	0.548	9-6	8-6	0-2	W4
Western Carolina	10-8	0.556	5-4	5-4	L1	18-11	0.621	10-4	8-7	0-0	L1
Chattanooga	10-8	0.556	5-4	5-4	W2	19-12	0.613	10-4	7-8	2-0	W2
Wofford	8-10	0.444	5-4	3-6	L7	16-15	0.516	10-5	6-10	0-0	L7
Samford	4-14	0.222	2-7	2-7	W1	10-22	0.313	7-8	3-14	0-0	W1
VMI	3-15	0.167	1-8	2-7	L3	8-23	0.258	5-10	2-12	1-1	L3
The Citadel	0-18	0.000	0-9	0-9	L18	6-23	0.207	3-11	3-12	0-0	L18

SoCON CHAMPIONSHIP SCHEDULE

Friday, March 6 (ESPN+)

Game 1 - (8) Samford vs. (9) VMI, 5 p.m.

Game 2 - (7) Wofford vs. (10) The Citadel, 7:30 p.m.

Saturday, March 7 (ESPN+/Nexstar)

Game 3 - (1) ETSU vs. Game 1 winner, 12 p.m.

Game 4 - (4) Mercer vs. (5) Western Carolina, 2:30 p.m.

Game 5 - (2) Furman vs. Game 2 winner, 6 p.m.

Game 6 - (3) UNCG vs. (6) Chattanooga, 8:30 p.m.

Sunday, March 8 (ESPN+/Nexstar)

Game 7 - Game 3 winner vs. Game 4 winner, 4 p.m.

Game 8 - Game 5 winner vs. Game 6 winner, 6:30 p.m.

Monday, March 9 (ESPN)

Championship game, 7 p.m.

SoCON CHAMPIONSHIP SCHEDULE

Coaches

Player of the Year

Isaiah Miller, Jr., G, UNCG

Freshman of the Year

Keyshaun Langley, G, UNCG

Travis Eevee, G, VMI

Defensive Player of the Year

Isaiah Miller, Jr., G, UNCG

Coach of the Year

Steve Forbes, ETSU

First team

Bo Hodges, ETSU

Jordan Lyons, Furman

Isaiah Miller, UNCG

Carlos Dotson, Western Carolina

Mason Faulkner, Western Carolina

Second team

Tray Boyd III, ETSU

Djordje Dimitrijevic, Mercer

Ethan Stair, Mercer

Matt Ryan, Chattanooga

Nathan Hoover, Wofford

Third team

Noah Gurley, Furman

Clay Mounce, Furman

James Dickey, UNCG

Josh Sharkey, Samford

Ramon Vila, Chattanooga

All-freshman team

Fletcher Abee, The Citadel

Kamar Robertson, Mercer

Keyshaun Langley, UNCG

Travis Eevee, VMI

Messiah Jones, Wofford

SoCon Sports Media Association (SCSMA)

Malcolm U. Pitt Player of the Year

Isaiah Miller, Jr., G, UNCG

Freshman of the Year

Travis Eevee, G, VMI

Anton Foy Coach of the Year

Steve Forbes, ETSU

First team

Tray Boyd III, ETSU

Jordan Lyons, Furman

Djordje Dimitrijevic, Mercer

Isaiah Miller, UNCG

Carlos Dotson, Western Carolina

Second team

Bo Hodges, ETSU

Ethan Stair, Mercer

Josh Sharkey, Samford

Matt Ryan, Chattanooga

Mason Faulkner, Western Carolina

Third team

Noah Gurley, Furman

Clay Mounce, Furman

James Dickey, UNCG

Ramon Vila, Chattanooga

Nathan Hoover, Wofford

All-freshman team

Fletcher Abee, The Citadel

Kamar Robertson, Mercer

Keyshaun Langley, UNCG

Travis Eevee, VMI

Messiah Jones, Wofford



Isaiah Miller, Jr., G, UNCG
Player of the Year (consensus)
Defensive Player of the Year



Keyshaun Langley, UNCG
Freshman of the Year (coaches)



Travis Eevee, VMI
Freshman of the Year (consensus)



Steve Forbes, ETSU
Coach of the Year (consensus)

2020 Ingles Southern Conference Men's Basketball Championship

presented by General Shale

MARCH 6-9 • HARRAH'S CHEROKEE CENTER ASHEVILLE
ASHEVILLE, N.C.

FRIDAY
MARCH 6

SATURDAY
MARCH 7

SUNDAY
MARCH 8

MONDAY
MARCH 9



PRESENTED BY: **General Shale**

No. 8 Samford

Session 1, Game 1
March 6, 5 p.m.



No. 9 VMI

Session 2, Game 3
March 7, 12 p.m.



No. 1 ETSU

No. 4 Mercer

Session 2, Game 4
March 7, 2:30 p.m.



No. 5 Western Carolina

Session 4, Game 7
March 8, 4 p.m.



CHAMPIONSHIP GAME
Session 5, Game 9
March 9, 7 p.m.



No. 7 Wofford

Session 1, Game 2
March 6, 7:30 p.m.



No. 10 The Citadel

Session 3, Game 5
March 7, 6 p.m.



No. 2 Furman

No. 3 UNC Greensboro

Session 3, Game 6
March 7, 8:30 p.m.



No. 6 Chattanooga

Session 4, Game 8
March 8, 6:30 p.m.



WATCH AND LISTEN

Nexstar affiliates (Games 3-8):

EJHL (Tri-Cities)
WMUB (Macon)
WWCW (Lynchburg/Roanoke)
WYCW (Greenville/Spartanburg/Asheville)

Games 1-8 on ESPN+
Games 3-8 on Nexstar
Play-by-play: Pete Yanity
Analyst: Dean Keener
Sideline: Erin Summers

Championship game on ESPN

Play-by-play: Mike Morgan
Analyst: Mark Wise

Championship game
on Westwood One
Play-by-play: Craig Way
Analyst: Jon Crispin

The Westwood One broadcast can be heard on several platforms: on regular radio stations across the country; on the Westwood One Channels via the TuneIn mobile app; streamed online for free at westwoodonesports.com; on Sirius Channel 134/XM Channel 210

CONFERENCE NEWS AND NOTES

• This year's tournament is the 100th edition of the Southern Conference tournament, which debuted in 1921.

• Regular-season champion ETSU is the No. 1 seed in the Ingles SoCon Basketball Championship presented by General Shale. The Bucs' No. 1 seed is their first since the 2003-04 season, when they were the top seed in the North Division.

• The Bucs own a 27-4 overall record, a program record for regular-season wins, and posted a 16-2 SoCon mark. The regular-season title is ETSU's ninth in the SoCon and first since 2016-17. The Bucs are chasing their eighth SoCon tournament title and first since 2017. ETSU played in three straight title games from 2016-18.

• Should ETSU win the SoCon tournament, the Bucs would become just the fourth team in league history to reach 30 wins in a season, joining Wofford, which did it last year, and North Carolina (1945-46) and NC State (1950-51).

• Furman is the No. 2 seed. At 25-6 overall and 15-3 in the SoCon, the Paladins claimed a top-three seed for the fifth straight season and have matched the school record for wins. Furman has reached the semifinals of the tournament in each of the last two seasons and is seeking its first tournament title and NCAA appearance since 1980.

• No. 3 seed UNCG has appeared in three straight SoCon tournament title games, winning in 2018. The Spartans enter postseason play with a 23-8 overall record.

• In the Spartans' final regular-season game, senior James Dickey surpassed 1,000 points for his career, became UNCG's career rebounding leader (1,049) and became just the second player in SoCon history with 1,000 points, 1,000 rebounds and 200 blocked in his career, joining former Spartan Kyle Hines, whose program rebounding record he broke.

• No. 6 seed Chattanooga would reach 20 wins on the season if it were to knock off the Spartans on Saturday. The Mocs would become the SoCon's fourth 20-win team if that were to happen, which would mark the fourth straight season that the league has boasted four 20-win squads.

• Western Carolina (18), Mercer (17) and Wofford (16) could also potentially reach 20 wins this weekend.

• ETSU, Mercer, Chattanooga and Western Carolina have all surpassed their overall win totals from last season.

• No. 7 seed Wofford is the defending tournament champion. The Terriers captured the SoCon tournament after an undefeated run through the league in the regular season in 2018-19 and went on to earn their first NCAA tournament win in program history.

• The Terriers will have to win four games to defend their crown, a feat not accomplished since Clemson did it in 1939.

SoCon COACHING RECORDS

Coach, school	Career (yrs.)	School (yrs.)	SoCon (yrs.)
Duggar Baucom, The Citadel	239-283 (17th)	51-105 (5th)	23-86 (6th)
Steve Forbes, ETSU	293-103 (12th)	127-43 (5th)	71-19 (5th)
Bob Richey, Furman	73-25 (3rd)	Same	41-13 (3rd)
Greg Gary, Mercer	33-58 (3rd)	17-14 (1st)	11-7 (1st)
Wes Miller, UNCG	164-125 (9th)	Same	96-61 (9th)
Scott Padgett, Samford	84-114 (6th)	Same	34-74 (6th)
Lamont Paris, Chattanooga	41-55 (3rd)	Same	20-34 (3rd)
Dan Earl, VMI	43-110 (5th)	Same	18-72 (5th)
Mark Prosser, Western Carolina	30-59 (3rd)	25-36 (2nd)	14-22 (2nd)
Jay McAuley, Wofford	16-15 (1st)	Same	8-10 (1st)

SoCon PLAYERS OF THE WEEK

PRESENTED BY **GEICO**

Nov. 12.....	Kaleb Hunter, So., G, UNCG
Nov. 19.....	Mason Faulkner, R-Jr., G, WCU
Nov. 26.....	Mason Faulkner, R-Jr., G, WCU
Dec. 3.....	Clay Mounce, Jr., F, FUR
Dec. 10.....	Carlos Dotson, Sr., F, WCU
Dec. 17.....	Ethan Stair, R-Sr., G, MER
Dec. 24.....	Jeremy Rodriguez, R-Sr., F, ETSU
Jan. 7.....	Jordan Lyons, Sr., G, FUR
Jan. 14.....	Kaelon Harris, Sr., F/G, CIT
Jan. 21.....	Djordje Dimitrijevic, Sr., G, MER
Jan. 28.....	Bo Hodges, Jr., G, ETSU
Feb. 4.....	Chevez Goodwin, Jr., F/C, WOF
Feb. 11.....	Jordan Lyons, Sr., G, FUR
Feb. 18.....	Carlos Dotson, Sr., F, WCU
Feb. 25.....	Jeff Gary, R-So., G, MER
March 2.....	Ethan Stair, R-Sr., G, MER

SoCon PLAYERS OF THE MONTH

November.....	Ethan Stair, R-Sr., G, MER
December.....	Josh Sharkey, Sr., G, SAM
January.....	Isaiah Miller, Jr., G, UNCG
February.....	Carlos Dotson, Sr., F, WCU

GENERAL SHALE SoCon STUDENT-ATHLETE OF THE WEEK

Dec. 18.....	Ethan Stair, R-Sr., G, MER
Jan. 15.....	Djordje Dimitrijevic, Sr., G, MER

Did you know?

• ETSU's win at LSU on Dec. 18, coupled with Wofford's 68-64 win over then-No. 17 North Carolina on Dec. 14, gave the SoCon two wins over Power 5 schools in the span of four days, a feat the league has now accomplished twice in three seasons. In 2017, UNCG beat NC State 81-76 on Dec. 16, followed by Wofford defeating No. 5 North Carolina 79-75 on Dec. 20.

• Western Carolina guard Mason Faulkner's triple-double against North Carolina A&T on Nov. 12 (13 points, 10 rebounds, 10 assists) was the first by a SoCon player since Chattanooga's Keegan Bell went for 12 points, 10 boards and 10 assists at College of Charleston on Dec. 3, 2011.

• Southern Conference Commissioner Jim Schaus has a familial connection to the Southern Conference, as his father, former Los Angeles Lakers coach Fred Schaus, was the men's basketball coach at West Virginia from 1954-60, earning SoCon Coach of the Year honors four times in that six-year span and still ranking in the top 20 in career wins by a league coach.

SoCon 20-WIN SUCCESS

• The SoCon boasts three 20-game winners in ETSU, Furman and UNCG.

• ETSU has reached the milestone in a school-record five straight seasons, a streak that is tied for the fifth-longest in SoCon history. Furman and UNCG have both turned in four straight 20-win seasons, school records for both squads and tied for seventh in SoCon history.

Consecutive 20-win seasons, SoCon history

School	No.	From	To
West Virginia	8	1955-56	1962-63
Chattanooga	8	1980-81	1987-88
NC State	7	1946-47	1953-54
College of Charleston	6	1998-99	2003-04
Davidson	5	2004-05	2008-09
ETSU	5	2015-16	present
Davidson	4	1962-63	1965-66
ETSU	4	1988-89	1991-92
Furman	4	2016-17	present
UNCG	4	2016-17	present

• That level of collective success is unprecedented in league history. Since the SoCon's first season in 1921-22, there had never been an instance of the same three teams reaching the 20-win mark in consecutive seasons until ETSU, Furman and UNCG did so in 2016-17 and again 2017-18; now, they've run that streak to a collective four straight seasons.

• Should another team join them with 20 wins, that would give the SoCon four teams with 20 wins for the fourth straight season, a feat that has never been accomplished in league history. In fact, prior to the recent run, the SoCon only had two other seasons in which four teams reached the plateau - 1952-53 (Furman, NC State, Richmond and Wake Forest) and 2009-10 (Appalachian State, College of Charleston, Western Carolina and Wofford).

Preseason predictions

ETSU is the preseason favorite to win the 2019-20 Southern Conference men's basketball title in polling of the league's 10 men's basketball coaches and media. UNC Greensboro junior guard Isaiah Miller is the coaches' pick for preseason player of the year.

Preseason Player of the Year

Isaiah Miller, Jr., G, UNCG

Preseason All-Southern Conference Team

Bo Hodges, Jr., G, ETSU
 Jeremy Rodriguez, R-Sr., F, ETSU
 Daivien Williamson, So., G, ETSU
 Jordan Lyons, Sr., G, Furman
 Ross Cummings, Sr., G, Mercer
 James Dickey, R-Sr., F, UNCG
 Isaiah Miller, Jr., G, UNCG
 Josh Sharkey, Sr., G, Samford
 Carlos Dotson, Sr., F, Western Carolina
 Nathan Hoover, Sr., G, Wofford

Coaches poll	Media poll		
Team (1st)	Total	Team (1st)	Total
1. ETSU (8)	80	1. ETSU (20)	286
2. UNCG (2)	74	2. UNCG (6)	264
3. Furman	61	3. Furman (4)	245
4. Wofford	52	4. Wofford	216
5. Samford	48	5. Samford	169
6. Chattanooga	41	6. Chattanooga	128
7. Western Carolina	38	7. Western Carolina	117
8. Mercer	29	8. Mercer	115
9. The Citadel	16	9. The Citadel	70
10. VMI	11	10. VMI	40

COLLEGEINSIDER.COM MID-MAJOR TOP 25

Team	PS	N11	N18	N25	D2	D9	D16	D23	D30	J6	J13	J20	J27	F3	F10	F17	F24	M2
Gonzaga (31)	1	1	1	1	1	1	1	1	1	1	1	1	1	1	1	1	1	1
ETSU	3	3	2	3	3	5	5	5	5	7	6	6	4	5	3	2	2	2
BYU	13	14	7	10	10	16	16	11	10	10	10	11	13	10	8	7	3	3
Yale	-	-	-	-	20	11	11	6	6	6	4	4	3	2	4	5	4	4
Northern Iowa	-	-	14	7	5	3	3	3	4	5	3	3	5	3	2	3	7	5
Stephen F. Austin	-	-	-	-	8	9	9	8	8	8	11	9	9	8	9	9	8	6
Saint Mary's	2	2	5	4	4	4	4	4	3	4	5	5	2	4	5	4	6	7
Liberty	6	5	4	2	2	2	2	2	2	2	2	2	7	6	6	6	5	8
Furman	15	7	6	8	6	10	10	9	9	3	7	8	8	7	7	8	11	9
New Mexico State	5	6	12	13	14	-	-	-	25	22	20	18	14	11	11	11	10	10
Wright State	12	10	17	12	12	17	17	13	13	11	15	10	10	12	12	12	14	11
Vermont	4	4	3	5	9	13	14	16	17	15	25	25	20	18	13	13	15	12
Belmont	8	21	9	9	15	7	7	12	12	17	17	15	-	-	20	16	16	13
Hofstra	-	-	-	22	25	-	-	-	24	-	24	-	-	24	21	15	13	14
Little Rock	-	-	-	-	-	-	-	-	-	-	-	25	19	14	21	18	15	-
Murray State	18	17	20	16	-	-	-	-	-	-	24	19	13	16	17	19	16	-
Bowling Green	9	9	8	6	7	6	6	18	19	24	22	21	18	15	17	18	17	17
Akron	-	-	-	-	-	-	-	-	19	14	16	12	16	15	14	12	18	-
Loyola Chicago	-	-	-	-	-	-	-	-	-	-	23	-	-	-	-	20	23	19
UNCG	16	16	-	25	19	12	12	7	7	9	9	7	6	9	10	10	9	20
Harvard	7	8	13	11	24	18	18	14	14	14	13	13	11	23	24	25	24	21
Texas State	-	-	-	-	-	-	-	-	-	-	-	-	-	-	-	-	-	22
Colgate	11	11	16	17	11	25	23	20	20	18	16	17	15	20	19	24	22	23
Indiana State	-	-	-	-	-	-	-	-	-	-	-	-	-	-	-	-	-	24
UC Irvine	14	15	11	-	-	-	-	-	-	-	-	-	-	-	-	-	-	25

South Dakota State	-	-	-	-	-	-	-	-	-	-	-	-	-	-	-	23	20	-
Austin Peay	-	-	-	-	-	-	-	-	-	-	-	21	17	22	19	21	-	-
Montana	-	-	-	-	-	-	-	-	-	-	-	-	-	-	-	-	25	-
Winthrop	-	-	-	-	-	-	-	-	-	-	-	24	21	18	22	-	-	-
Pacific	-	-	-	-	-	-	-	24	-	16	18	20	-	-	23	-	-	-
Northern Illinois	-	-	-	-	-	-	-	-	-	-	-	-	-	-	25	-	-	-
Kent State	-	-	22	14	16	8	8	10	11	13	8	12	16	14	-	-	-	-
Santa Clara	-	-	-	-	-	-	21	15	15	12	12	14	17	22	-	-	-	-
William & Mary	-	-	-	-	-	-	-	-	-	25	19	22	23	25	-	-	-	-
San Francisco	-	-	-	20	21	23	20	21	16	-	21	19	22	-	-	-	-	-
Stony Brook	-	-	-	-	-	-	-	-	-	23	-	-	-	-	-	-	-	-
Delaware	-	-	24	19	13	14	15	17	18	20	-	-	-	-	-	-	-	-
UCSB	21	22	25	-	-	21	-	-	-	21	-	-	-	-	-	-	-	-
Drake	-	-	-	-	22	-	-	22	23	-	-	-	-	-	-	-	-	-
Penn	20	20	15	15	18	-	25	22	21	-	-	-	-	-	-	-	-	-
Buffalo	22	-	-	24	22	19	24	23	23	-	-	-	-	-	-	-	-	-
Toledo	23	23	18	18	17	15	13	19	-	-	-	-	-	-	-	-	-	-
Evansville	-	-	10	23	23	20	19	25	-	-	-	-	-	-	-	-	-	-
Northern Kentucky	-	-	-	-	-	24	22	-	-	-	-	-	-	-	-	-	-	-
Charleston	17	13	19	21	-	-	-	-	-	-	-	-	-	-	-	-	-	-
Missouri State	10	12	21	-	-	-	-	-	-	-	-	-	-	-	-	-	-	-
Illinois State	-	18	23	-	-	-	-	-	-	-	-	-	-	-	-	-	-	-
North Dakota State	19	19	-	-	-	-	-	-	-	-	-	-	-	-	-	-	-	-
South Alabama	25	24	-	-	-	-	-	-	-	-	-	-	-	-	-	-	-	-
Northeastern	-	25	-	-	-	-	-	-	-	-	-	-	-	-	-	-	-	-
Iona	24	-	-	-	-	-	-	-	-	-	-	-	-	-	-	-	-	-

NET RANKINGS (AS OF MARCH 5)

41.....ETSU
68.....Furman
79.....UNC Greensboro
136.....Western Carolina
157.....Chattanooga
162.....Wofford
187.....Mercer
295.....VMI
320.....Samford
338.....The Citadel

THE SOCON VS. RANKED TEAMS

Wofford's 68-64 win at No. 17 North Carolina on Dec. 15 was the Southern Conference's third road win over a top-25 team in as many seasons and the Terriers' second over a ranked UNC squad in the last three seasons.

Last season, Furman beat No. 8 Villanova and in 2017, Wofford downed then-No. 5 North Carolina. Coincidentally, Villanova and North Carolina were both defending national champions in those games.

Southern Conference ranked wins since 1997-98

SoCon	Opp.	Score	Date
Wofford	#17 North Carolina	68-64	12/15/19
Furman	#8 Villanova	76-68 (OT)	11/17/18
Wofford	#5 North Carolina	79-75	12/20/17
Col. of Charleston	#21 Baylor	63-59	11/24/12
Davidson	#12 Kansas	80-74	12/19/11
Col. of Charleston	#9 North Carolina	82-79 (OT)	1/4/10
#23 Davidson	#24 Gonzaga	82-76	3/21/08
#23 Davidson	#8 Georgetown	74-70	3/23/08
#23 Davidson	#6 Wisconsin	73-56	3/28/08
Col. of Charleston	#3 North Carolina	66-64	12/5/98

NATIONAL/REGIONAL RECOGNITION

CoSIDA Academic All-District

District 3
Onno Steger, Sr., F, Western Carolina
District 4
Djordje Dimitrijevic, Sr., G, Mercer
Storm Murphy, Jr., G, Wofford

Lou Henson Award preseason watch list

Jeromy Rodriguez, R-Sr., F, ETSU
Jordan Lyons, Sr., G, Furman
Isaiah Miller, Jr., G, UNCG

Lou Henson Award midseason watch list

Jeromy Rodriguez, R-Sr., F, ETSU
Jordan Lyons, Sr., G, Furman
Isaiah Miller, Jr., G, UNCG
Josh Sharkey, Sr., G, Samford
Mason Faulkner, R-Jr., G, Western Carolina

Lou Henson Award National Player of the Week

Mason Faulkner, R-Jr., G, WCU Nov. 25, 2019

Lute Olson Award midseason watch list

Isaiah Miller, Jr., G, UNCG

NABC Team of the Week

Mercer Feb. 4, 2020

Senior CLASS Award candidate

Ethan Stair, R-Sr., G, Mercer

SoCon RECORD BOOK

INDIVIDUAL

Coaching wins at a SoCon school

1.	447	Bob McKillip, DAV (1992-14)
2.	299	Mike Young, WOF (2002-19)
3.	243	Mack McCarthy, UTC (1985-97)
	243	Burton Shipley, MD (1923-47)
5.	230	Bill Reinhart, GW (1935-42; 1949-66)
6.	226	Eddie Cameron, Duke (1928-42)
	226	Bobby Cremins, APP (1975-81); CofC (2006-12)
8.	223	Lyles Alley, FUR (1945-49; 1950-66)
9.	213	Les Robinson, CIT (1974-85); ETSU (1985-90)
10.	205	Murray Greason, WF (1935-53)
11.	194	Norman Shepard, UNC (1923-24); DAV (1937-49)
12.	193	Larry Hunter, WCU (2005-18)
13.	187	Everett Case, NCSU (1946-53)
14.	176	Lefty Driesell, DAV (1960-69)
15.	148	Malcolm U. Pitt, RICH (1928-52)
16.	164	Wes Miller, UNCG (2011-present)
17.	148	Herman J. Stegeman, UGA (1921-31)
18.	147	Lester Hooker Jr., RICH (1952-63)
19.	146	Fred Schaus, WVU (1954-60)
20.	145	Steve Cottrell, WCU (1977-87)
	145	John Shulman, UTC (2004-13)
22.	142	Joe Williams, FUR (1970-78)
23.	141	Tom Scott, UNC (1946-52); DAV (1955-60)
24.	139	Ron Shumate, UTC (1972-79)
	139	Tom Apke, APP (1986-96)

Coaching wins per season (min. two seasons)

	Avg.	Wins	Yrs.		
1.	26.7	187	7	Everett Case, NCSU	1946-53
2.	26.0	52	2	Ben Carnevale, UNC	1944-46
3.	25.4	127	5	Steve Forbes, ETSU	2015-pr.
4.	24.3	146	6	Fred Schaus, WVU	1954-60
	24.3	73	3	Bob Richey, FUR	2017-pr.
6.	23.8	95	4	John Kresse, CofC	1998-02

3-point field goals made

Game			
1.	15	Keith Veney, MAR vs. Morehead*	12/16/96
	15	Jordan Lyons, FUR vs. NGU*	11/15/18
3.	11	Elton Nesbitt, GSU vs. UTC	1/17/05
	11	Fletcher Magee, WOF at UTC	2/17/18
	11	Patrick Good, ETSU at WCU	1/26/19
6.	10	10 times. Last:	
		Jordan Lyons, FUR at VMI	1/1/20

Career

1.	509	Fletcher Magee, WOF*	2015-19
2.	414	Stephen Curry, DAV	2006-09
3.	396	Andrew Goude-lock, CofC	2007-11
	396	Francis Alonso, UNCG	2015-19
3.	358	Donald Sims, APP	2007-11
6.	324	Matt Frierson, CIT	2015-19
7.	312	Karl Cochran, WOF	2011-15
8.	299	Ian Chadwick, WOF	1997-01
9.	295	Zach Urbanus, CIT	2007-11
10.	293	Nathan Hoover, WOF	2016-pr.
11.	286	Jordan Lyons, FUR	2016-pr.

Blocked shots

Career			
1.	349	Kyle Hines, UNCG	2004-08
2.	308	Rans Brempong, WCU	2001-05
3.	270	Justin Tuoyo, UTC	2014-17
4.	269	George Singleton, FUR	1981-84
5.	238	Jody Lumpkin, CofC	1998-01
6.	220	Jeremy Clayton, APP	2004-08
7.	219	James Dickey, UNCG	2016-pr.
8.	215	Kirill Misyuchenko, CIT	1995-98
9.	213	Lucas Troutman, Elon	2010-14
10.	202	Lewis Preston, VMI	1990-93

Steals

Game			
1.	11	Ali Ton, DAV vs. Tufts	11/29/97
2.	10	Shawn Moore, MAR vs. ETSU	1/29/94
	10	Brandon Born, UTC vs. USC Aiken	11/26/94
	10	Jason Bell, VMI vs. Furman	2/10/98
	10	Zakee Wadood, ETSU vs. Clemson	12/15/03
6.	9	D.J. Thompson, APP vs. UNCG	2/22/07
	9	Stephen Curry, DAV vs. Guilford	11/14/08
9	9	Isaiah Miller, UNCG vs. Mercer	1/1/20
9.	8	21 times. Last:	
		Tray Boyd III, ETSU vs. Mars Hill	12/19/19

Career

1.	334	Keith Jennings, ETSU	1988-91
2.	293	D.J. Thompson, APP	2003-06
3.	285	Brigham Waginger, WCU	2006-10
4.	282	Josh Sharkey, SAM	2016-pr.
5.	250	Derek Rucker, DAV	1985-88
6.	247	Tyson Patterson, APP	1996-00
7.	246	Zakee Wadood, ETSU	2001-02
8.	240	Jason Bell, VMI	1995-98
9.	236	Ricky Hickman, UNCG	2003-07
	236	Rodney Peel, APP	1988-92
235	Isaiah Miller, UNCG	2017-pr.	

Assists

Career			
1.	983	Keith Jennings, ETSU	1988-91
2.	748	Josh Sharkey, SAM	2016-pr.
3.	701	Greg White, MAR	1978-81
4.	668	Guilherme Da Luz, FUR	2000-03
5.	663	Jason Richards, DAV	2004-08

* NCAA record

ACTIVE SoCon CAREER LEADERS

Points scored

	(SoCon career rank)
1,580	Nathan Hoover, Wofford, Sr.
1,573	Josh Sharkey, Samford, Sr.
1,514	Jordan Lyons, Furman, Sr.
1,393	Isaiah Miller, UNCG, Jr.
1,164	Ethan Stair, Mercer, R-Sr.

Points scored per game (min. 800 points)

14.68	Carlos Dotson, Western Carolina, Sr.
13.66	Isaiah Miller, UNCG, Jr.
12.97	Brandon Austin, Samford, R-Sr.
12.86	Tray Boyd III, ETSU, Sr.
12.29	Josh Sharkey, Samford, Sr.

Field-goal percentage (min. 240 made)

.623	Ramon Vila, Chattanooga, Jr.
.604	Carlos Dotson, Western Carolina, Sr.
.545	James Dickey, UNCG, Sr.
.523	Clay Mounce, Furman, Jr.
.504	Noah Gurley, Furman, So.

3-point field goals made

293	Nathan Hoover, Wofford, Sr.	(10)
286	Jordan Lyons, Furman, Sr.	(11)
210	Matt Halvorsen, Western Carolina, Jr.	
188	Onno Steger, Western Carolina, Sr.	
182	Kaiden Rice, The Citadel, Jr.	

3-point field-goal percentage (min. 120 made)

.424	Storm Murphy, Wofford, Jr.
.411	Brandon Austin, Samford, R-Sr.
.404	Ross Cummings, Mercer, Sr.
.389	Onno Steger, Western Carolina, Sr.
.377	Patrick Good, ETSU, R-Jr.

Free-throw percentage (min. 110 made)

.888	Nathan Hoover, Wofford, Sr.
.854	Matt Halvorsen, Western Carolina, Jr.
.854	Myron Gordon, Samford, Sr.
.823	Djordje Dimitrijevic, Mercer, Sr.
.821	Daivien Williamson, ETSU, So.

Rebounds

1,049	James Dickey, UNCG, Sr.
640	Ethan Stair, Mercer, R-Sr.
573	Carlos Dotson, Western Carolina, Sr.
546	Garrett Gilkeson, VMI, Sr.
514	Kaelon Harris, The Citadel, Jr.

Rebounds per game (min. 280 rebounds)

9.71	Carlos Dotson, Western Carolina, Sr.
9.62	Jeremy Rodriguez, ETSU, R-Sr.
8.20	James Dickey, UNCG, Jr.
7.58	Robert Allen, Samford, So.
5.52	Ethan Stair, Mercer, R-Sr.

Blocked shots

219	James Dickey, UNCG, Sr.	(7)
116	Kyrin Galloway, UNCG, Sr.	
70	Robert Allen, Samford, So.	
68	Bo Hodges, ETSU, Jr.	
66	Clay Mounce, Furman, Jr.	

Steals

282	Josh Sharkey, Samford, Sr.	(4)
235	Isaiah Miller, UNCG, Jr.	
138	Garrett Gilkeson, VMI, Sr.	
123	Ethan Stair, Mercer, R-Sr.	
115	Jordan Lyons, Furman, Sr.	

Assists

748	Josh Sharkey, Samford, Sr.	(2)
350	Storm Murphy, Wofford, Jr.	
257	Alex Hunter, Furman, Jr.	
254	Garrett Gilkeson, VMI, Sr.	
221	Isaiah Miller, UNCG, Jr.	

Assists per game (min. 150 assists)

5.84	Josh Sharkey, Samford, Sr.
3.57	Storm Murphy, Wofford, Jr.
2.95	Isaiah Tisdale, ETSU, Sr.
2.78	Djordje Dimitrijevic, Mercer, Sr.
2.65	Alex Hunter, Furman, Jr.

SPECIALTY STATS LEADERS

40-point games Ovr. SoCon

Jordan Lyons, FUR	1	1
-------------------	---	---

30-point games Ovr. SoCon

Jordan Lyons, FUR	3	2
Josh Sharkey, SAM	2	2
Kaelon Harris, CIT	1	1
Kaiden Rice, CIT	1	1
Tray Boyd III, ETSU	1	1
Djordje Dimitrijevic, MER	1	1
Jeff Gary, MER	1	1
Isaiah Miller, UNCG	1	1
Greg Parham, VMI	1	1
Carlos Dotson, WCU	1	1
Mason Faulkner, WCU	1	1
Onno Steger, WCU	1	1
Nathan Hoover, WOF	1	1

20-point games Ovr. SoCon

Isaiah Miller, UNCG	12	8
Josh Sharkey, SAM	12	8
Mason Faulkner, WCU	11	6
Djordje Dimitrijevic, MER	10	8
Jordan Lyons, FUR	9	6
Matt Ryan, UTC	8	5
Carlos Dotson, WCU	8	8
Travis Eeve, VMI	7	3
Nathan Hoover, WOF	7	5
Kaelon Harris, CIT	6	4
Noah Gurley, FUR	6	3
Brandon Austin, SAM	6	2
Kaiden Rice, CIT	5	2
Tray Boyd III, ETSU	5	2
Ethan Stair, MER	5	1
Robert Allen, SAM	5	4
Clay Mounce, FUR	4	2
Ramon Vila, UTC	4	4
Fletcher Abee, CIT	3	2
Bo Hodges, ETSU	3	1
Mike Bothwell, FUR	3	1
Kaleb Hunter, UNCG	3	2
Garrett Gilkeson, VMI	3	3
Onno Steger, WCU	3	3
Daivien Williamson, ETSU	2	1
Patrick Good, ETSU	2	1
Jeff Gary, MER	2	2
Jalen Dupree, SAM	2	1
David Jean-Baptiste, UTC	2	1
Greg Parham, VMI	2	1
Matt Halvorsen, WCU	2	2
Chevez Goodwin, WOF	2	2
Storm Murphy, WOF	2	0
Hayden Brown, CIT	1	0
Rudy Fitzgibbons III, CIT	1	0
Jeromy Rodriguez, ETSU	1	1
Isaiah Tisdale, ETSU	1	1
Alex Hunter, FUR	1	1
James Glisson III, MER	1	1
Deandre Thomas, SAM	1	0
Maurice Commander, UTC	1	1
Kamdyn Curfman, VMI	1	0
Marcus Thomas, WCU	1	0
Isaiah Bigelow, WOF	1	0

20-rebound games Ovr. SoCon

Ethan Stair, MER	1	1
James Dickey, UNCG	1	1

15-rebound games Ovr. SoCon

Ethan Stair, MER	3	2
James Dickey, UNCG	2	2

Lucas N'Guessan, ETSU	1	1
Jeromy Rodriguez, ETSU	1	1
Tyler Creammer, VMI	1	0
Carlos Dotson, WCU	1	0

10-rebound games Ovr. SoCon

Carlos Dotson, WCU	19	15
Ethan Stair, MER	12	5
James Dickey, UNCG	12	9
Kaelon Harris, CIT	10	4
Robert Allen, SAM	7	5
Jalen Dupree, SAM	8	6
Jeromy Rodriguez, ETSU	5	1
Chevez Goodwin, WOF	5	4
Mason Faulkner, WCU	4	2
Clay Mounce, FUR	3	1
Maciej Bender, MER	3	2
Eddie Davis III, CIT	2	0
Lucas N'Guessan, ETSU	2	2
Noah Gurley, FUR	2	1
Jalen Slawson, FUR	2	1
Kaleb Hunter, UNCG	2	0
Rod Johnson, UTC	2	1
Tyler Creammer, VMI	2	1
Garrett Gilkeson, VMI	2	2
Jake Stephens, VMI	2	1
Brady Spence, CIT	1	0
Bo Hodges, ETSU	1	1
Vonnie Paterson, ETSU	1	0
Isaiah Tisdale, ETSU	1	1
Victor Bafutto, MER	1	0
Djordje Dimitrijevic, MER	1	0
Kamar Robertson, MER	1	1
Mohammed Abdulsala, UNCG	1	1
Kyrin Galloway, UNCG	1	1
Isaiah Miller, UNCG	1	1
Brandon Austin, SAM	1	0
Josh Sharkey, SAM	1	1
Matt Ryan, UTC	1	1
Ramon Vila, UTC	1	0
Sean Conway, VMI	1	1
Messiah Jones, WOF	1	1

15-assist games Ovr. SoCon

Josh Sharkey, SAM	2	0
-------------------	---	---

10-assist games Ovr. SoCon

Josh Sharkey, SAM	5	1
Mason Faulkner, WCU	3	2
Djordje Dimitrijevic, MER	2	2
Tyson Batiste, CIT	1	0
Daivien Williamson, ETSU	1	1

5-block games Ovr. SoCon

Mohammed Abdulsala, UNCG	1	1
Robert Allen, SAM	1	1

Double-doubles Ovr. SoCon

Carlos Dotson, WCU	18	14
Ethan Stair, MER	12	5
Kaelon Harris, CIT	9	4
Robert Allen, SAM	7	5
James Dickey, UNCG	5	4
Jalen Dupree, SAM	5	3
Chevez Goodwin, WOF	5	4
Jeromy Rodriguez, ETSU	4	1
Josh Sharkey, SAM*	4	2
Mason Faulkner, WCU^+	6	4
Clay Mounce, FUR	3	1
Eddie Davis III, CIT	2	0

Lucas N'Guessan, ETSU	2	2
Noah Gurley, FUR	2	1
Maciej Bender, MER	2	1
Djordje Dimitrijevic, MER^	2	1
Kaleb Hunter, UNCG	2	0
Rod Johnson, UTC	2	1
Brady Spence, CIT	1	0
Bo Hodges, ETSU	1	1
Isaiah Tisdale, ETSU	1	1
Daivien Williamson, ETSU^	1	1
Jalen Slawson, FUR	1	1
Victor Bafutto, MER	1	0
Kamar Robertson, MER	1	1
Kyrin Galloway, UNCG	1	1
Isaiah Miller, UNCG	1	1
Matt Ryan, UTC	1	1
Sean Conway, VMI	1	1
Tyler Creammer, VMI	1	0
Garrett Gilkeson, VMI	1	1
Jake Stephens, VMI	1	1
Messiah Jones, WOF	1	1

20/15 games Ovr. SoCon

Jeromy Rodriguez, ETSU	1	1
------------------------	---	---

20/10 games Ovr. SoCon

Carlos Dotson, WCU	8	8
Kaelon Harris, CIT	4	2
Ethan Stair, MER	2	0
Robert Allen, SAM	2	2
Josh Sharkey, SAM^	2	2
Jeromy Rodriguez, ETSU	1	1
Isaiah Tisdale, ETSU	1	1
Matt Ryan, UTC	1	1
Garrett Gilkeson, VMI	1	1
Mason Faulkner, WCU	1	1

30/10 games Ovr. SoCon

Kaelon Harris, CIT	1	1
Carlos Dotson, WCU	1	1

Triple-doubles Ovr. SoCon

Mason Faulkner, WCU	2	1
---------------------	---	---

* three are points/assists; ^ one is points/assists
+ includes two triple-doubles

3-POINTER STREAKS

Eight SoCon student-athletes have streaks of at least 10 games with a made 3-pointer, led by Mercer's Djordje Dimitrijevic and his 28-game streak.

Player, school	'19-20	'18-19	Total
Djordje Dimitrijevic, MER, Sr.	28	x	28
Matt Ryan, UTC, Gr.	20	x	20
Fletcher Abee, CIT, Fr.	17	x	17
Nathan Hoover, WOF, Sr.	17	x	17
Kamdyn Curfman, VMI, Fr.	15	x	15
Ross Cummings, MER, Sr.	6	7	13
Ethan Stair, MER, R-Sr.	13	x	13
Kaiden Rice, CIT, Jr.	10	x	10

America East (1-0)

12/18 UNCG 54, Vermont 53

American Athletic (0-3)

11/5 East Carolina 80, VMI 68
 11/21 South Florida 69, Wofford 55
 12/2 South Florida 65, Furman 55

ASUN (7-1)

11/11 Mercer 74, Kennesaw State 62
 11/15 Mercer 84, FGCU 68
 11/16 North Alabama 61, Samford 55
 11/21 Western Carolina 96, Jacksonville 94 (2OT)
 11/24 Western Carolina 70, Stetson 64
 12/4 UNCG 72, Kennesaw State 54
 (Fleming Gym; Greensboro, N.C.)
 12/7 VMI 88, Stetson 61
 12/22 Wofford 83, Kennesaw State 70

Atlantic 10 (0-2)

11/26 St. Bonaventure 56, Mercer 51
 12/4 Duquesne 71, VMI 58

Atlantic Coast (1-7)

11/15 Florida State 79, Western Carolina 74
 11/20 Florida State 89, Chattanooga 53
 12/11 Virginia Tech 63, Chattanooga 58
 12/15 NC State 80, UNCG 77
 12/15 Wofford 68, #17 North Carolina 64
 12/19 #4 Duke 86, Wofford 57
 12/21 Virginia Tech 64, VMI 55
 12/22 NC State 83, The Citadel 63

Big 12 (0-2)

11/8 #3 Kansas 74, UNCG 62
 11/19 #4 Kansas 75, ETSU 63

Big East (1-4)

11/6 St. John's 109, Mercer 79
 11/16 Butler 80, Wofford 61
 11/30 UNCG 65, Georgetown 61
 12/18 Xavier 74, Western Carolina 61
 12/21 Georgetown 99, Samford 71

Big Sky (1-2)

11/15 Idaho 68, VMI 67
 (Jonesboro, Ark.)
 11/16 Montana State 67, UNCG 66
 (Fleming Gym; Greensboro, N.C.)
 11/24 ETSU 70, Southern Utah 58

Big South (12-4)

11/5 Furman 70, Gardner-Webb 63
 11/9 UNC Asheville 91, The Citadel 76
 11/9 Western Carolina 71, Gardner-Webb 59
 11/9 Wofford 89, High Point 61
 11/11 Presbyterian 80, VMI 77 (OT)
 11/12 Furman 91, Charleston Southern 47
 11/14 ETSU 61, Winthrop 58
 11/16 Campbell 87, The Citadel 73
 12/7 UNCG 60, Radford 58
 12/7 Western Carolina 78, UNC Asheville 77
 12/7 Wofford 81, Gardner-Webb 77
 12/8 Furman 84, USC Upstate 72
 12/14 Furman 80, Winthrop 73
 (Bon Secours Wellness Arena; Greenville, S.C.)
 12/19 The Citadel 102, Longwood 99 (3OT)
 12/21 Chattanooga 68, UNC Asheville 64
 12/29 USC Upstate 91, VMI 82

Big Ten (0-1)

11/20 Illinois 85, The Citadel 57

Big West (1-1)

11/17 VMI 89, UC Davis 84 (2OT)
 (Jonesboro, Ark.)
 12/15 Hawaii 94, Samford 73

Colonial (2-1)

11/12 William & Mary 80, Wofford 79
 11/26 Furman 97, Elon 61
 12/16 Mercer 72, UNCW 63

Conference USA (0-2)

11/30 Louisiana Tech 78, Samford 57
 12/22 Florida Atlantic 65, Mercer 50

Horizon (3-0)

11/23 Mercer 72, UIC 68
 12/21 ETSU 80, Cleveland State 55
 12/21 UNCG 67, Northern Kentucky 50
 (Fleming Gym; Greensboro, N.C.)

Metro Atlantic Athletic (2-2)

11/8 Marist 58, VMI 56
 11/19 Samford 70, Manhattan 57
 11/23 The Citadel 79, Marist 75
 12/1 Canisius 76, Mercer 66
 (Boca Raton, Fla.)

Mid-Eastern Athletic (5-0)

11/5 UNCG 83, North Carolina A&T 50
 11/12 Western Carolina 90, North Carolina A&T 64
 11/23 ETSU 98, Delaware State 66
 11/26 Wofford 67, Maryland Eastern Shore 42
 12/2 Wofford 77, North Carolina Central 59

Missouri Valley (1-0)

11/8 Furman 87, Loyola-Chicago 63

Non-Division I (25-0)

11/5 Wofford 86, Erskine 63
 11/6 ETSU 79, Newberry 50
 11/7 Samford 68, Kentucky Wesleyan 42
 11/8 Mercer 84, Columbia International 76
 11/11 UNCG 109, Averett 51
 11/13 Samford 102, UVa-Wise 64
 11/15 Furman 83, Southern Wesleyan 61
 11/20 VMI 96, Christendom 20
 11/22 Furman 90, Columbia International 45
 11/26 The Citadel 90, Brevard 47
 11/26 VMI 98, Goucher 32
 11/27 Western Carolina 78, Bryan 54
 12/3 Samford 97, Auburn-Montgomery 64
 12/7 The Citadel 108, Carver 40
 12/8 Chattanooga 99, Tennessee Wesleyan 51
 12/10 The Citadel 129, Piedmont 83
 12/11 Furman 90, North Greenville 65
 12/11 VMI 78, Ferrum 60
 12/13 Wofford 112, North Greenville 66
 12/15 ETSU 97, Milligan 41
 12/28 Western Carolina 108, Piedmont 47
 12/28 Mercer 104, Milligan 52
 12/28 UNCG 106, William Peace 34
 12/29 Chattanooga 72, Cumberland 42
 12/29 ETSU 117, Mars Hill 48

Ohio Valley (6-3)

11/5 Morehead State 90, Samford 86 (2OT)
 11/5 Eastern Kentucky 79, Chattanooga 68
 11/9 Chattanooga 59, Tennessee State 57
 11/9 ETSU 92, UT Martin 75
 11/11 Belmont 95, Samford 63
 11/15 UNCG 64, Tennessee Tech 30
 (Fleming Gym; Greensboro, N.C.)
 11/19 The Citadel 74, Southeast Missouri 69
 11/30 Chattanooga 63, Jacksonville State 60
 (Niceville, Fla.)

America East.....	1-0
American Athletic.....	0-3
ASUN.....	7-1
Atlantic 10.....	0-2
Atlantic Coast.....	1-7
Big 12.....	0-2
Big East.....	1-4
Big Sky.....	1-2
Big South.....	12-4
Big Ten.....	0-1
Big West.....	1-1
Colonial.....	2-1
Conference USA.....	0-2
Horizon.....	3-0
Metro Atlantic Athletic.....	2-2
Mid-Eastern Athletic.....	5-0
Missouri Valley.....	1-0
Non-Division I.....	25-0
Ohio Valley.....	6-3
Patriot.....	0-1
Southeastern.....	1-7
Southland.....	1-0
Southwestern Athletic.....	1-0
Summit.....	0-2
Sun Belt.....	8-3

Total.....	79-48
Home.....	52-10
Away.....	23-35
Neutral.....	4-3
vs. Top 25.....	1-5

12/21 Western Carolina 89, Tennessee Tech 76

Patriot (0-1)

12/2 Holy Cross 81, Mercer 67
 (Boca Raton, Fla.)

Southeastern (1-7)

11/5 Georgia 91, Western Carolina 72
 11/12 Georgia 95, The Citadel 86
 11/18 Missouri 75, Wofford 56
 11/19 Alabama 81, Furman 73
 11/25 #17 Tennessee 58, Chattanooga 46
 12/5 #14 Auburn 81, Furman 78 (OT)
 12/18 Alabama 105, Samford 87
 (Legacy Arena; Birmingham, Ala.)
 12/18 ETSU 74, LSU 63

Southland (1-0)

12/7 Samford 113, Houston Baptist 90

Southwestern Athletic (1-0)


11/29 Chattanooga 74, Alabama State 56
 (Niceville, Fla.)

Summit (0-2)

11/27 South Dakota State 86, Samford 77
 12/7 North Dakota State 78, ETSU 68

Sun Belt (8-3)

11/12 Chattanooga 74, Troy 68
 11/14 Arkansas State 71, VMI 56
 11/15 Chattanooga 90, South Alabama 72
 11/18 UNCG 55, Appalachian State 41
 11/19 Georgia Southern 98, Mercer 88
 11/23 Samford 72, Troy 60
 11/26 ETSU 78, Appalachian State 69
 11/27 Furman 58, UT Arlington 57
 (Elon, N.C.)
 11/30 ETSU 67, Little Rock 63
 12/7 Georgia State 73, Mercer 61
 12/15 Chattanooga 84, Troy 80 (OT)



The Citadel

(6-23, 0-18 SoCon)

N9	UNC ASHEVILLE (ESPN3)	L, 76-91
N12	at Georgia (SEC Network+)	L, 86-95
N16	CAMPBELL (ESPN3)	L, 73-87
N19	at Southeast Missouri (ESPN+)	W, 74-69
N20	at Illinois# (Big Ten Network)	L, 57-85
N23	at Marist (ESPN+)	W, 79-75
N26	BREVARD# (ESPN+)	W, 90-47
D4	*ETSU (ESPN+)	L, 84-96
D7	CARVER (ESPN3)	W, 108-40
D10	PIEDMONT (ESPN3)	W, 129-83
D19	at Longwood (ESPN+)	W, 102-99 (3OT)
D22	at NC State (ACC Network)	L, 63-83
J1	*at Samford (ESPN+)	L, 68-69
J4	*WESTERN CAROLINA (ESPN+)	L, 82-86
J11	*at Wofford (ESPN3)	L, 71-73
J15	*UNCG (ESPN+)	L, 69-79
J18	*at VMI (ESPN+)	L, 79-88
J22	*at Chattanooga (ESPN+)	L, 69-92
J25	*FURMAN (ESPN3)	L, 54-78
J29	*WOFFORD (ESPN+)	L, 56-79
F1	*at Mercer (Nexstar/ESPN3)	L, 71-76
F5	*at UNCG (ESPN3)	L, 68-88
F8	*VMI (ESPN+)	L, 64-75
F12	*at ETSU (ESPN+)	L, 67-91
F15	*SAMFORD (Nexstar/ESPN3)	L, 62-74
F19	*CHATTANOOGA (ESPN+)	L, 68-91
F22	*at Western Carolina (ESPN3)	L, 84-96
F26	*MERCER (ESPN+)	L, 57-73
F29	*at Furman (Nexstar/ESPN3)	L, 58-82
M6	vs. Wofford\$ (ESPN+)	7:30 p.m.

- Illinois Classic (campus sites)
\$ - SoCon Championship (Asheville, N.C.)



ETSU

(27-4, 16-2 SoCon)

N6	NEWBERRY (ESPN+)	W, 79-50
N9	at UT Martin (ESPN+)	W, 92-75
N14	WINTHROP (ESPN+)	W, 61-58
N19	at No. 4 Kansas# (ESPN+)	L, 63-75
N23	DELAWARE STATE# (ESPN3)	W, 98-66
N24	SOUTHERN UTAH# (ESPN+)	W, 70-58
N26	APPALACHIAN STATE (ESPN+)	W, 78-69
N30	at Little Rock (ESPN+)	W, 67-63
D4	*at The Citadel (ESPN+)	W, 96-84
D7	at North Dakota State (ESPN+)	L, 68-78
D15	MILLIGAN (ESPN3)	W, 97-41
D18	at LSU (SEC Network)	W, 74-63
D21	CLEVELAND STATE (ESPN3)	W, 80-55
D29	MARS HILL (ESPN3)	W, 117-48
J1	*WOFFORD (ESPN+)	W, 49-48
J4	*at Furman (ESPN3)	L, 56-65
J8	*at UNCG (ESPN+)	W, 64-57
J11	*VMI (Nexstar/ESPN3)	W, 61-55
J15	*SAMFORD (ESPN+)	W, 88-63
J18	*at Western Carolina (Nexstar/ESPN+)	W, 85-66
J25	*CHATTANOOGA (ESPN+)	W, 75-64
J29	*MERCER (ESPN+)	L, 55-71
F1	*UNCG (ESPN+)	W, 82-65
F5	*at Chattanooga (ESPN+)	W, 80-64
F8	*at Mercer (ESPN+)	W, 73-60
F12	*THE CITADEL (ESPN+)	W, 91-67
F15	*at VMI (ESPN3)	W, 72-67
F19	*FURMAN (ESPN+)	W, 75-66
F22	*at Samford (ESPN3)	W, 80-74
F26	*at Wofford (ESPN+)	W, 60-54
F29	*WESTERN CAROLINA (ESPN3)	W, 68-67
M7	vs. Samford/VMI\$ (Nexstar/ESPN+)	12 p.m.

- Maui Jim Maui Invitational (campus sites)
\$ - SoCon Championship (Asheville, N.C.)



Furman

(25-6, 15-3 SoCon)

N5	at Gardner-Webb (ESPN+)	W, 70-63
N8	LOYOLA CHICAGO (ESPN3)	W, 87-63
N12	at Charleston Southern (ESPN+)	W, 91-47
N15	SOUTHERN WESLEYAN# (ESPN3)	W, 83-61
N19	at Alabama# (SEC Network+)	L, 73-81
N22	COLUMBIA INTERNATIONAL (ESPN3)	W, 90-45
N26	at Elon# (FloHoops)	W, 97-61
N27	vs. UT Arlington^	W, 58-57
D2	at South Florida (ESPN3)	L, 55-65
D5	at No. 14 Auburn (SEC Network)	L, 78-81 (OT)
D8	USC UPSTATE (ESPN+)	W, 84-72
D11	NORTH GREENVILLE (ESPN3)	W, 90-65
D14	WINTHROP& (ESPN+)	W, 80-73
D20	*at Mercer (ESPN3)	W, 64-62
J1	*at VMI (ESPN+)	W, 89-73
J4	*ETSU (ESPN3)	W, 65-56
J8	*at Chattanooga (ESPN+)	W, 73-66
J11	*UNCG& (ESPN3)	L, 73-86
J15	*WESTERN CAROLINA (ESPN+)	W, 83-79
J17	*at Wofford (ESPN3)	L, 52-66
J22	*SAMFORD (ESPN+)	W, 101-78
J25	*at The Citadel (ESPN3)	W, 78-54
J29	*VMI (ESPN+)	W, 74-72 (OT)
F5	*MERCER (ESPN+)	W, 79-57
F8	*at Western Carolina (ESPN+)	W, 82-73
F12	*at Samford (ESPN+)	W, 86-71
F15	*CHATTANOOGA (ESPN3)	W, 58-53
F19	*at ETSU (ESPN+)	L, 66-75
F22	*WOFFORD& (Nexstar/ESPN3)	W, 67-66
F26	*at UNCG (ESPN+)	W, 81-67
F29	*THE CITADEL (Nexstar/ESPN3)	W, 82-58
M7	vs. Wofford/The Citadel\$ (Nexstar/ESPN+)	6 p.m.

- Bad Boy Mowers Battle 4 Atlantis (campus sites)
^ - Bad Boy Mowers Battle 4 Atlantis (Elon, N.C.)
& - Bon Secours Wellness Arena (Greenville, S.C.)
\$ - SoCon Championship (Asheville, N.C.)




Mercer

(17-14, 11-7 SoCon)

N6	at St. John's (FS1)	L, 79-109
N8	COLUMBIA INTERNATIONAL (ESPN3)	W, 84-76
N11	KENNESAW STATE (ESPN+)	W, 74-62
N15	FGCU (ESPN3)	W, 84-68
N19	at Georgia Southern (ESPN+)	L, 88-98
N23	at UIC# (ESPN+)	W, 72-68
N26	at St. Bonaventure# (ESPN+)	L, 51-56
D1	vs. Canisius^ (CUSA.TV)	L, 66-76
D2	vs. Holy Cross^ (CUSA.TV)	L, 67-81
D7	GEORGIA STATE (ESPN+)	L, 61-73
D16	at UNCW (FloHoops)	W, 72-63
D20	*FURMAN (ESPN3)	L, 62-64
D22	FLORIDA ATLANTIC (ESPN+)	L, 50-65
D28	MILLIGAN (ESPN3)	W, 104-52
J1	*at UNCG (ESPN+)	L, 63-72
J4	*CHATTANOOGA (ESPN3)	L, 61-70
J11	*at Western Carolina (ESPN+)	L, 71-79
J15	*VMI (ESPN+)	W, 73-62
J18	*at Samford (ESPN3)	W, 90-75
J22	*WESTERN CAROLINA (ESPN+)	W, 83-79
J25	*at VMI (Nexstar/ESPN3)	W, 69-66
J29	*at ETSU (ESPN+)	W, 71-55
F1	*THE CITADEL (Nexstar/ESPN3)	W, 76-71
F5	*at Furman (ESPN+)	L, 57-79
F8	*ETSU (ESPN+)	L, 60-73
F12	*at Wofford (ESPN+)	W, 70-68
F15	*UNCG (ESPN3)	L, 55-67
F19	*SAMFORD (ESPN+)	W, 106-66
F22	*at Chattanooga (ESPN3)	W, 85-80
F26	*at The Citadel (ESPN+)	W, 73-57
F29	*WOFFORD (ESPN+)	W, 59-47
M7	vs. Western Carolina\$ (Nexstar/ESPN+)	2:30 p.m.

- Boca Raton Beach Classic (campus sites)
^ - Boca Raton Beach Classic (Boca Raton, Fla.)
\$ - SoCon Championship (Asheville, N.C.)




UNC Greensboro

(23-8, 13-5 SoCon)

N5	North Carolina A&T (ESPN3)	W, 83-50
N8	at No. 3 Kansas (ESPN3)	L, 62-74
N11	AVERETT# (ESPN+)	W, 109-51
N15	TENNESSEE TECH#^ (ESPN3)	W, 64-30
N16	MONTANA STATE#^ (ESPN3)	L, 66-67
N18	APPALACHIAN STATE# (ESPN+)	W, 55-41
N24	*VMI (ESPN+)	W, 74-63
N30	at Georgetown (FS2)	W, 65-61
D4	KENNESAW STATE^ (ESPN+)	W, 72-54
D7	at Radford (ESPN+)	W, 60-58
D15	NC STATE (ESPN+)	L, 77-80
D18	at Vermont (ESPN+)	W, 54-53
D21	NORTHERN KENTUCKY^ (ESPN+)	W, 67-50
D28	WILLIAM PEACE (ESPN3)	W, 106-34
J1	*MERCER (ESPN+)	W, 72-63
J4	*at Wofford (Nexstar/ESPN+)	L, 92-98 (2OT)
J8	*ETSU (ESPN+)	L, 57-64
J11	*at Furman& (ESPN3)	W, 86-73
J15	*at The Citadel (ESPN+)	W, 79-69
J18	*CHATTANOOGA (ESPN+)	W, 72-52
J25	*at Samford (ESPN3)	W, 70-63
J29	*at Western Carolina (ESPN+)	W, 72-58
F1	*at ETSU (ESPN+)	L, 65-82
F5	*THE CITADEL (ESPN3)	W, 88-68
F9	*SAMFORD (ESPN+)	W, 95-67
F12	*WESTERN CAROLINA (ESPN+)	W, 82-62
F15	*at Mercer (ESPN3)	W, 67-55
F19	*WOFFORD (ESPN+)	W, 83-79 (OT)
F22	*at VMI (ESPN3)	W, 71-68
F26	*FURMAN (ESPN+)	L, 67-81
F29	*at Chattanooga (ESPN+)	L, 72-74
M7	vs. Chattanooga\$ (Nexstar/ESPN+)	8:30 p.m.

- Spartan Invitational
^ - Fleming Gymnasium (Greensboro, N.C.)
& - Bon Secours Wellness Arena (Greenville, S.C.)
\$ - SoCon Championship (Asheville, N.C.)




Samford

(10-22, 4-14 SoCon)

N5	at Morehead State (ESPN+)	L, 86-90 (2OT)
N7	KENTUCKY WESLEYAN (ESPN+)	W, 68-42
N11	at Belmont (ESPN+)	L, 63-95
N13	UVA-WISE (ESPN3)	W, 102-64
N16	at North Alabama (ESPN+)	L, 55-61
N19	MANHATTAN (ESPN+)	W, 70-57
N23	TROY (ESPN3)	W, 72-60
N27	at South Dakota State (ESPN3)	L, 77-86
N30	at Louisiana Tech (CUSA.TV)	L, 57-78
D3	AUBURN-MONTGOMERY (ESPN3)	W, 97-64
D7	at Houston Baptist	W, 113-90
D15	at Hawaii (Spectrum Sports)	L, 73-94
D18	ALABAMA# (ESPN+)	L, 87-105
D21	at Georgetown (FS1)	L, 71-99
J1	*THE CITADEL (ESPN+)	W, 69-68
J4	*at VMI (ESPN+)	W, 78-75
J8	*WOFFORD (ESPN+)	L, 62-67
J11	*at Chattanooga (ESPN3)	L, 67-105
J15	*at ETSU (ESPN+)	L, 63-88
J18	*MERCER (ESPN3)	L, 75-90
J22	*at Furman (ESPN+)	L, 78-101
J25	*UNCG (ESPN3)	L, 63-70
J29	*CHATTANOOGA (ESPN+)	L, 84-92
F1	*at Wofford (ESPN3)	L, 56-80
F5	*WESTERN CAROLINA (ESPN3)	L, 70-78
F9	*at UNCG (ESPN+)	L, 67-95
F12	*FURMAN (ESPN+)	L, 71-86
F15	*at The Citadel (Nexstar/ESPN3)	W, 74-62
F19	*at Mercer (ESPN+)	L, 66-106
F22	*ETSU (ESPN3)	L, 74-80
F26	*at Western Carolina (ESPN+)	L, 78-109
F29	*VMI (ESPN3)	W, 84-78
M6	vs. VMI\$ (ESPN+)	5 p.m.


- Legacy Arena at Birmingham-Jefferson Convention Complex (Birmingham, Ala.)
\$ - SoCon Championship (Asheville, N.C.)



Chattanooga
(19-12, 10-8 SoCon)

N5	at Eastern Kentucky (ESPN+)	L, 68-79
N9	TENNESSEE STATE (SDN)	W, 59-57
N12	at Troy (ESPN+)	W, 74-68
N15	SOUTH ALABAMA (SDN)	W, 90-72
N20	at Florida State# (Fox Sports South/ACCNE)	L, 53-89
N25	at No. 17 Tennessee# (SEC Network)	L, 46-58
N29	vs. Alabama State^ (EmeraldCoast.TV)	W, 74-56
N30	vs. Jacksonville State^ (EmeraldCoast.TV)	W, 63-60
D3	*at Western Carolina (ESPN3)	L, 77-87
D8	TENNESSEE WESLEYAN (ESPN3)	W, 99-51
D11	at Virginia Tech (ACC Network)	L, 58-63
D15	TROY (ESPN+)	W, 84-80 (OT)
D21	at UNC Asheville (ESPN+)	W, 68-64
D29	CUMBERLAND (ESPN3)	W, 72-42
J4	*at Mercer (ESPN3)	W, 70-61
J8	*FURMAN (ESPN+)	L, 66-73
J11	*SAMFORD (ESPN3)	W, 105-67
J15	*WOFFORD (ESPN+)	W, 72-59
J18	*at UNCG (ESPN+)	L, 52-72
J22	*THE CITADEL (ESPN+)	W, 92-69
J25	*at ETSU (ESPN+)	L, 64-75
J29	*at Samford (ESPN+)	W, 92-84
F1	*WESTERN CAROLINA (ESPN3)	L, 61-64
F5	*ETSU (ESPN+)	L, 64-80
F8	*at Wofford (Nexstar/ESPN+)	W, 84-77
F12	*VMI (ESPN+)	W, 86-67
F15	*at Furman (ESPN3)	L, 53-58
F19	*at The Citadel (ESPN+)	W, 91-68
F22	*MERCER (ESPN3)	L, 80-85
F26	*at VMI (ESPN+)	W, 71-64
F29	*UNCG (ESPN+)	W, 74-72
M7	vs. UNCG\$ (Nexstar/ESPN+)	8:30 p.m.


- Emerald Coast Classic (campus sites)
^ - Emerald Coast Classic (Niceville, Fla.)
\$ - SoCon Championship (Asheville, N.C.)



VMI
(8-23, 3-15 SoCon)

N5	at East Carolina (ESPN3)	L, 68-80
N8	MARIST (ESPN3)	L, 56-58
N11	PRESBYTERIAN (ESPN+)	L, 77-80 (OT)
N14	at Arkansas State# (ESPN+)	L, 56-71
N15	vs. Idaho^	L, 67-68*
N17	vs. UC Davis^	W, 89-84 (2OT)
N20	CHRISTENDOM# (ESPN3)	W, 96-20
N24	*at UNCG (ESPN+)	L, 63-74
N26	GOUCHER (ESPN3)	W, 98-32
D4	at Duquesne (ESPN+)	L, 58-71
D7	STETSON (ESPN+)	W, 88-61
D11	FERRUM (ESPN3)	W, 78-60
D21	at Virginia Tech (ACC Network)	L, 55-64
D29	at USC Upstate (ESPN+)	L, 82-91
J1	*FURMAN (ESPN+)	L, 73-89
J4	*SAMFORD (ESPN+)	L, 75-78
J8	*WESTERN CAROLINA (ESPN3)	L, 85-97
J11	*at ETSU (Nexstar/ESPN3)	L, 55-61
J15	*at Mercer (ESPN+)	L, 62-73
J18	*THE CITADEL (ESPN+)	W, 88-79
J22	*at Wofford (ESPN+)	L, 54-66
J25	*MERCER (Nexstar/ESPN3)	L, 66-69
J29	*at Furman (ESPN+)	L, 72-74 (OT)
F5	*WOFFORD (ESPN+)	L, 73-79
F8	*at The Citadel (ESPN+)	W, 75-64
F12	*at Chattanooga (ESPN+)	L, 67-86
F15	*ETSU (ESPN3)	L, 67-72
F19	*at Western Carolina (ESPN+)	W, 74-71
F22	*UNCG (ESPN3)	L, 68-71
F26	*CHATTANOOGA (ESPN+)	L, 64-71
F29	*at Samford (ESPN3)	L, 78-84
M6	vs. Samford\$ (ESPN+)	5 p.m.


- Red Wolves Classic (campus sites)
^ - Red Wolves Classic (Jonesboro, Ark.)
\$ - SoCon Championship (Asheville, N.C.)



Western Carolina
(18-11, 10-8 SoCon)

N5	at Georgia (SEC Network+)	L, 72-91
N9	GARDNER-WEBB (ESPN3)	W, 71-59
N12	NORTH CAROLINA A&T (ESPN+)	W, 90-64
N15	at Florida State (Fox Sports South/ACCNE)	L, 74-79
N21	at Jacksonville (ESPN+)	W, 96-94 (2OT)
N24	at Stetson (ESPN+)	W, 70-64
N27	BRYAN (SDN)	W, 78-54
D3	*CHATTANOOGA (ESPN3)	W, 87-77
D7	UNC ASHEVILLE (Nexstar/ESPN3)	W, 78-77
D18	at Xavier (FS1)	L, 61-74
D21	at Tennessee Tech (ESPN+)	W, 89-76
D28	PIEDMONT (SDN)	W, 108-47
J4	*at The Citadel (ESPN+)	W, 86-82
J8	*at VMI (ESPN3)	W, 97-85
J11	*MERCER (ESPN+)	W, 79-71
J15	*at Furman (ESPN+)	L, 79-83
J18	*ETSU (Nexstar/ESPN+)	L, 66-85
J22	*at Mercer (ESPN+)	L, 79-83
J25	*WOFFORD (ESPN3)	W, 81-72
J29	*UNCG (ESPN+)	L, 58-72
F1	*at Chattanooga (ESPN3)	W, 64-61
F5	*at Samford (ESPN3)	W, 78-70
F8	*FURMAN (ESPN+)	L, 73-82
F12	*at UNCG (ESPN+)	L, 62-82
F15	*at Wofford (ESPN+)	W, 80-74
F19	*VMI (ESPN+)	L, 71-74
F22	*THE CITADEL (ESPN3)	W, 96-84
F26	*SAMFORD (ESPN+)	W, 109-78
F29	*at ETSU (ESPN3)	L, 67-68
M7	vs. Mercer\$ (Nexstar/ESPN+)	2:30 p.m.

\$ - SoCon Championship (Asheville, N.C.)



Wofford
(16-15, 8-10 SoCon)

N5	ERSKINE (ESPN3)	W, 86-63
N9	HIGH POINT (SDN)	W, 89-61
N12	WILLIAM & MARY (ESPN+)	L, 79-80
N16	at Butler# (FS2)	L, 61-80
N18	at Missouri# (SEC Network+)	L, 56-75
N21	at South Florida (ESPN3)	L, 55-69
N26	at Maryland Eastern Shore#	W, 67-42
D2	NORTH CAROLINA CENTRAL (ESPN+)	W, 77-59
D7	GARDNER-WEBB (ESPN3)	W, 81-77
D13	NORTH GREENVILLE (ESPN3)	W, 112-66
D15	at No. 17 North Carolina (ACC Network)	W, 68-64
D19	at No. 4 Duke (ESPN2)	L, 57-86
D22	at Kennesaw State (ESPN+)	W, 83-70
J1	*at ETSU (ESPN+)	L, 48-49
J4	*UNCG (Nexstar/ESPN+)	W, 98-92 (2OT)
J8	*at Samford (ESPN+)	W, 67-762
J11	*THE CITADEL (ESPN3)	W, 73-71
J15	*at Chattanooga (ESPN+)	L, 59-72
J17	*FURMAN (ESPN3)	W, 66-52
J22	*VMI (ESPN+)	W, 66-54
J25	*at Western Carolina (ESPN3)	L, 72-81
J29	*at The Citadel (ESPN+)	W, 79-56
F1	*SAMFORD (ESPN3)	W, 80-56
F5	*at VMI (ESPN+)	W, 79-73
F8	*CHATTANOOGA (Nexstar/ESPN+)	L, 77-84
F12	*MERCER (ESPN+)	L, 68-70
F15	*WESTERN CAROLINA (ESPN+)	L, 74-80
F19	*at UNCG (ESPN+)	L, 79-83 (OT)
F22	*at Furman& (Nexstar/ESPN3)	L, 66-67
F26	*ETSU (ESPN+)	L, 54-60
F29	*at Mercer (ESPN+)	L, 47-59
M6	vs. The Citadel\$ (ESPN+)	7:30 p.m.

- Hall of Fame Classic (campus sites)
& - Bon Secours Wellness Arena (Greenville, S.C.)
\$ - SoCon Championship (Asheville, N.C.)

**Southern Conference men's basketball
media relations information**

<p>The Citadel (CitadelSports.com) Milledge Austin (maustin7@citadel.edu) Office: 843-953-6567</p> <p>ETSU (ETSUBucs.com) Kevin Brown (brownk@etsu.edu) Office: 423-439-5263</p> <p>Furman (FurmanPaladins.com) Jordan Caskey (jordan.caskey@furman.edu) Office: 864-294-3065</p> <p>Mercer (MercerBears.com) Travis Rae (rae_tj@mercer.edu) Office: 478-301-5219</p> <p>UNCG (UNCGSpartans.com) Mark Pinkerton (mdpinker@uncg.edu) Office: 757-812-1926</p> <p>Samford (SamfordSports.com) Joey Mullins (jimmulli1@samford.edu) Office: 205-726-2799</p>	<p>Chattanooga (GoMocs.com) Jim Horten (jameshorten@utc.edu) Office: 423-425-2350</p> <p>VMI (VMIKeydets.com) Wade Branner (brannerwh@vmi.edu) Office: 540-464-7515</p> <p>Western Carolina (CatamountSports.com) Steven Grandy (sgrandy@email.wcu.edu) Office: 828-227-2655</p> <p>Wofford (WoffordTerriers.com) Phil Marcello (marcellopr@wofford.edu) Office: 864-597-4092</p> <p>Southern Conference (SoConSports.com) Phil Perry (pperry@socon.org) Office: 864-591-5100 // Cell: 864-525-5174</p>
---	--

2019-20 Southern Conference
CONFERENCE BASKETBALL STATISTICS
Through games of Mar 05, 2020 (All games)

SCORING OFFENSE	G	W-L	Pts	Avg/G
1. Western Carolina	29	18-11	2299	79.3
2. Furman	31	25-6	2389	77.1
3. ETSU	31	27-4	2354	75.9
4. The Citadel	29	6-23	2168	74.8
5. UNC Greensboro	31	23-8	2304	74.3
6. Samford	32	10-22	2370	74.1
7. Chattanooga	31	19-12	2262	73.0
8. Mercer	31	17-14	2238	72.2
9. VMI	31	8-23	2227	71.8
10. Wofford	31	16-15	2223	71.7

SCORING DEFENSE	G	Pts	Avg/G
1. UNC Greensboro	31	1942	62.6
2. ETSU	31	1956	63.1
3. Furman	31	2046	66.0
4. Wofford	31	2113	68.2
5. Chattanooga	31	2121	68.4
6. Mercer	31	2177	70.2
7. VMI	31	2198	70.9
8. Western Carolina	29	2164	74.6
9. The Citadel	29	2340	80.7
10. Samford	32	2615	81.7

SCORING MARGIN	G	Offense	Defense	Margin
1. ETSU	31	75.9	63.1	+12.8
2. UNC Greensboro	31	74.3	62.6	+11.7
3. Furman	31	77.1	66.0	+11.1
4. Western Carolina	29	79.3	74.6	+4.7
5. Chattanooga	31	73.0	68.4	+4.5
6. Wofford	31	71.7	68.2	+3.5
7. Mercer	31	72.2	70.2	+2.0
8. VMI	31	71.8	70.9	+0.9
9. The Citadel	29	74.8	80.7	-5.9
10. Samford	32	74.1	81.7	-7.7

FREE THROW PCT	G	FTM	FTA	Pct.
1. Samford	32	481	651	.739
2. Mercer	31	348	479	.727
3. Wofford	31	325	454	.716
4. Chattanooga	31	368	516	.713
5. Western Carolina	29	427	600	.712
6. VMI	31	298	423	.704
7. Furman	31	379	542	.699
8. ETSU	31	445	647	.688
9. The Citadel	29	366	534	.685
10. UNC Greensboro	31	326	512	.637

FIELD GOAL PERCENTAGE	G	FGM	FGA	Pct.
1. Furman	31	858	1802	.476
2. ETSU	31	836	1780	.470
3. Western Carolina	29	792	1695	.467
4. Wofford	31	802	1758	.456
5. Chattanooga	31	813	1801	.451
6. Mercer	31	825	1830	.451
7. The Citadel	29	766	1764	.434
8. Samford	32	838	1935	.433
9. UNC Greensboro	31	853	1972	.433
10. VMI	31	798	1862	.429

FIELD GOAL PCT DEFENSE	G	FGM	FGA	Pct.
1. UNC Greensboro	31	670	1603	.418
2. ETSU	31	698	1636	.427
3. Mercer	31	772	1798	.429
4. Western Carolina	29	772	1793	.431
5. VMI	31	751	1740	.432
6. Furman	31	760	1745	.436
7. Wofford	31	748	1707	.438
8. Chattanooga	31	794	1780	.446
9. The Citadel	29	851	1886	.451
10. Samford	32	967	2111	.458

3-POINT FG PCT	G	3FGM	3FGA	Pct.
1. Western Carolina	29	288	771	.374
2. Mercer	31	240	669	.359
3. Chattanooga	31	268	754	.355
4. Furman	31	294	830	.354
5. VMI	31	333	949	.351
6. Wofford	31	294	853	.345
7. ETSU	31	237	694	.341
8. Samford	32	213	633	.336
9. The Citadel	29	270	827	.326
10. UNC Greensboro	31	272	843	.323

3-POINT FG PCT DEFENSE	G	3FGM	3FGA	Pct.
1. ETSU	31	187	617	.303
2. Chattanooga	31	200	655	.305
3. Furman	31	220	720	.306
4. Western Carolina	29	229	746	.307
5. Mercer	31	230	719	.320
6. VMI	31	225	693	.325
7. Wofford	31	240	730	.329
8. The Citadel	29	270	807	.335
9. UNC Greensboro	31	222	652	.340
10. Samford	32	341	953	.358

REBOUNDING OFFENSE	G	Rebounds	Avg/G
1. Western Carolina	29	1111	38.3
2. UNC Greensboro	31	1150	37.1
3. Mercer	31	1138	36.7
4. Samford	32	1174	36.7
5. ETSU	31	1108	35.7
6. VMI	31	1101	35.5
7. Chattanooga	31	1094	35.3
8. The Citadel	29	1000	34.5
9. Furman	31	986	31.8
10. Wofford	31	964	31.1

REBOUNDING DEFENSE	G	Rebounds	Avg/G
1. ETSU	31	960	31.0
2. Wofford	31	980	31.6
3. Mercer	31	1007	32.5
4. Chattanooga	31	1026	33.1
5. Western Carolina	29	961	33.1
6. UNC Greensboro	31	1058	34.1
7. Furman	31	1066	34.4
8. VMI	31	1123	36.2
9. The Citadel	29	1115	38.4
10. Samford	32	1244	38.9

2019-20 Southern Conference
CONFERENCE BASKETBALL STATISTICS
Through games of Mar 05, 2020 (All games)

REBOUNDING MARGIN	G	Team	Avg.	Opp.	Avg.	Margin
1. Western Carolina	29	1111	38.3	961	33.1	+5.2
2. ETSU	31	1108	35.7	960	31.0	+4.8
3. Mercer	31	1138	36.7	1007	32.5	+4.2
4. UNC Greensboro	31	1150	37.1	1058	34.1	+3.0
5. Chattanooga	31	1094	35.3	1026	33.1	+2.2
6. Wofford	31	964	31.1	980	31.6	-0.5
7. VMI	31	1101	35.5	1123	36.2	-0.7
8. Samford	32	1174	36.7	1244	38.9	-2.2
9. Furman	31	986	31.8	1066	34.4	-2.6
10. The Citadel	29	1000	34.5	1115	38.4	-4.0

BLOCKED SHOTS	G	No.	Avg/G
1. UNC Greensboro	31	134	4.3
2. ETSU	31	113	3.6
3. Samford	32	107	3.3
4. The Citadel	29	84	2.9
5. Furman	31	87	2.8
6. Wofford	31	83	2.7
7. Mercer	31	82	2.6
8. VMI	31	80	2.6
9. Western Carolina	29	52	1.8
10. Chattanooga	31	47	1.5

ASSISTS	G	No.	Avg/G
1. VMI	31	495	16.0
2. Furman	31	469	15.1
3. Western Carolina	29	431	14.9
4. The Citadel	29	425	14.7
5. Mercer	31	451	14.5
6. Chattanooga	31	438	14.1
7. ETSU	31	432	13.9
8. Wofford	31	419	13.5
9. UNC Greensboro	31	399	12.9
10. Samford	32	376	11.8

STEALS	G	No.	Avg/G
1. UNC Greensboro	31	289	9.3
2. ETSU	31	262	8.5
3. Furman	31	257	8.3
4. Samford	32	224	7.0
5. The Citadel	29	194	6.7
6. VMI	31	206	6.6
7. Mercer	31	205	6.6
8. Wofford	31	179	5.8
9. Western Carolina	29	152	5.2
10. Chattanooga	31	152	4.9

TURNOVER MARGIN	G	Team	Avg.	Opp.	Avg.	Margin
1. UNC Greensboro	31	361	11.6	562	18.1	+6.5
2. Furman	31	356	11.5	502	16.2	+4.7
3. ETSU	31	371	12.0	492	15.9	+3.9
4. Wofford	31	376	12.1	397	12.8	+0.7
5. VMI	31	388	12.5	403	13.0	+0.5
6. Chattanooga	31	370	11.9	371	12.0	+0.0
7. Samford	32	505	15.8	456	14.3	-1.5
8. The Citadel	29	450	15.5	404	13.9	-1.6
9. Mercer	31	447	14.4	397	12.8	-1.6
10. Western Carolina	29	420	14.5	359	12.4	-2.1

ASSIST/TURNOVER RATIO	G	Ast.	Avg.	T/O	Avg.	Ratio
1. Furman	31	469	15.1	356	11.5	1.3
2. VMI	31	495	16.0	388	12.5	1.3
3. Chattanooga	31	438	14.1	370	11.9	1.2
4. ETSU	31	432	13.9	371	12.0	1.2
5. Wofford	31	419	13.5	376	12.1	1.1
6. UNC Greensboro	31	399	12.9	361	11.6	1.1
7. Western Carolina	29	431	14.9	420	14.5	1.0
8. Mercer	31	451	14.5	447	14.4	1.0
9. The Citadel	29	425	14.7	450	15.5	0.9
10. Samford	32	376	11.8	505	15.8	0.7

OFFENSIVE REBOUNDS	G	No.	Avg/G
1. UNC Greensboro	31	401	12.9
2. ETSU	31	350	11.3
3. Samford	32	344	10.8
4. Mercer	31	321	10.4
5. VMI	31	315	10.2
6. Western Carolina	29	291	10.0
7. Chattanooga	31	286	9.2
8. The Citadel	29	244	8.4
9. Furman	31	247	8.0
10. Wofford	31	244	7.9

DEFENSIVE REBOUNDS	G	No.	Avg/G
1. Western Carolina	29	820	28.3
2. Mercer	31	817	26.4
3. The Citadel	29	756	26.1
4. Chattanooga	31	808	26.1
5. Samford	32	830	25.9
6. VMI	31	786	25.4
7. ETSU	31	758	24.5
8. UNC Greensboro	31	749	24.2
9. Furman	31	739	23.8
10. Wofford	31	720	23.2

DEFENSIVE REB PCT.	G	D-Reb	Opp. OR	D-Reb%
1. Chattanooga	31	808	249	.764
2. Western Carolina	29	820	269	.753
3. ETSU	31	758	263	.742
4. Wofford	31	720	251	.742
5. Mercer	31	817	295	.735
6. UNC Greensboro	31	749	272	.734
7. VMI	31	786	310	.717
8. Furman	31	739	295	.715
9. The Citadel	29	756	312	.708
10. Samford	32	830	398	.676

OFFENSIVE REB PCT.	G	O-Reb	Opp. DR	O-Reb%
1. UNC Greensboro	31	401	786	.338
2. ETSU	31	350	697	.334
3. Mercer	31	321	712	.311
4. Western Carolina	29	291	692	.296
5. Samford	32	344	846	.289
6. VMI	31	315	813	.279
7. Chattanooga	31	286	777	.269
8. Wofford	31	244	729	.251
9. Furman	31	247	771	.243
10. The Citadel	29	244	803	.233

2019-20 Southern Conference
CONFERENCE BASKETBALL STATISTICS
Through games of Mar 05, 2020 (All games)

3-POINT FG MADE	G	No.	Avg/G
1. VMI	31	333	10.7
2. Western Carolina	29	288	9.9
3. Furman	31	294	9.5
Wofford	31	294	9.5
5. The Citadel	29	270	9.3
6. UNC Greensboro	31	272	8.8
7. Chattanooga	31	268	8.6
8. Mercer	31	240	7.7
9. ETSU	31	237	7.6
10. Samford	32	213	6.7

2019-20 Southern Conference
CONFERENCE BASKETBALL STATISTICS
Through games of Mar 05, 2020 (All games)

Team	Conference	Pct.	PF	PA	Overall	Pct.	PF	PA	Current unbeaten streak
ETSU	16-2	.889	72.8	64.3	27-4	.871	75.9	63.1	ETSU -- 9
Furman	15-3	.833	75.2	67.3	25-6	.806	77.1	66.0	Mercer -- 4
UNC Greensboro	13-5	.722	75.8	68.8	23-8	.742	74.3	62.6	Furman -- 3
Mercer	11-7	.611	71.4	68.3	17-14	.548	72.2	70.2	Chattanooga -- 2
Western Carolina	10-8	.556	78.4	76.9	18-11	.621	79.3	74.6	Samford -- 1
Chattanooga	10-8	.556	75.2	71.2	19-12	.613	73.0	68.4	
Wofford	8-10	.444	69.6	67.8	16-15	.516	71.7	68.2	
Samford	4-14	.222	71.1	85.0	10-22	.312	74.1	81.7	
VMI	3-15	.167	69.9	75.4	8-23	.258	71.8	70.9	
The Citadel	0-18	.000	68.4	82.6	6-23	.207	74.8	80.7	

TEAM SUMMARIES	G	PF-PA	Avg score	Margin	FG-FGA	Pct.	3FG-FGA	Pct.	FT-FTA	Pct.	RebF	RebA	Margin
Chattanooga	31	2262-2121	73.0-68.4	+4.5	813-1801	.451	268-754	.355	368-516	.713	1094	1026	+2.2
ETSU	31	2354-1956	75.9-63.1	+12.8	836-1780	.470	237-694	.341	445-647	.688	1108	960	+4.8
Furman	31	2389-2046	77.1-66.0	+11.1	858-1802	.476	294-830	.354	379-542	.699	986	1066	-2.6
Mercer	31	2238-2177	72.2-70.2	+2.0	825-1830	.451	240-669	.359	348-479	.727	1138	1007	+4.2
Samford	32	2370-2615	74.1-81.7	-7.7	838-1935	.433	213-633	.336	481-651	.739	1174	1244	-2.2
The Citadel	29	2168-2340	74.8-80.7	-5.9	766-1764	.434	270-827	.326	366-534	.685	1000	1115	-4.0
UNC Greensboro	31	2304-1942	74.3-62.6	+11.7	853-1972	.433	272-843	.323	326-512	.637	1150	1058	+3.0
VMI	31	2227-2198	71.8-70.9	+0.9	798-1862	.429	333-949	.351	298-423	.704	1101	1123	-0.7
Western Carolina	29	2299-2164	79.3-74.6	+4.7	792-1695	.467	288-771	.374	427-600	.712	1111	961	+5.2
Wofford	31	2223-2113	71.7-68.2	+3.5	802-1758	.456	294-853	.345	325-454	.716	964	980	-0.5

ATTENDANCE	Home	Average	Away	Average	Neutral	Average	Total	Average
Chattanooga	14-38313	2737	15-63724	4248	2-345	172	31-102382	3303
ETSU	17-80004	4706	14-50803	3629	0-0	0	31-130807	4220
Furman	15-36739	2449	15-49023	3268	1-0	0	31-85762	2767
Mercer	15-41023	2735	14-31543	2253	2-0	0	31-72566	2341
Samford	15-13269	885	17-41074	2416	0-0	0	32-54343	1698
The Citadel	14-14019	1001	15-63252	4217	0-0	0	29-77271	2665
UNC Greensboro	18-63208	3512	13-52593	4046	0-0	0	31-115801	3736
VMI	15-22234	1482	14-35476	2534	2-204	102	31-57914	1868
Western Carolina	14-29580	2113	15-51930	3462	0-0	0	29-81510	2811
Wofford	15-27434	1829	16-64363	4023	0-0	0	31-91797	2961
Totals	152-365823	2407	148-503781	3404	7-549	78	307-870153	2834

2019-20 Southern Conference
INDIVIDUAL BASKETBALL STATISTICS
Through games of Mar 05, 2020 (All games)

To be ranked, a player must appear in at least 75.0% of their team's games.

SCORING								REBOUNDING							
	Cl	G	FG	3FG	FT	Pts	Avg/G		Cl	G	Off	Def	Total	Avg/G	
1. Josh Sharkey-SAM	Sr	29	163	40	155	521	18.0	1. Carlos Dotson-WCU	Sr	28	81	199	280	10.0	
2. Isaiah Miller-UNCG	Jr	31	227	28	70	552	17.8	2. Ethan Stair-MER	Sr	31	61	226	287	9.3	
3. Mason Faulkner-WCU	Jr	29	149	61	140	499	17.2	3. James Dickey-UNCG	Sr	31	91	195	286	9.2	
4. Djordje Dimitrijevic-MER	Sr	29	161	66	104	492	17.0	4. Jalen Dupree-SAM	Sr	32	85	150	235	7.3	
5. Jordan Lyons-FUR	Sr	31	158	75	118	509	16.4	5. Kaelon Harris-CIT	Sr	28	48	146	194	6.9	
6. Matt Ryan-UTC	Sr	31	160	84	85	489	15.8	6. Robert Allen-SAM	So	31	59	153	212	6.8	
7. Carlos Dotson-WCU	Sr	28	169	0	98	436	15.6	7. Chevez Goodwin-WOF	Jr	31	73	120	193	6.2	
8. Nathan Hoover-WOF	Sr	31	156	78	85	475	15.3	8. Clay Mounce-FUR	Jr	31	53	139	192	6.2	
9. Ethan Stair-MER	Sr	31	170	59	61	460	14.8	9. Lucas N'Guessan-ETSU	Sr	31	57	129	186	6.0	
10. Noah Gurley-FUR	So	31	170	24	86	450	14.5	10. Mason Faulkner-WCU	Jr	29	21	151	172	5.9	
11. Robert Allen-SAM	So	31	165	32	73	435	14.0	11. Bo Hodges-ETSU	Jr	30	42	132	174	5.8	
12. Kaelon Harris-CIT	Sr	28	130	29	103	392	14.0	12. Garrett Gilkeson-VMI	Sr	31	40	137	177	5.7	
13. Tray Boyd III-ETSU	Sr	31	146	74	56	422	13.6	13. Ramon Vila-UTC	Jr	31	71	100	171	5.5	
14. Bo Hodges-ETSU	Jr	30	152	15	77	396	13.2	14. Maciej Bender-MER	Jr	31	53	113	166	5.4	
15. Clay Mounce-FUR	Jr	31	152	57	47	408	13.2	15. Jalen Slawson-FUR	So	31	45	116	161	5.2	
16. Brandon Austin-SAM	Sr	31	139	70	58	406	13.1	16. Isaiah Miller-UNCG	Jr	31	62	93	155	5.0	
17. Ramon Vila-UTC	Jr	31	173	1	53	400	12.9	17. Matt Ryan-UTC	Sr	31	21	129	150	4.8	
18. Onno Steger-WCU	Sr	29	118	74	60	370	12.8	18. Tyler Creammer-VMI	Sr	31	56	93	149	4.8	
19. David Jean-Baptiste-UTC	Jr	31	145	52	51	393	12.7	19. Onno Steger-WCU	Sr	29	43	93	136	4.7	
20. Travis Evey-VMI	Fr	31	136	73	47	392	12.6	Rod Johnson-UTC	Jr	29	27	109	136	4.7	
21. Kaiden Rice-CIT	Jr	29	120	79	31	350	12.1								
22. Fletcher Abee-CIT	Fr	29	116	76	41	349	12.0								
23. Storm Murphy-WOF	Jr	30	131	57	35	354	11.8								
24. Chevez Goodwin-WOF	Jr	31	151	0	52	354	11.4								
25. Jalen Dupree-SAM	Sr	32	133	12	86	364	11.4								
26. Mike Bothwell-FUR	So	31	118	45	49	330	10.6								
27. Garrett Gilkeson-VMI	Sr	31	100	44	74	318	10.3								
28. Kaleb Hunter-UNCG	So	26	98	19	49	264	10.2								
29. Daivien Williamson-ETSU	So	31	107	35	63	312	10.1								
30. Kamdyn Curfman-VMI	Fr	31	107	79	15	308	9.9								

FIELD GOAL PCT						ASSISTS				
	Cl	G	FGM	FGA	Pct.		Cl	G	No.	Avg/G
1. Lucas N'Guessan-ETSU	Sr	31	104	165	.630	1. Josh Sharkey-SAM	Sr	29	207	7.1
2. Ramon Vila-UTC	Jr	31	173	278	.622	2. Mason Faulkner-WCU	Jr	29	177	6.1
3. Chevez Goodwin-WOF	Jr	31	151	243	.621	3. Tyson Batiste-CIT	Sr	29	156	5.4
4. Carlos Dotson-WCU	Sr	28	169	276	.612	4. Djordje Dimitrijevic-MER	Sr	29	107	3.7
5. James Dickey-UNCG	Sr	31	112	195	.574	5. Alex Hunter-FUR	Jr	31	112	3.6
6. Noah Gurley-FUR	So	31	170	317	.536	6. Storm Murphy-WOF	Jr	30	103	3.4
7. Kaleb Hunter-UNCG	So	26	98	190	.516	7. Garrett Gilkeson-VMI	Sr	31	102	3.3
8. Jalen Dupree-SAM	Sr	32	133	258	.516	8. Isaiah Miller-UNCG	Jr	31	95	3.1
9. Clay Mounce-FUR	Jr	31	152	296	.514	9. Isaiah Tisdale-ETSU	Sr	31	91	2.9
10. Bo Hodges-ETSU	Jr	30	152	301	.505	10. Greg Parham-VMI	Jr	30	84	2.8
11. Mike Bothwell-FUR	So	31	118	238	.496	11. Maurice Commander-UTC	So	30	78	2.6
12. Ethan Stair-MER	Sr	31	170	353	.482	12. Daivien Williamson-ETSU	So	31	80	2.6
13. Myles Lewis-VMI	Jr	31	93	195	.477	13. Bo Hodges-ETSU	Jr	30	76	2.5
14. Storm Murphy-WOF	Jr	30	131	276	.475	14. David Jean-Baptiste-UTC	Jr	31	76	2.5
15. Maciej Bender-MER	Jr	31	96	204	.471	15. Travis Evey-VMI	Fr	31	74	2.4

2019-20 Southern Conference
INDIVIDUAL BASKETBALL STATISTICS
Through games of Mar 05, 2020 (All games)

FREE THROW PCT	Cl	G	FTM	FTA	Pct.
1. Nathan Hoover-WOF	Sr	31	85	91	.934
2. Matt Ryan-UTC	Sr	31	85	96	.885
3. Djordje Dimitrijevic-MER	Sr	29	104	123	.846
4. Jordan Lyons-FUR	Sr	31	118	142	.831
5. Jalen Dupree-SAM	Sr	32	86	105	.819
6. Daivien Williamson-ETSU	So	31	63	77	.818
7. Onno Steger-WCU	Sr	29	60	75	.800
8. Mason Faulkner-WCU	Jr	29	140	181	.773
9. Josh Sharkey-SAM	Sr	29	155	201	.771
10. Garrett Gilkeson-VMI	Sr	31	74	96	.771
11. Kaelon Harris-CIT	Sr	28	103	143	.720
12. Lucas N'Guessan-ETSU	Sr	31	71	102	.696
13. Noah Gurley-FUR	So	31	86	124	.694
14. Bo Hodges-ETSU	Jr	30	77	119	.647
15. Robert Allen-SAM	So	31	73	114	.640

STEALS	Cl	G	No.	Avg/G
1. Josh Sharkey-SAM	Sr	29	79	2.7
2. Isaiah Miller-UNCG	Jr	31	83	2.7
3. Tray Boyd III-ETSU	Sr	31	49	1.6
4. Djordje Dimitrijevic-MER	Sr	29	45	1.6
5. Isaiah Tisdale-ETSU	Sr	31	47	1.5
6. Bo Hodges-ETSU	Jr	30	45	1.5
7. Clay Mounce-FUR	Jr	31	46	1.5
8. Travis Eeve-VMI	Fr	31	44	1.4
9. Garrett Gilkeson-VMI	Sr	31	43	1.4
10. Patrick Good-ETSU	Jr	30	41	1.4
11. Jordan Lyons-FUR	Sr	31	41	1.3
12. Ethan Stair-MER	Sr	31	38	1.2
13. Mason Faulkner-WCU	Jr	29	34	1.2
Fletcher Abee-CIT	Fr	29	34	1.2
15. Keyshaun Langley-UNCG	Fr	31	36	1.2
Alex Hunter-FUR	Jr	31	36	1.2

3-POINT FG PCT	Cl	G	3FG	FGA	Pct.
1. Onno Steger-WCU	Sr	29	74	174	.425
2. Storm Murphy-WOF	Jr	30	57	136	.419
3. Matt Halvorsen-WCU	Jr	29	74	181	.409
4. Brandon Austin-SAM	Sr	31	70	172	.407
5. Clay Mounce-FUR	Jr	31	57	146	.390
6. Mike Bothwell-FUR	So	31	45	116	.388
7. Sean Conway-VMI	Fr	27	29	75	.387
8. Isaiah Bigelow-WOF	Fr	31	34	89	.382
9. Tray Boyd III-ETSU	Sr	31	74	195	.379
10. Kamdyn Curfman-VMI	Fr	31	79	209	.378
11. Fletcher Abee-CIT	Fr	29	76	202	.376
12. Trevor Stumpe-WOF	Sr	31	45	120	.375
13. Keyshaun Langley-UNCG	Fr	31	37	99	.374
14. Djordje Dimitrijevic-MER	Sr	29	66	178	.371
15. Greg Parham-VMI	Jr	30	40	108	.370

3-POINT FG MADE	Cl	G	3FG	Avg/G
1. Kaiden Rice-CIT	Jr	29	79	2.7
2. Matt Ryan-UTC	Sr	31	84	2.7
3. Fletcher Abee-CIT	Fr	29	76	2.6
4. Matt Halvorsen-WCU	Jr	29	74	2.6
Onno Steger-WCU	Sr	29	74	2.6
6. Kamdyn Curfman-VMI	Fr	31	79	2.5
7. Nathan Hoover-WOF	Sr	31	78	2.5
8. Jordan Lyons-FUR	Sr	31	75	2.4
9. Tray Boyd III-ETSU	Sr	31	74	2.4
10. Travis Eeve-VMI	Fr	31	73	2.4
11. Djordje Dimitrijevic-MER	Sr	29	66	2.3
12. Brandon Austin-SAM	Sr	31	70	2.3
13. Kyrin Galloway-UNCG	Sr	26	55	2.1
14. Mason Faulkner-WCU	Jr	29	61	2.1
15. Alex Hunter-FUR	Jr	31	62	2.0

BLOCKED SHOTS	Cl	G	No.	Avg/G
1. Kyrin Galloway-UNCG	Sr	26	43	1.7
2. James Dickey-UNCG	Sr	31	50	1.6
3. Robert Allen-SAM	So	31	40	1.3
4. Maciej Bender-MER	Jr	31	34	1.1
Lucas N'Guessan-ETSU	Sr	31	34	1.1
6. Jake Stephens-VMI	So	31	33	1.1
Chevez Goodwin-WOF	Jr	31	33	1.1
8. Jalen Dupree-SAM	Sr	32	33	1.0
9. Messiah Jones-WOF	Fr	31	29	0.9
10. Brady Spence-CIT	Fr	23	21	0.9
11. Jalen Slawson-FUR	So	31	26	0.8
12. Bo Hodges-ETSU	Jr	30	25	0.8
13. Derek Webster Jr.-CIT	Jr	27	19	0.7
14. Clay Mounce-FUR	Jr	31	21	0.7
15. Noah Gurley-FUR	So	31	20	0.6

ASSIST/TURNOVER RATIO	Cl	G	Ast.	T/O	Ratio
1. Alex Hunter-FUR	Jr	31	112	33	3.4
2. Garrett Gilkeson-VMI	Sr	31	102	38	2.7
3. Tyson Batiste-CIT	Sr	29	156	84	1.9
4. Mason Faulkner-WCU	Jr	29	177	99	1.8
5. Storm Murphy-WOF	Jr	30	103	63	1.6
6. Djordje Dimitrijevic-MER	Sr	29	107	80	1.3
7. Josh Sharkey-SAM	Sr	29	207	174	1.2
8. Isaiah Miller-UNCG	Jr	31	95	85	1.1

2019-20 Southern Conference
INDIVIDUAL BASKETBALL STATISTICS
Through games of Mar 05, 2020 (All games)

OFFENSIVE REBOUNDS	Cl	G	No.	Avg/G
1. James Dickey-UNCG	Sr	31	91	2.9
2. Carlos Dotson-WCU	Sr	28	81	2.9
3. Jalen Dupree-SAM	Sr	32	85	2.7
4. Chevez Goodwin-WOF	Jr	31	73	2.4
5. Ramon Vila-UTC	Jr	31	71	2.3
6. Isaiah Miller-UNCG	Jr	31	62	2.0
7. Ethan Stair-MER	Sr	31	61	2.0
8. Robert Allen-SAM	So	31	59	1.9
9. Lucas N'Guessan-ETSU	Sr	31	57	1.8
10. Tyler Creamer-VMI	Sr	31	56	1.8
11. Messiah Jones-WOF	Fr	31	55	1.8
12. Kaelon Harris-CIT	Sr	28	48	1.7
13. Maciej Bender-MER	Jr	31	53	1.7
Clay Mounce-FUR	Jr	31	53	1.7
15. Isaiah Tisdale-ETSU	Sr	31	49	1.6

DEFENSIVE REBOUNDS	Cl	G	No.	Avg/G
1. Ethan Stair-MER	Sr	31	226	7.3
2. Carlos Dotson-WCU	Sr	28	199	7.1
3. James Dickey-UNCG	Sr	31	195	6.3
4. Kaelon Harris-CIT	Sr	28	146	5.2
5. Mason Faulkner-WCU	Jr	29	151	5.2
6. Robert Allen-SAM	So	31	153	4.9
7. Jalen Dupree-SAM	Sr	32	150	4.7
8. Clay Mounce-FUR	Jr	31	139	4.5
9. Garrett Gilkeson-VMI	Sr	31	137	4.4
10. Bo Hodges-ETSU	Jr	30	132	4.4
11. Matt Ryan-UTC	Sr	31	129	4.2
Lucas N'Guessan-ETSU	Sr	31	129	4.2
13. Chevez Goodwin-WOF	Jr	31	120	3.9
14. Tyson Batiste-CIT	Sr	29	110	3.8
15. Rod Johnson-UTC	Jr	29	109	3.8

MINUTES PLAYED	Cl	G	No.	Avg/G
1. Ethan Stair-MER	Sr	31	1077	34.7
2. Djordje Dimitrijevic-MER	Sr	29	998	34.4
3. Josh Sharkey-SAM	Sr	29	981	33.8
4. Nathan Hoover-WOF	Sr	31	1043	33.6
5. Mason Faulkner-WCU	Jr	29	974	33.6
6. Jordan Lyons-FUR	Sr	31	1032	33.3
7. Robert Allen-SAM	So	31	1019	32.9
8. Matt Halvorsen-WCU	Jr	29	941	32.4
9. Garrett Gilkeson-VMI	Sr	31	1004	32.4
10. Fletcher Abee-CIT	Fr	29	938	32.3

2019-20 Southern Conference
Conference Team Highs
Through games of Mar 05, 2020 (All games)

TEAM HIGHS (highest totals made by)

Points	129	The Citadel vs Piedmont (12/10/19)
	117	ETSU vs Mars Hill (12/29/19)
	113	Samford at Houston Baptist (12/07/19)
	112	Wofford vs North Greenville (12/13/19)
	109	UNC Greensboro vs Averett (11/11/19)
	109	Western Carolina vs Samford (02/26/20)
Margin	76 (96-20)	VMI vs Christendom (11/20/19)
	72 (106-34)	UNC Greensboro vs William Peace (12/28/19)
	69 (117-48)	ETSU vs Mars Hill (12/29/19)
	68 (108-40)	The Citadel vs Carver (12/07/19)
	66 (98-32)	VMI vs Goucher (11/26/19)
Field goals made	46	The Citadel vs Piedmont (12/10/19)
	44	ETSU vs Mars Hill (12/29/19)
	44	Mercer vs Samford (02/19/20)
	43	Western Carolina vs Piedmont (12/28/19)
	41	Samford vs UVa-Wise (11/13/19)
	41	Mercer vs Milligan (12/28/19)
Field goal attempts	85	UNC Greensboro vs Samford (02/09/20)
	80	The Citadel vs Piedmont (12/10/19)
	79	Samford at Morehead State (11/05/19)
	79	Mercer vs Milligan (12/28/19)
Field goal percentage	.698 (37-53)	VMI vs Christendom (11/20/19)
	.661 (39-59)	Wofford vs North Greenville (12/13/19)
	.649 (37-57)	Samford at Houston Baptist (12/07/19)
	.644 (38-59)	Furman vs Columbia Int'l (11/22/19)
	.643 (27-42)	Mercer at ETSU (01/29/20)
3-Pt FG made	19	Wofford vs North Greenville (12/13/19)
	18	VMI vs Stetson (12/07/19)
	17	Furman at Elon (11/26/19)
	17	VMI vs Goucher (11/26/19)
	17	Chattanooga vs Samford (01/11/20)
	17	Furman vs Samford (01/22/20)
3-Pt FG attempts	45	The Citadel at NC State (12/22/19)
	45	UNC Greensboro at Wofford (01/04/20)
	41	Furman at Alabama (11/19/19)
	41	The Citadel at Longwood (12/19/19)
	40	VMI vs Goucher (11/26/19)
	40	Wofford at North Carolina (12/15/19)
	40	VMI vs UNC Greensboro (02/22/20)
3-Pt percentage	.619 (13-21)	Samford at Houston Baptist (12/07/19)
	.615 (16-26)	VMI vs Christendom (11/20/19)
	.600 (12-20)	Samford vs ETSU (02/22/20)
	.600 (9-15)	The Citadel vs UNC Asheville (11/09/19)
	.600 (6-10)	Mercer at UNC Greensboro (01/01/20)
Free throws made	31	ETSU at VMI (02/15/20)
	28	ETSU vs Delaware State (11/23/19)
	26	Samford at Houston Baptist (12/07/19)
	26	ETSU at UNC Greensboro (01/08/20)
	26	Western Carolina vs Mercer (01/11/20)
	26	Wofford at VMI (02/05/20)
Free throw attempts	43	Wofford at VMI (02/05/20)
	36	ETSU vs Delaware State (11/23/19)
	35	Western Carolina vs Mercer (01/11/20)

	35	ETSU at VMI (02/15/20)
	35	Chattanooga at VMI (02/26/20)
Free throw percentage	1.000 (13-13)	Wofford vs William & Mary (11/12/19)
	1.000 (13-13)	The Citadel at Western Carolina (02/22/20)
	1.000 (6-6)	VMI vs Christendom (11/20/19)
	1.000 (6-6)	Wofford at Samford (01/08/20)
	1.000 (5-5)	VMI vs Samford (01/04/20)
	1.000 (4-4)	Chattanooga vs Wofford (01/15/20)
	1.000 (2-2)	Chattanooga at The Citadel (02/19/20)
Rebounds	57	The Citadel vs Carver (12/07/19)
	56	ETSU vs Mars Hill (12/29/19)
	53	The Citadel vs Brevard (11/26/19)
	52	Samford vs Auburn Montgomery (12/03/19)
	52	Mercer at The Citadel (02/26/20)
	52	Western Carolina vs Samford (02/26/20)
Assists	30	Furman vs Samford (01/22/20)
	30	Mercer vs Samford (02/19/20)
	29	Chattanooga vs Tennessee Wesleyan (12/08/19)
	28	Chattanooga vs Samford (01/11/20)
	28	Western Carolina vs Samford (02/26/20)
Steals	23	UNC Greensboro vs William Peace (12/28/19)
	20	ETSU vs Milligan (12/15/19)
	18	Samford vs Auburn Montgomery (12/03/19)
	17	VMI vs Goucher (11/26/19)
	17	Mercer vs Milligan (12/28/19)
	17	ETSU vs Mars Hill (12/29/19)
	17	UNC Greensboro vs Mercer (01/01/20)
	17	UNC Greensboro at The Citadel (01/15/20)
Blocked shots	9	UNC Greensboro vs Western Carolina (02/12/20)
	8	UNC Greensboro vs Averett (11/11/19)
	8	The Citadel vs Brevard (11/26/19)
	8	UNC Greensboro vs Kennesaw State (12/04/19)
	7	Samford at Morehead State (11/05/19)
	7	ETSU vs Newberry (11/06/19)
	7	ETSU at UT Martin (11/09/19)
	7	Wofford vs High Point (11/09/19)
	7	UNC Greensboro vs Appalachian State (11/18/19)
	7	ETSU vs Delaware State (11/23/19)
	7	Mercer at Samford (01/18/20)
	7	UNC Greensboro vs Samford (02/09/20)
	7	Samford vs ETSU (02/22/20)
	7	The Citadel vs Mercer (02/26/20)
	7	VMI at Samford (02/29/20)
Turnovers	32	The Citadel vs UNC Greensboro (01/15/20)
	26	Samford vs Troy (11/23/19)
	24	Mercer at St. John's (11/06/19)
	24	Mercer at UNC Greensboro (01/01/20)
	24	Samford at UNC Greensboro (02/09/20)
Fouls	28	Mercer at St. John's (11/06/19)
	28	UNC Greensboro vs Kennesaw State (12/04/19)
	28	UNC Greensboro vs ETSU (01/08/20)
	28	VMI vs ETSU (02/15/20)
	27	Furman at Auburn (12/05/19)
	27	VMI vs Wofford (02/05/20)

2019-20 Southern Conference
Conference Individual Highs
Through games of Mar 05, 2020 (All games)

INDIVIDUAL PLAYER GAME HIGHS

Points	40		Jordan Lyons (Furman) at VMI (01/01/20)
	36		Greg Parham (VMI) at The Citadel (02/08/20)
	35		Josh Sharkey (Samford) vs Chattanooga (01/29/20)
	34		Djordje Dimitrijevic (Mercer) at Western Carolina (01/11/20)
	33		Jordan Lyons (Furman) at Alabama (11/19/19)
	33		Jordan Lyons (Furman) at Western Carolina (02/08/20)
Field goals made	14		Josh Sharkey (Samford) vs Chattanooga (01/29/20)
	13		Jeromy Rodriguez (ETSU) at The Citadel (12/04/19)
	13		Isaiah Miller (UNC Greensboro) vs Mercer (01/01/20)
	13		Greg Parham (VMI) at The Citadel (02/08/20)
	12		Isaiah Miller (UNC Greensboro) vs Kennesaw State (12/04/19)
	12		Isaiah Miller (UNC Greensboro) at Radford (12/07/19)
	12		Mike Bothwell (Furman) at Chattanooga (01/08/20)
	12		Isaiah Miller (UNC Greensboro) vs Chattanooga (01/18/20)
	12		Bo Hodges (ETSU) vs Chattanooga (01/25/20)
	12		Carlos Dotson (Western Carolina) at Wofford (02/15/20)
	12		Jeff Gary (Mercer) vs Samford (02/19/20)
Field goal attempts	25		Isaiah Miller (UNC Greensboro) vs Mercer (01/01/20)
	25		Isaiah Miller (UNC Greensboro) at Mercer (02/15/20)
	25		Nathan Hoover (Wofford) at UNC Greensboro (02/19/20)
	24		Josh Sharkey (Samford) at Morehead State (11/05/19)
	24		Josh Sharkey (Samford) vs Chattanooga (01/29/20)
Field goal percentage	1.000	(10-10)	Noah Gurley (Furman) vs Southern Wesleyan (11/15/19)
	.929	(13-14)	Greg Parham (VMI) at The Citadel (02/08/20)
	.917	(11-12)	Chevez Goodwin (Wofford) at The Citadel (01/29/20)
	.909	(10-11)	Carlos Dotson (Western Carolina) vs Chattanooga (12/03/19)
	.909	(10-11)	James Glisson III (Mercer) vs Samford (02/19/20)
3-Pt FG made	10		Jordan Lyons (Furman) at VMI (01/01/20)
	8		Onno Steger (Western Carolina) at The Citadel (01/04/20)
	8		Jeff Gary (Mercer) vs Samford (02/19/20)
	7		Patrick Good (ETSU) at UT Martin (11/09/19)
	7		Deandre Thomas (Samford) vs Troy (11/23/19)
	7		Isaiah Bigelow (Wofford) vs North Greenville (12/13/19)
	7		Onno Steger (Western Carolina) vs Furman (02/08/20)
	7		Matt Ryan (Chattanooga) at The Citadel (02/19/20)
	7		Fletcher Abee (The Citadel) at Western Carolina (02/22/20)
	7		Onno Steger (Western Carolina) vs Samford (02/26/20)
	7		Patrick Good (ETSU) vs Western Carolina (02/29/20)
3-Pt FG attempts	16		Jordan Lyons (Furman) at Alabama (11/19/19)
	15		Kaiden Rice (The Citadel) at NC State (12/22/19)
	14		Kaiden Rice (The Citadel) at Longwood (12/19/19)
	14		Fletcher Abee (The Citadel) at Western Carolina (02/22/20)
	14		Patrick Good (ETSU) vs Western Carolina (02/29/20)
3-Pt percentage	1.000	(6-6)	Greg Parham (VMI) at The Citadel (02/08/20)
	1.000	(5-5)	Stefan Kenic (Chattanooga) vs Samford (01/11/20)
	.875	(7-8)	Isaiah Bigelow (Wofford) vs North Greenville (12/13/19)
	.857	(6-7)	Matt Ryan (Chattanooga) vs Samford (01/11/20)
	.833	(10-12)	Jordan Lyons (Furman) at VMI (01/01/20)
	.833	(5-6)	Clay Mounce (Furman) vs Loyola Chicago (11/08/19)
	.833	(5-6)	Fletcher Abee (The Citadel) vs UNC Asheville (11/09/19)
	.833	(5-6)	David Jean-Baptiste (Chattanooga) vs South Alabama (11/15/19)
	.833	(5-6)	Daivien Williamson (ETSU) at Little Rock (11/30/19)
	.833	(5-6)	Kamdyn Curfman (VMI) at Virginia Tech (12/21/19)
	.833	(5-6)	Matt Halvorsen (Western Carolina) vs Piedmont (12/28/19)
Free throws made	13		Jordan Lyons (Furman) at Alabama (11/19/19)

	13		Kaelon Harris (The Citadel) at Longwood (12/19/19)
	12		Mason Faulkner (Western Carolina) vs Chattanooga (12/03/19)
	12		Djordje Dimitrijevic (Mercer) at Western Carolina (01/11/20)
	12		Josh Sharkey (Samford) at Western Carolina (02/26/20)
Free throw attempts	20		Chevez Goodwin (Wofford) at VMI (02/05/20)
	16		Mason Faulkner (Western Carolina) vs Chattanooga (12/03/19)
	15		Noah Gurley (Furman) vs UNC Greensboro (01/11/20)
	15		Carlos Dotson (Western Carolina) at UNC Greensboro (02/12/20)
	15		Josh Sharkey (Samford) at Western Carolina (02/26/20)
Free throw percentage	1.000	(13-13)	Jordan Lyons (Furman) at Alabama (11/19/19)
	1.000	(11-11)	Daivien Williamson (ETSU) at VMI (02/15/20)
	1.000	(10-10)	Nathan Hoover (Wofford) at Western Carolina (01/25/20)
	1.000	(9-9)	Garrett Gilkeson (VMI) vs Western Carolina (01/08/20)
	1.000	(9-9)	Nathan Hoover (Wofford) vs The Citadel (01/11/20)
	1.000	(9-9)	Matt Ryan (Chattanooga) at Samford (01/29/20)
	1.000	(9-9)	Brandon Austin (Samford) vs Furman (02/12/20)
	1.000	(9-9)	Robert Allen (Samford) vs VMI (02/29/20)
	1.000	(8-8)	Lucas N'Guessan (ETSU) vs Southern Utah (11/24/19)
	1.000	(8-8)	Jalen Dupree (Samford) at Houston Baptist (12/07/19)
	1.000	(8-8)	Jordan Lyons (Furman) at VMI (01/01/20)
	1.000	(8-8)	Eddie Davis III (The Citadel) at VMI (01/18/20)
	1.000	(8-8)	Jalen Dupree (Samford) vs Western Carolina (02/05/20)
	1.000	(8-8)	Matt Ryan (Chattanooga) at Wofford (02/08/20)
	1.000	(8-8)	Stefan Kenic (Chattanooga) vs VMI (02/12/20)
	1.000	(8-8)	Mason Faulkner (Western Carolina) vs VMI (02/19/20)
	1.000	(8-8)	Kamar Robertson (Mercer) at Chattanooga (02/22/20)
Rebounds	23		Ethan Stair (Mercer) at The Citadel (02/26/20)
	20		James Dickey (UNC Greensboro) at Mercer (02/15/20)
	17		Tyler Creammer (VMI) vs UC Davis (11/17/19)
	16		Jeromy Rodriguez (ETSU) at The Citadel (12/04/19)
	16		Ethan Stair (Mercer) at UNCW (12/16/19)
	16		James Dickey (UNC Greensboro) vs Samford (02/09/20)
Assists	15		Josh Sharkey (Samford) at Houston Baptist (12/07/19)
	15		Josh Sharkey (Samford) vs Alabama (12/18/19)
	14		Josh Sharkey (Samford) vs Troy (11/23/19)
	12		Mason Faulkner (Western Carolina) vs Samford (02/26/20)
	11		Tyson Batiste (The Citadel) at Southeast Missouri (11/19/19)
Steals	9		Isaiah Miller (UNC Greensboro) vs Mercer (01/01/20)
	8		Tray Boyd III (ETSU) vs Mars Hill (12/29/19)
	7		Mohammed Abdulsalam (UNC Greensboro) at Georgetown (11/30/19)
	7		Josh Sharkey (Samford) vs Auburn Montgomery (12/03/19)
	6		Keyshaun Langley (UNC Greensboro) vs Averett (11/11/19)
	6		Djordje Dimitrijevic (Mercer) at Georgia Southern (11/19/19)
	6		Tray Boyd III (ETSU) vs Delaware State (11/23/19)
	6		Josh Sharkey (Samford) at South Dakota State (11/27/19)
	6		Josh Sharkey (Samford) at Hawaii (12/15/19)
	6		Isaiah Miller (UNC Greensboro) at Furman (01/11/20)
Blocked shots	5		Mohammed Abdulsalam (UNC Greensboro) vs Western Carolina (02/12/20)
	5		Robert Allen (Samford) vs ETSU (02/22/20)
	4		Chevez Goodwin (Wofford) vs High Point (11/09/19)
	4		James Dickey (UNC Greensboro) vs Appalachian State (11/18/19)
	4		Logan Dye (Samford) vs Manhattan (11/19/19)
	4		Onno Steger (Western Carolina) at Jacksonville (11/21/19)
	4		James Dickey (UNC Greensboro) vs Kennesaw State (12/04/19)
	4		Maciej Bender (Mercer) vs Furman (12/20/19)
	4		James Dickey (UNC Greensboro) vs Northern Kentucky (12/21/19)
	4		Jake Stephens (VMI) at USC Upstate (12/29/19)
	4		Chevez Goodwin (Wofford) vs The Citadel (01/11/20)

	4	Derek Webster Jr. (The Citadel) vs VMI (02/08/20)
	4	Kyrin Galloway (UNC Greensboro) vs Samford (02/09/20)
	4	Maciej Bender (Mercer) vs Samford (02/19/20)
	4	Jake Stephens (VMI) at Western Carolina (02/19/20)
	4	Jake Stephens (VMI) at Samford (02/29/20)
Turnovers	10	Josh Sharkey (Samford) at The Citadel (02/15/20)
	9	Josh Sharkey (Samford) vs UNC Greensboro (01/25/20)
	8	Josh Sharkey (Samford) at South Dakota State (11/27/19)
	8	Josh Sharkey (Samford) at Georgetown (12/21/19)
	8	Josh Sharkey (Samford) vs The Citadel (01/01/20)
	8	Josh Sharkey (Samford) at Furman (01/22/20)

2019-20 Southern Conference
CONFERENCE BASKETBALL STATISTICS
Final (Conference games only)

SCORING OFFENSE	G	W-L	Pts	Avg/G
1. Western Carolina	18	10-8	1412	78.4
2. UNC Greensboro	18	13-5	1364	75.8
3. Chattanooga	18	10-8	1354	75.2
4. Furman	18	15-3	1353	75.2
5. ETSU	18	16-2	1310	72.8
6. Mercer	18	11-7	1286	71.4
7. Samford	18	4-14	1279	71.1
8. VMI	18	3-15	1259	69.9
9. Wofford	18	8-10	1252	69.6
10. The Citadel	18	0-18	1231	68.4

SCORING DEFENSE	G	Pts	Avg/G
1. ETSU	18	1157	64.3
2. Furman	18	1212	67.3
3. Wofford	18	1221	67.8
4. Mercer	18	1230	68.3
5. UNC Greensboro	18	1239	68.8
6. Chattanooga	18	1282	71.2
7. VMI	18	1358	75.4
8. Western Carolina	18	1385	76.9
9. The Citadel	18	1486	82.6
10. Samford	18	1530	85.0

SCORING MARGIN	G	Offense	Defense	Margin
1. ETSU	18	72.8	64.3	+8.5
2. Furman	18	75.2	67.3	+7.8
3. UNC Greensboro	18	75.8	68.8	+6.9
4. Chattanooga	18	75.2	71.2	+4.0
5. Mercer	18	71.4	68.3	+3.1
6. Wofford	18	69.6	67.8	+1.7
7. Western Carolina	18	78.4	76.9	+1.5
8. VMI	18	69.9	75.4	-5.5
9. Samford	18	71.1	85.0	-13.9
10. The Citadel	18	68.4	82.6	-14.2

FREE THROW PCT	G	FTM	FTA	Pct.
1. Samford	18	290	370	.784
2. Mercer	18	187	250	.748
3. Chattanooga	18	231	315	.733
4. Western Carolina	18	280	388	.722
5. VMI	18	169	240	.704
6. ETSU	18	252	359	.702
7. Furman	18	229	334	.686
8. Wofford	18	181	267	.678
9. The Citadel	18	219	325	.674
10. UNC Greensboro	18	209	323	.647

FIELD GOAL PERCENTAGE	G	FGM	FGA	Pct.
1. Furman	18	481	1017	.473
2. Chattanooga	18	482	1032	.467
3. Western Carolina	18	480	1031	.466
4. Mercer	18	478	1028	.465
5. ETSU	18	467	1018	.459
6. Wofford	18	460	1019	.451
7. UNC Greensboro	18	500	1159	.431
8. The Citadel	18	432	1029	.420
9. VMI	18	455	1094	.416
10. Samford	18	439	1067	.411

FIELD GOAL PCT DEFENSE	G	FGM	FGA	Pct.
1. Mercer	18	435	1040	.418
2. Wofford	18	431	1010	.427
3. Western Carolina	18	490	1137	.431
4. VMI	18	443	1021	.434
5. Furman	18	445	1008	.441
6. UNC Greensboro	18	428	968	.442
7. ETSU	18	411	922	.446
8. Chattanooga	18	482	1053	.458
9. The Citadel	18	536	1144	.469
10. Samford	18	573	1191	.481

3-POINT FG PCT	G	3FGM	3FGA	Pct.
1. Western Carolina	18	172	459	.375
2. Chattanooga	18	159	440	.361
3. Mercer	18	143	401	.357
4. Furman	18	162	466	.348
5. VMI	18	180	548	.328
6. UNC Greensboro	18	155	475	.326
7. ETSU	18	124	388	.320
8. Samford	18	111	353	.314
9. Wofford	18	151	488	.309
10. The Citadel	18	148	488	.303

3-POINT FG PCT DEFENSE	G	3FGM	3FGA	Pct.
1. Chattanooga	18	123	407	.302
2. Mercer	18	135	437	.309
3. Western Carolina	18	160	515	.311
4. Wofford	18	146	467	.313
5. Furman	18	139	439	.317
6. VMI	18	139	435	.320
7. ETSU	18	118	352	.335
8. UNC Greensboro	18	145	401	.362
9. The Citadel	18	179	495	.362
10. Samford	18	221	558	.396

REBOUNDING OFFENSE	G	Rebounds	Avg/G
1. Western Carolina	18	686	38.1
2. Mercer	18	656	36.4
3. UNC Greensboro	18	653	36.3
4. VMI	18	637	35.4
5. Samford	18	630	35.0
6. Chattanooga	18	617	34.3
7. ETSU	18	614	34.1
8. Wofford	18	580	32.2
9. Furman	18	559	31.1
10. The Citadel	18	554	30.8

REBOUNDING DEFENSE	G	Rebounds	Avg/G
1. ETSU	18	551	30.6
2. Wofford	18	574	31.9
3. Chattanooga	18	580	32.2
4. Mercer	18	582	32.3
5. Western Carolina	18	594	33.0
6. Furman	18	610	33.9
7. UNC Greensboro	18	626	34.8
8. VMI	18	678	37.7
9. Samford	18	690	38.3
10. The Citadel	18	701	38.9

2019-20 Southern Conference
CONFERENCE BASKETBALL STATISTICS
Final (Conference games only)

REBOUNDING MARGIN	G	Team	Avg.	Opp.	Avg.	Margin
1.	18	Western Carolina	686	38.1	594	33.0 +5.1
2.	18	Mercer	656	36.4	582	32.3 +4.1
3.	18	ETSU	614	34.1	551	30.6 +3.5
4.	18	Chattanooga	617	34.3	580	32.2 +2.1
5.	18	UNC Greensboro	653	36.3	626	34.8 +1.5
6.	18	Wofford	580	32.2	574	31.9 +0.3
7.	18	VMI	637	35.4	678	37.7 -2.3
8.	18	Furman	559	31.1	610	33.9 -2.8
9.	18	Samford	630	35.0	690	38.3 -3.3
10.	18	The Citadel	554	30.8	701	38.9 -8.2

BLOCKED SHOTS	G	No.	Avg/G
1.	18	UNC Greensboro	74 4.1
2.	18	Samford	65 3.6
3.	18	The Citadel	58 3.2
4.	18	Mercer	54 3.0
5.	18	ETSU	53 2.9
6.	18	Furman	48 2.7
7.	18	Wofford	47 2.6
8.	18	VMI	40 2.2
9.	18	Western Carolina	29 1.6
10.	18	Chattanooga	27 1.5

ASSISTS	G	No.	Avg/G
1.	18	VMI	276 15.3
2.	18	Western Carolina	268 14.9
3.	18	Furman	265 14.7
4.	18	Mercer	257 14.3
5.	18	Chattanooga	252 14.0
6.	18	Wofford	232 12.9
7.	18	The Citadel	231 12.8
8.	18	ETSU	230 12.8
9.	18	UNC Greensboro	225 12.5
10.	18	Samford	183 10.2

STEALS	G	No.	Avg/G
1.	18	UNC Greensboro	171 9.5
2.	18	Furman	141 7.8
	18	ETSU	141 7.8
4.	18	Samford	118 6.6
5.	18	The Citadel	104 5.8
6.	18	Mercer	103 5.7
7.	18	VMI	101 5.6
8.	18	Wofford	99 5.5
9.	18	Chattanooga	86 4.8
10.	18	Western Carolina	83 4.6

TURNOVER MARGIN	G	Team	Avg.	Opp.	Avg.	Margin
1.	18	UNC Greensboro	213	11.8	318	17.7 +5.8
2.	18	Furman	211	11.7	274	15.2 +3.5
	18	ETSU	207	11.5	270	15.0 +3.5
4.	18	Wofford	230	12.8	227	12.6 -0.2
5.	18	Chattanooga	203	11.3	189	10.5 -0.8
6.	18	VMI	231	12.8	214	11.9 -0.9
7.	18	Samford	271	15.1	237	13.2 -1.9
8.	18	Mercer	252	14.0	206	11.4 -2.6
9.	18	The Citadel	275	15.3	225	12.5 -2.8
10.	18	Western Carolina	251	13.9	184	10.2 -3.7

ASSIST/TURNOVER RATIO	G	Ast.	Avg.	T/O	Avg.	Ratio
1.	18	Furman	265 14.7	211	11.7	1.3
2.	18	Chattanooga	252 14.0	203	11.3	1.2
3.	18	VMI	276 15.3	231	12.8	1.2
4.	18	ETSU	230 12.8	207	11.5	1.1
5.	18	Western Carolina	268 14.9	251	13.9	1.1
6.	18	UNC Greensboro	225 12.5	213	11.8	1.1
7.	18	Mercer	257 14.3	252	14.0	1.0
8.	18	Wofford	232 12.9	230	12.8	1.0
9.	18	The Citadel	231 12.8	275	15.3	0.8
10.	18	Samford	183 10.2	271	15.1	0.7

OFFENSIVE REBOUNDS	G	No.	Avg/G
1.	18	UNC Greensboro	224 12.4
2.	18	ETSU	192 10.7
3.	18	Samford	187 10.4
4.	18	VMI	179 9.9
5.	18	Western Carolina	171 9.5
6.	18	Mercer	166 9.2
7.	18	Chattanooga	146 8.1
8.	18	Furman	138 7.7
9.	18	Wofford	136 7.6
10.	18	The Citadel	124 6.9

DEFENSIVE REBOUNDS	G	No.	Avg/G
1.	18	Western Carolina	515 28.6
2.	18	Mercer	490 27.2
3.	18	Chattanooga	471 26.2
4.	18	VMI	458 25.4
5.	18	Wofford	444 24.7
6.	18	Samford	443 24.6
7.	18	The Citadel	430 23.9
8.	18	UNC Greensboro	429 23.8
9.	18	ETSU	422 23.4
10.	18	Furman	421 23.4

DEFENSIVE REB PCT.	G	D-Reb	Opp. OR	D-Reb%
1.	18	Chattanooga	471	139 .772
2.	18	Wofford	444	136 .766
3.	18	Western Carolina	515	164 .758
4.	18	ETSU	422	135 .758
5.	18	Mercer	490	175 .737
6.	18	UNC Greensboro	429	160 .728
7.	18	Furman	421	166 .717
8.	18	VMI	458	182 .716
9.	18	The Citadel	430	197 .686
10.	18	Samford	443	209 .679

OFFENSIVE REB PCT.	G	O-Reb	Opp. DR	O-Reb%
1.	18	UNC Greensboro	224	466 .325
2.	18	ETSU	192	416 .316
3.	18	Mercer	166	407 .290
4.	18	Western Carolina	171	430 .285
5.	18	Samford	187	481 .280
6.	18	VMI	179	496 .265
7.	18	Chattanooga	146	441 .249
8.	18	Furman	138	444 .237
9.	18	Wofford	136	438 .237
10.	18	The Citadel	124	504 .197

2019-20 Southern Conference
CONFERENCE BASKETBALL STATISTICS
Final (Conference games only)

3-POINT FG MADE	G	No.	Avg/G
1. VMI	18	180	10.0
2. Western Carolina	18	172	9.6
3. Furman	18	162	9.0
4. Chattanooga	18	159	8.8
5. UNC Greensboro	18	155	8.6
6. Wofford	18	151	8.4
7. The Citadel	18	148	8.2
8. Mercer	18	143	7.9
9. ETSU	18	124	6.9
10. Samford	18	111	6.2

2019-20 Southern Conference
CONFERENCE BASKETBALL STATISTICS
Final (Conference games only)

Team	Conference	Pct.	PF	PA	Overall	Pct.	PF	PA	Current unbeaten streak
ETSU	16-2	.889	72.8	64.3	16-2	.889	72.8	64.3	ETSU -- 9
Furman	15-3	.833	75.2	67.3	15-3	.833	75.2	67.3	Mercer -- 4
UNC Greensboro	13-5	.722	75.8	68.8	13-5	.722	75.8	68.8	Furman -- 3
Mercer	11-7	.611	71.4	68.3	11-7	.611	71.4	68.3	Chattanooga -- 2
Western Carolina	10-8	.556	78.4	76.9	10-8	.556	78.4	76.9	Samford -- 1
Chattanooga	10-8	.556	75.2	71.2	10-8	.556	75.2	71.2	
Wofford	8-10	.444	69.6	67.8	8-10	.444	69.6	67.8	
Samford	4-14	.222	71.1	85.0	4-14	.222	71.1	85.0	
VMI	3-15	.167	69.9	75.4	3-15	.167	69.9	75.4	
The Citadel	0-18	.000	68.4	82.6	0-18	.000	68.4	82.6	

TEAM SUMMARIES	G	PF-PA	Avg score	Margin	FG-FGA	Pct.	3FG-FGA	Pct.	FT-FTA	Pct.	RebF	RebA	Margin
Chattanooga	18	1354-1282	75.2-71.2	+4.0	482-1032	.467	159-440	.361	231-315	.733	617	580	+2.1
ETSU	18	1310-1157	72.8-64.3	+8.5	467-1018	.459	124-388	.320	252-359	.702	614	551	+3.5
Furman	18	1353-1212	75.2-67.3	+7.8	481-1017	.473	162-466	.348	229-334	.686	559	610	-2.8
Mercer	18	1286-1230	71.4-68.3	+3.1	478-1028	.465	143-401	.357	187-250	.748	656	582	+4.1
Samford	18	1279-1530	71.1-85.0	-13.9	439-1067	.411	111-353	.314	290-370	.784	630	690	-3.3
The Citadel	18	1231-1486	68.4-82.6	-14.2	432-1029	.420	148-488	.303	219-325	.674	554	701	-8.2
UNC Greensboro	18	1364-1239	75.8-68.8	+6.9	500-1159	.431	155-475	.326	209-323	.647	653	626	+1.5
VMI	18	1259-1358	69.9-75.4	-5.5	455-1094	.416	180-548	.328	169-240	.704	637	678	-2.3
Western Carolina	18	1412-1385	78.4-76.9	+1.5	480-1031	.466	172-459	.375	280-388	.722	686	594	+5.1
Wofford	18	1252-1221	69.6-67.8	+1.7	460-1019	.451	151-488	.309	181-267	.678	580	574	+0.3

ATTENDANCE	Home	Average	Away	Average	Neutral	Average	Total	Average
Chattanooga	9-26196	2911	9-23024	2558	0-0	0	18-49220	2734
ETSU	9-47667	5296	9-20982	2331	0-0	0	18-68649	3814
Furman	9-24446	2716	9-24970	2774	0-0	0	18-49416	2745
Mercer	9-28986	3221	9-19851	2206	0-0	0	18-48837	2713
Samford	9-4823	536	9-20889	2321	0-0	0	18-25712	1428
The Citadel	9-11129	1237	9-25620	2847	0-0	0	18-36749	2042
UNC Greensboro	9-31097	3455	9-24908	2768	0-0	0	18-56005	3111
VMI	9-14871	1652	9-21236	2360	0-0	0	18-36107	2006
Western Carolina	9-22579	2509	9-21133	2348	0-0	0	18-43712	2428
Wofford	9-19385	2154	9-28566	3174	0-0	0	18-47951	2664
Totals	90-231179	2569	90-231179	2569	0-0	0	180-462358	2569

2019-20 Southern Conference
INDIVIDUAL BASKETBALL STATISTICS
Final (Conference games only)

To be ranked, a player must appear in at least 75.0% of their team's games.

SCORING								REBOUNDING							
	Cl	G	FG	3FG	FT	Pts	Avg/G		Cl	G	Off	Def	Total	Avg/G	
1. Isaiah Miller-UNCG	Jr	18	140	18	49	347	19.3	1. Carlos Dotson-WCU	Sr	17	53	133	186	10.9	
2. Josh Sharkey-SAM	Sr	18	105	29	89	328	18.2	2. James Dickey-UNCG	Sr	18	53	124	177	9.8	
3. Djordje Dimitrijevic-MER	Sr	17	104	44	57	309	18.2	3. Ethan Stair-MER	Sr	18	35	125	160	8.9	
4. Carlos Dotson-WCU	Sr	17	116	0	66	298	17.5	4. Jalen Dupree-SAM	Sr	18	49	90	139	7.7	
5. Jordan Lyons-FUR	Sr	18	96	48	70	310	17.2	5. Robert Allen-SAM	So	18	30	100	130	7.2	
Mason Faulkner-WCU	Jr	18	92	36	90	310	17.2	6. Lucas N'Guessan-ETSU	Sr	18	39	84	123	6.8	
7. Matt Ryan-UTC	Sr	18	101	51	54	307	17.1	7. Chevez Goodwin-WOF	Jr	18	39	74	113	6.3	
8. Nathan Hoover-WOF	Sr	18	100	48	50	298	16.6	8. Maciej Bender-MER	Jr	18	32	79	111	6.2	
9. Onno Steger-WCU	Sr	18	85	55	41	266	14.8	9. Kaelon Harris-CIT	Sr	17	24	80	104	6.1	
Ramon Vila-UTC	Jr	18	113	0	40	266	14.8	10. Mason Faulkner-WCU	Jr	18	15	95	110	6.1	
11. Robert Allen-SAM	So	18	96	19	48	259	14.4	11. Clay Mounce-FUR	Jr	18	28	77	105	5.8	
12. Kaelon Harris-CIT	Sr	17	82	18	58	240	14.1	Garrett Gilkeson-VMI	Sr	18	23	82	105	5.8	
13. Noah Gurley-FUR	So	18	96	13	48	253	14.1	13. Bo Hodges-ETSU	Jr	17	16	83	99	5.8	
14. Tray Boyd III-ETSU	Sr	18	83	44	33	243	13.5	14. Isaiah Miller-UNCG	Jr	18	35	61	96	5.3	
15. Chevez Goodwin-WOF	Jr	18	101	0	32	234	13.0	Ramon Vila-UTC	Jr	18	41	55	96	5.3	
16. David Jean-Baptiste-UTC	Jr	18	84	30	27	225	12.5	Matt Ryan-UTC	Sr	18	10	86	96	5.3	
17. Clay Mounce-FUR	Jr	18	84	28	27	223	12.4	17. Jalen Slawson-FUR	So	18	30	64	94	5.2	
18. Ethan Stair-MER	Sr	18	87	25	23	222	12.3	Isaiah Tisdale-ETSU	Sr	18	34	60	94	5.2	
19. Fletcher Abee-CIT	Fr	18	72	46	29	219	12.2	19. Noah Gurley-FUR	So	18	21	62	83	4.6	
20. Jeff Gary-MER	Jr	18	78	43	18	217	12.1	Jake Stephens-VMI	So	18	21	62	83	4.6	
21. Travis Eeve-VMI	Fr	18	74	34	34	216	12.0								
22. Bo Hodges-ETSU	Jr	17	76	6	42	200	11.8								
23. Brandon Austin-SAM	Sr	17	62	32	38	194	11.4								
24. Garrett Gilkeson-VMI	Sr	18	63	28	48	202	11.2								
25. Mike Bothwell-FUR	So	18	69	26	36	200	11.1								
Kaiden Rice-CIT	Jr	18	67	43	23	200	11.1								
27. Greg Parham-VMI	Jr	18	74	27	15	190	10.6								
28. Lucas N'Guessan-ETSU	Sr	18	73	2	38	186	10.3								
29. Jalen Dupree-SAM	Sr	18	68	3	46	185	10.3								
30. Daivien Williamson-ETSU	So	18	63	15	39	180	10.0								

FIELD GOAL PCT						ASSISTS				
	Cl	G	FGM	FGA	Pct.		Cl	G	No.	Avg/G
1. Chevez Goodwin-WOF	Jr	18	101	150	.673	1. Mason Faulkner-WCU	Jr	18	107	5.9
2. Lucas N'Guessan-ETSU	Sr	18	73	113	.646	2. Josh Sharkey-SAM	Sr	18	103	5.7
3. Carlos Dotson-WCU	Sr	17	116	184	.630	3. Tyson Batiste-CIT	Sr	18	87	4.8
4. Ramon Vila-UTC	Jr	18	113	180	.628	4. Storm Murphy-WOF	Jr	18	75	4.2
5. James Dickey-UNCG	Sr	18	68	117	.581	5. Djordje Dimitrijevic-MER	Sr	17	67	3.9
6. Noah Gurley-FUR	So	18	96	186	.516	6. Alex Hunter-FUR	Jr	18	66	3.7
7. Clay Mounce-FUR	Jr	18	84	166	.506	7. Greg Parham-VMI	Jr	18	62	3.4
8. Ethan Stair-MER	Sr	18	87	175	.497	8. Garrett Gilkeson-VMI	Sr	18	58	3.2
9. Maciej Bender-MER	Jr	18	65	131	.496	9. Isaiah Tisdale-ETSU	Sr	18	56	3.1
10. Kaleb Hunter-UNCG	So	16	56	116	.483	10. Isaiah Miller-UNCG	Jr	18	55	3.1
11. Mike Bothwell-FUR	So	18	69	143	.483	11. David Jean-Baptiste-UTC	Jr	18	51	2.8
12. Jordan Lyons-FUR	Sr	18	96	200	.480	12. Maurice Commander-UTC	So	17	48	2.8
13. Jalen Dupree-SAM	Sr	18	68	142	.479	13. Mike Bothwell-FUR	So	18	46	2.6
14. Isaiah Tisdale-ETSU	Sr	18	59	124	.476	14. Malik Massey-UNCG	Sr	18	44	2.4
15. Onno Steger-WCU	Sr	18	85	180	.472	15. Daivien Williamson-ETSU	So	18	43	2.4
						Ethan Stair-MER	Sr	18	43	2.4

2019-20 Southern Conference
INDIVIDUAL BASKETBALL STATISTICS
Final (Conference games only)

FREE THROW PCT		Cl	G	FTM	FTA	Pct.
1.	Matt Ryan-UTC	Sr	18	54	58	.931
2.	Brandon Austin-SAM	Sr	17	38	41	.927
3.	Nathan Hoover-WOF	Sr	18	50	54	.926
4.	Mike Bothwell-FUR	So	18	36	41	.878
5.	Djordje Dimitrijevic-MER	Sr	17	57	65	.877
6.	Daivien Williamson-ETSU	So	18	39	46	.848
7.	Jalen Dupree-SAM	Sr	18	46	55	.836
8.	Onno Steger-WCU	Sr	18	41	51	.804
9.	Jordan Lyons-FUR	Sr	18	70	88	.795
10.	Josh Sharkey-SAM	Sr	18	89	114	.781
11.	Mason Faulkner-WCU	Jr	18	90	116	.776
12.	Garrett Gilkeson-VMI	Sr	18	48	62	.774
13.	Robert Allen-SAM	So	18	48	68	.706
14.	Ramon Vila-UTC	Jr	18	40	57	.702
15.	Kaelon Harris-CIT	Sr	17	58	83	.699

STEALS		Cl	G	No.	Avg/G
1.	Isaiah Miller-UNCG	Jr	18	58	3.2
2.	Josh Sharkey-SAM	Sr	18	37	2.1
3.	Bo Hodges-ETSU	Jr	17	28	1.6
4.	Djordje Dimitrijevic-MER	Sr	17	24	1.4
	Patrick Good-ETSU	Jr	17	24	1.4
6.	Travis Eeve-VMI	Fr	18	25	1.4
7.	Tray Boyd III-ETSU	Sr	18	24	1.3
	Mike Bothwell-FUR	So	18	24	1.3
	Ethan Stair-MER	Sr	18	24	1.3
	Jordan Lyons-FUR	Sr	18	24	1.3
11.	Alex Hunter-FUR	Jr	18	23	1.3
	Isaiah Tisdale-ETSU	Sr	18	23	1.3
13.	Fletcher Abee-CIT	Fr	18	22	1.2
14.	Tre Clark-FUR	Jr	16	19	1.2
15.	Robert Allen-SAM	So	18	21	1.2
	David Jean-Baptiste-UTC	Jr	18	21	1.2
	Malik Massey-UNCG	Sr	18	21	1.2

3-POINT FG PCT		Cl	G	3FG	FGA	Pct.
1.	Onno Steger-WCU	Sr	18	55	120	.458
2.	Travion McCray-WCU	Fr	18	22	51	.431
3.	Jeff Gary-MER	Jr	18	43	101	.426
4.	Greg Parham-VMI	Jr	18	27	67	.403
5.	Mike Bothwell-FUR	So	18	26	67	.388
6.	Jordan Lyons-FUR	Sr	18	48	124	.387
7.	Matt Halvorsen-WCU	Jr	18	41	106	.387
8.	Angelo Allegri-UNCG	So	18	30	79	.380
9.	Djordje Dimitrijevic-MER	Sr	17	44	116	.379
10.	Keyshaun Langley-UNCG	Fr	18	20	53	.377
11.	Brandon Austin-SAM	Sr	17	32	85	.376
12.	Matt Ryan-UTC	Sr	18	51	136	.375
13.	Alex Hunter-FUR	Jr	18	36	97	.371
14.	Sean Conway-VMI	Fr	18	18	49	.367
15.	Josh Sharkey-SAM	Sr	18	29	79	.367

3-POINT FG MADE		Cl	G	3FG	Avg/G
1.	Onno Steger-WCU	Sr	18	55	3.1
2.	Matt Ryan-UTC	Sr	18	51	2.8
3.	Nathan Hoover-WOF	Sr	18	48	2.7
	Jordan Lyons-FUR	Sr	18	48	2.7
5.	Djordje Dimitrijevic-MER	Sr	17	44	2.6
6.	Fletcher Abee-CIT	Fr	18	46	2.6
7.	Tray Boyd III-ETSU	Sr	18	44	2.4
8.	Jeff Gary-MER	Jr	18	43	2.4
	Kaiden Rice-CIT	Jr	18	43	2.4
10.	Matt Halvorsen-WCU	Jr	18	41	2.3
11.	Alex Hunter-FUR	Jr	18	36	2.0
	Mason Faulkner-WCU	Jr	18	36	2.0
	Kamdyn Curfman-VMI	Fr	18	36	2.0
14.	Travis Eeve-VMI	Fr	18	34	1.9
15.	Brandon Austin-SAM	Sr	17	32	1.9

BLOCKED SHOTS		Cl	G	No.	Avg/G
1.	Maciej Bender-MER	Jr	18	28	1.6
2.	Robert Allen-SAM	So	18	26	1.4
3.	James Dickey-UNCG	Sr	18	24	1.3
4.	Messiah Jones-WOF	Fr	18	20	1.1
5.	Jalen Slawson-FUR	So	18	19	1.1
6.	Jalen Dupree-SAM	Sr	18	18	1.0
	Jake Stephens-VMI	So	18	18	1.0
	Lucas N'Guessan-ETSU	Sr	18	18	1.0
9.	Derek Webster Jr.-CIT	Jr	17	15	0.9
10.	Brady Spence-CIT	Fr	14	12	0.9
11.	Chevez Goodwin-WOF	Jr	18	14	0.8
12.	Stephen Clark-CIT	Fr	16	12	0.8
13.	Bo Hodges-ETSU	Jr	17	11	0.6
14.	Mohammed Abdulsalam-UNCG	So	18	11	0.6
15.	Isaiah Bigelow-WOF	Fr	18	10	0.6
	Noah Gurley-FUR	So	18	10	0.6

ASSIST/TURNOVER RATIO		Cl	G	Ast.	T/O	Ratio
1.	Isaiah Tisdale-ETSU	Sr	18	56	20	2.8
2.	Alex Hunter-FUR	Jr	18	66	25	2.6
3.	Garrett Gilkeson-VMI	Sr	18	58	25	2.3
4.	Storm Murphy-WOF	Jr	18	75	39	1.9
5.	Mason Faulkner-WCU	Jr	18	107	60	1.8
6.	Greg Parham-VMI	Jr	18	62	36	1.7
7.	Tyson Batiste-CIT	Sr	18	87	53	1.6
8.	Djordje Dimitrijevic-MER	Sr	17	67	48	1.4
9.	Isaiah Miller-UNCG	Jr	18	55	48	1.1
10.	Josh Sharkey-SAM	Sr	18	103	112	0.9

2019-20 Southern Conference
INDIVIDUAL BASKETBALL STATISTICS
Final (Conference games only)

OFFENSIVE REBOUNDS	Cl	G	No.	Avg/G
1. Carlos Dotson-WCU	Sr	17	53	3.1
2. James Dickey-UNCG	Sr	18	53	2.9
3. Jalen Dupree-SAM	Sr	18	49	2.7
4. Ramon Vila-UTC	Jr	18	41	2.3
5. Lucas N'Guessan-ETSU	Sr	18	39	2.2
Chevez Goodwin-WOF	Jr	18	39	2.2
7. Ethan Stair-MER	Sr	18	35	1.9
Isaiah Miller-UNCG	Jr	18	35	1.9
9. Isaiah Tisdale-ETSU	Sr	18	34	1.9
10. Kaleb Hunter-UNCG	So	16	29	1.8
11. Maciej Bender-MER	Jr	18	32	1.8
Messiah Jones-WOF	Fr	18	32	1.8
13. Robert Allen-SAM	So	18	30	1.7
Jalen Slawson-FUR	So	18	30	1.7
15. Clay Mounce-FUR	Jr	18	28	1.6
Onno Steger-WCU	Sr	18	28	1.6
Vonnie Patterson-ETSU	Jr	18	28	1.6

DEFENSIVE REBOUNDS	Cl	G	No.	Avg/G
1. Carlos Dotson-WCU	Sr	17	133	7.8
2. Ethan Stair-MER	Sr	18	125	6.9
3. James Dickey-UNCG	Sr	18	124	6.9
4. Robert Allen-SAM	So	18	100	5.6
5. Mason Faulkner-WCU	Jr	18	95	5.3
6. Jalen Dupree-SAM	Sr	18	90	5.0
7. Bo Hodges-ETSU	Jr	17	83	4.9
8. Matt Ryan-UTC	Sr	18	86	4.8
9. Kaelon Harris-CIT	Sr	17	80	4.7
10. Lucas N'Guessan-ETSU	Sr	18	84	4.7
11. Garrett Gilkeson-VMI	Sr	18	82	4.6
12. Maciej Bender-MER	Jr	18	79	4.4
13. Clay Mounce-FUR	Jr	18	77	4.3
14. Chevez Goodwin-WOF	Jr	18	74	4.1
15. Tyson Batiste-CIT	Sr	18	66	3.7

MINUTES PLAYED	Cl	G	No.	Avg/G
1. Djordje Dimitrijevic-MER	Sr	17	607	35.7
2. Nathan Hoover-WOF	Sr	18	625	34.7
3. Jordan Lyons-FUR	Sr	18	621	34.5
4. Fletcher Abee-CIT	Fr	18	613	34.1
5. Ethan Stair-MER	Sr	18	609	33.8
6. Garrett Gilkeson-VMI	Sr	18	604	33.6
7. Robert Allen-SAM	So	18	603	33.5
8. Josh Sharkey-SAM	Sr	18	601	33.4
9. Mason Faulkner-WCU	Jr	18	597	33.2
10. Jeff Gary-MER	Jr	18	596	33.1

2019-20 Southern Conference
Conference Team Highs
Final (Conference games only)

TEAM HIGHS (highest totals made by)

Points	109	Western Carolina vs Samford (02/26/20)
	106	Mercer vs Samford (02/19/20)
	105	Chattanooga vs Samford (01/11/20)
	101	Furman vs Samford (01/22/20)
	98	Wofford vs UNC Greensboro (01/04/20)
Margin	40 (106-66)	Mercer vs Samford (02/19/20)
	38 (105-67)	Chattanooga vs Samford (01/11/20)
	31 (109-78)	Western Carolina vs Samford (02/26/20)
	28 (95-67)	UNC Greensboro vs Samford (02/09/20)
	25 (88-63)	ETSU vs Samford (01/15/20)
Field goals made	44	Mercer vs Samford (02/19/20)
	40	Chattanooga vs Samford (01/11/20)
	40	Western Carolina vs Samford (02/26/20)
	39	Chattanooga at The Citadel (02/19/20)
	38	Furman vs Samford (01/22/20)
Field goal attempts	85	UNC Greensboro vs Samford (02/09/20)
	78	UNC Greensboro at Wofford (01/04/20)
	76	VMI vs Western Carolina (01/08/20)
	76	Western Carolina vs Samford (02/26/20)
	76	Samford vs VMI (02/29/20)
Field goal percentage	.643 (27-42)	Mercer at ETSU (01/29/20)
	.611 (44-72)	Mercer vs Samford (02/19/20)
	.600 (27-45)	Chattanooga at Wofford (02/08/20)
	.580 (29-50)	Wofford vs Chattanooga (02/08/20)
	.571 (28-49)	Furman at VMI (01/01/20)
3-Pt FG made	.571 (28-49)	Furman vs Mercer (02/05/20)
	17	Chattanooga vs Samford (01/11/20)
	17	Furman vs Samford (01/22/20)
	16	VMI vs Samford (01/04/20)
	15	Western Carolina at The Citadel (01/04/20)
3-Pt FG attempts	15	The Citadel at Western Carolina (02/22/20)
	15	Western Carolina vs Samford (02/26/20)
	15	VMI at Samford (02/29/20)
	45	UNC Greensboro at Wofford (01/04/20)
	40	VMI vs UNC Greensboro (02/22/20)
3-Pt percentage	40	VMI at Samford (02/29/20)
	39	Furman vs Samford (01/22/20)
	39	VMI vs Mercer (01/25/20)
	39	UNC Greensboro at Western Carolina (01/29/20)
	.600 (12-20)	Samford vs ETSU (02/22/20)
Free throws made	.600 (6-10)	Mercer at UNC Greensboro (01/01/20)
	.563 (9-16)	ETSU vs UNC Greensboro (02/01/20)
	.548 (17-31)	Chattanooga vs Samford (01/11/20)
	.542 (13-24)	Furman at VMI (01/01/20)
	31	ETSU at VMI (02/15/20)
Free throw attempts	26	ETSU at UNC Greensboro (01/08/20)
	26	Western Carolina vs Mercer (01/11/20)
	26	Wofford at VMI (02/05/20)
	25	Samford vs Mercer (01/18/20)
	43	Wofford at VMI (02/05/20)
	35	Western Carolina vs Mercer (01/11/20)
	35	ETSU at VMI (02/15/20)
	35	Chattanooga at VMI (02/26/20)
	33	ETSU at UNC Greensboro (01/08/20)
	33	UNC Greensboro vs Wofford (02/19/20)

Free throw percentage	1.000	(13-13)	The Citadel at Western Carolina (02/22/20)
	1.000	(6-6)	Wofford at Samford (01/08/20)
	1.000	(5-5)	VMI vs Samford (01/04/20)
	1.000	(4-4)	Chattanooga vs Wofford (01/15/20)
	1.000	(2-2)	Chattanooga at The Citadel (02/19/20)
Rebounds	52		Mercer at The Citadel (02/26/20)
	52		Western Carolina vs Samford (02/26/20)
	49		UNC Greensboro at VMI (02/22/20)
	48		UNC Greensboro vs Samford (02/09/20)
	47		Western Carolina at VMI (01/08/20)
Assists	47		Samford vs VMI (02/29/20)
	30		Furman vs Samford (01/22/20)
	30		Mercer vs Samford (02/19/20)
	28		Chattanooga vs Samford (01/11/20)
	28		Western Carolina vs Samford (02/26/20)
Steals	26		Chattanooga at Samford (01/29/20)
	17		UNC Greensboro vs Mercer (01/01/20)
	17		UNC Greensboro at The Citadel (01/15/20)
	16		UNC Greensboro at Furman (01/11/20)
	13		ETSU at Furman (01/04/20)
	13		Furman at The Citadel (01/25/20)
	13		UNC Greensboro vs The Citadel (02/05/20)
	13		UNC Greensboro vs Samford (02/09/20)
Blocked shots	13		Furman vs The Citadel (02/29/20)
	9		UNC Greensboro vs Western Carolina (02/12/20)
	7		Mercer at Samford (01/18/20)
	7		UNC Greensboro vs Samford (02/09/20)
	7		Samford vs ETSU (02/22/20)
Turnovers	7		The Citadel vs Mercer (02/26/20)
	7		VMI at Samford (02/29/20)
	32		The Citadel vs UNC Greensboro (01/15/20)
	24		Mercer at UNC Greensboro (01/01/20)
	24		Samford at UNC Greensboro (02/09/20)
	22		Western Carolina at ETSU (02/29/20)
	21		Samford at Furman (01/22/20)
Fouls	21		The Citadel vs Furman (01/25/20)
	21		The Citadel at UNC Greensboro (02/05/20)
	21		Mercer vs UNC Greensboro (02/15/20)
	28		UNC Greensboro vs ETSU (01/08/20)
	28		VMI vs ETSU (02/15/20)
	27		VMI vs Wofford (02/05/20)
	25		The Citadel at Samford (01/01/20)
25		Mercer at Western Carolina (01/11/20)	
25		The Citadel at Wofford (01/11/20)	
25		Mercer vs ETSU (02/08/20)	

2019-20 Southern Conference
Conference Individual Highs
Final (Conference games only)

INDIVIDUAL PLAYER GAME HIGHS

Points	40	Jordan Lyons (Furman) at VMI (01/01/20)
	36	Greg Parham (VMI) at The Citadel (02/08/20)
Field goals made	35	Josh Sharkey (Samford) vs Chattanooga (01/29/20)
	34	Djordje Dimitrijevic (Mercer) at Western Carolina (01/11/20)
	33	Jordan Lyons (Furman) at Western Carolina (02/08/20)
	14	Josh Sharkey (Samford) vs Chattanooga (01/29/20)
	13	Jeromy Rodriguez (ETSU) at The Citadel (12/04/19)
	13	Isaiah Miller (UNC Greensboro) vs Mercer (01/01/20)
Field goal attempts	13	Greg Parham (VMI) at The Citadel (02/08/20)
	12	Mike Bothwell (Furman) at Chattanooga (01/08/20)
	12	Isaiah Miller (UNC Greensboro) vs Chattanooga (01/18/20)
	12	Bo Hodges (ETSU) vs Chattanooga (01/25/20)
	12	Carlos Dotson (Western Carolina) at Wofford (02/15/20)
	12	Jeff Gary (Mercer) vs Samford (02/19/20)
	25	Isaiah Miller (UNC Greensboro) vs Mercer (01/01/20)
	25	Isaiah Miller (UNC Greensboro) at Mercer (02/15/20)
	25	Nathan Hoover (Wofford) at UNC Greensboro (02/19/20)
	24	Josh Sharkey (Samford) vs Chattanooga (01/29/20)
Field goal percentage	23	Isaiah Miller (UNC Greensboro) at Wofford (01/04/20)
	23	Isaiah Miller (UNC Greensboro) vs Chattanooga (01/18/20)
	.929 (13-14)	Greg Parham (VMI) at The Citadel (02/08/20)
	.917 (11-12)	Chevez Goodwin (Wofford) at The Citadel (01/29/20)
	.909 (10-11)	Carlos Dotson (Western Carolina) vs Chattanooga (12/03/19)
3-Pt FG made	.909 (10-11)	James Glisson III (Mercer) vs Samford (02/19/20)
	.900 (9-10)	Ramon Vila (Chattanooga) vs VMI (02/12/20)
	10	Jordan Lyons (Furman) at VMI (01/01/20)
	8	Onno Steger (Western Carolina) at The Citadel (01/04/20)
	8	Jeff Gary (Mercer) vs Samford (02/19/20)
	7	Onno Steger (Western Carolina) vs Furman (02/08/20)
	7	Matt Ryan (Chattanooga) at The Citadel (02/19/20)
	7	Fletcher Abee (The Citadel) at Western Carolina (02/22/20)
3-Pt FG attempts	7	Onno Steger (Western Carolina) vs Samford (02/26/20)
	7	Patrick Good (ETSU) vs Western Carolina (02/29/20)
	14	Fletcher Abee (The Citadel) at Western Carolina (02/22/20)
	14	Patrick Good (ETSU) vs Western Carolina (02/29/20)
	13	Angelo Allegri (UNC Greensboro) at Wofford (01/04/20)
3-Pt percentage	13	Matt Ryan (Chattanooga) at Samford (01/29/20)
	13	Nathan Hoover (Wofford) at UNC Greensboro (02/19/20)
	1.000 (6-6)	Greg Parham (VMI) at The Citadel (02/08/20)
	1.000 (5-5)	Stefan Kenic (Chattanooga) vs Samford (01/11/20)
	.857 (6-7)	Matt Ryan (Chattanooga) vs Samford (01/11/20)
Free throws made	.833 (10-12)	Jordan Lyons (Furman) at VMI (01/01/20)
	.800 (8-10)	Jeff Gary (Mercer) vs Samford (02/19/20)
	12	Mason Faulkner (Western Carolina) vs Chattanooga (12/03/19)
	12	Djordje Dimitrijevic (Mercer) at Western Carolina (01/11/20)
	12	Josh Sharkey (Samford) at Western Carolina (02/26/20)
	11	Chevez Goodwin (Wofford) at VMI (02/05/20)
Free throw attempts	11	Daivien Williamson (ETSU) at VMI (02/15/20)
	20	Chevez Goodwin (Wofford) at VMI (02/05/20)
	16	Mason Faulkner (Western Carolina) vs Chattanooga (12/03/19)
	15	Noah Gurley (Furman) vs UNC Greensboro (01/11/20)
	15	Carlos Dotson (Western Carolina) at UNC Greensboro (02/12/20)
Free throw percentage	15	Josh Sharkey (Samford) at Western Carolina (02/26/20)
	1.000 (11-11)	Daivien Williamson (ETSU) at VMI (02/15/20)
	1.000 (10-10)	Nathan Hoover (Wofford) at Western Carolina (01/25/20)

	1.000	(9-9)	Garrett Gilkeson (VMI) vs Western Carolina (01/08/20)
	1.000	(9-9)	Nathan Hoover (Wofford) vs The Citadel (01/11/20)
	1.000	(9-9)	Matt Ryan (Chattanooga) at Samford (01/29/20)
	1.000	(9-9)	Brandon Austin (Samford) vs Furman (02/12/20)
	1.000	(9-9)	Robert Allen (Samford) vs VMI (02/29/20)
	1.000	(8-8)	Jordan Lyons (Furman) at VMI (01/01/20)
	1.000	(8-8)	Eddie Davis III (The Citadel) at VMI (01/18/20)
	1.000	(8-8)	Jalen Dupree (Samford) vs Western Carolina (02/05/20)
	1.000	(8-8)	Matt Ryan (Chattanooga) at Wofford (02/08/20)
	1.000	(8-8)	Stefan Kenic (Chattanooga) vs VMI (02/12/20)
	1.000	(8-8)	Mason Faulkner (Western Carolina) vs VMI (02/19/20)
	1.000	(8-8)	Kamar Robertson (Mercer) at Chattanooga (02/22/20)
Rebounds	23		Ethan Stair (Mercer) at The Citadel (02/26/20)
	20		James Dickey (UNC Greensboro) at Mercer (02/15/20)
	16		Jeromy Rodriguez (ETSU) at The Citadel (12/04/19)
	16		James Dickey (UNC Greensboro) vs Samford (02/09/20)
	15		Ethan Stair (Mercer) at ETSU (01/29/20)
	15		Lucas N'Guessan (ETSU) at Samford (02/22/20)
Assists	12		Mason Faulkner (Western Carolina) vs Samford (02/26/20)
	10		Djordje Dimitrijevic (Mercer) vs Furman (12/20/19)
	10		Mason Faulkner (Western Carolina) at The Citadel (01/04/20)
	10		Josh Sharkey (Samford) at VMI (01/04/20)
	10		Mason Faulkner (Western Carolina) at Furman (01/15/20)
	10		Daivien Williamson (ETSU) at Chattanooga (02/05/20)
	10		Djordje Dimitrijevic (Mercer) vs Samford (02/19/20)
Steals	9		Isaiah Miller (UNC Greensboro) vs Mercer (01/01/20)
	6		Isaiah Miller (UNC Greensboro) at Furman (01/11/20)
	5		Sean Conway (VMI) vs Furman (01/01/20)
	5		Josh Sharkey (Samford) at Chattanooga (01/11/20)
	5		Bo Hodges (ETSU) vs Chattanooga (01/25/20)
	5		Ramon Vila (Chattanooga) vs UNC Greensboro (02/29/20)
Blocked shots	5		Mohammed Abdulsalam (UNC Greensboro) vs Western Carolina (02/12/20)
	5		Robert Allen (Samford) vs ETSU (02/22/20)
	4		Maciej Bender (Mercer) vs Furman (12/20/19)
	4		Chevez Goodwin (Wofford) vs The Citadel (01/11/20)
	4		Derek Webster Jr. (The Citadel) vs VMI (02/08/20)
	4		Kyrin Galloway (UNC Greensboro) vs Samford (02/09/20)
	4		Maciej Bender (Mercer) vs Samford (02/19/20)
	4		Jake Stephens (VMI) at Western Carolina (02/19/20)
	4		Jake Stephens (VMI) at Samford (02/29/20)
Turnovers	10		Josh Sharkey (Samford) at The Citadel (02/15/20)
	9		Josh Sharkey (Samford) vs UNC Greensboro (01/25/20)
	8		Josh Sharkey (Samford) vs The Citadel (01/01/20)
	8		Josh Sharkey (Samford) at Furman (01/22/20)
	7		Mason Faulkner (Western Carolina) at VMI (01/08/20)
	7		Tyson Batiste (The Citadel) vs UNC Greensboro (01/15/20)
	7		Josh Sharkey (Samford) at ETSU (01/15/20)
	7		Josh Sharkey (Samford) at Wofford (02/01/20)
	7		Robert Allen (Samford) at UNC Greensboro (02/09/20)
	7		Josh Sharkey (Samford) at UNC Greensboro (02/09/20)
	7		Josh Sharkey (Samford) vs Furman (02/12/20)
	7		Josh Sharkey (Samford) at Western Carolina (02/26/20)