



# SOUTHERN CONFERENCE MEN'S BASKETBALL

# 2022-23



702 North Pine Street, Spartanburg, SC 29303 • 864-591-5100 • Fax: 864-591-3448

Phil Perry, Associate Commissioner for Media Relations (MBK contact)

facebook.com/SouthernConference • twitter.com/SoConSports • instagram.com/SouthernConference

## 2022-23 SOUTHERN CONFERENCE BASKETBALL STANDINGS

	Conference					Overall					
	W-L	Pct.	H	A	ST	W-L	Pct.	H	A	N	ST
Furman	15-3	.833	8-1	7-2	W3	27-7	.794	15-2	8-3	4-2	W6
Samford	15-3	.833	8-1	7-2	L1	21-11	.656	13-3	8-7	0-1	L2
UNCG	14-4	.778	7-2	7-2	L1	20-12	.625	11-3	8-6	1-3	L2
Western Carolina	10-8	.556	6-3	4-5	W1	18-15	.545	9-5	6-9	3-1	L1
Wofford	8-10	.444	5-4	3-6	W1	17-16	.515	12-4	4-11	1-1	L1
ETSU	8-10	.444	4-5	4-5	W2	12-20	.375	7-9	4-9	1-2	L1
Chattanooga	7-11	.389	4-5	3-6	L3	18-17	.514	9-7	6-9	3-1	L1
Mercer	6-12	.333	3-6	3-6	W1	14-19	.424	7-7	4-10	3-2	L1
The Citadel	5-13	.278	3-6	2-7	L3	10-22	.312	5-9	4-11	1-2	L4
VMI	2-16	.111	1-8	1-8	L1	7-25	.219	6-8	1-14	0-3	L2

## NOTES

• Two Southern Conference teams will participate in postseason play, with Furman making its first NCAA tournament appearance in 43 years and Western Carolina competing in the Discount Tire College Basketball Invitational.

• Furman is the No. 13 seed in the South Region of the NCAA Division I Men's Basketball Championship and will take on No. 4 seed Virginia in the first round in Orlando, Florida, on Thursday.

• Furman will be making its seventh NCAA tournament appearance but first since 1980. The Paladins' lone NCAA tournament win came in 1974, when they beat in-state rival South Carolina 75-67 in the first round. Furman is 1-7 in NCAA tournament play.

• The Paladins are a No. 13 seed for the first time. Their only other seed came in 1980, when they were a No. 10 seed. The tournament began using seeds in 1979.

• Furman shared the SoCon regular-season title at 15-3 in league play and won the Ingles SoCon Basketball Championship for their seventh SoCon tournament title in program history.

• Furman is led by a Southern Conference Player of the Year Jalen Slawson and Mike Bothwell, both first-team All-SoCon and NABC All-District 21 selections. Slawson contributes all across the stat sheet, as he averages 15.7 points, 7.1 rebounds, 3.2 assists, 1.6 steals and 1.5 blocks per game and shoots 55.6 percent from the floor, all of which rank in the top seven of the SoCon. Bothwell leads the SoCon in scoring at 18.0 points per game and ranks in the top 10 in the SoCon in field-goal percentage (51.9), assists per game (3.0), free-throw percentage (82.9), assist-to-turnover ratio (1.8) and minutes per game (33.7).

• Slawson and Bothwell were joined on the SoCon All-Tournament first team by JP Pegues, who earned Most Outstanding Player honors after averaging 21.0 points, 5.0 rebounds and 3.3 assists per game in the tournament.

• The Paladins are coached by Bob Richey, who brings a 138-53 career record into Thursday's contest. Richey is one win away from entering the SoCon's career 25 and currently ranks sixth in league history with an average of 23.0 wins per season. He has led Furman to school-record win totals three times in the last five seasons, reaching 25 in 2018-19 and 2019-20 before establishing the new mark of 27 this season. Richey has been named a finalist for the Skip Prosser Man of the Year Award and the Hugh Durham Award, which honors the top mid-major DI coach, this season.

• The 27-7 Paladins are vying to become just the 11th program in the 102-year history of the SoCon to reach 28 wins in a season.

• SoCon squads are 32-79 (.288) all-time in the NCAA tournament. In last season's edition, Chattanooga fell 54-53 to Illinois despite the Fighting Illini taking their first lead in the contest with 47.1 seconds left. The Mocs had led from the 18:59 mark of the first half until then, leading by as many as 14.

• Since the 1953 realignment of the Southern Conference, when seven schools left to form the ACC, SoCon squads have reached the regional final (Elite Eight) of the NCAA tournament five times.

• West Virginia had the league's deepest run after that split, in 1959. That Mountaineer squad, coached by SoCon Commissioner Jim Schaus's father, Fred Schaus, and led on the floor by Jerry West, reached the NCAA title game, falling 71-70 to California.

• Davidson reached the regional final in 1968, 1969 and 2008, memorably making that last run with Stephen Curry on the roster. VMI reached the regional final in 1976.

• Western Carolina will make its fourth Division I postseason appearance in program history Saturday when it faces Charlotte in the Discount Tires College Basketball Invitational in Daytona Beach, Florida. The Catamounts are the No. 14 seed and the 49ers are seeded third.

• WCU is in the postseason for first time since appearing in the CBI in 2016. The Catamounts also appeared in the NCAA tournament in 1996 and the CollegeInsider.com Postseason Tournament in 2010.

• Western Carolina is 0-1 in the CBI all-time, as it dropped a 79-74 decision to the NCAA's other Catamounts, Vermont, in 2016.

• The Catamounts, who were picked eighth in the SoCon preseason polls, are 18-15 overall and went 10-8 in league play to finish fourth. Western Carolina reached the semifinals of the Ingles SoCon Basketball Championship, where it rallied from a 20-point second-half deficit to take top-seeded Furman to overtime before eventually falling 83-80.

• Western Carolina is led by a pair of second-team All-SoCon players in Tre Jackson and Vontarius Woolbright. Both also earned spots on the NABC's All-District 21 second team. Jackson is fourth in the SoCon scoring at 16.0 points per game and paces the league with a free-throw percentage of 88.9. The top 3-point shooter in the SoCon, he ranks sixth in Division I this season with 111 made 3-pointers and ranks seventh in 3-point percentage at 43.9. Woolbright leads the SoCon in assists per game (5.2) and is 11th in scoring (14.8 per game) and third in rebounding (7.5).

• Second-year Western Carolina coach Justin Gray was named the District 21 Coach of the Year by the NABC.

## UPCOMING SCHEDULE (ALL TIMES EASTERN)

**Thursday, March 16**  
No. 13 Furman vs. No. 4 Virginia, 12:40 p.m. truTV  
(NCAA Championship; Orlando, Fla.)

**Saturday, March 18**  
No. 14 Western Carolina vs. No. 3 Charlotte, 5:30 p.m. FloHoops  
(Discount Tire College Basketball Invitational; Daytona Beach, Fla.)  
Furman/Virginia vs. San Diego State/College of Charleston, TBD TBD  
(NCAA Championship; Orlando, Fla.)

**Monday, March 20**  
Western Carolina/Charlotte vs. Stetson/Milwaukee, 6:30 p.m. FloHoops  
(Discount Tire College Basketball Invitational; Daytona Beach, Fla.)

## INGLES SOCON CHAMPIONSHIP RECAP

**ASHEVILLE, N.C.** – Top-seeded Furman and No. 7 seed Chattanooga were locked in a battle before the Paladins pulled away in the end for an 88-79 win in the final of the 2023 Ingles Southern Conference Men's Basketball Championship at Harrah's Cherokee Center – Asheville.

Furman won its first SoCon tournament title since 1980 and will make its first NCAA tournament appearance in 43 years.

SoCon Player of the Year Jalen Slawson was the Paladins' leading scorer with 20 points on the night to go with five rebounds and four assists. Sophomore JP Pegues capped off a stellar tournament with 17 points, six rebounds and four assists while being voted the Most Outstanding Player of the tournament. Mike Bothwell played an integral role in closing out the win, scoring all 16 of his points in the second half, including hitting 12-of-13 from the charity stripe. Alex Williams rounded out the double-figure scorers with 12 points, while Marcus Foster led his team with nine rebounds.

Jake Stephens, who scored 20-plus in all four of his tournament games, was again the catalyst for the Chattanooga offense, scoring 25 points to go along with eight rebounds. Jamal Johnson finished with 17 points and poured in 14 in the second half alone. A.J. Caldwell was the final player in double digits with 14 points, 10 rebounds and seven assists.

**Friday, March 3 (ESPN+)**  
Game 1 - (8) Mercer 66, (9) The Citadel 41  
Game 2 - (7) Chattanooga 92, (10) VMI 72

**Saturday, March 4 (ESPN+/Nexstar)**  
Game 3 - (1) Furman 73, (8) Mercer 58  
Game 4 - (4) Western Carolina 69, (5) ETSU 57  
Game 5 - (7) Chattanooga 85, (2) Samford 82  
Game 6 - (6) Wofford 67, (3) UNCG 66

**Sunday, March 5 (ESPNU/ESPNEWS)**  
Game 7 - (1) Furman 83, (4) Western Carolina 80  
Game 8 - (7) Chattanooga 74, (6) Wofford 62

**Monday, March 6 (ESPN)**  
(1) Furman 88, (7) Chattanooga 79

# 2023 NCAA DIVISION I MEN'S BASKETBALL CHAMPIONSHIP

FIRST ROUND  
MARCH 16-17

SECOND ROUND  
MARCH 18-19

SWEET 16<sup>SM</sup>  
MARCH 23-24

ELITE 8<sup>SM</sup>  
MARCH 25-26

NATIONAL SEMIFINALS  
APRIL 1

NATIONAL SEMIFINALS  
APRIL 1

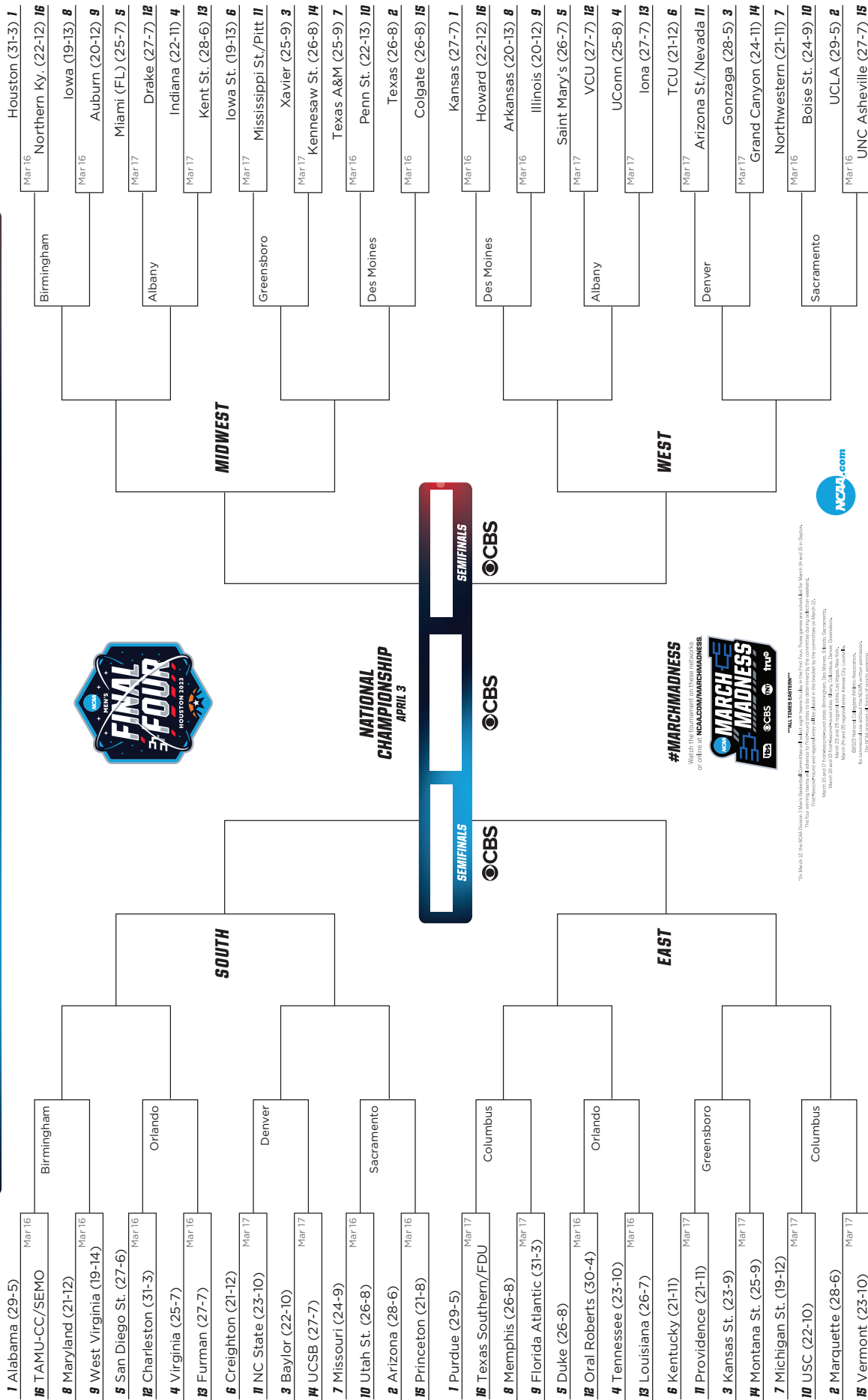
ELITE 8<sup>SM</sup>  
MARCH 25-26

SWEET 16<sup>SM</sup>  
MARCH 23-24

SECOND ROUND  
MARCH 18-19

FIRST ROUND  
MARCH 16-17

## FIRST FOUR<sup>SM</sup>



NATIONAL CHAMPIONSHIP  
APRIL 3

SEMIFINALS



SEMIFINALS



**EAST**

**WEST**

**MIDWEST**

#MARCHMADNESS  
Watch it on NCAA.COM/MARCHMADNESS



<sup>SM</sup> All Times Eastern. <sup>SM</sup> All rights reserved by the NCAA. "March Madness" is a registered service mark of the NCAA. All other trademarks are the property of their respective owners. ©2023 NCAA. All rights reserved.





# DISCOUNT TIRE COLLEGE BASKETBALL INVITATIONAL

COLLEGEbasketballinvitational.com

@CBITOURNEY

**FIRST ROUND**

MARCH 18 & 19

**QUARTERFINALS**

MARCH 20


**SEMIFINALS**

MARCH 21

**CHAMPIONSHIP**

MARCH 22

(ALL TIMES EASTERN)



First Round games on **FLOHOOPS**

# 2023 INGLES SOUTHERN CONFERENCE MEN'S BASKETBALL CHAMPIONSHIP

MARCH 3-6 • HARRAH'S CHEROKEE CENTER – ASHEVILLE  
ASHEVILLE, N.C.

**FRIDAY  
MARCH 3**

**SATURDAY  
MARCH 4**

**SUNDAY  
MARCH 5**

**MONDAY  
MARCH 6**

No. 8 Mercer

Session 1, Game 1  
March 3, 5 p.m.



No. 9 The Citadel

No. 8 Mercer, 66-41

Session 2, Game 3  
March 4, 12 p.m.



No. 1 Furman

No. 4 Western Carolina

Session 2, Game 4  
March 4, 2:30 p.m.



No. 5 ETSU

No. 1 Furman, 73-58

Session 4, Game 7  
March 5, 4 p.m.



No. 4 Western Carolina, 69-57

No. 1 Furman, 83-80 (OT)

CHAMPIONSHIP GAME  
Session 5, Game 9  
March 6, 7 p.m.



No. 1 Furman, 88-79

No. 7 Chattanooga

Session 1, Game 2  
March 3, 7:30 p.m.



No. 10 VMI

No. 7 Chattanooga, 92-72

Session 3, Game 5  
March 4, 6 p.m.



No. 2 Samford

No. 3 UNCG

Session 3, Game 6  
March 4, 8:30 p.m.



No. 6 Wofford

No. 7 Chattanooga, 85-82

Session 4, Game 8  
March 5, 6:30 p.m.



No. 6 Wofford, 67-66

No. 7 Chattanooga, 74-62



**ALL-TOURNAMENT TEAM**

**First Team**  
Mike Bothwell, Furman  
JP Pegues, Furman (MOP)  
Jalen Slawson, Furman  
Jake Stephens, Chattanooga  
Vonterius Woolbright, Western Carolina

**Second Team**  
Jermaine Marshall, Samford  
Jamal Johnson, Chattanooga  
Tyzhaun Claude, Western Carolina  
B.J. Mack, Wofford  
Jackson Paveletzke, Wofford

**Pinnacle Award**  
(highest GPA on championship-winning team)  
Blake Harris, Furman


# SOUTHERN CONFERENCE SUPERLATIVES



**Jalen Slawson, 5th, F, Furman  
Player of the Year (consensus)**



**Kobe Langley, Sr., G, UNCG  
Defensive Player of the Year**



**Jackson Paveletzke, G  
Wofford  
Freshman of the Year  
(consensus)**



**Mike Jones, UNCG  
Coach of the Year  
(coaches)**



**Bucky McMillan, Samford  
Anton Foy Coach of the  
Year (media)**

## All-Southern Conference Coaches

**Player of the Year**  
Jalen Slawson, 5th, F, Furman

**Freshman of the Year**  
Jackson Paveletzke, G, Wofford

**Defensive Player of the Year**  
Kobe Langley, Sr., G, UNCG

**Coach of the Year**  
Mike Jones, UNCG

**First team**  
Mike Bothwell, 5th, G, Furman  
Jalen Slawson, 5th, F, Furman  
Keyshaun Langley, Sr., G, UNCG  
Logan Dye, Sr., F, Samford  
B.J. Mack, Sr., F/C, Wofford

**Second team**  
Stephen Clark, Sr., F, The Citadel  
Ques Glover, Jr., G, Samford  
Jake Stephens, Gr., C, Chattanooga  
Tre Jackson, Jr., G, Western Carolina  
Vonterius Woolbright, Jr., G, Western Carolina

**Third team**  
Jalen Haynes, So., F/C, ETSU  
Jordan King, Jr., G, ETSU  
Jalyn McCreary, Jr., F, Mercer  
Keondre Kennedy, Gr., G/F, UNCG  
Jermaine Marshall, Jr., F, Samford

**All-freshman team**  
Ben VanderWal, F, Furman  
Jah Quinones, G, Mercer  
Sam Alexis, F/C, Chattanooga  
Asher Woods, G, VMI  
Jackson Paveletzke, Fr., G, Wofford

## All-Southern Conference SoCon Sports Media Association

**Malcolm U. Pitt Player of the Year**  
Jalen Slawson, 5th, F, Furman

**Freshman of the Year**  
Jackson Paveletzke, G, Wofford

**Anton Foy Coach of the Year**  
Bucky McMillan, Samford

**First team**  
Mike Bothwell, 5th, G, Furman  
Jalen Slawson, 5th, F, Furman  
Keyshaun Langley, Sr., G, UNCG  
Jake Stephens, Gr., C, Chattanooga  
B.J. Mack, Sr., F/C, Wofford

**Second team**  
Stephen Clark, Sr., F, The Citadel  
Logan Dye, Sr., F, Samford  
Jermaine Marshall, Jr., F, Samford  
Tre Jackson, Jr., G, Western Carolina  
Vonterius Woolbright, Jr., G, Western Carolina

**Third team**  
Jordan King, Jr., G, ETSU  
Jalyn McCreary, Jr., F, Mercer  
Ques Glover, Jr., G, Samford  
Tyzhaun Claude, Jr., F, Western Carolina  
Jackson Paveletzke, Fr., G, Wofford

**All-freshman team**  
Madison Durr, G, The Citadel  
Jah Quinones, G, Mercer  
Asher Woods, G, VMI  
Tyler Houser, C, VMI  
Jackson Paveletzke, Fr., G, Wofford

## Preseason predictions

Furman was the preseason favorite to win the 2022-23 Southern Conference men's basketball title in polling of the league's 10 men's basketball coaches and media. Jake Stephens, a graduate transfer at Chattanooga after four years at VMI, was the coaches' preseason player of the year selection after finishing second in the league in scoring (19.6 ppg) and rebounding (9.0 rpg) in 2021-22. He also led the league in field-goal percentage (.551) and 3-point field-goal percentage (.490).

**Preseason Player of the Year**  
Jake Stephens, Gr., C, Chattanooga

### Preseason All-Southern Conference Team

Jordan King, Jr., G, ETSU  
Mike Bothwell, 5th, G, Furman  
Jalen Slawson, 5th, F, Furman  
Logan Dye, Sr., F, Samford  
Ques Glover, Jr., G, Samford  
Jermaine Marshall, Jr., F, Samford  
Bubba Parham, Sr., G, Samford  
Jake Stephens, Gr., C, Chattanooga  
Messiah Jones, Sr., F, Wofford  
B.J. Mack, Sr., F/C, Wofford

### Coaches poll

Team (1st)	Total
1. Furman (6)	78
2. Samford (4)	74
3. UNCG	63
4. Chattanooga	60
5. Wofford	41
6. ETSU	40
7. Mercer	39
8. Western Carolina	29
9. The Citadel	17
10. VMI	9

### Media poll

Team (1st)	Total
1. Furman (18)	263
2. Chattanooga (3)	231
3. Samford (5)	223
4. UNCG (1)	201
5. Wofford	168
6. ETSU	138
7. Mercer (1)	137
8. Western Carolina	79
9. The Citadel	57
10. VMI	43

## SoCon PLAYERS OF THE WEEK

Nov. 14..... Jake Stephens, Gr., C, Chattanooga  
Nov. 21..... Mike Bothwell, 5th, G, Furman  
Nov. 28..... Jake Stephens, Gr., C, Chattanooga  
Dec. 5..... Jake Stephens, Gr., C, Chattanooga  
Dec. 12..... Jake Stephens, Gr., C, Chattanooga  
Dec. 19..... Jake Stephens, Gr., C, Chattanooga  
Dec. 26..... Jackson Paveletzke, Fr., G, Wofford  
Jan. 2..... Logan Dye, Sr., F, Samford  
Jan. 9..... Jake Stephens, Gr., C, Chattanooga  
Jan. 16..... Jordan King, Jr., G, ETSU  
Jan. 23..... Jermaine Marshall, Jr., F, Samford  
Jan. 30..... Jalyn McCreary, R-Jr., F, Mercer  
Feb. 6..... Jalen Slawson, 5th, F, Furman  
Feb. 13..... Tre Jackson, R-Jr., G, Western Carolina  
Feb. 20..... Bubba Parham, Sr., G, Samford  
Feb. 27..... Mike Bothwell, 5th, G, Furman

## SoCon PLAYERS OF THE MONTH

November..... Jake Stephens, Gr., C, Chattanooga  
December..... Jake Stephens, Gr., C, Chattanooga  
January..... Jalen Slawson, 5th, F, Furman  
February..... Jalen Slawson, 5th, F, Furman



## SPECIALTY STATS LEADERS

40-point games	Ovr.	SoCon
Jordan King, ETSU	1	1
Tre Jackson, WCU	1	1

30-point games	Ovr.	SoCon
Jake Stephens, UTC	4	2
Mike Bothwell, FUR	3	1
Vonterius Woolbright, WCU	2	1
Jordan King, ETSU	1	1
Tre Jackson, WCU	1	1

20-point games	Ovr.	SoCon
Jake Stephens, UTC	14	3
Mike Bothwell, FUR	12	5
Stephen Clark, CIT	10	5
Jackson Paveletzke, WOF	10	5
Jordan King, ETSU	9	8
Jalyn McCreary, MER	9	4
Jamal Johnson, UTC	9	6
B.J. Mack, WOF	9	7
Jalen Haynes, ETSU	8	5
Jalen Slawson, FUR	8	5
Austin Ash, CIT	7	2
Asher Woods, VMI	7	3
Tre Jackson, WCU	7	4
JP Pegues, FUR	6	2
Logan Dye, SAM	6	4
Sean Conway, VMI	6	1
Vonterius Woolbright, WCU	6	4
Ques Glover, SAM	5	4
Marcus Foster, FUR	4	3
Keondre Kennedy, UNCG	4	1
Keyshaun Langley, UNCG	4	4
Jermaine Marshall, SAM	4	3
Rickey Bradley, VMI	3	2
Tony Felder, VMI	3	0
Tyzhaun Claude, WCU	3	1
Justice Smith, ETSU	2	1
Garrett Hein, FUR	2	1
Sam Alexis, UTC	2	2
Tyler Houser, VMI	2	2
Russell Jones Jr., WCU	2	2
Madison Durr, CIT	1	0
Elijah Morgan, CIT	1	0
Josh Taylor, ETSU	1	0
DeAnthony Tipler, ETSU	1	0
Luis Hurtado Jr., MER	1	0
Kamar Robertson, MER	1	0
Shawn Walker Jr., MER	1	0
Michael Zanon, MER	1	0
Mohammed Abdulsalam, UNCG	1	1
Mikeyl Brown-Jones, UNCG	1	0
Achor Achor, SAM	1	0
Bubba Parham, SAM	1	1
Khristion Courseault, UTC	1	0
Demetrius Davis, UTC	1	1
Devin Butler, VMI	1	0
Carson McCorkle, WOF	1	1

20-rebound games	Ovr.	SoCon
Jake Stephens, UTC	1	0

10-rebound games	Ovr.	SoCon
Jake Stephens, UTC	12	4
Tyzhaun Claude, WCU	11	5
Jalen Slawson, FUR	9	5
Taeshaud Jackson, VMI	8	8
Vonterius Woolbright, WCU	7	3
Jaden Seymour, ETSU	6	3
Mohammed Abdulsalam, UNCG	6	4
Stephen Clark, CIT	4	2
Jalen Haynes, ETSU	4	2
David Craig, MER	4	0
Keondre Kennedy, UNCG	4	2
Jermaine Marshall, SAM	4	4
Luis Hurtado Jr., MER	3	1
Sean Conway, VMI	3	1
Messiah Jones, WOF	3	2
Brady Spence, CIT	2	1
Josh Taylor, ETSU	2	0
Garrett Hein, FUR	2	0
Jalyn McCreary, MER	2	2
Mikeyl Brown-Jones, UNCG	2	1
Sam Alexis, UTC	2	0

A.J. Caldwell, UTC	2	0
Tyler Houser, VMI	2	2
Marcus Kell, WCU	2	0
Austin Ash, CIT	1	0
Madison Durr, CIT	1	1
David Maynard, CIT	1	0
Jamarius Hairston, ETSU	1	1
Marcus Foster, FUR	1	1
Tyrese Hughey, FUR	1	0
Ben VanderWal, FUR	1	0
TJ Grant, MER	1	0
Jah Quinones, MER	1	1
Base Leyte, UNCG	1	0
Achor Achor, SAM	1	0
Bubba Parham, SAM	1	0
A.J. Staton-McCray, SAM	1	0
Demetrius Davis, UTC	1	0
Jamal Johnson, VMI	1	1
Rickey Bradley, VMI	1	0
Asher Woods, VMI	1	1
Marlow Gilmore, WCU	1	0
Kyler Filewich, WOF	1	0
B.J. Mack, WOF	1	1
Amarri Tice, WOF	1	0

10-assist games	Ovr.	SoCon
Vonterius Woolbright, WCU	3	3
Carter Whitt, FUR	1	1
Luis Hurtado Jr., MER	1	0
Jaron Rillie, SAM	1	1
Rickey Bradley, VMI	1	0
DJ Campbell, WCU	1	0
Jackson Paveletzke, WOF	1	0

5-block games	Ovr.	SoCon
Jake Stephens, UTC	3	1
Stephen Clark, CIT	2	2

5-steal games	Ovr.	SoCon
A.J. Staton-McCray, SAM	2	1
Jordan King, ETSU	1	1
Keyshaun Langley, UNCG	1	1
Jaron Rillie, SAM	1	1
Devin Butler, VMI	1	0
Russell Jones Jr., WCU	1	0
Corey Tripp, WOF	1	0

Triple-doubles	Ovr.	SoCon
Vonterius Woolbright, WCU	1	1

Double-doubles	Ovr.	SoCon
Jake Stephens, UTC	12	4
Tyzhaun Claude, WCU	11	5
Vonterius Woolbright, WCU <sup>^</sup>	9	5
Jalen Slawson, FUR	8	4
Taeshaud Jackson, VMI	5	5
Jalen Haynes, ETSU	4	2
Jaden Seymour, ETSU	4	2
Luis Hurtado Jr., MER*	4	1
Mohammed Abdulsalam, UNCG	4	3
Keondre Kennedy, UNCG	4	2
Jermaine Marshall, SAM	4	4
Jalyn McCreary, MER	2	2
Stephen Clark, CIT	3	2
David Craig, MER	3	0
Sam Alexis, UTC	2	0
Sean Conway, VMI	2	0
Marcus Kell, WCU	2	0
Messiah Jones, WOF	2	1
Austin Ash, CIT	1	0
Madison Durr, CIT	1	1
Brady Spence, CIT	1	1
Jamarius Hairston, ETSU	1	1
Josh Taylor, ETSU	1	0
Marcus Foster, FUR	1	1
Tyrese Hughey, FUR	1	0
Ben VanderWal, FUR	1	1
Base Leyte, UNCG	1	0
Achor Achor, SAM	1	0
Bubba Parham, SAM	1	0
A.J. Staton-McCray, SAM	1	1
A.J. Caldwell, UTC	1	0
Demetrius Davis, UTC	1	0
Jamal Johnson, UTC	1	1

Tyler Houser, VMI	1	1
DJ Campbell, WCU*	1	0
Marlow Gilmore, WCU	1	0
Kyler Filewich, WOF	1	0
B.J. Mack, WOF	1	1
Jackson Paveletzke, WOF*	1	0

30/20 games	Ovr.	SoCon
Jake Stephens, UTC	1	0

30/10 games	Ovr.	SoCon
Jake Stephens, UTC	4	2
Vonterius Woolbright, WCU	2	1

20/20 games	Ovr.	SoCon
Jake Stephens, UTC	1	0

20/10 games	Ovr.	SoCon
Jake Stephens, UTC	10	3
Jalen Slawson, FUR	3	2
Jalen Haynes, ETSU	2	1
Vonterius Woolbright, WCU	2	1
Stephen Clark, CIT	1	0
Marcus Foster, FUR	1	1
Jalyn McCreary, MER	1	1
Sam Alexis, UTC	1	0
Sean Conway, VMI	1	0
Tyzhaun Claude, WCU	1	0
B.J. Mack, WOF	1	1
Jackson Paveletzke, WOF*	1	0

\* 1 via points/assists

^ 2 via points/assists

## 3-Pointer Streaks

• Two Southern Conference players have streaks of at least 30 games with at least one made 3-pointer, with The Citadel's Austin Ash, whose 32-game stretches back to his final two games in an Iowa uniform, and Western Carolina's Tre Jackson both owning active streaks of 32 straight games with a 3-point make.

### Consecutive games with a 3-pointer

Player, school, class	'22-23	'21-22	Total
Austin Ash, CIT, Gr.	30	2*	32
Tre Jackson, WCU, Sr.	32	x	32

\* Streak began at previous school

• As a team, ETSU has the fourth-longest active streak in the NCAA at 1,124 consecutive games with a made 3-pointer. The last time the Bucs failed to make at least one triple was in an 0-for-8 showing against Davidson on Feb. 16, 1987.

## POSTSEASON SoCon TEAMS AMONG NCAA DI STATISTICS LEADERS (TOP 25)

TEAM	11. Furman, 27.5
<b>Assist/turnover ratio</b>	11. Furman, 1.53
<b>Assists per game</b>	8. Furman, 17.1
<b>Effective FG pct.</b>	9. Furman, .564
<b>Field-goal percentage</b>	19. Furman, 48.3
<b>Scoring margin</b>	21. Furman, 10.9
<b>Scoring offense</b>	8. Furman, 82.1
<b>3-point attempts per game</b>	6. Tre Jackson, WCU, 11
<b>3-pointers per game</b>	19. Furman, 9.5
<b>Winning percentage</b>	13. Furman, 79.4
<b>INDIVIDUAL</b>	
<b>3-point attempts</b>	18. Tre Jackson, WCU, 253
<b>3-point percentage</b>	7. Tre Jackson, WCU, 43.9
<b>3-pointers per game</b>	7. Tre Jackson, WCU, 3.47
<b>Total 3-pointers made</b>	6. Tre Jackson, WCU, 11





**America East Conference (1-0)**

11/22 UNCG 76, UMBC 72

**American Athletic Conference (0-2)**

11/8 East Carolina 77, Mercer 75  
12/4 UCF 80, Samford 77 (OT)

**ASUN Conference (0-6)**

11/23 Lipscomb 72, Chattanooga 66  
12/2 Kennesaw State 66, Mercer 63  
12/3 Jacksonville State 63, ETSU 61  
12/10 FGCU 67, Mercer 62  
12/14 Queens 78, ETSU 75  
12/22 Eastern Kentucky 68, UNCG 64

**Atlantic 10 Conference (0-4)**

11/7 Richmond 69, VMI 48  
11/13 Davidson 75, VMI 71  
12/7 Davidson 72, Western Carolina 64  
12/22 Fordham 80, VMI 77 (OT)

**Atlantic Coast Conference (0-5)**

11/7 Clemson 80, The Citadel 69  
11/11 Miami (Fla.) 79, UNCG 65  
11/21 Florida State 81, Mercer 72  
12/13 NC State 92, Furman 73  
12/13 North Carolina 100, The Citadel 67  
3/16 Furman vs. Virginia, 12:40 p.m. (Orlando, Fla.)

**Big East Conference (0-2)**

11/19 Butler 89, The Citadel 42  
11/30 DePaul 103, Samford 98 (OT)

**Big Sky Conference (1-0)**

11/25 UNCG 77, Montana State 66 (Northern Classic; Laval, Quebec, Canada)

**Big South Conference (8-9)**

11/10 The Citadel 70, Presbyterian 58  
11/12 High Point 91, Wofford 80  
11/18 Longwood 90, VMI 58  
11/18 Wofford 60, Gardner-Webb 58  
11/19 Mercer 77, Winthrop 68  
11/26 UNC Asheville 73, Western Carolina 61  
11/29 Presbyterian 72, VMI 57  
11/30 The Citadel 76, Charleston Southern 73  
11/30 Gardner-Webb 71, Western Carolina 55  
12/1 Wofford 76, Presbyterian 63  
12/3 Chattanooga 82, Gardner-Webb 71  
12/3 USC Upstate 79, Western Carolina 64  
12/6 High Point 85, Furman 82  
12/10 VMI 77, Radford 74  
12/10 Furman 82, Winthrop 67  
12/17 Longwood 75, The Citadel 70  
12/17 UNC Asheville 74, ETSU 73

**Big Ten Conference (0-2)**

11/10 Maryland 71, Western Carolina 51  
11/17 Penn State 73, Furman 68 (Shriners Children's Charleston Classic; Charleston, S.C.)

**Colonial Athletic Association (3-6)**

11/7 College of Charleston 85, Chattanooga 78  
11/11 ETSU 77, Elon 64 (Asheville Championship at Asheville, N.C.)  
11/17 Towson 56, UNCG 53  
11/20 Wofford 78, North Carolina A&T 64  
11/26 Hofstra 65, UNCG 53 (Northern Classic; Laval, Quebec, Canada)  
11/27 Towson 70, Mercer 60 (Hostilo Hoops Community Classic; Savannah, Ga.)  
11/30 North Carolina A&T 73, UNCG 56  
12/3 College of Charleston 79, The Citadel 57  
12/3 UNCG 65, Elon 61

**Conference USA (1-1)**

11/25 Louisiana Tech 79, Samford 76  
12/15 Chattanooga 82, Middle Tennessee 73  
3/18 Western Carolina vs. Charlotte, 5:30 p.m. (Daytona Beach, Fla.)

**Division I Independent (0-1)**

1/30 Chicago State 76, The Citadel 75

**Horizon League (3-0)**

11/25 The Citadel 74, IUPUI 53 (Big Easy Classic; New Orleans, La.)  
11/25 Mercer 72, Robert Morris 66 (Hostilo Hoops Community Classic; Savannah, Ga.)  
12/6 Chattanooga 88, Milwaukee 76

**Metro Atlantic Athletic Conference (1-0)**

11/26 Mercer 60, Fairfield 58 (Hostilo Hoops Community Classic; Savannah, Ga.)

**Mid-Eastern Athletic Conference (1-2)**

12/3 Furman 88, South Carolina State 76  
12/17 South Carolina State 62, Samford 61  
12/20 North Carolina Central 81, The Citadel 74

**Missouri Valley Conference (3-2)**

11/11 Furman 89, Belmont 74  
11/14 Drake 80, Wofford 72  
11/23 Samford 79, Valparaiso 49  
11/26 Chattanooga 69, Murray State 66  
12/18 Belmont 83, Chattanooga 79 (OT)  
12/21 Samford at Belmont, 7:30 p.m.

**Non-Division I (25-1)**

11/7 UNCG 93, Johnson & Wales 60 (Fleming Gymnasium)  
11/7 ETSU 88, Emory & Henry 66  
11/7 Furman 91, North Greenville 55  
11/7 Wofford 120, Bob Jones 48  
11/7 Samford 109, Anderson 85  
11/10 Chattanooga 93, Oakland City 49  
11/10 VMI 100, Penn State New Kensington 58  
11/10 Samford 80, Spring Hill 61  
11/11 Mercer 118, Milligan 64  
11/12 Samford 90, Belhaven 38  
11/13 Western Carolina 112, Brescia 45  
11/15 The Citadel 109, Morris College 66  
11/19 Chattanooga 108, Covenant 55  
11/23 Wofford 70, North Greenville 59  
11/25 Furman 102, Tusculum 74  
11/26 VMI 108, Regent 58  
11/27 Tennessee Southern 84, Samford 82  
11/30 ETSU 84, Mars Hill 56  
12/6 Mercer 100, Middle Georgia State 62  
12/7 VMI 106, Carlow 67  
12/10 Chattanooga 97, Johnson University 47  
12/10 Western Carolina 99, Brevard 55  
12/17 Wofford 107, Montreat 65  
12/18 UNCG 120, Warren Wilson 48 (Fleming Gymnasium)  
12/19 Furman 106, Anderson 79  
12/20 Western Carolina 117, Toccoa Falls 50

**Northeast Conference (0-1)**

11/20 Farleigh Dickinson 93, VMI 89 (JK54 Classic; Farmville, Va.)

**Ohio Valley Conference (5-3)**

11/17 ETSU 84, Little Rock 76  
11/19 SIUE 93, VMI 67 (JK54 Classic at Farmville, Va.)  
11/20 Western Carolina 90, Lindenwood 88 (OT) (McNeese State MTE; Lake Charles, La.)  
11/20 Tennessee Tech 69, ETSU 62  
11/30 Chattanooga 81, Tennessee Tech 74  
12/11 Morehead State 61, ETSU 57  
12/17 Mercer 79, Morehead State 52  
12/17 Western Carolina 75, Tennessee Tech 65

**Patriot League (1-1)**

12/3 VMI 80, Navy 72  
12/13 American 69, VMI 61

**Southeastern Conference (2-8)**

11/7 Georgia 68, Western Carolina 55  
11/15 Ole Miss 70, Chattanooga 58  
11/20 Furman 79, South Carolina 60 (Shriners Children's Charleston Classic at Charleston, S.C.)  
11/27 Georgia 62, ETSU 47  
11/27 LSU 78, Wofford 75  
12/3 Vanderbilt 65, Wofford 62  
12/6 #9 Arkansas 65, UNCG 58  
12/20 Wofford 67, Texas A&M 62

America East Conference.....	1-0
American Athletic Conference.....	0-2
ASUN Conference.....	0-6
Atlantic 10 Conference.....	0-4
Atlantic Coast Conference.....	0-5
Big East Conference.....	0-2
Big Sky Conference.....	1-0
Big South Conference.....	8-9
Big Ten Conference.....	0-2
Colonial Athletic Association.....	3-6
Conference USA.....	1-1
Division I Independents.....	0-1
Horizon League.....	3-0
Metro Atlantic Athletic Conference.....	1-0
Mid-Eastern Athletic Conference.....	1-2
Missouri Valley Conference.....	3-2
Non-Division I opponents.....	25-1
Northeast Conference.....	0-1
Ohio Valley Conference.....	5-3
Patriot League.....	1-1
Southeastern Conference.....	2-8
Southland Conference.....	3-0
Southwestern Athletic Conference.....	2-0
Summit League.....	0-1
Sun Belt Conference.....	4-6
Western Athletic Conference.....	1-1
<b>Total.....</b>	<b>65-64</b>
Home.....	44-16
Away.....	12-39
Neutral.....	9-9
vs. Top 25.....	0-1

12/21 Georgia 72, Chattanooga 65  
12/21 LSU 72, ETSU 68

**Southland Conference (3-0)**

11/18 Western Carolina 88, McNeese 69  
11/19 Western Carolina 98, Lamar 91 (OT) (McNeese State MTE at Lake Charles, La.)  
11/23 The Citadel 72, New Orleans 65

**Southwestern Athletic Conference (2-0)**

11/17 Samford 84, Alabama A&M 64  
11/20 Samford 78, Texas Southern 63

**Summit League (0-1)**

11/24 Denver 74, The Citadel 71 (Big Easy Classic; New Orleans, La.)

**Sun Belt Conference (4-6)**


11/13 Louisiana 81, ETSU 77 (Asheville Championship; Asheville, N.C.)  
11/15 Georgia State 85, Mercer 83 (OT)  
11/18 Old Dominion 82, Furman 77 (Shriners Children's Charleston Classic; Charleston, S.C.)  
11/23 App State 74, ETSU 70  
11/29 Furman 65, App State 61  
12/6 Wofford 71, Coastal Carolina 61  
12/10 Georgia Southern 79, Wofford 57  
12/10 Louisiana 75, Samford 58  
12/13 UNCG 75, Marshall 67  
12/21 Mercer 82, Troy 79

**Western Athletic Conference (1-1)**

11/27 Stephen F. Austin 75, UNCG 58 (Northern Classic; Laval, Quebec, Canada)  
12/17 Furman 72, Stephen F. Austin 70 (Greenville Winter Invitational/Bon Secours Wellness Arena)

All times Eastern  
Schedule subject to change






**Chattanooga**  
(18-17, 7-11 SoCon)

N7	at College of Charleston (FloHoops)	L, 78-85
N10	<b>OAKLAND CITY (ESPN+)</b>	<b>W, 93-49</b>
N15	at Ole Miss (SEC Network+)	L, 58-70
N19	<b>COVENANT (ESPN+)</b>	<b>W, 108-55</b>
N23	<b>LIPSCOMB (ESPN+)</b>	<b>L, 66-72</b>
N26	<b>MURRAY STATE (ESPN+)</b>	<b>W, 69-66</b>
N30	at Tennessee Tech (ESPN+)	W, 81-74
D3	at Gardner-Webb (ESPN+)	W, 82-71
D6	<b>MILWAUKEE (ESPN+)</b>	<b>W, 88-76</b>
D10	<b>JOHNSON UNIVERSITY (ESPN+)</b>	<b>W, 97-47</b>
D15	at Middle Tennessee (ESPN+)	W, 82-73
D18	<b>BELMONT (ESPN+)</b>	<b>L, 79-83 (OT)</b>
D21	at Georgia (ESPN+/SEC Network Plus)	L, 65-72
D29	*at The Citadel (ESPN+)	L, 68-76
D31	*at Mercer (ESPN+)	W, 80-51
J4	*at UNCG (ESPN+)	L, 61-73
J7	* <b>VMI (ESPN+)</b>	<b>W, 85-78</b>
J11	* <b>WESTERN CAROLINA (ESPN+)</b>	<b>W, 95-76</b>
J14	*at Samford (ESPN+)	L, 74-75
J18	* <b>FURMAN (ESPN+)</b>	<b>L, 69-77</b>
J21	* <b>ETSU (ESPN+)</b>	<b>L, 62-78</b>
J25	* <b>WOFFORD (ESPN+)</b>	<b>L, 80-85</b>
J28	*at ETSU (Nexstar/ESPN+)	W, 73-64
F1	*at Furman (ESPN+)	L, 58-79
F4	*at Western Carolina (Nexstar/ESPN+)	L, 68-83
F8	* <b>THE CITADEL (ESPN+)</b>	<b>W, 82-63</b>
F11	* <b>MERCER (CBS Sports Network)</b>	<b>W, 73-56</b>
F15	*at VMI (ESPN+)	W, 78-58
F18	* <b>UNCG (CBS Sports Network)</b>	<b>L, 76-93</b>
F22	* <b>SAMFORD (ESPN+)</b>	<b>L, 70-75</b>
F25	*at Wofford (Nexstar/ESPN+)	L, 74-86
M3	vs. VMI% (ESPN+)	W, 92-72
M4	vs. Samford% (Nexstar/ESPN+)	W, 85-82
M5	vs. Wofford% (ESPNEWS)	W, 74-62
M6	vs. Furman% (ESPN)	L, 79-88


% - Ingles SoCon Championship (Asheville, N.C.)



**VMI**  
(7-25, 2-16 SoCon)

N7	at Richmond (MASN2/ESPN+)	L, 48-69
N10	<b>PENN STATE NEW KENSINGTON (ESPN+)</b>	<b>W, 100-58</b>
N13	at Davidson (ESPN+)	L, 71-75
N18	at Longwood^ (ESPN+)	L, 58-90
N19	vs. SIUE^ (ESPN+)	L, 67-93
N20	vs. Fairleigh Dickinson^ (ESPN+)	L, 89-93
N26	<b>REGENT (ESPN+)</b>	<b>W, 108-58</b>
N29	at Presbyterian (ESPN+)	L, 57-72
D3	<b>NAVY (ESPN+)</b>	<b>W, 80-72</b>
D7	<b>CARLOW (ESPN+)</b>	<b>W, 106-67</b>
D10	<b>RADFORD (ESPN+)</b>	<b>W, 77-74</b>
D13	at American (ESPN+)	L, 61-69
D22	at Fordham (ESPN+)	L, 77-80 (OT)
D29	*at Furman (ESPN+)	L, 62-85
D31	* <b>ETSU (ESPN+)</b>	<b>L, 50-64</b>
J4	*at Samford (ESPN+)	L, 78-87
J7	*at Chattanooga (ESPN+)	L, 78-85
J11	* <b>UNCG (ESPN+)</b>	<b>L, 57-72</b>
J14	*at Wofford (ESPN+)	L, 67-86
J19	* <b>MERCER (ESPN+)</b>	<b>L, 61-69</b>
J21	* <b>THE CITADEL (Nexstar/ESPN+)</b>	<b>L, 52-60</b>
J25	*at UNCG (ESPN+)	L, 50-62
J28	* <b>WESTERN CAROLINA (ESPN+)</b>	<b>L, 65-71</b>
F2	*at The Citadel (ESPN+)	W, 75-69
F4	*at Mercer (ESPN+)	L, 54-80
F8	* <b>FURMAN (ESPN+)</b>	<b>L, 63-94</b>
F10	*at ETSU (ESPN+)	L, 65-69
F15	* <b>CHATTANOOGA (ESPN+)</b>	<b>L, 58-78</b>
F18	* <b>SAMFORD (Nexstar/ESPN+)</b>	<b>L, 61-96</b>
F22	* <b>WOFFORD (ESPN+)</b>	<b>W, 87-83 (OT)</b>
F25	*at Western Carolina (ESPN+)	L, 66-85
M3	vs. Chattanooga% (ESPN+)	L, 72-92


^ - JK54 Classic (Farmville, Va.)  
% - Ingles SoCon Championship (Asheville, N.C.)



**Western Carolina**  
(18-15, 10-8 SoCon)

N7	at Georgia (SEC Network Plus)	L, 55-68
N10	at Maryland (Big Ten Network Plus)	L, 51-71
N13	<b>BRESCIA (ESPN+)</b>	<b>W, 112-45</b>
N18	at McNeese^ (ESPN+)	W, 88-69
N19	vs. Lamar^	W, 98-91 (OT)
N20	vs. Lindenwood^	W, 90-88 (OT)
N26	at UNC Asheville (ESPN+)	L, 61-73
N30	<b>GARDNER-WEBB (ESPN+)</b>	<b>L, 55-71</b>
D3	<b>USC UPSTATE (ESPN+)</b>	<b>L, 64-79</b>
D7	at Davidson (ESPN+)	L, 64-72
D10	<b>BREVARD (ESPN+)</b>	<b>W, 99-55</b>
D17	at Tennessee Tech (ESPN+)	W, 75-65
D20	<b>TOCCOA FALLS (ESPN+)</b>	<b>W, 117-50</b>
D29	* <b>UNCG (ESPN+)</b>	<b>L, 47-72</b>
D31	* <b>FURMAN (ESPN+)</b>	<b>W, 79-67</b>
J4	*at ETSU (ESPN+)	W, 71-60
J7	* <b>MERCER (ESPN+)</b>	<b>W, 73-45</b>
J11	*at Chattanooga (ESPN+)	L, 76-95
J14	*at The Citadel (ESPN+)	L, 61-65
J18	* <b>WOFFORD (ESPN+)</b>	<b>W, 76-71</b>
J21	*at Samford (ESPN+)	L, 65-74
J25	* <b>THE CITADEL (ESPN+)</b>	<b>L, 70-81</b>
J28	*at VMI (ESPN+)	W, 71-65
F1	* <b>SAMFORD (ESPN+)</b>	<b>L, 77-85</b>
F4	* <b>CHATTANOOGA (Nexstar/ESPN+)</b>	<b>W, 83-68</b>
F8	*at Wofford (ESPN+)	W, 95-91 (2OT)
F11	*at Furman (Nexstar/ESPN+)	L, 59-93
F15	* <b>ETSU (ESPN+)</b>	<b>W, 68-66</b>
F18	*at Mercer (ESPN+)	W, 71-68
F22	*at UNCG (ESPN+)	L, 52-71
F25	* <b>VMI (ESPN+)</b>	<b>W, 85-66</b>
M4	vs. ETSU% (Nexstar/ESPN+)	W, 69-57
M5	vs. Furman% (ESPN)	L, 80-83 (OT)

^ - McNeese MTE (Lake Charles, La.)  
% - Ingles SoCon Championship (Asheville, N.C.)



**Wofford**  
(17-16, 8-10 SoCon)

N7	<b>BOB JONES (ESPN+)</b>	<b>W, 120-48</b>
N12	at High Point (ESPN+)	L, 80-91
N14	at Drake (MediaCom MC22/ESPN+)	L, 72-80
N18	<b>GARDNER-WEBB^ (ESPN+)</b>	<b>W, 60-58</b>
N20	<b>NORTH CAROLINA A&amp;T^ (ESPN+)</b>	<b>W, 78-64</b>
N23	<b>NORTH GREENVILLE (ESPN+)</b>	<b>W, 70-59</b>
N27	at LSU (ESPN+/SEC Network Plus)	L, 75-78
D1	<b>PRESBYTERIAN (ESPN+)</b>	<b>W, 76-63</b>
D3	at Vanderbilt (SEC Network Plus)	L, 62-65
D6	<b>COASTAL CAROLINA (ESPN+)</b>	<b>W, 71-61</b>
D10	at Georgia Southern (ESPN+)	L, 57-79
D17	<b>MONTREAT (ESPN+)</b>	<b>W, 107-65</b>
D20	at Texas A&M (SEC Network Plus)	W, 67-62
D29	* <b>ETSU (ESPN+)</b>	<b>L, 71-73</b>
D31	* <b>UNCG (ESPN+)</b>	<b>L, 64-73</b>
J4	*at Mercer (ESPN+)	W, 53-52
J7	* <b>THE CITADEL (Nexstar/ESPN+)</b>	<b>W, 77-57</b>
J11	*at Samford (ESPN+)	L, 58-83
J14	* <b>VMI (ESPN+)</b>	<b>W, 86-67</b>
J18	*at Western Carolina (ESPN+)	L, 71-76
J22	* <b>FURMAN (ESPN)</b>	<b>L, 82-96</b>
J25	*at Chattanooga (ESPN+)	W, 85-80
J28	* <b>SAMFORD (CBS Sports Network)</b>	<b>W, 85-77</b>
F1	*at ETSU (ESPN+)	L, 52-77
F4	*at Furman% (CBS Sports Network)	L, 67-80
F8	* <b>WESTERN CAROLINA (ESPN+)</b>	<b>L, 91-95 (2OT)</b>
F12	*at UNCG (ESPN+)	L, 89-97 (OT)
F15	* <b>MERCER (ESPN+)</b>	<b>W, 70-67</b>
F18	*at The Citadel (ESPN+)	W, 72-68
F22	*at VMI (ESPN+)	L, 83-87 (OT)
F25	* <b>CHATTANOOGA (Nexstar/ESPN+)</b>	<b>W, 86-74</b>
M4	vs. UNCG% (Nexstar/ESPN+)	W, 67-66
M5	vs. Chattanooga% (ESPNEWS)	L, 62-74

^ - Battle of the Carolinas  
& - Bon Secours Wellness Arena  
% - Ingles SoCon Championship (Asheville, N.C.)

### Southern Conference men's basketball media relations information

<p><b>The Citadel (CitadelSports.com)</b> John Brush (jbrush@citadel.edu) Phone: 843-953-6795</p> <p><b>ETSU (ETSUBucs.com)</b> Kevin Brown (brownk@etsu.edu) Phone: 423-439-5263</p> <p><b>Furman (FurmanPaladins.com)</b> Jordan Caskey (jordan.caskey@furman.edu) Phone: 864-294-3065</p> <p><b>Mercer (MercerBears.com)</b> Amanda Cover (cover_al@mercer.edu) Phone: 478-301-5218</p> <p><b>UNCG (UNCGSpartans.com)</b> Denise Archetto (d_archetto@uncg.edu) Phone: 770-598-2901</p> <p><b>Samford (SamfordSports.com)</b> Jacob Horton (jhorton8@samford.edu) Phone: 205-726-4217</p>	<p><b>Chattanooga (GoMocs.com)</b> Corey Belonzi (corey-belonzi@utc.edu) Phone: 423-425-2116</p> <p><b>VMI (VMIKeydets.com)</b> Daniel Whitehead (whiteheadk@vmi.edu) Phone: 540-464-7514</p> <p><b>Western Carolina (CatamountSports.com)</b> Steven Grandy (sgrandy@email.wcu.edu) Phone: 828-227-2655</p> <p><b>Wofford (WoffordTerriers.com)</b> Ryan Scott (scottrm@wofford.edu) Phone: 864-597-4092</p> <p><b>Southern Conference (SoConSports.com)</b> Phil Perry (pperry@socon.org) Phone: 864-591-5100 // Cell: 864-525-5174</p>
--	---

2022-23 Southern Conference  
CONFERENCE BASKETBALL STATISTICS  
Through games of Mar 15, 2023 (All games)

SCORING OFFENSE	G	W-L	Pts	Avg/G
1. Furman	34	27-7	2791	82.1
2. Samford	32	21-11	2519	78.7
3. Chattanooga	35	18-17	2702	77.2
4. Wofford	33	17-16	2466	74.7
5. Western Carolina	33	18-15	2457	74.5
6. UNCG	32	20-12	2306	72.1
7. VMI	32	7-25	2220	69.4
8. ETSU	32	12-20	2211	69.1
9. Mercer	33	14-19	2268	68.7
10. The Citadel	32	10-22	2158	67.4

SCORING DEFENSE	G	Pts	Avg/G
1. UNCG	32	2064	64.5
2. Mercer	33	2211	67.0
3. ETSU	32	2208	69.0
4. Western Carolina	33	2340	70.9
5. Furman	34	2421	71.2
6. Samford	32	2290	71.6
7. Chattanooga	35	2523	72.1
8. Wofford	33	2392	72.5
9. The Citadel	32	2374	74.2
10. VMI	32	2457	76.8

SCORING MARGIN	G	Offense	Defense	Margin
1. Furman	34	82.1	71.2	+10.9
2. UNCG	32	72.1	64.5	+7.6
3. Samford	32	78.7	71.6	+7.2
4. Chattanooga	35	77.2	72.1	+5.1
5. Western Carolina	33	74.5	70.9	+3.5
6. Wofford	33	74.7	72.5	+2.2
7. Mercer	33	68.7	67.0	+1.7
8. ETSU	32	69.1	69.0	+0.1
9. The Citadel	32	67.4	74.2	-6.8
10. VMI	32	69.4	76.8	-7.4

FREE THROW PCT	G	FTM	FTA	Pct.
1. VMI	32	311	406	.766
2. The Citadel	32	388	514	.755
3. Samford	32	565	756	.747
4. Furman	34	511	690	.741
5. Wofford	33	407	552	.737
6. Western Carolina	33	479	667	.718
7. UNCG	32	420	587	.716
8. Chattanooga	35	456	639	.714
9. Mercer	33	370	536	.690
10. ETSU	32	366	546	.670

FIELD GOAL PERCENTAGE	G	FGM	FGA	Pct.
1. Furman	34	978	2023	.483
2. Wofford	33	906	1916	.473
3. Samford	32	832	1833	.454
4. ETSU	32	821	1814	.453
5. Chattanooga	35	924	2042	.452
6. Mercer	33	851	1885	.451
7. UNCG	32	816	1831	.446
8. The Citadel	32	771	1786	.432
9. Western Carolina	33	846	1962	.431
10. VMI	32	800	1923	.416

FIELD GOAL PCT DEFENSE	G	FGM	FGA	Pct.
1. UNCG	32	728	1799	.405
2. Chattanooga	35	888	2099	.423
3. Mercer	33	774	1798	.430
4. Samford	32	770	1783	.432
5. ETSU	32	799	1834	.436
6. Western Carolina	33	851	1935	.440
7. Furman	34	884	1982	.446
8. The Citadel	32	831	1861	.447
9. Wofford	33	878	1908	.460
10. VMI	32	879	1883	.467

3-POINT FG PCT	G	3FGM	3FGA	Pct.
1. Chattanooga	35	398	1057	.377
2. UNCG	32	254	718	.354
3. Samford	32	290	822	.353
4. VMI	32	309	880	.351
5. Furman	34	324	934	.347
6. Western Carolina	33	286	829	.345
7. Mercer	33	196	586	.334
8. Wofford	33	247	748	.330
9. The Citadel	32	228	702	.325
10. ETSU	32	203	633	.321

3-POINT FG PCT DEFENSE	G	3FGM	3FGA	Pct.
1. UNCG	32	236	740	.319
2. ETSU	32	254	785	.324
3. Western Carolina	33	189	583	.324
4. Mercer	33	201	609	.330
5. Chattanooga	35	298	893	.334
6. Furman	34	234	700	.334
7. The Citadel	32	260	777	.335
8. Wofford	33	278	801	.347
9. VMI	32	343	935	.367
10. Samford	32	287	782	.367

REBOUNDING OFFENSE	G	Rebounds	Avg/G
1. Western Carolina	33	1224	37.1
2. UNCG	32	1180	36.9
3. Chattanooga	35	1268	36.2
4. Samford	32	1137	35.5
5. Furman	34	1208	35.5
6. VMI	32	1131	35.3
7. ETSU	32	1122	35.1
8. Mercer	33	1144	34.7
9. Wofford	33	1088	33.0
10. The Citadel	32	1015	31.7

REBOUNDING DEFENSE	G	Rebounds	Avg/G
1. Wofford	33	1023	31.0
2. Mercer	33	1065	32.3
3. Furman	34	1123	33.0
4. UNCG	32	1065	33.3
5. Samford	32	1066	33.3
6. ETSU	32	1066	33.3
7. Chattanooga	35	1185	33.9
8. VMI	32	1084	33.9
9. Western Carolina	33	1157	35.1
10. The Citadel	32	1186	37.1

2022-23 Southern Conference  
CONFERENCE BASKETBALL STATISTICS  
Through games of Mar 15, 2023 (All games)

REBOUNDING MARGIN					
	G	Team	Avg.	Opp.	Avg. Margin
1. UNCG	32	1180	36.9	1065	33.3 +3.6
2. Furman	34	1208	35.5	1123	33.0 +2.5
3. Mercer	33	1144	34.7	1065	32.3 +2.4
4. Chattanooga	35	1268	36.2	1185	33.9 +2.4
5. Samford	32	1137	35.5	1066	33.3 +2.2
6. Western Carolina	33	1224	37.1	1157	35.1 +2.0
7. Wofford	33	1088	33.0	1023	31.0 +2.0
8. ETSU	32	1122	35.1	1066	33.3 +1.8
9. VMI	32	1131	35.3	1084	33.9 +1.5
10. The Citadel	32	1015	31.7	1186	37.1 -5.3

BLOCKED SHOTS			
	G	No.	Avg/G
1. Chattanooga	35	121	3.5
2. Furman	34	109	3.2
3. ETSU	32	99	3.1
4. The Citadel	32	85	2.7
5. Western Carolina	33	86	2.6
6. Samford	32	83	2.6
UNCG	32	83	2.6
8. Mercer	33	71	2.2
9. Wofford	33	68	2.1
10. VMI	32	37	1.2

ASSISTS			
	G	No.	Avg/G
1. Furman	34	581	17.1
2. Chattanooga	35	536	15.3
3. UNCG	32	465	14.5
4. Mercer	33	422	12.8
5. Western Carolina	33	419	12.7
6. Wofford	33	412	12.5
7. ETSU	32	390	12.2
8. Samford	32	374	11.7
9. The Citadel	32	365	11.4
VMI	32	365	11.4

STEALS			
	G	No.	Avg/G
1. Samford	32	260	8.1
2. UNCG	32	228	7.1
3. Furman	34	231	6.8
4. ETSU	32	195	6.1
5. Chattanooga	35	200	5.7
6. Wofford	33	188	5.7
7. Mercer	33	185	5.6
8. The Citadel	32	176	5.5
9. Western Carolina	33	179	5.4
10. VMI	32	172	5.4

TURNOVER MARGIN					
	G	Team	Avg.	Opp.	Avg. Margin
1. Furman	34	379	11.1	452	13.3 +2.1
2. Samford	32	405	12.7	468	14.6 +2.0
3. UNCG	32	376	11.8	425	13.3 +1.5
4. Wofford	33	361	10.9	369	11.2 +0.2
5. Western Carolina	33	355	10.8	361	10.9 +0.2
Mercer	33	385	11.7	391	11.8 +0.2
7. ETSU	32	420	13.1	389	12.2 -1.0
8. The Citadel	32	393	12.3	361	11.3 -1.0
9. Chattanooga	35	407	11.6	369	10.5 -1.1
10. VMI	32	411	12.8	339	10.6 -2.2

ASSIST/TURNOVER RATIO						
	G	Ast.	Avg.	T/O	Avg.	Ratio
1. Furman	34	581	17.1	379	11.1	1.5
2. Chattanooga	35	536	15.3	407	11.6	1.3
3. UNCG	32	465	14.5	376	11.8	1.2
4. Western Carolina	33	419	12.7	355	10.8	1.2
5. Wofford	33	412	12.5	361	10.9	1.1
6. Mercer	33	422	12.8	385	11.7	1.1
7. The Citadel	32	365	11.4	393	12.3	0.9
8. ETSU	32	390	12.2	420	13.1	0.9
9. Samford	32	374	11.7	405	12.7	0.9
10. VMI	32	365	11.4	411	12.8	0.9

OFFENSIVE REBOUNDS			
	G	No.	Avg/G
1. VMI	32	349	10.9
2. ETSU	32	343	10.7
3. Mercer	33	342	10.4
4. UNCG	32	330	10.3
5. Western Carolina	33	330	10.0
6. Samford	32	319	10.0
7. Furman	34	338	9.9
8. Chattanooga	35	335	9.6
9. Wofford	33	312	9.5
10. The Citadel	32	234	7.3

DEFENSIVE REBOUNDS			
	G	No.	Avg/G
1. Western Carolina	33	894	27.1
2. Chattanooga	35	933	26.7
3. UNCG	32	850	26.6
4. Furman	34	870	25.6
5. Samford	32	818	25.6
6. VMI	32	782	24.4
7. The Citadel	32	781	24.4
8. ETSU	32	779	24.3
9. Mercer	33	802	24.3
10. Wofford	33	776	23.5

DEFENSIVE REB PCT.				
	G	D-Reb	Opp. OR	D-Reb%
1. Western Carolina	33	894	291	.754
2. Chattanooga	35	933	324	.742
3. UNCG	32	850	304	.737
4. Samford	32	818	296	.734
5. VMI	32	782	285	.733
6. Furman	34	870	319	.732
7. Wofford	33	776	287	.730
8. Mercer	33	802	302	.726
9. ETSU	32	779	319	.709
10. The Citadel	32	781	345	.694

OFFENSIVE REB PCT.				
	G	O-Reb	Opp. DR	O-Reb%
1. ETSU	32	343	747	.315
2. Mercer	33	342	763	.310
3. VMI	32	349	799	.304
4. UNCG	32	330	761	.302
5. Wofford	33	312	736	.298
6. Furman	34	338	804	.296
7. Samford	32	319	770	.293
8. Chattanooga	35	335	861	.280
9. Western Carolina	33	330	866	.276
10. The Citadel	32	234	841	.218

2022-23 Southern Conference  
CONFERENCE BASKETBALL STATISTICS  
Through games of Mar 15, 2023 (All games)

3-POINT FG MADE	G	No.	Avg/G
1. Chattanooga	35	398	11.4
2. VMI	32	309	9.7
3. Furman	34	324	9.5
4. Samford	32	290	9.1
5. Western Carolina	33	286	8.7
6. UNCG	32	254	7.9
7. Wofford	33	247	7.5
8. The Citadel	32	228	7.1
9. ETSU	32	203	6.3
10. Mercer	33	196	5.9

2022-23 Southern Conference  
CONFERENCE BASKETBALL STATISTICS  
Through games of Mar 15, 2023 (All games)

Team	Conference	Pct.	PF	PA	Overall	Pct.	PF	PA	Current unbeaten streak
Furman	15-3	.833	81.8	69.8	27-7	.794	82.1	71.2	Furman -- 6
Samford	15-3	.833	78.3	71.3	21-11	.656	78.7	71.6	
UNCG	14-4	.778	73.7	63.4	20-12	.625	72.1	64.5	
Western Carolina	10-8	.556	71.1	72.4	18-15	.545	74.5	70.9	
Wofford	8-10	.444	74.6	76.6	17-16	.515	74.7	72.5	
ETSU	8-10	.444	68.4	69.1	12-20	.375	69.1	69.0	
Chattanooga	7-11	.389	73.7	73.7	18-17	.514	77.2	72.1	
Mercer	6-12	.333	63.4	66.8	14-19	.424	68.7	67.0	
The Citadel	5-13	.278	66.2	74.4	10-22	.312	67.4	74.2	
VMI	2-16	.111	63.8	77.5	7-25	.219	69.4	76.8	

TEAM SUMMARIES	G	PF-PA	Avg score	Margin	FG-FGA	Pct.	3FG-FGA	Pct.	FT-FTA	Pct.	RebF	RebA	Margin
Chattanooga	35	2702-2523	77.2-72.1	+5.1	924-2042	.452	398-1057	.377	456-639	.714	1268	1185	+2.4
ETSU	32	2211-2208	69.1-69.0	+0.1	821-1814	.453	203-633	.321	366-546	.670	1122	1066	+1.8
Furman	34	2791-2421	82.1-71.2	+10.9	978-2023	.483	324-934	.347	511-690	.741	1208	1123	+2.5
Mercer	33	2268-2211	68.7-67.0	+1.7	851-1885	.451	196-586	.334	370-536	.690	1144	1065	+2.4
Samford	32	2519-2290	78.7-71.6	+7.2	832-1833	.454	290-822	.353	565-756	.747	1137	1066	+2.2
The Citadel	32	2158-2374	67.4-74.2	-6.7	771-1786	.432	228-702	.325	388-514	.755	1015	1186	-5.3
UNCG	32	2306-2064	72.1-64.5	+7.6	816-1831	.446	254-718	.354	420-587	.716	1180	1065	+3.6
VMI	32	2220-2457	69.4-76.8	-7.4	800-1923	.416	309-880	.351	311-406	.766	1131	1084	+1.5
Western Carolina	33	2457-2340	74.5-70.9	+3.5	846-1962	.431	286-829	.345	479-667	.718	1224	1157	+2.0
Wofford	33	2466-2392	74.7-72.5	+2.2	906-1916	.473	247-748	.330	407-552	.737	1088	1023	+2.0

ATTENDANCE	Home	Average	Away	Average	Neutral	Average	Total	Average
Chattanooga	16-49608	3100	15-41175	2745	4-14234	3558	35-105017	3000
ETSU	16-50014	3126	13-35214	2709	3-6647	2216	32-91875	2871
Furman	16-34941	2184	11-33423	3038	7-13870	1981	34-82234	2419
Mercer	14-24863	1776	14-30860	2204	5-804	161	33-56527	1713
Samford	16-40096	2506	15-32983	2199	1-0	0	32-73079	2284
The Citadel	14-22316	1594	15-54223	3615	3-467	156	32-77006	2406
UNCG	14-17668	1262	14-53752	3839	4-3995	999	32-75415	2357
VMI	14-18939	1353	15-33331	2222	3-3029	1010	32-55299	1728
Western Carolina	14-25153	1797	15-45023	3002	4-5241	1310	33-75417	2285
Wofford	16-20284	1268	15-50214	3348	2-9362	4681	33-79860	2420
Totals	150-303882	2026	142-410198	2889	36-57649	1601	328-771729	2353

2022-23 Southern Conference  
INDIVIDUAL BASKETBALL STATISTICS  
Through games of Mar 15, 2023 (All games)

To be ranked, a player must appear in at least 75.0% of their team's games.

SCORING								REBOUNDING							
	Cl	G	FG	3FG	FT	Pts	Avg/G		Cl	G	Off	Def	Total	Avg/G	
1. Mike Bothwell-FUR	Sr	34	204	48	155	611	18.0	1. Tyzhaun Claude-WCU	Jr	30	96	161	257	8.6	
2. B.J. Mack-WOF	Sr	32	191	52	96	530	16.6	2. Jaden Seymour-ETSU	So	29	76	142	218	7.5	
3. Stephen Clark-CIT	Sr	32	210	11	90	521	16.3	3. Vonterius Woolbright-WCU	Sr	32	47	193	240	7.5	
4. Tre Jackson-WCU	Jr	32	165	111	72	513	16.0	4. Taeshaud Jackson-VMI	Fr	31	69	154	223	7.2	
5. Jalen Slawson-FUR	Sr	34	185	39	125	534	15.7	5. Jalen Slawson-FUR	Sr	34	63	180	243	7.1	
6. Jordan King-ETSU	Sr	32	174	69	81	498	15.6	6. Mohammed Abdulsalam-UNCG	Sr	32	66	160	226	7.1	
7. Tyzhaun Claude-WCU	Sr	30	167	2	125	461	15.4	7. Jermaine Marshall-SAM	Jr	31	57	146	203	6.5	
8. Austin Ash-CIT	Sr	30	148	102	58	456	15.2	8. Stephen Clark-CIT	Sr	32	49	160	209	6.5	
9. Jalyn McCreary-MER	So	33	228	0	45	501	15.2	9. Jalen Haynes-ETSU	So	32	84	122	206	6.4	
10. Jackson Paveletzke-WOF	Fr	33	167	46	117	497	15.1	10. Keondre Kennedy-UNCG	Sr	30	33	152	185	6.2	
11. Vonterius Woolbright-WCU	Sr	32	162	11	137	472	14.8	11. B.J. Mack-WOF	Sr	32	36	142	178	5.6	
12. Jalen Haynes-ETSU	So	32	176	3	111	466	14.6	12. Messiah Jones-WOF	Sr	33	79	100	179	5.4	
13. Keyshaun Langley-UNCG	Sr	32	161	90	47	459	14.3	13. Jalyn McCreary-MER	So	33	78	100	178	5.4	
14. Asher Woods-VMI	Fr	32	160	49	85	454	14.2	14. Marcus Foster-FUR	Jr	34	42	134	176	5.2	
15. Jamal Johnson-UTC	Sr	35	148	93	96	485	13.9	15. Logan Dye-SAM	Sr	32	46	118	164	5.1	
16. Keondre Kennedy-UNCG	Sr	30	137	64	73	411	13.7	16. Tyler Houser-VMI	Fr	32	49	112	161	5.0	
17. Logan Dye-SAM	Sr	32	147	41	91	426	13.3	17. Sean Conway-VMI	Sr	29	50	93	143	4.9	
18. Jermaine Marshall-SAM	Jr	31	126	39	120	411	13.3	18. Kyler Filewich-WOF	Jr	33	66	92	158	4.8	
19. Sean Conway-VMI	Sr	29	124	62	40	350	12.1	19. Rickey Bradley-VMI	Fr	31	36	112	148	4.8	
20. JP Pegues-FUR	So	34	141	65	62	409	12.0	20. Austin Ash-CIT	Sr	30	10	129	139	4.6	
21. Tyler Houser-VMI	Fr	32	129	43	44	345	10.8								
22. Kamar Robertson-MER	Sr	29	99	43	67	308	10.6								
23. Marcus Foster-FUR	Jr	34	123	60	55	361	10.6								
24. Tony Felder-VMI	Fr	32	114	59	49	336	10.5								
25. Mikeal Brown-Jones-UNCG	Jr	31	116	7	75	314	10.1								
26. Messiah Jones-WOF	Sr	33	123	0	77	323	9.8								
27. Bubba Parham-SAM	Sr	32	88	60	72	308	9.6								
28. Dalvin White-UTC	Sr	33	106	64	35	311	9.4								
29. Rickey Bradley-VMI	Fr	31	106	25	55	292	9.4								
30. Russell Jones Jr.-WCU	Jr	33	101	56	45	303	9.2								
FIELD GOAL PCT						ASSISTS									
	Cl	G	FGM	FGA	Pct.		Cl	G	No.	Avg/G					
1. Mikeal Brown-Jones-UNCG	Jr	31	116	194	.598	1. Vonterius Woolbright-WCU	Sr	32	165	5.2					
2. Jalen Haynes-ETSU	So	32	176	306	.575	2. JP Pegues-FUR	So	34	135	4.0					
3. Messiah Jones-WOF	Sr	33	123	215	.572	3. Jackson Paveletzke-WOF	Fr	33	123	3.7					
4. Jalen Slawson-FUR	Sr	34	185	333	.556	4. Dante Treacy-UNCG	Sr	32	116	3.6					
5. Jalyn McCreary-MER	So	33	228	417	.547	5. Kobe Langley-UNCG	Sr	32	111	3.5					
6. Garrett Hien-FUR	Jr	32	102	189	.540	6. Luis Hurtado-MER	Sr	32	105	3.3					
7. Tyzhaun Claude-WCU	Jr	30	167	321	.520	7. Jalen Slawson-FUR	Sr	34	110	3.2					
8. Mike Bothwell-FUR	Sr	34	204	393	.519	8. Tony Felder-VMI	Fr	32	101	3.2					
9. Logan Dye-SAM	Sr	32	147	294	.500	9. Jordan King-ETSU	Sr	32	100	3.1					
10. Jackson Paveletzke-WOF	Fr	33	167	339	.493	10. Mike Bothwell-FUR	Sr	34	102	3.0					
11. B.J. Mack-WOF	Sr	32	191	388	.492	11. Dalvin White-UTC	Sr	33	94	2.8					
12. Stephen Clark-CIT	Sr	32	210	427	.492	12. Stephen Clark-CIT	Sr	32	91	2.8					
13. Bas Leyte-UNCG	Sr	32	97	200	.485	13. Allen Strothers-ETSU	Fr	29	79	2.7					
14. Rickey Bradley-VMI	Fr	31	106	221	.480	14. Bubba Parham-SAM	Sr	32	83	2.6					
15. Jermaine Marshall-SAM	Jr	31	126	267	.472	15. Jaron Rillie-SAM	So	32	79	2.5					



2022-23 Southern Conference  
INDIVIDUAL BASKETBALL STATISTICS  
Through games of Mar 15, 2023 (All games)

FREE THROW PCT					
	Cl	G	FTM	FTA	Pct.
1. Tre Jackson-WCU	Jr	32	72	81	.889
2. Jordan King-ETSU	Sr	32	81	95	.853
3. Jackson Paveletzke-WOF	Fr	33	117	139	.842
4. Kamar Robertson-MER	Sr	29	67	80	.838
5. Mike Bothwell-FUR	Sr	34	155	187	.829
6. Keondre Kennedy-UNCG	Sr	30	73	89	.820
7. B.J. Mack-WOF	Sr	32	96	119	.807
8. Jamal Johnson-UTC	Sr	35	96	120	.800
9. Jermaine Marshall-SAM	Jr	31	120	151	.795
10. Bubba Parham-SAM	Sr	32	72	91	.791
11. Asher Woods-VMI	Fr	32	85	109	.780
12. Jalen Slawson-FUR	Sr	34	125	163	.767
13. Mikeal Brown-Jones-UNCG	Jr	31	75	98	.765
14. Madison Durr-CIT	Fr	32	66	89	.742
15. Tyzhaun Claude-WCU	Jr	30	125	174	.718

STEALS			
	Cl	G	No. Avg/G
1. A.J. Staton-McCray-SAM	So	31	56 1.8
2. Keyshaun Langley-UNCG	Sr	32	57 1.8
Kobe Langley-UNCG	Sr	32	57 1.8
4. Elijah Morgan-CIT	Jr	32	54 1.7
5. Jalen Slawson-FUR	Sr	34	54 1.6
6. Russell Jones Jr.-WCU	Jr	33	51 1.5
7. Corey Tripp-WOF	So	33	46 1.4
8. Jermaine Marshall-SAM	Jr	31	41 1.3
9. Allen Strothers-ETSU	Fr	29	34 1.2
10. Bubba Parham-SAM	Sr	32	37 1.2
11. Marcus Foster-FUR	Jr	34	38 1.1
12. Jordan King-ETSU	Sr	32	34 1.1
Tre Jackson-WCU	Jr	32	34 1.1
14. Austin Ash-CIT	Sr	30	31 1.0
15. Jaron Rillie-SAM	So	32	33 1.0

3-POINT FG PCT					
	Cl	G	3FG	FGA	Pct.
1. Tre Jackson-WCU	Jr	32	111	253	.439
2. Dalvin White-UTC	Sr	33	64	152	.421
3. Keyshaun Langley-UNCG	Sr	32	90	215	.419
4. Jamal Johnson-UTC	Sr	35	93	231	.403
5. Keondre Kennedy-UNCG	Sr	30	64	160	.400
6. Shawn Walker Jr.-MER	Sr	32	37	93	.398
7. Austin Ash-CIT	Sr	30	102	257	.397
8. Logan Dye-SAM	Sr	32	41	104	.394
9. Jalen Slawson-FUR	Sr	34	39	99	.394
10. Jackson Paveletzke-WOF	Fr	33	46	117	.393
11. Bubba Parham-SAM	Sr	32	60	154	.390
12. Kamar Robertson-MER	Sr	29	43	112	.384
13. Jamarius Hairston-ETSU	Sr	25	30	79	.380
14. Sean Conway-VMI	Sr	29	62	164	.378
15. Jermaine Marshall-SAM	Jr	31	39	104	.375

3-POINT FG MADE			
	Cl	G	3FG Avg/G
1. Tre Jackson-WCU	Jr	32	111 3.5
2. Austin Ash-CIT	Sr	30	102 3.4
3. Keyshaun Langley-UNCG	Sr	32	90 2.8
4. Jamal Johnson-UTC	Sr	35	93 2.7
5. Jordan King-ETSU	Sr	32	69 2.2
6. Sean Conway-VMI	Sr	29	62 2.1
7. Keondre Kennedy-UNCG	Sr	30	64 2.1
8. Dalvin White-UTC	Sr	33	64 1.9
9. JP Pegues-FUR	So	34	65 1.9
10. Bubba Parham-SAM	Sr	32	60 1.9
11. Tony Felder-VMI	Fr	32	59 1.8
12. Marcus Foster-FUR	Jr	34	60 1.8
13. Russell Jones Jr.-WCU	Jr	33	56 1.7
14. B.J. Mack-WOF	Sr	32	52 1.6
15. Asher Woods-VMI	Fr	32	49 1.5

BLOCKED SHOTS				
	Cl	G	No.	Avg/G
1. Stephen Clark-CIT	Sr	32	58	1.8
2. Jalen Slawson-FUR	Sr	34	52	1.5
3. Jaden Seymour-ETSU	So	29	28	1.0
4. Tyzhaun Claude-WCU	Jr	30	27	0.9
5. Achor Achor-SAM	So	30	24	0.8
6. Tyler Harris-WCU	Sr	33	22	0.7
7. Jalen Haynes-ETSU	So	32	21	0.7
8. Keondre Kennedy-UNCG	Sr	30	19	0.6
9. Logan Dye-SAM	Sr	32	20	0.6
10. Jalyn McCreary-MER	So	33	20	0.6
11. Sam Alexis-UTC	Fr	32	19	0.6
Mohammed Abdulsalam-UNCG	Sr	32	19	0.6
13. Mikeal Brown-Jones-UNCG	Jr	31	16	0.5
14. Bas Leyte-UNCG	Sr	32	16	0.5
15. Garrett Hien-FUR	Jr	32	15	0.5

ASSIST/TURNOVER RATIO					
	Cl	G	Ast.	T/O	Ratio
1. Kobe Langley-UNCG	Sr	32	111	43	2.6
2. JP Pegues-FUR	So	34	135	60	2.3
3. Dante Treacy-UNCG	Sr	32	116	60	1.9
4. Mike Bothwell-FUR	Sr	34	102	56	1.8
5. Vonterius Woolbright-WCU	Sr	32	165	91	1.8
6. Luis Hurtado-MER	Sr	32	105	63	1.7
7. Jackson Paveletzke-WOF	Fr	33	123	79	1.6
8. Tony Felder-VMI	Fr	32	101	68	1.5
9. Jordan King-ETSU	Sr	32	100	76	1.3
10. Jalen Slawson-FUR	Sr	34	110	86	1.3

2022-23 Southern Conference  
INDIVIDUAL BASKETBALL STATISTICS  
Through games of Mar 15, 2023 (All games)

OFFENSIVE REBOUNDS	Cl	G	No.	Avg/G
1. Tyzhaun Claude-WCU	Jr	30	96	3.2
2. Jalen Haynes-ETSU	So	32	84	2.6
3. Jaden Seymour-ETSU	So	29	76	2.6
4. Messiah Jones-WOF	Sr	33	79	2.4
5. Jalyn McCreary-MER	So	33	78	2.4
6. Taeshaud Jackson-VMI	Fr	31	69	2.2
7. Mohammed Abdulsalam-UNCG	Sr	32	66	2.1
8. Bas Leyte-UNCG	Sr	32	65	2.0
9. Kyler Filewich-WOF	Jr	33	66	2.0
10. Jalen Slawson-FUR	Sr	34	63	1.9
11. Jermaine Marshall-SAM	Jr	31	57	1.8
12. Sean Conway-VMI	Sr	29	50	1.7
13. Tyler Houser-VMI	Fr	32	49	1.5
Stephen Clark-CIT	Sr	32	49	1.5
15. Achor Achor-SAM	So	30	45	1.5

DEFENSIVE REBOUNDS	Cl	G	No.	Avg/G
1. Vonterius Woolbright-WCU	Sr	32	193	6.0
2. Tyzhaun Claude-WCU	Jr	30	161	5.4
3. Jalen Slawson-FUR	Sr	34	180	5.3
4. Keondre Kennedy-UNCG	Sr	30	152	5.1
5. Mohammed Abdulsalam-UNCG	Sr	32	160	5.0
Stephen Clark-CIT	Sr	32	160	5.0
7. Taeshaud Jackson-VMI	Fr	31	154	5.0
8. Jaden Seymour-ETSU	So	29	142	4.9
9. Jermaine Marshall-SAM	Jr	31	146	4.7
10. B.J. Mack-WOF	Sr	32	142	4.4
11. Austin Ash-CIT	Sr	30	129	4.3
12. Marcus Foster-FUR	Jr	34	134	3.9
13. Jalen Haynes-ETSU	So	32	122	3.8
14. A.J. Caldwell-UTC	Sr	35	130	3.7
15. Logan Dye-SAM	Sr	32	118	3.7

MINUTES PLAYED	Cl	G	No.	Avg/G
1. Austin Ash-CIT	Sr	30	1107	36.9
2. Jordan King-ETSU	Sr	32	1147	35.8
3. Asher Woods-VMI	Fr	32	1128	35.2
4. Tre Jackson-WCU	Jr	32	1118	34.9
5. Stephen Clark-CIT	Sr	32	1108	34.6
6. Mike Bothwell-FUR	Sr	34	1145	33.7
7. Jackson Paveletzke-WOF	Fr	33	1090	33.0
8. Vonterius Woolbright-WCU	Sr	32	1041	32.5
9. Russell Jones Jr.-WCU	Jr	33	1070	32.4
10. JP Pegues-FUR	So	34	1078	31.7
11. Keondre Kennedy-UNCG	Sr	30	939	31.3
12. B.J. Mack-WOF	Sr	32	997	31.2
13. Rickey Bradley-VMI	Fr	31	956	30.8
14. Jalen Slawson-FUR	Sr	34	1046	30.8
15. Elijah Morgan-CIT	Jr	32	983	30.7
16. Corey Tripp-WOF	So	33	993	30.1
17. Jamal Johnson-UTC	Sr	35	1044	29.8
18. Keyshaun Langley-UNCG	Sr	32	954	29.8
19. Sean Conway-VMI	Sr	29	862	29.7
20. Bubba Parham-SAM	Sr	32	944	29.5
21. Marcus Foster-FUR	Jr	34	989	29.1
22. Jalen Haynes-ETSU	So	32	916	28.6
23. A.J. Caldwell-UTC	Sr	35	975	27.9
24. Shawn Walker Jr.-MER	Sr	32	888	27.8
25. Dante Treacy-UNCG	Sr	32	880	27.5
26. Jaden Seymour-ETSU	So	29	797	27.5
27. Tony Felder-VMI	Fr	32	870	27.2
28. Tyler Harris-WCU	Sr	33	886	26.8
29. Allen Strothers-ETSU	Fr	29	775	26.7
30. Tyzhaun Claude-WCU	Jr	30	790	26.3

2022-23 Southern Conference  
Conference Team Highs  
Through games of Mar 15, 2023 (All games)

TEAM HIGHS (highest totals made by)

Points	120	Wofford vs Bob Jones (11/07/22)
	120	UNCG vs Warren Wilson (12/18/22)
Margin	72 (120-48)	Wofford vs Bob Jones (11/07/22)
	72 (120-48)	UNCG vs Warren Wilson (12/18/22)
Field goals made	49	Wofford vs Bob Jones (11/07/22)
	46	Mercer vs Milligan (11/11/22)
Field goal attempts	86	Western Carolina vs Toccoa Falls (12/20/22)
	83	The Citadel vs Morris (11/15/22)
Field goal percentage	.662 (45-68)	UNCG vs Warren Wilson (12/18/22)
	.661 (37-56)	VMI vs Regent (11/26/22)
3-Pt FG made	22	Chattanooga vs Covenant (11/19/22)
	21	Samford at VMI (02/18/23)
3-Pt FG attempts	53	VMI vs Carlow (12/07/22)
	45	Furman at VMI (02/08/23)
3-Pt percentage	.625 (10-16)	Furman at Mercer (01/11/23)
	.615 (16-26)	VMI at Chattanooga (01/07/23)
Free throws made	33	UNCG at Furman (01/14/23)
	30	Furman vs Western Carolina (03/05/23)
Free throw attempts	46	Furman vs Western Carolina (03/05/23)
	42	ETSU vs Little Rock (11/17/22)
Free throw percentage	1.000 (17-17)	The Citadel at VMI (01/21/23)
	1.000 (16-16)	ETSU vs Chattanooga (01/28/23)
	1.000 (12-12)	The Citadel vs IUPUI (11/25/22)
	1.000 (11-11)	VMI at Furman (12/29/22)
	1.000 (10-10)	VMI at ETSU (02/10/23)
	1.000 (7-7)	Wofford at Texas A&M (12/20/22)
Rebounds	69	The Citadel vs Morris (11/15/22)
	64	Western Carolina vs Brescia (11/13/22)
Assists	32	UNCG vs Warren Wilson (12/18/22)
	31	Mercer vs Milligan (11/11/22)
	31	Mercer vs Middle Georgia State (12/06/22)
Steals	16	ETSU at The Citadel (01/11/23)
	15	Furman vs North Greenville (11/07/22)
Blocked shots	11	Chattanooga vs Johnson (Tenn.) (12/10/22)
	9	The Citadel vs Western Carolina (01/14/23)
	9	Western Carolina vs Wofford (01/18/23)
Turnovers	24	VMI vs SIUE (11/19/22)
	23	Samford vs Louisiana Tech (11/25/22)
Fouls	29	The Citadel at N.C. Central (12/20/22)
	29	Furman vs UNCG (01/14/23)

2022-23 Southern Conference  
Conference Individual Highs  
Through games of Mar 15, 2023 (All games)

INDIVIDUAL PLAYER GAME HIGHS

Points	47		Tre Jackson (Western Carolina) at Wofford (02/08/23)
	42		Jordan King (ETSU) at The Citadel (01/11/23)
	37		Jake Stephens (Chattanooga) vs VMI (01/07/23)
	36		Mike Bothwell (Furman) vs Stephen F. Austin (12/17/22)
	35		Jake Stephens (Chattanooga) vs Western Carolina (01/11/23)
	35		Mike Bothwell (Furman) at Samford (02/25/23)
Field goals made	14		Jordan King (ETSU) at The Citadel (01/11/23)
	14		Tre Jackson (Western Carolina) at Wofford (02/08/23)
Field goal attempts	26		Vonterius Woolbright (Western Carolina) at Wofford (02/08/23)
	24		Tyler Houser (VMI) at Western Carolina (02/25/23)
Field goal percentage	1.000	(9-9)	Khristion Courseault (Chattanooga) vs VMI (03/03/23)
	1.000	(8-8)	Jalen Haynes (ETSU) vs Mars Hill (11/30/22)
	1.000	(8-8)	Jah Quinones (Mercer) vs Western Carolina (02/18/23)
3-Pt FG made	9		Austin Ash (The Citadel) vs Longwood (12/17/22)
	8		Jordan King (ETSU) at The Citadel (01/11/23)
	8		Tre Jackson (Western Carolina) at Wofford (02/08/23)
	8		Austin Ash (The Citadel) vs Wofford (02/18/23)
3-Pt FG attempts	17		Devin Butler (VMI) vs Carlow (12/07/22)
	17		Austin Ash (The Citadel) vs Longwood (12/17/22)
3-Pt percentage	.857	(6-7)	Sean Conway (VMI) vs Regent (11/26/22)
	.857	(6-7)	Sean Conway (VMI) vs Navy (12/03/22)
	.857	(6-7)	Marcus Foster (Furman) at Mercer (01/11/23)
	.857	(6-7)	Carson McCorkle (Wofford) vs VMI (01/14/23)
	.857	(6-7)	Jamal Johnson (Chattanooga) vs Samford (03/04/23)
Free throws made	13		Jermaine Marshall (Samford) at UCF (12/04/22)
	13		Mike Bothwell (Furman) at Wofford (01/22/23)
	13		Jalen Slawson (Furman) vs Samford (01/25/23)
Free throw attempts	16		Jermaine Marshall (Samford) at UCF (12/04/22)
	16		Jalen Slawson (Furman) vs Mercer (02/22/23)
	16		Mike Bothwell (Furman) vs Western Carolina (03/05/23)
Free throw percentage	1.000	(11-11)	Mike Bothwell (Furman) vs Stephen F. Austin (12/17/22)
	1.000	(11-11)	Tre Jackson (Western Carolina) at Wofford (02/08/23)
	1.000	(10-10)	Mike Bothwell (Furman) at App State (11/29/22)
	1.000	(10-10)	Jordan King (ETSU) at Western Carolina (02/15/23)
	1.000	(9-9)	Jalen Haynes (ETSU) vs Louisiana (11/13/22)
	1.000	(9-9)	Keondre Kennedy (UNCG) vs Montana State (11/25/22)
	1.000	(9-9)	Tyzhaun Claude (Western Carolina) vs Toccoa Falls (12/20/22)
	1.000	(9-9)	Jaron Rillie (Samford) at The Citadel (12/31/22)
	1.000	(8-8)	Jermaine Marshall (Samford) vs Spring Hill (11/10/22)
	1.000	(8-8)	Jackson Paveletzke (Wofford) vs North Carolina A&T (11/20/22)
	1.000	(8-8)	Austin Ash (The Citadel) at Charleston Southern (11/30/22)
	1.000	(8-8)	B.J. Mack (Wofford) vs ETSU (12/29/22)
	1.000	(8-8)	Austin Ash (The Citadel) at VMI (01/21/23)
	1.000	(8-8)	Jalen Haynes (ETSU) vs Chattanooga (01/28/23)
	1.000	(8-8)	B.J. Mack (Wofford) vs Western Carolina (02/08/23)
	1.000	(8-8)	Jermaine Marshall (Samford) at Chattanooga (02/22/23)
	1.000	(8-8)	Tyzhaun Claude (Western Carolina) vs VMI (02/25/23)
Rebounds	20		Jake Stephens (Chattanooga) vs Belmont (12/18/22)
	17		Tyzhaun Claude (Western Carolina) at The Citadel (01/14/23)
Assists	11		Vonterius Woolbright (Western Carolina) at VMI (01/28/23)
	11		Vonterius Woolbright (Western Carolina) vs VMI (02/25/23)
Steals	7		Jordan King (ETSU) at The Citadel (01/11/23)
	6		Jaron Rillie (Samford) vs Wofford (01/11/23)
Blocked shots	5		Jake Stephens (Chattanooga) at Gardner-Webb (12/03/22)
	5		Jake Stephens (Chattanooga) vs Belmont (12/18/22)

	5	Jake Stephens (Chattanooga) at The Citadel (12/29/22)
	5	Stephen Clark (The Citadel) vs ETSU (01/11/23)
	5	Stephen Clark (The Citadel) vs Western Carolina (01/14/23)
Turnovers	8	Jake Stephens (Chattanooga) at Col. of Charleston (11/07/22)
	8	Asher Woods (VMI) at Mercer (02/04/23)

2022-23 Southern Conference  
CONFERENCE BASKETBALL STATISTICS  
Final (Conference games only)

SCORING OFFENSE	G	W-L	Pts	Avg/G
1. Furman	18	15-3	1473	81.8
2. Samford	18	15-3	1409	78.3
3. Wofford	18	8-10	1342	74.6
4. UNCG	18	14-4	1327	73.7
5. Chattanooga	18	7-11	1326	73.7
6. Western Carolina	18	10-8	1279	71.1
7. ETSU	18	8-10	1231	68.4
8. The Citadel	18	5-13	1191	66.2
9. VMI	18	2-16	1149	63.8
10. Mercer	18	6-12	1141	63.4

SCORING DEFENSE	G	Pts	Avg/G
1. UNCG	18	1142	63.4
2. Mercer	18	1202	66.8
3. ETSU	18	1243	69.1
4. Furman	18	1256	69.8
5. Samford	18	1283	71.3
6. Western Carolina	18	1303	72.4
7. Chattanooga	18	1326	73.7
8. The Citadel	18	1339	74.4
9. Wofford	18	1379	76.6
10. VMI	18	1395	77.5

SCORING MARGIN	G	Offense	Defense	Margin
1. Furman	18	81.8	69.8	+12.1
2. UNCG	18	73.7	63.4	+10.3
3. Samford	18	78.3	71.3	+7.0
4. Chattanooga	18	73.7	73.7	+0.0
5. ETSU	18	68.4	69.1	-0.7
6. Western Carolina	18	71.1	72.4	-1.3
7. Wofford	18	74.6	76.6	-2.1
8. Mercer	18	63.4	66.8	-3.4
9. The Citadel	18	66.2	74.4	-8.2
10. VMI	18	63.8	77.5	-13.7

FREE THROW PCT	G	FTM	FTA	Pct.
1. VMI	18	166	211	.787
2. The Citadel	18	224	290	.772
3. Samford	18	303	398	.761
4. Furman	18	288	386	.746
5. Wofford	18	230	315	.730
6. Western Carolina	18	265	369	.718
7. Chattanooga	18	218	304	.717
8. UNCG	18	246	349	.705
9. ETSU	18	211	313	.674
10. Mercer	18	172	262	.656

FIELD GOAL PERCENTAGE	G	FGM	FGA	Pct.
1. Wofford	18	489	1026	.477
2. Furman	18	504	1059	.476
3. Samford	18	467	998	.468
4. UNCG	18	468	1018	.460
5. ETSU	18	451	995	.453
6. The Citadel	18	421	970	.434
7. Chattanooga	18	455	1069	.426
8. Western Carolina	18	437	1035	.422
9. Mercer	18	437	1039	.421
10. VMI	18	415	1055	.393

FIELD GOAL PCT DEFENSE	G	FGM	FGA	Pct.
1. UNCG	18	397	989	.401
2. ETSU	18	446	1051	.424
3. Furman	18	450	1040	.433
4. Samford	18	434	1003	.433
5. Chattanooga	18	457	1045	.437
6. Mercer	18	425	959	.443
7. Western Carolina	18	476	1048	.454
8. Wofford	18	492	1064	.462
9. The Citadel	18	474	1023	.463
10. VMI	18	493	1042	.473

3-POINT FG PCT	G	3FGM	3FGA	Pct.
1. Samford	18	172	459	.375
2. UNCG	18	145	394	.368
3. Chattanooga	18	198	551	.359
4. Furman	18	177	495	.358
5. ETSU	18	118	345	.342
6. Wofford	18	134	394	.340
7. The Citadel	18	125	372	.336
8. Western Carolina	18	140	424	.330
9. VMI	18	153	471	.325
10. Mercer	18	95	307	.309

3-POINT FG PCT DEFENSE	G	3FGM	3FGA	Pct.
1. ETSU	18	142	448	.317
2. Furman	18	109	342	.319
3. UNCG	18	140	424	.330
4. The Citadel	18	151	440	.343
5. Samford	18	155	450	.344
6. Chattanooga	18	157	452	.347
7. Western Carolina	18	119	342	.348
8. Mercer	18	115	329	.350
9. Wofford	18	168	467	.360
10. VMI	18	201	518	.388

REBOUNDING OFFENSE	G	Rebounds	Avg/G
1. UNCG	18	661	36.7
2. Furman	18	652	36.2
3. ETSU	18	636	35.3
4. Western Carolina	18	618	34.3
5. Chattanooga	18	616	34.2
6. VMI	18	612	34.0
7. Mercer	18	611	33.9
8. Samford	18	605	33.6
9. Wofford	18	573	31.8
10. The Citadel	18	546	30.3

REBOUNDING DEFENSE	G	Rebounds	Avg/G
1. Samford	18	582	32.3
2. UNCG	18	583	32.4
3. Furman	18	601	33.4
4. ETSU	18	603	33.5
5. Wofford	18	608	33.8
6. Mercer	18	608	33.8
7. VMI	18	616	34.2
8. The Citadel	18	636	35.3
9. Western Carolina	18	643	35.7
10. Chattanooga	18	650	36.1

2022-23 Southern Conference  
CONFERENCE BASKETBALL STATISTICS  
Final (Conference games only)

REBOUNDING MARGIN		G	Team	Avg.	Opp.	Avg. Margin
1.	UNCG	18	661	36.7	583	32.4 +4.3
2.	Furman	18	652	36.2	601	33.4 +2.8
3.	ETSU	18	636	35.3	603	33.5 +1.8
4.	Samford	18	605	33.6	582	32.3 +1.3
5.	Mercer	18	611	33.9	608	33.8 +0.2
6.	VMI	18	612	34.0	616	34.2 -0.2
7.	Western Carolina	18	618	34.3	643	35.7 -1.4
8.	Chattanooga	18	616	34.2	650	36.1 -1.9
9.	Wofford	18	573	31.8	608	33.8 -1.9
10.	The Citadel	18	546	30.3	636	35.3 -5.0

BLOCKED SHOTS		G	No.	Avg/G
1.	ETSU	18	57	3.2
2.	The Citadel	18	55	3.1
3.	Furman	18	53	2.9
4.	Chattanooga	18	52	2.9
5.	UNCG	18	50	2.8
6.	Western Carolina	18	47	2.6
7.	Samford	18	44	2.4
8.	Wofford	18	41	2.3
	Mercer	18	41	2.3
10.	VMI	18	20	1.1

ASSISTS		G	No.	Avg/G
1.	Furman	18	296	16.4
2.	Chattanooga	18	258	14.3
3.	UNCG	18	255	14.2
4.	Wofford	18	224	12.4
5.	Samford	18	207	11.5
6.	ETSU	18	205	11.4
7.	Western Carolina	18	202	11.2
8.	The Citadel	18	192	10.7
9.	VMI	18	187	10.4
10.	Mercer	18	177	9.8

STEALS		G	No.	Avg/G
1.	Samford	18	145	8.1
2.	UNCG	18	141	7.8
3.	Chattanooga	18	113	6.3
4.	Wofford	18	102	5.7
5.	Furman	18	101	5.6
	The Citadel	18	101	5.6
7.	ETSU	18	99	5.5
8.	Mercer	18	97	5.4
9.	Western Carolina	18	94	5.2
10.	VMI	18	89	4.9

TURNOVER MARGIN		G	Team	Avg.	Opp.	Avg. Margin
1.	UNCG	18	196	10.9	239	13.3 +2.4
2.	Furman	18	182	10.1	219	12.2 +2.1
3.	Samford	18	205	11.4	230	12.8 +1.4
4.	Mercer	18	198	11.0	212	11.8 +0.8
	Chattanooga	18	192	10.7	206	11.4 +0.8
6.	Western Carolina	18	180	10.0	183	10.2 +0.2
7.	Wofford	18	197	10.9	194	10.8 -0.2
8.	The Citadel	18	225	12.5	195	10.8 -1.7
9.	ETSU	18	227	12.6	185	10.3 -2.3
10.	VMI	18	230	12.8	169	9.4 -3.4

ASSIST/TURNOVER RATIO		G	Ast.	Avg.	T/O	Avg.	Ratio
1.	Furman	18	296	16.4	182	10.1	1.6
2.	Chattanooga	18	258	14.3	192	10.7	1.3
3.	UNCG	18	255	14.2	196	10.9	1.3
4.	Wofford	18	224	12.4	197	10.9	1.1
5.	Western Carolina	18	202	11.2	180	10.0	1.1
6.	Samford	18	207	11.5	205	11.4	1.0
7.	ETSU	18	205	11.4	227	12.6	0.9
8.	Mercer	18	177	9.8	198	11.0	0.9
9.	The Citadel	18	192	10.7	225	12.5	0.9
10.	VMI	18	187	10.4	230	12.8	0.8

OFFENSIVE REBOUNDS		G	No.	Avg/G
1.	VMI	18	195	10.8
2.	Mercer	18	191	10.6
3.	Furman	18	190	10.6
4.	ETSU	18	183	10.2
5.	UNCG	18	181	10.1
6.	Chattanooga	18	179	9.9
7.	Wofford	18	159	8.8
8.	Western Carolina	18	157	8.7
9.	Samford	18	150	8.3
10.	The Citadel	18	124	6.9

DEFENSIVE REBOUNDS		G	No.	Avg/G
1.	UNCG	18	480	26.7
2.	Furman	18	462	25.7
3.	Western Carolina	18	461	25.6
4.	Samford	18	455	25.3
5.	ETSU	18	453	25.2
6.	Chattanooga	18	437	24.3
7.	The Citadel	18	422	23.4
8.	Mercer	18	420	23.3
9.	VMI	18	417	23.2
10.	Wofford	18	414	23.0

DEFENSIVE REB PCT.		G	D-Reb	Opp. OR	D-Reb%
1.	Western Carolina	18	461	154	.750
2.	UNCG	18	480	165	.744
3.	Samford	18	455	162	.737
4.	Mercer	18	420	154	.732
5.	VMI	18	417	163	.719
6.	Furman	18	462	181	.719
7.	Chattanooga	18	437	175	.714
8.	ETSU	18	453	188	.707
9.	The Citadel	18	422	178	.703
10.	Wofford	18	414	189	.687

OFFENSIVE REB PCT.		G	O-Reb	Opp. DR	O-Reb%
1.	Furman	18	190	420	.311
2.	ETSU	18	183	415	.306
3.	UNCG	18	181	418	.302
4.	VMI	18	195	453	.301
5.	Mercer	18	191	454	.296
6.	Wofford	18	159	419	.275
7.	Chattanooga	18	179	475	.274
8.	Samford	18	150	420	.263
9.	Western Carolina	18	157	489	.243
10.	The Citadel	18	124	458	.213

2022-23 Southern Conference  
CONFERENCE BASKETBALL STATISTICS  
Final (Conference games only)

3-POINT FG MADE	G	No.	Avg/G
1. Chattanooga	18	198	11.0
2. Furman	18	177	9.8
3. Samford	18	172	9.6
4. VMI	18	153	8.5
5. UNCG	18	145	8.1
6. Western Carolina	18	140	7.8
7. Wofford	18	134	7.4
8. The Citadel	18	125	6.9
9. ETSU	18	118	6.6
10. Mercer	18	95	5.3



2022-23 Southern Conference  
CONFERENCE BASKETBALL STATISTICS  
Final (Conference games only)

Team	Conference	Pct.	PF	PA	Overall	Pct.	PF	PA	Current unbeaten streak
Furman	15-3	.833	81.8	69.8	15-3	.833	81.8	69.8	Furman -- 3
Samford	15-3	.833	78.3	71.3	15-3	.833	78.3	71.3	ETSU -- 2
UNCG	14-4	.778	73.7	63.4	14-4	.778	73.7	63.4	Wofford -- 1
Western Carolina	10-8	.556	71.1	72.4	10-8	.556	71.1	72.4	Mercer -- 1
Wofford	8-10	.444	74.6	76.6	8-10	.444	74.6	76.6	Western Carolina -- 1
ETSU	8-10	.444	68.4	69.1	8-10	.444	68.4	69.1	
Chattanooga	7-11	.389	73.7	73.7	7-11	.389	73.7	73.7	
Mercer	6-12	.333	63.4	66.8	6-12	.333	63.4	66.8	
The Citadel	5-13	.278	66.2	74.4	5-13	.278	66.2	74.4	
VMI	2-16	.111	63.8	77.5	2-16	.111	63.8	77.5	

TEAM SUMMARIES	G	PF-PA	Avg score	Margin	FG-FGA	Pct.	3FG-FGA	Pct.	FT-FTA	Pct.	RebF	RebA	Margin
Chattanooga	18	1326-1326	73.7-73.7	+0.0	455-1069	.426	198-551	.359	218-304	.717	616	650	-1.9
ETSU	18	1231-1243	68.4-69.1	-0.7	451-995	.453	118-345	.342	211-313	.674	636	603	+1.8
Furman	18	1473-1256	81.8-69.8	+12.1	504-1059	.476	177-495	.358	288-386	.746	652	601	+2.8
Mercer	18	1141-1202	63.4-66.8	-3.4	437-1039	.421	95-307	.309	172-262	.656	611	608	+0.2
Samford	18	1409-1283	78.3-71.3	+7.0	467-998	.468	172-459	.375	303-398	.761	605	582	+1.3
The Citadel	18	1191-1339	66.2-74.4	-8.2	421-970	.434	125-372	.336	224-290	.772	546	636	-5.0
UNCG	18	1327-1142	73.7-63.4	+10.3	468-1018	.460	145-394	.368	246-349	.705	661	583	+4.3
VMI	18	1149-1395	63.8-77.5	-13.7	415-1055	.393	153-471	.325	166-211	.787	612	616	-0.2
Western Carolina	18	1279-1303	71.1-72.4	-1.3	437-1035	.422	140-424	.330	265-369	.718	618	643	-1.4
Wofford	18	1342-1379	74.6-76.6	-2.1	489-1026	.477	134-394	.340	230-315	.730	573	608	-1.9

ATTENDANCE	Home	Average	Away	Average	Neutral	Average	Total	Average
Chattanooga	9-30116	3346	9-16775	1864	0-0	0	18-46891	2605
ETSU	9-29736	3304	9-16601	1845	0-0	0	18-46337	2574
Furman	9-22427	2492	9-21451	2383	0-0	0	18-43878	2438
Mercer	9-18069	2008	9-16005	1778	0-0	0	18-34074	1893
Samford	9-25801	2867	9-19762	2196	0-0	0	18-45563	2531
The Citadel	9-14526	1614	9-22162	2462	0-0	0	18-36688	2038
UNCG	9-11722	1302	9-20657	2295	0-0	0	18-32379	1799
VMI	9-13759	1529	9-21921	2436	0-0	0	18-35680	1982
Western Carolina	9-18263	2029	9-20293	2255	0-0	0	18-38556	2142
Wofford	9-13815	1535	9-22607	2512	0-0	0	18-36422	2023
Totals	90-198234	2203	90-198234	2203	0-0	0	180-396468	2203

2022-23 Southern Conference  
INDIVIDUAL BASKETBALL STATISTICS  
Final (Conference games only)

To be ranked, a player must appear in at least 75.0% of their team's games.

SCORING								REBOUNDING							
	Cl	G	FG	3FG	FT	Pts	Avg/G		Cl	G	Off	Def	Total	Avg/G	
1. B.J. Mack-WOF	Sr	18	106	36	61	309	17.2	1. Tyzhaun Claude-WCU	Jr	15	49	81	130	8.7	
2. Jordan King-ETSU	Sr	18	106	42	54	308	17.1	2. Taeshaud Jackson-VMI	Fr	18	48	100	148	8.2	
3. Stephen Clark-CIT	Sr	18	119	7	62	307	17.1	3. Mohammed Abdulsalam-UNCG	Sr	18	43	101	144	8.0	
4. Tre Jackson-WCU	Jr	18	97	59	49	302	16.8	4. Vonterius Woolbright-WCU	Sr	18	23	114	137	7.6	
5. Keyshaun Langley-UNCG	Sr	18	108	55	27	298	16.6	5. Jalen Slawson-FUR	Sr	18	39	96	135	7.5	
6. Mike Bothwell-FUR	Sr	18	96	25	77	294	16.3	6. Jaden Seymour-ETSU	So	18	46	89	135	7.5	
7. Jalen Slawson-FUR	Sr	18	92	20	88	292	16.2	7. Jermaine Marshall-SAM	Jr	18	31	93	124	6.9	
8. Vonterius Woolbright-WCU	Sr	18	94	8	87	283	15.7	8. Jalen Haynes-ETSU	So	18	48	76	124	6.9	
9. Tyzhaun Claude-WCU	Jr	15	83	2	63	231	15.4	9. Stephen Clark-CIT	Sr	18	30	93	123	6.8	
10. Jalyn McCreary-MER	So	18	124	0	26	274	15.2	10. Jalyn McCreary-MER	So	18	47	56	103	5.7	
11. Jalen Haynes-ETSU	So	18	104	1	61	270	15.0	11. Tyler Houser-VMI	Fr	18	31	72	103	5.7	
12. Jamal Johnson-UTC	Sr	18	79	52	57	267	14.8	12. Marcus Foster-FUR	Jr	18	28	73	101	5.6	
13. Logan Dye-SAM	Sr	18	88	28	59	263	14.6	13. B.J. Mack-WOF	Sr	18	16	85	101	5.6	
14. Jermaine Marshall-SAM	Jr	18	84	32	63	263	14.6	14. Messiah Jones-WOF	Sr	18	44	56	100	5.6	
15. Jackson Paveletzke-WOF	Fr	18	88	25	57	258	14.3	15. Keondre Kennedy-UNCG	Sr	18	19	80	99	5.5	
16. Austin Ash-CIT	Sr	17	76	51	35	238	14.0	16. A.J. Staton-McCray-SAM	So	17	24	61	85	5.0	
17. Asher Woods-VMI	Fr	18	86	31	39	242	13.4	17. Logan Dye-SAM	Sr	18	18	70	88	4.9	
18. Keondre Kennedy-UNCG	Sr	18	82	37	35	236	13.1	18. Kyler Filewich-WOF	Jr	18	32	52	84	4.7	
19. JP Pegues-FUR	So	18	79	31	41	230	12.8	19. Asher Woods-VMI	Fr	18	18	65	83	4.6	
20. Marcus Foster-FUR	Jr	18	72	41	30	215	11.9	20. Sam Alexis-UTC	Fr	15	30	38	68	4.5	
21. Tyler Houser-VMI	Fr	18	80	20	27	207	11.5								
22. Rickey Bradley-VMI	Fr	17	68	15	38	189	11.1								
23. A.J. Staton-McCray-SAM	So	17	63	16	33	175	10.3								
24. Russell Jones Jr.-WCU	Jr	18	62	32	25	181	10.1								
25. Messiah Jones-WOF	Sr	18	69	0	42	180	10.0								
26. Mikeal Brown-Jones-UNCG	Jr	17	56	5	48	165	9.7								
27. Jaden Seymour-ETSU	So	18	65	8	36	174	9.7								
28. Bubba Parham-SAM	Sr	18	49	34	40	172	9.6								
29. Dalvin White-UTC	Sr	18	59	35	15	168	9.3								
30. Sean Conway-VMI	Sr	15	47	24	20	138	9.2								

FIELD GOAL PCT						ASSISTS				
	Cl	G	FGM	FGA	Pct.		Cl	G	No.	Avg/G
1. Messiah Jones-WOF	Sr	18	69	118	.585	1. Vonterius Woolbright-WCU	Sr	18	107	5.9
2. Mikeal Brown-Jones-UNCG	Jr	17	56	96	.583	2. JP Pegues-FUR	So	18	73	4.1
3. Jalen Haynes-ETSU	So	18	104	189	.550	3. Dante Treacy-UNCG	Sr	18	70	3.9
4. Logan Dye-SAM	Sr	18	88	166	.530	4. Jackson Paveletzke-WOF	Fr	18	65	3.6
5. Jalen Slawson-FUR	Sr	18	92	174	.529	5. Jalen Slawson-FUR	Sr	18	61	3.4
6. Jalyn McCreary-MER	So	18	124	238	.521	6. Jordan King-ETSU	Sr	18	59	3.3
7. Tyzhaun Claude-WCU	Jr	15	83	162	.512	7. Kobe Langley-UNCG	Sr	18	57	3.2
8. Rickey Bradley-VMI	Fr	17	68	133	.511	8. Stephen Clark-CIT	Sr	18	55	3.1
9. Jaden Seymour-ETSU	So	18	65	128	.508	9. Tony Felder-VMI	Fr	18	52	2.9
10. B.J. Mack-WOF	Sr	18	106	209	.507	10. Dalvin White-UTC	Sr	18	47	2.6
11. Bas Leyte-UNCG	Sr	18	54	107	.505	11. Bubba Parham-SAM	Sr	18	45	2.5
12. A.J. Staton-McCray-SAM	So	17	63	125	.504	12. Jaron Rillie-SAM	So	18	44	2.4
13. Mike Bothwell-FUR	Sr	18	96	195	.492	13. Asher Woods-VMI	Fr	18	40	2.2
14. Stephen Clark-CIT	Sr	18	119	246	.484	14. Elijah Morgan-CIT	Jr	18	39	2.2
15. Jermaine Marshall-SAM	Jr	18	84	175	.480	15. Keyshaun Langley-UNCG	Sr	18	38	2.1
						16. Mike Bothwell-FUR	Sr	18	38	2.1

2022-23 Southern Conference  
INDIVIDUAL BASKETBALL STATISTICS  
Final (Conference games only)

FREE THROW PCT					
	Cl	G	FTM	FTA	Pct.
1. Tre Jackson-WCU	Jr	18	49	53	.925
2. Austin Ash-CIT	Sr	17	35	38	.921
3. Jordan King-ETSU	Sr	18	54	60	.900
4. Mike Bothwell-FUR	Sr	18	77	91	.846
5. Dante Treacy-UNCG	Sr	18	37	44	.841
6. Jamal Johnson-UTC	Sr	18	57	69	.826
7. Jackson Paveletzke-WOF	Fr	18	57	70	.814
8. Asher Woods-VMI	Fr	18	39	48	.813
9. Rickey Bradley-VMI	Fr	17	38	47	.809
10. B.J. Mack-WOF	Sr	18	61	76	.803
11. Bubba Parham-SAM	Sr	18	40	50	.800
12. Jalen Slawson-FUR	Sr	18	88	112	.786
13. Jermaine Marshall-SAM	Jr	18	63	83	.759
14. Madison Durr-CIT	Fr	18	36	48	.750
15. Tyzhaun Claude-WCU	Jr	15	63	86	.733

STEALS				
	Cl	G	No.	Avg/G
1. Keyshaun Langley-UNCG	Sr	18	40	2.2
2. Elijah Morgan-CIT	Jr	18	35	1.9
3. Kobe Langley-UNCG	Sr	18	33	1.8
4. Jermaine Marshall-SAM	Jr	18	28	1.6
5. A.J. Staton-McCray-SAM	So	17	26	1.5
6. Russell Jones Jr.-WCU	Jr	18	27	1.5
7. Jalen Slawson-FUR	Sr	18	24	1.3
8. Jamal Johnson-UTC	Sr	18	23	1.3
Jaron Rillie-SAM	So	18	23	1.3
10. Allen Strothers-ETSU	Fr	15	19	1.3
11. Corey Tripp-WOF	So	18	22	1.2
12. Vonterius Woolbright-WCU	Sr	18	21	1.2
Bubba Parham-SAM	Sr	18	21	1.2
14. Rickey Bradley-VMI	Fr	17	19	1.1
15. Asher Woods-VMI	Fr	18	20	1.1
Stephen Clark-CIT	Sr	18	20	1.1
Marcus Foster-FUR	Jr	18	20	1.1
Messiah Jones-WOF	Sr	18	20	1.1

3-POINT FG PCT					
	Cl	G	3FG	FGA	Pct.
1. Keyshaun Langley-UNCG	Sr	18	55	128	.430
2. Jermaine Marshall-SAM	Jr	18	32	76	.421
3. Bubba Parham-SAM	Sr	18	34	81	.420
4. Tre Jackson-WCU	Jr	18	59	141	.418
5. Jamal Johnson-UTC	Sr	18	52	128	.406
6. Austin Ash-CIT	Sr	17	51	126	.405
7. B.J. Mack-WOF	Sr	18	36	89	.404
8. Marcus Foster-FUR	Jr	18	41	102	.402
9. Logan Dye-SAM	Sr	18	28	70	.400
Jamarius Hairston-ETSU	Sr	18	26	65	.400
11. Dalvin White-UTC	Sr	18	35	88	.398
12. A.J. Caldwell-UTC	Sr	18	26	66	.394
13. Jalen Slawson-FUR	Sr	18	20	51	.392
14. David Maynard-CIT	Sr	18	18	46	.391
15. Keondre Kennedy-UNCG	Sr	18	37	96	.385

3-POINT FG MADE				
	Cl	G	3FG	Avg/G
1. Tre Jackson-WCU	Jr	18	59	3.3
2. Keyshaun Langley-UNCG	Sr	18	55	3.1
3. Austin Ash-CIT	Sr	17	51	3.0
4. Jamal Johnson-UTC	Sr	18	52	2.9
5. Jordan King-ETSU	Sr	18	42	2.3
6. Marcus Foster-FUR	Jr	18	41	2.3
7. Keondre Kennedy-UNCG	Sr	18	37	2.1
8. B.J. Mack-WOF	Sr	18	36	2.0
9. Dalvin White-UTC	Sr	18	35	1.9
10. Tony Felder-VMI	Fr	18	34	1.9
Bubba Parham-SAM	Sr	18	34	1.9
12. Jermaine Marshall-SAM	Jr	18	32	1.8
Russell Jones Jr.-WCU	Jr	18	32	1.8
14. Asher Woods-VMI	Fr	18	31	1.7
JP Pegues-FUR	So	18	31	1.7

BLOCKED SHOTS				
	Cl	G	No.	Avg/G
1. Stephen Clark-CIT	Sr	18	35	1.9
2. Jalen Slawson-FUR	Sr	18	29	1.6
3. Jaden Seymour-ETSU	So	18	19	1.1
4. Tyzhaun Claude-WCU	Jr	15	14	0.9
5. Jalen Haynes-ETSU	So	18	16	0.9
6. Jalyn McCreary-MER	So	18	14	0.8
Tyler Harris-WCU	Sr	18	14	0.8
8. Keondre Kennedy-UNCG	Sr	18	12	0.7
Achor Achor-SAM	So	18	12	0.7
10. Mikeal Brown-Jones-UNCG	Jr	17	11	0.6
11. Sam Alexis-UTC	Fr	15	9	0.6
12. Jermaine Marshall-SAM	Jr	18	10	0.6
Mohammed Abdulsalam-UNCG	Sr	18	10	0.6
14. Logan Dye-SAM	Sr	18	9	0.5
15. Tyler Houser-VMI	Fr	18	8	0.4
Bas Leyte-UNCG	Sr	18	8	0.4

ASSIST/TURNOVER RATIO					
	Cl	G	Ast.	T/O Ratio	
1. JP Pegues-FUR	So	18	73	27	2.7
2. Kobe Langley-UNCG	Sr	18	57	22	2.6
3. Dante Treacy-UNCG	Sr	18	70	28	2.5
4. Vonterius Woolbright-WCU	Sr	18	107	53	2.0
5. Jackson Paveletzke-WOF	Fr	18	65	49	1.3
6. Jordan King-ETSU	Sr	18	59	45	1.3
7. Jalen Slawson-FUR	Sr	18	61	51	1.2
8. Stephen Clark-CIT	Sr	18	55	61	0.9

2022-23 Southern Conference  
INDIVIDUAL BASKETBALL STATISTICS  
Final (Conference games only)

OFFENSIVE REBOUNDS			
	Cl	G	No. Avg/G
1. Tyzhaun Claude-WCU	Jr	15	49 3.3
2. Taeshaud Jackson-VMI	Fr	18	48 2.7
Jalen Haynes-ETSU	So	18	48 2.7
4. Jalyn McCreary-MER	So	18	47 2.6
5. Jaden Seymour-ETSU	So	18	46 2.6
6. Messiah Jones-WOF	Sr	18	44 2.4
7. Mohammed Abdulsalam-UNCG	Sr	18	43 2.4
8. Jalen Slawson-FUR	Sr	18	39 2.2
9. Sam Alexis-UTC	Fr	15	30 2.0
10. Jah Quinones-MER	Fr	18	33 1.8
11. Kyler Filewich-WOF	Jr	18	32 1.8
12. Tyler Houser-VMI	Fr	18	31 1.7
Jermaine Marshall-SAM	Jr	18	31 1.7
14. Stephen Clark-CIT	Sr	18	30 1.7
Bas Leyte-UNCG	Sr	18	30 1.7
Sean Conway-VMI	Sr	15	25 1.7

DEFENSIVE REBOUNDS			
	Cl	G	No. Avg/G
1. Vonterius Woolbright-WCU	Sr	18	114 6.3
2. Mohammed Abdulsalam-UNCG	Sr	18	101 5.6
3. Taeshaud Jackson-VMI	Fr	18	100 5.6
4. Tyzhaun Claude-WCU	Jr	15	81 5.4
5. Jalen Slawson-FUR	Sr	18	96 5.3
6. Jermaine Marshall-SAM	Jr	18	93 5.2
Stephen Clark-CIT	Sr	18	93 5.2
8. Jaden Seymour-ETSU	So	18	89 4.9
9. B.J. Mack-WOF	Sr	18	85 4.7
10. Keondre Kennedy-UNCG	Sr	18	80 4.4
11. Jalen Haynes-ETSU	So	18	76 4.2
12. Austin Ash-CIT	Sr	17	70 4.1
13. Marcus Foster-FUR	Jr	18	73 4.1
14. Tyler Houser-VMI	Fr	18	72 4.0
15. Logan Dye-SAM	Sr	18	70 3.9

MINUTES PLAYED			
	Cl	G	No. Avg/G
1. Austin Ash-CIT	Sr	17	630 37.1
2. Asher Woods-VMI	Fr	18	665 36.9
3. Jordan King-ETSU	Sr	18	660 36.7
4. Tre Jackson-WCU	Jr	18	649 36.1
5. Stephen Clark-CIT	Sr	18	640 35.6
6. Russell Jones Jr.-WCU	Jr	18	634 35.2
7. Mike Bothwell-FUR	Sr	18	611 33.9
8. Vonterius Woolbright-WCU	Sr	18	608 33.8
9. JP Pegues-FUR	So	18	600 33.3
10. Jackson Paveletzke-WOF	Fr	18	597 33.2
11. Rickey Bradley-VMI	Fr	17	558 32.8
12. Keondre Kennedy-UNCG	Sr	18	583 32.4
13. B.J. Mack-WOF	Sr	18	580 32.2
14. Elijah Morgan-CIT	Jr	18	573 31.8
15. Keyshaun Langley-UNCG	Sr	18	568 31.6
16. Jalen Slawson-FUR	Sr	18	565 31.4
17. Marcus Foster-FUR	Jr	18	558 31.0
18. Bubba Parham-SAM	Sr	18	557 30.9
19. Jamal Johnson-UTC	Sr	18	552 30.7
20. Corey Tripp-WOF	So	18	541 30.1
21. Jalen Haynes-ETSU	So	18	520 28.9
22. Sean Conway-VMI	Sr	15	433 28.9
23. Shawn Walker Jr.-MER	Sr	18	513 28.5
24. Jaden Seymour-ETSU	So	18	510 28.3
25. Tyzhaun Claude-WCU	Jr	15	412 27.5
26. Tyler Houser-VMI	Fr	18	494 27.4
Tony Felder-VMI	Fr	18	494 27.4
28. Allen Strothers-ETSU	Fr	15	406 27.1
29. Dante Treacy-UNCG	Sr	18	487 27.1
30. Jermaine Marshall-SAM	Jr	18	483 26.8

2022-23 Southern Conference  
Conference Team Highs  
Final (Conference games only)

TEAM HIGHS (highest totals made by)

Points	97		Furman vs The Citadel (01/04/23)
	97		UNCG vs Wofford (02/12/23)
Margin	35	(96-61)	Samford at VMI (02/18/23)
	34	(93-59)	Furman vs Western Carolina (02/11/23)
Field goals made	36		Furman at VMI (02/08/23)
	36		Wofford vs Western Carolina (02/08/23)
Field goal attempts	76		Western Carolina at Wofford (02/08/23)
	70		Furman vs Samford (01/25/23)
	70		Wofford vs Western Carolina (02/08/23)
	70		UNCG vs Wofford (02/12/23)
Field goal percentage	.615	(32-52)	ETSU vs Wofford (02/01/23)
	.608	(31-51)	Chattanooga vs Western Carolina (01/11/23)
3-Pt FG made	21		Samford at VMI (02/18/23)
	17		Furman at VMI (02/08/23)
3-Pt FG attempts	45		Furman at VMI (02/08/23)
	41		Chattanooga at VMI (02/15/23)
	41		Chattanooga vs Samford (02/22/23)
3-Pt percentage	.625	(10-16)	Furman at Mercer (01/11/23)
	.615	(16-26)	VMI at Chattanooga (01/07/23)
Free throws made	33		UNCG at Furman (01/14/23)
	29		Samford at The Citadel (12/31/22)
Free throw attempts	41		UNCG at Furman (01/14/23)
	35		Furman vs Mercer (02/22/23)
Free throw percentage	1.000	(17-17)	The Citadel at VMI (01/21/23)
	1.000	(16-16)	ETSU vs Chattanooga (01/28/23)
	1.000	(11-11)	VMI at Furman (12/29/22)
	1.000	(10-10)	VMI at ETSU (02/10/23)
Rebounds	53		Furman vs Chattanooga (02/01/23)
	53		Furman vs Western Carolina (02/11/23)
Assists	30		Furman at VMI (02/08/23)
	25		Furman vs VMI (12/29/22)
	25		UNCG vs ETSU (02/07/23)
	25		Samford at VMI (02/18/23)
Steals	16		ETSU at The Citadel (01/11/23)
	13		Chattanooga vs The Citadel (02/08/23)
	13		Samford vs The Citadel (02/11/23)
Blocked shots	9		The Citadel vs Western Carolina (01/14/23)
	9		Western Carolina vs Wofford (01/18/23)
Turnovers	22		The Citadel at Samford (02/11/23)
	21		The Citadel at Chattanooga (02/08/23)
Fouls	29		Furman vs UNCG (01/14/23)
	28		Mercer at Furman (02/22/23)

2022-23 Southern Conference  
Conference Individual Highs  
Final (Conference games only)

INDIVIDUAL PLAYER GAME HIGHS

Points	47		Tre Jackson (Western Carolina) at Wofford (02/08/23)
	42		Jordan King (ETSU) at The Citadel (01/11/23)
Field goals made	14		Jordan King (ETSU) at The Citadel (01/11/23)
	14		Tre Jackson (Western Carolina) at Wofford (02/08/23)
Field goal attempts	26		Vonterius Woolbright (Western Carolina) at Wofford (02/08/23)
	24		Tyler Houser (VMI) at Western Carolina (02/25/23)
Field goal percentage	1.000	(8-8)	Jah Quinones (Mercer) vs Western Carolina (02/18/23)
	.909	(10-11)	Jalen Haynes (ETSU) vs Wofford (02/01/23)
3-Pt FG made	8		Jordan King (ETSU) at The Citadel (01/11/23)
	8		Tre Jackson (Western Carolina) at Wofford (02/08/23)
	8		Austin Ash (The Citadel) vs Wofford (02/18/23)
3-Pt FG attempts	16		Austin Ash (The Citadel) vs Wofford (02/18/23)
	16		Tyler Houser (VMI) at Western Carolina (02/25/23)
3-Pt percentage	.857	(6-7)	Marcus Foster (Furman) at Mercer (01/11/23)
	.857	(6-7)	Carson McCorkle (Wofford) vs VMI (01/14/23)
Free throws made	13		Mike Bothwell (Furman) at Wofford (01/22/23)
	13		Jalen Slawson (Furman) vs Samford (01/25/23)
Free throw attempts	16		Jalen Slawson (Furman) vs Mercer (02/22/23)
	15		Jalen Slawson (Furman) vs Samford (01/25/23)
Free throw percentage	1.000	(11-11)	Tre Jackson (Western Carolina) at Wofford (02/08/23)
	1.000	(10-10)	Jordan King (ETSU) at Western Carolina (02/15/23)
	1.000	(9-9)	Jaron Rillie (Samford) at The Citadel (12/31/22)
	1.000	(8-8)	B.J. Mack (Wofford) vs ETSU (12/29/22)
	1.000	(8-8)	Austin Ash (The Citadel) at VMI (01/21/23)
	1.000	(8-8)	Jalen Haynes (ETSU) vs Chattanooga (01/28/23)
	1.000	(8-8)	B.J. Mack (Wofford) vs Western Carolina (02/08/23)
	1.000	(8-8)	Jermaine Marshall (Samford) at Chattanooga (02/22/23)
	1.000	(8-8)	Tyzhaun Claude (Western Carolina) vs VMI (02/25/23)
Rebounds	17		Tyzhaun Claude (Western Carolina) at The Citadel (01/14/23)
	16		Taeshaud Jackson (VMI) at The Citadel (02/02/23)
	16		Mohammed Abdulsalam (UNCG) at Mercer (02/02/23)
Assists	11		Vonterius Woolbright (Western Carolina) at VMI (01/28/23)
	11		Vonterius Woolbright (Western Carolina) vs VMI (02/25/23)
Steals	7		Jordan King (ETSU) at The Citadel (01/11/23)
	6		Jaron Rillie (Samford) vs Wofford (01/11/23)
Blocked shots	5		Jake Stephens (Chattanooga) at The Citadel (12/29/22)
	5		Stephen Clark (The Citadel) vs ETSU (01/11/23)
	5		Stephen Clark (The Citadel) vs Western Carolina (01/14/23)
Turnovers	8		Asher Woods (VMI) at Mercer (02/04/23)
	7		Asher Woods (VMI) at Chattanooga (01/07/23)
	7		Austin Ash (The Citadel) vs ETSU (01/11/23)
	7		Vonterius Woolbright (Western Carolina) vs ETSU (02/15/23)
	7		Stephen Clark (The Citadel) vs Wofford (02/18/23)