



# 2019 2020 BASEBALL MEDIA GUIDE





# 2018 SOCON SUPERLATIVES



**Player of the Year**  
Andrew Moritz, UNCG



**Pitcher of the Year**  
Matt Frisbee, UNCG



**Freshman of the Year**  
RJ Yeager, Mercer



**Coach of the Year**  
Link Jarrett, UNCG

# 2019 SOCON BASEBALL



## 2019 Southern Conference Baseball Media Guide

### On the inside

<b>2019 composite schedule</b> .....	2-4
<b>2019 Southern Conference Championship</b> .....	5
<b>Southern Conference</b>	
History .....	6-10
SoCon Principles .....	11
Hall of Fame .....	12-13
Commissioner John Iamarino .....	14
Staff .....	15
Media Relations .....	16
<b>Teams</b>	
The Citadel .....	18-19
ETSU .....	20-21
Furman .....	22-23
Mercer .....	24-25
UNCG .....	26-27
Samford .....	28-29
VMI .....	30-31
Western Carolina .....	32-33
Wofford .....	34-35
<b>2018 year-in-review</b>	
Year-in-review .....	36-37
Team stats .....	38-40
Individual stats .....	41-43
<b>All-time records and honors</b>	
Yearly standings .....	44-48
SoCon Championship results .....	49-51
SoCon in the NCAA tournament .....	52-54
Players/Pitchers of the Week .....	55-57
Players/Pitchers of the Month .....	58
All-conference teams .....	59-65
SoCon all-tournament teams .....	66-67
Annual coaches awards .....	68
Annual media awards .....	69
Regional and national awards .....	70-73
Individual records .....	74-80
Team records .....	81-84
SoCon Championship records .....	85-86
Annual statistical leaders – individual .....	87-91
SoCon Triple Crown winners .....	87
Annual statistical leaders – team .....	91-95
SoCon in the MLB First-Year Player Draft .....	95-97
Coaching records .....	100

### The Southern Conference

702 N. Pine Street  
Spartanburg, SC 29303

Phone: ..... 864-591-5100  
 Fax: ..... 864-591-3448  
 Website: ..... SoConSports.com

### Conference staff

**John Iamarino** ..... Commissioner  
**Geoff Cabe** ..... Senior Associate Commissioner  
**Sue Arakas** ..... Associate Commissioner  
**Doug King** ..... Associate Commissioner for Compliance  
**Jason Yaman** ..... Associate Commissioner for Media Relations  
**Phil Perry** ..... Assistant Commissioner for Media Relations  
**Paul Lollis** ..... Assistant Commissioner for Video Productions  
**Stanley Broaden** ..... Director of Championships  
**Haley Shotwell** ..... Director of Creative Services  
**Hannah Bradley** ..... Assistant Director of Media Relations  
**Neeli Akridge** ..... Executive Assistant to the Commissioner  
**Carl Mattox** ..... Assistant Director of Championships  
**Emily Fulton** ..... External Operations Assistant  
**Hannah Simmons** ..... Media Relations Assistant  
**Tony Thompson** ..... Coordinator of Officials

### Southern Conference Officers

President: Dr. Jameica Hill, Wofford College  
 Vice President: Dr. Jeffrey Hugdahl, Mercer University



### Credits

**Editor:** Hannah Simmons  
**Design:** Hannah Simmons  
**Cover:** Haley Shotwell  
**Editorial assistance:** Phil Perry and the SoCon baseball SIDs.





# COMPOSITE SCHEDULE

#SoConBB

## Feb. 15 (Friday)

Saint Joseph's vs. VMI (Wilmington, N.C.)	11 a.m.
Iona at ETSU	1 p.m.
Oakland at Western Carolina	2 p.m.
Morehead State at Furman	4 p.m.
Quinnipiac at UNCG	4 p.m.
Delaware State at The Citadel	4 p.m.
Ohio University at Wofford	5 p.m.
VMI at UNCW (Wilmington, N.C.)	6 p.m.
Evansville at Mercer	6 p.m.
Samford at South Florida	7 p.m.

## Feb. 16 (Saturday)

Oakland at Western Carolina	12 p.m.
Morehead State at Furman	1 p.m.
Ohio University at Wofford	1 p.m.
Iona at ETSU	2 p.m.
Evansville at Mercer	2 p.m.
Delaware State at The Citadel	2:30 p.m.
Quinnipiac at UNCG	2 p.m.
Oakland at Western Carolina	3 p.m.
Ohio University at Wofford	4 p.m.
Morehead State at Furman	5 p.m.
Samford at South Florida	6:30 p.m.

## Feb. 17 (Sunday)

VMI vs. Saint Joseph's (Wilmington, N.C.)	10 a.m.
Evansville at Mercer	12 p.m.
Iona at ETSU	1 p.m.
Quinnipiac at UNCG	1 p.m.
Delaware State at The Citadel	1 p.m.
Samford at South Florida	1 p.m.
VMI at UNCW (Wilmington, N.C.)	2 p.m.

## Feb. 19 (Tuesday)

ETSU at Virginia Tech	2 p.m.
VMI at Virginia	3 p.m.
UNCG at High Point	4 p.m.
North Alabama at Samford	4 p.m.

## Feb. 20 (Wednesday)

Mercer at Florida A&M	4 p.m.
-----------------------	--------

## Feb. 21 (Thursday)

VCU at Wofford	5 p.m.
----------------	--------

## Feb. 22 (Friday)

Wagner at ETSU	4 p.m.
St. John's at Western Carolina	4 p.m.
VMI at Clemson	4 p.m.
Xavier at Samford	5 p.m.
Bucknell at Wofford	5 p.m.
Michigan at The Citadel	5 p.m.
Alabama A&M at Mercer	6 p.m.

## Feb. 23 (Saturday)

St. John's at Western Carolina	1 p.m.
Wagner at ETSU	2 p.m.
Alabama A&M at Mercer	2 p.m.
UNCG at Virginia Tech	2 p.m.
VMI at Clemson	3 p.m.
Xavier at Samford	3 p.m.
Michigan at The Citadel	4 p.m.

## Feb. 24 (Sunday)

UNCG at Virginia Tech	12 p.m.
Wagner at ETSU	1 p.m.
Alabama A&M at Mercer	1 p.m.
Gardner-Webb at Furman	1 p.m.
St. John's at Western Carolina	1 p.m.
Radford at Wofford	1 p.m.
VMI at Clemson	1 p.m.
Michigan at The Citadel	1 p.m.
Xavier at Samford	2 p.m.
Gardner-Webb at Furman	4 p.m.

## Feb. 25 (Monday)

UNCG at Virginia Tech	1 p.m.
Gardner-Webb at Furman	6 p.m.

## Feb. 26 (Tuesday)

VMI at James Madison	3 p.m.
ETSU at Clemson	4 p.m.
Indiana State at Western Carolina	4 p.m.
UNCG at Wake Forest	4 p.m.
UNC Asheville at Wofford	5 p.m.
Florida A&M at Mercer	6 p.m.
Samford at Alabama State	7 p.m.

## Feb. 27 (Wednesday)

VMI at Old Dominion	3 p.m.
Kent State at The Citadel	3 p.m.
Florida A&M at Mercer	4 p.m.
Indiana State at Western Carolina	4 p.m.
UNC Asheville at Furman	5 p.m.
Wofford at Charleston Southern	6 p.m.

## March 1 (Friday)

Western Carolina at Wright State (Keith LeClair Classic, Greenville, N.C.)	12 p.m.
Northern Kentucky at VMI	3 p.m.
LIU Brooklyn at ETSU	4 p.m.
Penn at UNCG	4 p.m.
Samford at Georgia State	4 p.m.
Harvard at Wofford	5 p.m.
Mercer at Florida State	6 p.m.
Furman at Wake Forest	6 p.m.
North Alabama at The Citadel	6:30 p.m.

## March 2 (Saturday)

Western Carolina vs. Utah (Keith LeClair Classic, Greenville, N.C.)	12 p.m.
Mercer at Florida State	1 p.m.
LIU Brooklyn at ETSU	2 p.m.
Furman vs. Wake Forest (BB&T Stadium, Charlotte, N.C.)	2 p.m.
Penn at UNCG	2 p.m.
Harvard at Wofford	2 p.m.
North Kentucky at VMI	2 p.m.
North Alabama at The Citadel	2 p.m.
Samford at Georgia State	2 p.m.
Harvard at Wofford	5 p.m.

## March 3 (Sunday)

LIU Brooklyn at ETSU	1 p.m.
Mercer at Florida State	1 p.m.
Wake Forest at Furman	1 p.m.
Penn at UNCG	1 p.m.
Harvard at Wofford	1 p.m.
Northern Kentucky at VMI	1 p.m.
North Alabama at The Citadel	1 p.m.
Samford at Georgia State	1 p.m.
Western Carolina at ECU	3:30 p.m.
(Keith LeClair Classic, Greenville, N.C.)	

## March 5 (Tuesday)

UNCG at Winthrop	4 p.m.
Samford at Jacksonville State	4 p.m.
Georgia State at Mercer	6 p.m.
Clemson at Furman	6 p.m.
The Citadel at South Carolina	7 p.m.

## March 6 (Wednesday)

VCU at VMI	3 p.m.
Western Carolina at UNC Asheville	4 p.m.
USC Upstate at Wofford	5 p.m.
Alabama State at Samford	5 p.m.
ETSU at Vanderbilt	5:30 p.m.
Mercer at Georgia Southern	6 p.m.
Winthrop at The Citadel	6:30 p.m.

## March 8 (Friday)

Western Carolina vs. Michigan State* (First Pitch Invitational, Greenville, S.C.)	2 p.m.
Binghamton at VMI	3 p.m.
ETSU at Georgia State	4 p.m.
Princeton at UNCG	4 p.m.
Gardner-Webb at Wofford	5 p.m.
Kennesaw State at Samford	5 p.m.
Indiana State at Mercer	6 p.m.
Ohio State at Furman	6 p.m.
Charleston Southern at The Citadel	6:30 p.m.

## March 9 (Saturday)

Western Carolina vs. Appalachian State (First Pitch Invitational, Greenville, S.C.)	10 a.m.
Princeton at UNCG	1 p.m.
ETSU at Georgia State	2 p.m.
Furman vs. Michigan State (Flour Field, Greenville, S.C.)	2 p.m.
Binghamton at VMI	2 p.m.
Wofford at Gardner-Webb	3 p.m.
Kennesaw State at Samford	3 p.m.
Princeton at UNCG	4 p.m.
Indiana State at Mercer	5 p.m.
The Citadel at Charleston Southern	6 p.m.

## March 10 (Sunday)

Appalachian State at Furman	9 a.m.
ETSU at Georgia State	1 p.m.
Indiana State at Mercer	1 p.m.
Princeton at UNCG	1 p.m.
Binghamton at VMI	1 p.m.
Charleston Southern at The Citadel	1 p.m.
Kennesaw State at Samford	2 p.m.
Gardner-Webb at Wofford	3 p.m.
Western Carolina vs. Ohio State (First Pitch Invitational, Greenville, S.C.)	5 p.m.

## March 12 (Tuesday)

Elon at UNCG	4 p.m.
Ohio State at Wofford	5 p.m.
Savannah State at Mercer	6 p.m.
South Carolina at The Citadel	7 p.m.
Samford at Vanderbilt	7:30 p.m.

## March 13 (Wednesday)

ETSU at Gardner-Webb	5 p.m.
Bryant University at Wofford	5 p.m.
Notre Dame at Western Carolina	4 p.m.
Furman at USC Upstate	6 p.m.



# COMPOSITE SCHEDULE



## March 15 (Friday)

The Citadel at Indiana State	2 p.m.
Furman at College of Charleston	4 p.m.
Elon at Western Carolina	4 p.m.
Jacksonville at UNCG	4 p.m.
Lafayette at Wofford	5 p.m.
Maine at Samford	5 p.m.
Binghamton at Mercer	6 p.m.
Lehigh at VMI	6 p.m.

## March 16 (Saturday)

NJIT at ETSU	1 p.m.
Elon at Western Carolina	2 p.m.
Binghamton at Mercer	2 p.m.
Furman at College of Charleston	2 p.m.
Lafayette at Wofford	2 p.m.
Jacksonville at UNCG	2 p.m.
Lehigh at VMI	2 p.m.
The Citadel at Indiana State	2 p.m.
Maine at Samford	2 p.m.
NJIT at ETSU	3:30 p.m.

## March 17 (Sunday)

NJIT at ETSU	1 p.m.
Binghamton at VMI	1 p.m.
Furman at College of Charleston	1 p.m.
Elon at Western Carolina	1 p.m.
Jacksonville at UNCG	1 p.m.
Lafayette at Wofford	1 p.m.
Lehigh at VMI	1 p.m.
The Citadel at Indiana State	1 p.m.

## March 19 (Tuesday)

Tennessee at ETSU	6 p.m.
Georgia Tech at Mercer	6 p.m.
UNCG vs. North Carolina A&M (First National Bank Field, Greensboro, N.C.)	6 p.m.
University of Maryland Eastern Shore at Wofford	6 p.m.
Radford at VMI	6 p.m.
Georgia Southern at The Citadel	6:30 p.m.

## March 20 (Wednesday)

Gardner-Webb at Western Carolina	5 p.m.
University of Maryland Eastern Shore at Wofford	5 p.m.
The Citadel at Winthrop	6 p.m.
Mississippi State at Samford	7 p.m.

## March 22 (Friday)

Wofford at Florida A&M	5 p.m.
Western Carolina at ETSU*	6 p.m.
UNCG at Mercer*	6 p.m.
Furman at Samford*	6 p.m.
VMI at The Citadel*	6 p.m.

## March 23 (Saturday)

Western Carolina at ETSU*	2 p.m.
UNCG at Mercer*	2 p.m.
Furman at Samford*	2 p.m.
Wofford at Florida A&M	2 p.m.
VMI at The Citadel*	2 p.m.

## March 24 (Sunday)

Wofford at Florida A&M	12:30 p.m.
Western Carolina at ETSU*	1 p.m.
UNCG at Mercer*	1 p.m.
Furman at Samford*	1 p.m.
VMI at The Citadel*	1 p.m.

## March 26 (Tuesday)

ETSU at Tennessee	6 p.m.
Georgia Southern at Mercer	6 p.m.
Furman at Winthrop	6 p.m.
Wake Forest at UNCG	6 p.m.
The Citadel at College of Charleston	6 p.m.
VMI at VCU	6:30 p.m.
Samford at UAB	7:30 p.m.

## March 27 (Wednesday)

Wofford at Prebyterian	3 p.m.
UNC Asheville at ETSU	6 p.m.
Furman at Gardner-Webb	6 p.m.
James Madison at VMI	6 p.m.

## March 29 (Friday)

Georgetown at ETSU	6 p.m.
Mercer at Wofford*	6 p.m.
The Citadel at Furman*	6 p.m.
Western Carolina at UNCG*	6 p.m.
Samford at VMI*	6 p.m.

## March 30 (Saturday)

Georgetown at ETSU	2 p.m.
Samford at VMI*	2 p.m.
Western Carolina at UNCG*	3 p.m.
Mercer at Wofford*	4 p.m.
The Citadel at Furman*	4 p.m.

## March 31 (Sunday)

Samford at VMI*	12 p.m.
Georgetown at ETSU	1 p.m.
Mercer at Wofford*	1 p.m.
The Citadel at Furman*	1 p.m.
Western Carolina at UNCG*	3 p.m.

## April 2 (Tuesday)

Wofford at Wright State	3 p.m.
Radford at ETSU	6 p.m.
Winthrop at Furman	6 p.m.
High Point at UNCG	6 p.m.
Virginia Tech at VMI	6 p.m.
UAB at Samford	7 p.m.

## April 3 (Wednesday)

Western Carolina at Marshall	3 p.m.
Furman at Georgia State	5 p.m.
The Citadel at Charleston Southern	6 p.m.
North Alabama at Samford	7:30 p.m.

## April 5 (Friday)

ETSU at VMI*	6 p.m.
Furman at UNCG*	6 p.m.
Wofford at Western Carolina*	6 p.m.
Mercer at The Citadel*	6:30 p.m.
UT Martin at Samford	7 p.m.

## April 6 (Saturday)

ETSU at VMI*	2 p.m.
Wofford at Western Carolina*	2 p.m.
Mercer at The Citadel*	2 p.m.
Furman at UNCG*	3 p.m.
UT Martin at Samford	3 p.m.

## April 7 (Sunday)

ETSU at VMI*	1 p.m.
Furman at UNCG*	1 p.m.
Wofford at Western Carolina*	1 p.m.
Mercer at The Citadel*	2 p.m.
UT Martin at Samford	2 p.m.

## April 9 (Tuesday)

Appalachian State at Wofford	5 p.m.
UNCG at North Carolina	6 p.m.
VMI at Radford	6 p.m.
College of Charleston at The Citadel	6:30 p.m.
Alabama at Samford	7 p.m.

## April 10 (Wednesday)

Virginia Tech at ETSU	6 p.m.
Mercer at Georgia State	6 p.m.
Western Carolina at Gardner-Webb	6 p.m.
Presbyterian at Wofford	6 p.m.
Furman at Clemson	6:30 p.m.

## April 12 (Friday)

ETSU at Furman*	6 p.m.
Western Carolina at Mercer*	6 p.m.
George Mason at UNCG	6 p.m.
VMI at Wofford*	6 p.m.
The Citadel at Samford*	7 p.m.

## April 13 (Saturday)

Western Carolina at Mercer*	2 p.m.
George Mason at UNCG	3 p.m.
VMI at Wofford*	3 p.m.
The Citadel at Samford*	3 p.m.
ETSU at Furman*	4 p.m.

## April 14 (Sunday)

ETSU at Furman*	1 p.m.
Western Carolina at Mercer*	1 p.m.
George Mason at UNCG	1 p.m.
VMI at Wofford*	1 p.m.
The Citadel at Samford*	1 p.m.

## April 16 (Tuesday)

Appalachian State at ETSU	6 p.m.
Kennesaw State at Mercer	6 p.m.
Furman at UNC Asheville	6 p.m.
Campbell at UNCG	6 p.m.
Wofford at Winthrop	6 p.m.
Richmond at VMI	6 p.m.
Samford at Troy	7 p.m.

## April 18 (Thursday)

Mercer at VMI*	6 p.m.
Wofford at ETSU*	6 p.m.
Furman at Western Carolina*	6 p.m.
UNCG at Samford*	7 p.m.
The Citadel at South Florida	7 p.m.

## April 19 (Friday)

Mercer at VMI*	4 p.m.
UNCG at Samford*	5 p.m.
Wofford at ETSU*	6 p.m.
Furman at Western Carolina*	6 p.m.
The Citadel at South Florida	6:30 p.m.

## April 20 (Saturday)

Mercer at VMI*	1 p.m.
The Citadel at South Florida	1 p.m.
Wofford at ETSU*	2 p.m.
UNCG at Samford*	2 p.m.
Furman at Western Carolina*	6 p.m.

## April 23 (Tuesday)

Mercer at Florida A&M	5 p.m.
USC Upstate at Furman	6 p.m.
UNCG at Elon	6 p.m.
Wofford at UNC Asheville	6 p.m.
VMI at Virginia Tech	6 p.m.
Citadel at Georgia Southern	6 p.m.
Alabama A&M at Samford	7 p.m.



# COMPOSITE SCHEDULE

#SoConBB

### April 24 (Wednesday)

Georgia State at Furman	6 p.m.
UNC Asheville at Western Carolina	6 p.m.
Troy at Samford	7 p.m.

### April 26 (Friday)

VMI at Western Carolina*	5 p.m.
ETSU at Mercer*	6 p.m.
Kansas at Furman	6 p.m.
The Citadel at UNCG*	6 p.m.
Samford at Wofford*	6 p.m.

### April 27 (Saturday)

ETSU at Mercer*	2 p.m.
VMI at Western Carolina*	2 p.m.
The Citadel at UNCG	3 p.m.
Samford at Wofford	3 p.m.
Kansas at Furman	4 p.m.

### April 28 (Sunday)

Kansas at Furman	12 p.m.
ETSU at Mercer*	1 p.m.
VMI at Western Carolina*	1 p.m.
The Citadel at UNCG	1 p.m.
Samford at Wofford*	1 p.m.

### April 30 (Tuesday)

Western Carolina at Appalachian State	5 p.m.
VMI at Longwood	5 p.m.
ETSU at UNC Asheville	6 p.m.
UNCG at Charlotte	6 p.m.
The Citadel vs. Georgia (North Augusta, S.C.)	6:35 p.m.
Jacksonville State at Samford	7 p.m.

### May 3 (Friday)

UNCG at ETSU*	6 p.m.
Samford at Mercer*	6 p.m.
VMI at Furman*	6 p.m.
Wofford at The Citadel*	6:30 p.m.
Western Carolina at Georgia Tech	7 p.m.

### May 4 (Saturday)

UNCG at ETSU*	2 p.m.
Samford at Mercer*	2 p.m.
VMI at Furman*	4 p.m.
Western Carolina at Georgia Tech	4 p.m.
Wofford at The Citadel*	6 p.m.

### May 5 (Sunday)

UNCG at ETSU*	1 p.m.
Samford at Mercer*	1 p.m.
VMI at Furman*	1 p.m.
Western Carolina at Georgia Tech	1 p.m.
Wofford at The Citadel*	1 p.m.

### May 8 (Wednesday)

Mercer at Kennesaw State	6 p.m.
Wofford at USC Upstate	6 p.m.
The Citadel at Clemson	6 p.m.
Furman at South Carolina	7 p.m.

### May 10 (Friday)

ETSU at The Citadel*	4 p.m.
Furman at Wofford*	5 p.m.
UNCG at VMI*	6 p.m.
Mercer at Belmont	6 p.m.
Western Carolina at Samford	7 p.m.

### May 11 (Saturday)

Furman at Wofford*	1 p.m.
ETSU at The Citadel*	2 p.m.
UNCG at VMI*	2 p.m.
Western Carolina at Samford	3 p.m.
Mercer at Belmont	3 p.m.

### May 12 (Sunday)

ETSU at The Citadel	1 p.m.
Furman at Wofford*	1 p.m.
UNCG at VMI*	1 p.m.
Western Carolina at Samford*	2 p.m.
Mercer at Belmont	2 p.m.

### May 14 (Tuesday)

The Citadel at College of Charleston	2 p.m.
Gardner-Webb at ETSU	6 p.m.
Mercer at Georgia Tech	6 p.m.
Western Carolina vs. Eastern Kentucky (Prasco Park, Mason, Ohio)	6:30 p.m.
Winthrop at UNCG	6 p.m.
Old Dominion at VMI	6 p.m.
Samford at Alabama	7 p.m.

### May 16 (Thursday)

The Citadel at Western Carolina*	5 p.m.
Samford at ETSU*	6 p.m.
Mercer at Furman*	6 p.m.
Wofford at UNCG*	6 p.m.
Eastern Illinois at VMI	6 p.m.

### May 17 (Friday)

Mercer at Furman*	1 p.m.
Eastern Illinois at VMI	4 p.m.
The Citadel at Western Carolina*	5 p.m.
Samford at ETSU*	6 p.m.
Wofford at UNCG*	6 p.m.

### May 18 (Saturday)

Mercer at Furman*	1 p.m.
Eastern Illinois at VMI	1 p.m.
Samford at ETSU*	2 p.m.
The Citadel at Western Carolina*	2 p.m.
Wofford at UNCG*	2 p.m.

### May 21 (Tuesday)

SoCon Championship presented by Holston Gases	SDN
(Fluor Field; Greenville, S.C.)	
Game 1: #8 seed vs. #9 seed	10 a.m.

### May 22 (Wednesday)

SoCon Championship presented by Holston Gases	SDN
(Fluor Field; Greenville, S.C.)	
Game 2: #4 seed vs. #5 seed	9 a.m.
Game 3: #1 seed vs. Winner Game 1	12:30 p.m.
Game 4: #2 seed vs. #7 seed	4 p.m.
Game 5: #3 seed vs. #6 seed	7:30 p.m.

### May 23 (Thursday)

SoCon Championship presented by Holston Gases	SDN
(Fluor Field; Greenville, S.C.)	
Game 6: Loser Game 2 vs. Loser Game 3	9 a.m.
Game 7: Loser Game 4 vs. Loser Game 5	12:30 p.m.
Game 8: Winner Game 2 vs. Winner Game 3	4 p.m.
Game 9: Winner Game 4 vs. Winner Game 5	7:30 p.m.

### May 24 (Friday)

SoCon Championship presented by Holston Gases	SDN
(Fluor Field; Greenville, S.C.)	
Game 10: Winner Game 7 vs. Loser Game 8	3:30 p.m.
Game 11: Winner Game 6 vs. Loser Game 9	7 p.m.

### May 25 (Saturday)

SoCon Championship presented by Holston Gases	SDN
(Fluor Field; Greenville, S.C.)	
Game 12: Winner Game 8 vs. Winner Game 9	12 p.m.
Game 13: Winner Game 10 vs. Winner Game 11	3:30 p.m.
Game 14: Winner Game 13 vs. Loser Game 12	7 p.m.


### May 26 (Sunday)

SoCon Championship presented by Holston Gases	ESPN3
(Fluor Field; Greenville, S.C.)	
Game 15: Winner Game 12 vs. Winner Game 14	12 p.m.
Game 16: Winner Game 15 vs. Loser Game 15^	40 minutes after Game 15

^ if necessary

\*Southern Conference game

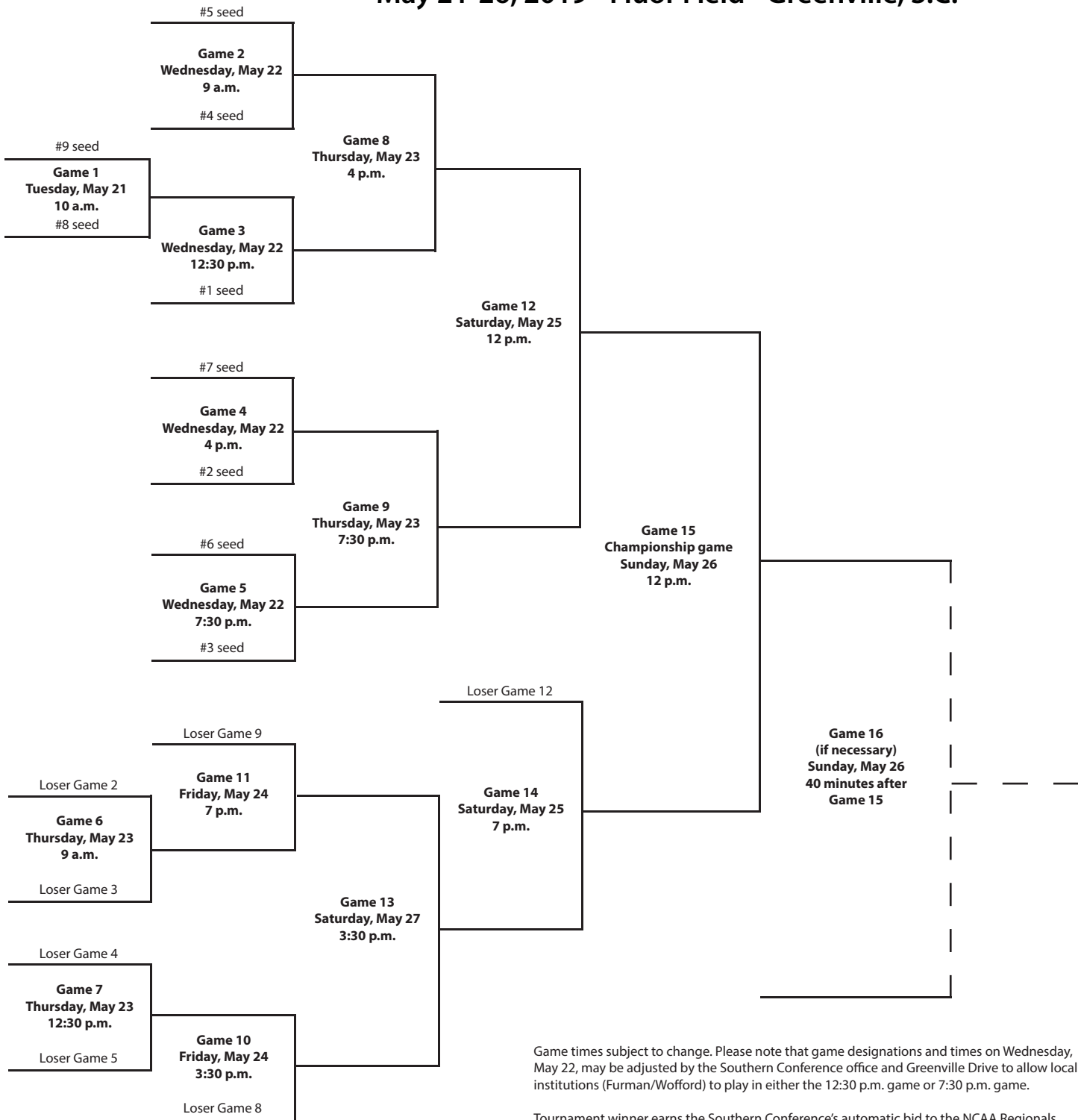




# Southern Conference Baseball Championship

presented by Holston Gases

May 21-26, 2019 • Fluor Field • Greenville, S.C.



Game times subject to change. Please note that game designations and times on Wednesday, May 22, may be adjusted by the Southern Conference office and Greenville Drive to allow local institutions (Furman/Wofford) to play in either the 12:30 p.m. game or 7:30 p.m. game.

Tournament winner earns the Southern Conference's automatic bid to the NCAA Regionals.

SoConSports.com

## The Southern Conference

The Southern Conference, which is in its 98th season of intercollegiate competition in 2018-19, is a national leader in emphasizing the development of the student-athlete and in helping to build lifelong leaders and role models.

The Southern Conference has been on the forefront of innovation and originality in developing creative solutions to address issues facing intercollegiate athletics. From establishing the first postseason college basketball tournament (1921), to tackling the issue of freshman eligibility (1922), to developing women's championships (1984), to becoming the first conference to install the 3-point goal in basketball (1980), the Southern Conference has been a pioneer.

The Southern Conference is the nation's fifth-oldest NCAA Division I collegiate athletic association. Only the Big Ten (1896), the Missouri Valley (1907), the Pac-12 (1915) and the Southwestern Athletic (1920) conferences are older in terms of origination.

Academic excellence has been a major part of the Southern Conference's tradition. Hundreds of Southern Conference student-athletes have been recognized on CoSIDA Academic All-America and all-district teams. A total of 20 Rhodes Scholarship winners have been selected from conference institutions, most recently in 2012-13, when former Wofford volleyball player Rachel Woodlee earned the prestigious award.

The conference currently consists of 10 members in six states throughout the Southeast and sponsors 22 varsity sports and championships that produce participants for NCAA Division I Championships. The league added rifle, becoming just the second Division I conference to sponsor the sport, in 2016-17, and added women's lacrosse for the 2017-18 campaign.

The Southern Conference offices are located in the historic Beaumont Mill in Spartanburg, South Carolina. A textile mill that was in operation from 1880 until 1999, Beaumont Mill was renovated in 2004 and today offers the league first-class meeting areas and offices as well as a spacious library for storage of the conference's historical documents.

## Membership history

On Feb. 25, 1921, representatives from 14 of the Southern Intercollegiate Athletic Association's (SIAA) 30 members met at Atlanta's Piedmont Hotel to establish the Southern Intercollegiate Conference. On hand at the inaugural meeting were officials from Alabama, Alabama Polytechnic Institute (Auburn), Clemson, Georgia, Georgia School of Technology (Georgia Tech), Kentucky, Maryland, Mississippi A&M (Mississippi State), North Carolina, North Carolina State, Tennessee, Virginia, Virginia Polytechnic Institute (Virginia Tech) and Washington & Lee.

Dr. S.V. Sanford of Georgia was chosen as acting chairman and N.W. Dougherty of Tennessee was named secretary. The decision to form a new athletic conference was motivated by the desire to have a workable number of conference games for each league member. With 30 schools in the SIAA by the early 1920s, it was impossible to play every school at least once during the regular season and many schools went several years between playing some conference members. In addition, in 1920, the SIAA voted down proposed rules that an athlete must be in a college a year before playing on its teams and refused to abolish a rule permitting athletes to play summer baseball for money.

Play began in the fall of 1921, and a year later, six more schools joined the fledgling league, including Tulane (which had attended the inaugural meeting but had elected not to join), Florida, Louisiana (LSU), Mississippi, South Carolina and Vanderbilt. VMI joined in 1923 and Duke was added in 1929.

By the 1930s, membership in the Southern Conference had reached 23 schools. C.P. "Sally" Miles of Virginia Tech, president of the Southern Conference, called the annual league meeting to order on Dec. 9, 1932, at the Farragut Hotel in Knoxville, Tennessee. There, it announced that 13 institutions west and south of the Appalachian Mountains were reorganizing as the Southeastern Conference. Members of the new league included Alabama, Alabama Polytechnic Institute, Florida, Georgia, Georgia School of Technology, Kentucky, Louisiana, Mississippi, Mississippi A&M, University of the South, Tennessee, Tulane and Vanderbilt.

According to the minutes of the meeting, Georgia's Dr. Sanford stated that the division was made along geographical lines. Florida's Dr. J.J. Tigert, acting as spokesman for the withdrawing group, regretted the move but believed it was necessary as the Southern Conference had grown too large. The resignations were accepted and the withdrawing schools formed the new league, which began play in 1933.

The Southern Conference continued with membership of 10 institutions, including Clemson, Duke, Maryland, North Carolina, North Carolina State, South Carolina, Virginia, VMI, Virginia Tech and Washington & Lee.

The second major shift occurred some 20 years later. By 1952, the Southern Conference included 17 colleges and universities. Another split occurred when seven schools – Clemson, Duke, Maryland, North Carolina, North Carolina State, South Carolina and Wake Forest – departed to form the Atlantic Coast Conference, which began play in 1953. The revamped Southern Conference included members The Citadel, Davidson, Furman, George Washington, Richmond, VMI, Virginia Tech, Washington & Lee, West Virginia and William & Mary.

A third major shift occurred in 2012-13, when five members announced their departures and three schools were added. College of Charleston announced its decision to leave for the Colonial Athletic Association following the 2012-13 season, while Appalachian State (Sun Belt), Davidson (Atlantic 10), Elon (Colonial) and Georgia Southern (Sun Belt) announced they would depart following the 2013-14 campaign. At the Southern Conference's 2013 spring meetings in Hilton Head Island, South Carolina, the league officially extended invitations to former members ETSU and VMI, as well as Mercer, to join the league for the 2014-15 academic year.

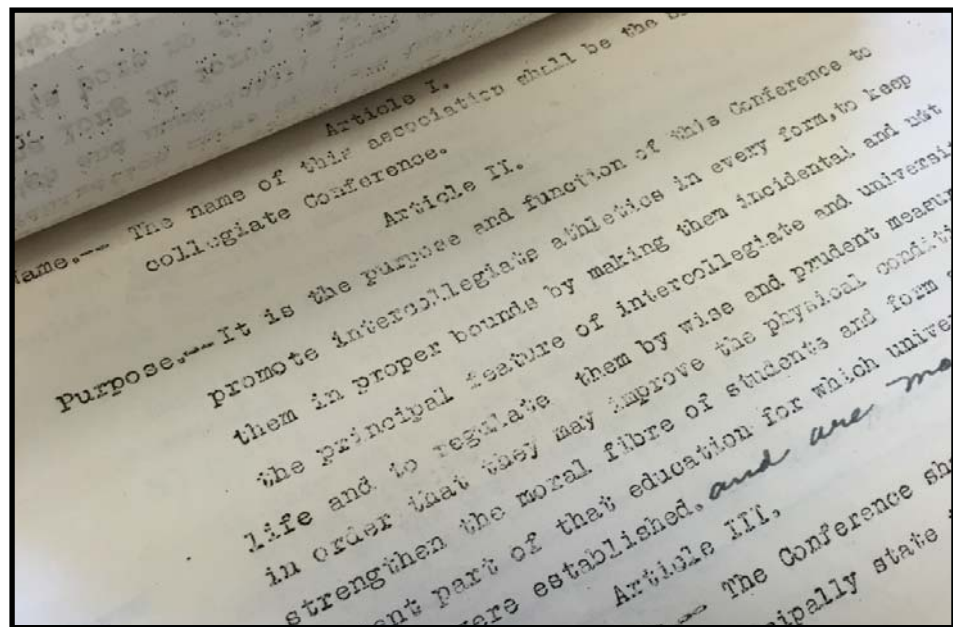
Today, the league continues to thrive with a membership that includes 10 institutions and a footprint that spans six states: Alabama, Georgia, North Carolina, South Carolina, Tennessee and Virginia. Current league members are The Citadel, ETSU, Furman, Mercer, UNCG, Samford, Chattanooga, VMI, Western Carolina and Wofford.

## Leadership

John Iamarino was officially named commissioner of the conference on Jan. 2, 2006. Iamarino has promoted the Southern Conference through an ambitious agenda that has improved championships, upgraded compliance-related matters, launched the conference's Hall of Fame, created the SoCon Academic Exchange and increased the marketing and brand awareness of the conference and its member institutions. He has also guided the league through its recent membership changes, ensuring the Southern Conference's future viability and stability with the additions of ETSU, Mercer and VMI.

The eighth commissioner in Southern Conference history, Iamarino spearheaded the effort to create the SoCon Digital Network, which launched in the fall of 2014, and the league-wide plan to have all 10 member institutions capable of producing broadcast-quality content by 2017.

Iamarino has also orchestrated the addition of three sports in the last five years, starting with men's lacrosse in 2014-15. Rifle was added in 2016-17, and women's lacrosse became the SoCon's 22nd varsity



The original Southern Conference constitution, drawn up in 1921, is housed in the archives at the league office in Spartanburg, South Carolina.



# SOUTHERN CONFERENCE HISTORY



The 2014 addition of VMI in Lexington, Va., extended the Southern Conference's reach to six states across the Southeast.

sport in 2017-18. The addition of those three sports has attracted a combined 11 associate members.

The Southern Conference named its first commissioner in December 1950. Duke's Wallace Wade made the transition from Blue Devil football coach to athletics administration as the first person at the helm of the conference.

Lloyd Jordan replaced Wade as the commissioner in 1960 and served a 14-year term until Ken Germann became the league head in 1974. Germann was the commissioner for 13 years and orchestrated the league's expansion to include women's athletics. In 1987, he was succeeded by Dave Hart, who oversaw the transfer of the league office from Charlotte, North Carolina, to Asheville, North Carolina.

Wright Waters succeeded Hart upon his retirement in 1991. Under Waters' leadership, the Southern Conference expanded to 12 members, added three women's sports and posted record revenue from the basketball tournament. Waters was followed by Alfred B. White in 1998. White, a veteran member of the NCAA office, introduced the current conference logo and elevated the conference's commitment to marketing and development of corporate partners.

Danny Morrison, who would go on to be president of the Carolina Panthers, headed the conference from 2001-05 and orchestrated the league's move from Asheville to Spartanburg. Under Morrison's leadership, the conference increased its marketing and promotional efforts.

## Championship history

The first Southern Conference Championship held after the formation of the league was the basketball tournament in Atlanta in 1922. The North Carolina Tar Heels won the tournament to become the first recognized league champion in any sport. The Southern Conference tournament remains the oldest of its kind in college basketball.

Commissioner Germann spearheaded the Southern Conference's expansion to include women's athletics during the 1983-84 season. That year, league women's championships were held in volleyball, basketball and tennis. Cross country joined the mix in 1985, outdoor track and field was added in 1987 and indoor and track and field followed in 1988. The conference instituted golf and softball championships in the spring of 1994 and added soccer in the fall of that year. Women's lacrosse crowned its first champion in May 2018.

The Germann Cup, named in honor of the former commissioner, annually recognizes the top women's athletics programs in the conference. From their humble beginnings, women's athletics have become an integral part of the Southern Conference and its success.

The Southern Conference declares champions in 11 men's sports – football, soccer, cross country, basketball, indoor track and field, outdoor track and field, wrestling, baseball, lacrosse, tennis and golf – and 10 women's sports – soccer, volleyball, cross country, basketball, indoor track and field, outdoor track and field, tennis, golf, women's lacrosse and softball. Rifle is a mixed sport.

## Football

The Southern Conference has also excelled as the premier Football Championship Subdivision (FCS) conference. Former Southern Conference member Appalachian State won the three consecutive FCS titles from 2005-07, becoming the first team to do so. The league boasts more than 250 players who have garnered All-America recognition and numerous national player or coach of the year awards. The conference had at least one team in the top 10 of the final FCS poll for 28 consecutive years (1985-2012), with at least two teams finishing in the final poll in every season from 1982-2013. Samford and Wofford finished in the top 20 in each of the last two seasons, with Furman joining them in the top 25 in 2017. The Citadel, Chattanooga, Samford and Wofford each

## SoCon members

- Alabama (1921-1932)
- Appalachian State (1971-2014)
- Auburn (1921-1932)
- College of Charleston (1998-2013)
- The Citadel (1936-present)**
- Clemson (1921-1953)
- Davidson (1936-1988, 1992-2014)
- Duke (1929-1953)
- East Carolina (1964-1977)
- ETSU (1978-2005, 2014-present)**
- Elon (2003-2014)
- Florida (1922-1932)
- Furman (1936-present)**
- George Washington (1941-1970)
- Georgia (1921-1932)
- Georgia Southern (1991-2014)
- Georgia Tech (1921-1932)
- Kentucky (1921-1932)
- Louisiana State (1922-1932)
- Marshall (1976-1997)
- Maryland (1921-1953)
- Mercer (2014-present)**
- Mississippi (1922-1932)
- Mississippi State (1921-1932)
- North Carolina (1921-1953)
- UNCG (1997-present)**
- NC State (1921-1953)
- Richmond (1936-1976)
- Samford (2008-present)**
- South Carolina (1922-1953)
- Tennessee (1921-1932)
- Chattanooga (1976-present)**
- Tulane (1922-1932)
- University of the South (1924-1932)
- Vanderbilt (1922-1932)
- Virginia (1921-1937)
- VMI (1923-2003, 2014-present)**
- Virginia Tech (1921-1965)
- Wake Forest (1936-1953)
- Washington & Lee (1921-1958)
- West Virginia (1950-1968)
- Western Carolina (1976-present)**
- William & Mary (1936-1977)
- Wofford (1997-present)**

**Bold indicates current SoCon member.**

finished in the top 25 in 2016, giving the league four in the final poll for the first time since 2007.

The conference has placed multiple representatives in the FCS Playoffs in 29 of 34 seasons, with 16 championship game appearances and eight national titles. The Southern Conference has had at least one team reach the semifinals in 12 of the last 19 years and in 18 of the last 26 seasons.

In 2007, Appalachian State became the first FCS team to defeat a nationally ranked Football Bowl Subdivision (FBS) team, when the Mountaineers defeated No. 5 Michigan, 34-32, on Sept. 1 before a sellout crowd at Michigan Stadium. Georgia Southern, in its final game as a member of the Southern Conference, downed the SEC's Florida in Gainesville. The league picked up two wins over FBS teams in 2015, with Furman downing UCF and The Citadel stunning South Carolina.



Prior to the conference's reclassification in 1981, Southern Conference football teams appeared in a total of 36 bowl games, posting a record of 16-18-2. From 1925-30, league schools won five football national championships in a six-year span. There are nearly 60 former Southern Conference players and coaches in the College Football Hall of Fame. One of the most recognizable of these names is former North Carolina running back Charlie "Choo Choo" Justice, who helped guide North Carolina to three bowl appearances. He was a first-team All-America selection and the Heisman Trophy runner-up in 1948 and 1949. In 1949, Justice earned first-team all-conference honors for the fourth consecutive season, becoming the first player in league history to achieve that feat. He was a member of the league's inaugural Hall of Fame Class in 2009.

Another of the league's football products that made it to the College Football Hall of Fame is Sam Huff of West Virginia. Huff was a three-year starter on both the offensive and defensive lines for the Mountaineers. In 1955, Huff earned first-team All-America honors on the field and was a first-team Academic All-American for his work in the classroom. He played 12 seasons in the National Football League for the New York Giants and the Washington Redskins. Also a member of the conference's first Hall of Fame class, he was a five-time All-Pro linebacker and is also a member of the Pro Football Hall of Fame.

Former Appalachian State coach Jerry Moore was enshrined in the College Football Hall of Fame in December 2014. The winningest coach in Appalachian State and Southern Conference history, Moore compiled a 215-87 record in his 24 seasons at Appalachian State (1989-2012), including 10 SoCon championships, 18 postseason appearances and an unprecedented three straight NCAA Division I FCS/I-AA national titles (2005-07).

In 1999, Georgia Southern's Adrian Peterson captured the Walter Payton Award, presented annually to the Football Championship Subdivision's most outstanding offensive player. Peterson, a four-time All-American who finished his career as the NCAA Division I leader in rushing yards with 6,559, was



Former Chattanooga star Terrell Owens entered the Pro Football Hall of Fame in 2018. Owens returned to his alma mater to deliver his induction speech from the Mocs' McKenzie Arena.

inducted into the College Football Hall of Fame in December 2017.

The league saw a pair of former players enter the Pro Football Hall of Fame in 2018, as former Chattanooga standout Terrell Owens and Marshall star Randy Moss, who enjoyed a record-breaking freshman year in the SoCon, earned the nod.

Furman's Louis Ivory earned the Walter Payton Award in 2000, Georgia Southern's Jayson Foster was presented with the 2007 trophy and most recently,

Appalachian State's record-setting quarterback Armanti Edwards became the first two-time winner in Payton Award history after claiming the honors in 2008 and 2009.


Appalachian State's Dexter Coakley was a three-time all-conference selection and consensus All-American in 1994, '95 and '96 before going on to stardom with the Dallas Cowboys. Coakley won a pair of Buck Buchanan Awards, given to Football Championship Subdivision's top defensive player each year. Western Carolina's David Patten and Appalachian State's Matt Stevens were both members of the New England Patriots' Super Bowl champion team in 2002 and Patten also earned Super Bowl rings with the Patriots in 2004 and '05. Appalachian State's Daniel Kilgore appeared in Super Bowl XLVII for the San Francisco 49ers in 2013.

### Basketball

Men's basketball was the first sport in which the conference held a championship. The league tournament is the nation's oldest, with the inaugural championship after the formation of the league held at Atlanta's City Auditorium in 1922 and won by North Carolina.

Not only was the Southern Conference tournament the first of its kind, but the league also helped change the face of college basketball. In 1980, the league began a season-long experiment with a 22-foot 3-point field goal with the approval of the NCAA Rules Committee. Ronnie Carr of Western Carolina made the first 3-point field goal in college basketball history in a game against Middle Tennessee State on Nov. 29, 1980.

Another college basketball tradition that originated in the Southern Conference is the traditional cutting of the nets by the winning team in important tournaments. According to USA Today, the practice of net-cutting originated in 1947 with NC State



The Atlanta Memorial Auditorium was the site for the first Southern Conference Basketball Championship in 1921. The SoCon basketball tournament is the longest-running of its kind in college basketball history.



head coach Everett Case. As a first-year head coach, Case led the Wolfpack to the Southern Conference tournament title. Case celebrated by claiming the nets as souvenirs to commemorate the event.

Basketball coaching legend Red Auerbach gave credit to former George Washington coach Bill Reinhart, who coached in the conference for nearly 30 years, as one of the originators of the modern fast-break.

West Virginia's 10 tournament championships rank as the second-most in league history behind Davidson's 12. The Mountaineers were led by the incomparable Jerry West from 1958 through 1960. West, a two-time All-America selection, spurred West Virginia to the Final Four in 1959. The Mountaineers lost in the championship game that season to California, 71-70, but West earned Final Four Most Valuable Player honors. West was a three-time Southern Conference tournament MVP, a two-time league regular-season MVP, and was twice named the conference's Athlete of the Year. He went on to a spectacular career with the Los Angeles Lakers of the National Basketball Association and was inducted into the Naismith Memorial Basketball Hall of Fame in 1979. He was a 14-time NBA All-Star while with the Lakers. It is West's silhouette that comprises the NBA's globally recognized logo.

Frank Selvy set the NCAA record for points in a game while at Furman. On Feb. 13, 1954, the senior scored 100 points in a game against Newberry, a record that still stands. Selvy was the Southern Conference Most Valuable Player in 1953 and 1954 and the league's Athlete of the Year in 1954. He went on to a 10-year career in the NBA. Selvy and his former Lakers teammate West were both enshrined in the league's Hall of Fame in 2009.

Rod Hundley was another West Virginia star during the 1950s. "Hot Rod" made a name for himself as one of the most spectacular players to tour the league during his era. Hundley averaged 24.5 points per game in his three seasons as a Mountaineer and was an all-conference and all-tournament performer in each of those three years. He was the Southern Conference Most Valuable Player and Athlete of the Year as a senior in 1957. He was the first player selected in the 1957 NBA draft and enjoyed a six-year career in that league.

ETSU's Keith "Mister" Jennings made his mark on the college basketball world in the early 1990s. Despite standing less than 6 feet tall, Jennings was a two-time all-conference choice and the league's Player of the Year and Athlete of the Year in 1991. Jennings played with the Golden State Warriors of the NBA and was inducted into the SoCon Hall of Fame in 2016.

Besides West Virginia's team in 1959, the Southern Conference has been represented in the Final Four on two other occasions. North Carolina advanced to the NCAA championship game in 1943 before falling 43-40 to Oklahoma State. NC State finished third in the tournament in 1950.

Davidson continued the record of success by advancing to the NCAA tournament's Elite Eight in 2008 as coach Bob McKillop's Wildcats came within a basket of making the Final Four behind the play of sophomore guard Stephen Curry. Curry, a two-time SoCon Male Athlete of the Year winner, led the nation in scoring as a junior at 28.6 points per game and has gone on to star for the NBA's Golden State Warriors, earning league MVP honors twice and leading the Warriors to NBA titles in 2015, 2017 and 2018. He was

also inducted into the SoCon Hall of Fame in 2016.

Women's basketball competition began in the Southern Conference in 1983-84 with seven teams. In the sport's history, eight schools have won the league's tournament at least once, with Chattanooga winning 18 and Appalachian State owning six titles. UNCG won the 1998 tournament as head coach Lynne Agee became the first coach to take a team to the NCAA tournament in all three divisions – I, II and III. In 2001, Chattanooga head coach Wes Moore became the first coach in NCAA history to take three different teams to the NCAA tournament in all three divisions. After Moore's departure to helm NC State following the 2012-13 season, Chattanooga hired coach Jim Foster, who was inducted into the Women's Basketball Hall of Fame in June 2013.

Since 1984, 10 different teams have claimed at least a share of the regular-season crown. Chattanooga has the most overall titles with 21, eight of them shared. Chattanooga also owns the most outright championships with 13. In 2018, Mercer guard Kahliia Lawrence became the only player in SoCon history to win the Player of the Year award three times. Only six others have done it twice: ETSU's DeShawne Blocker (1993 and 1995), Furman's Jackie Smith (1998 and 1999), Chattanooga's Damita Bullock (2000 and 2001), Alex Anderson (2007 and 2008) and Shanara Hollinquest (2009 and 2010) and Davidson's Sophia Aleksandravicius (2012 and 2013).

#### Other sports

In baseball, Wake Forest advanced to the championship game of the NCAA College World Series in 1949. The Citadel made history in 1990 by becoming the first military school to make an appearance at the College World Series. The Bulldogs were joined that season at the College World Series by future conference member Georgia Southern.

One of the Southern Conference's more famous baseball alums is Duke's Dick Groat. The Blue Devil shortstop, who was also a basketball standout, was the conference's Athlete of the Year in 1951 and 1952. He went on to a 14-year career in the major leagues and was named the National League MVP in 1960 after leading the league with a .325 batting average for the World Series champion Pittsburgh Pirates.

Among Southern Conference alums to grace Major League Baseball fields have been Atlee Hammaker (ETSU), Jeff Montgomery (Marshall) and Mike Ramsey (Appalachian State). Other SoCon players to go on to play in the major leagues include third baseman Dallas McPherson (The Citadel), who played for the Anaheim/Los Angeles Angels, the Florida Marlins and the Chicago White Sox; pitchers Britt Reames (The Citadel) and Ryan Glynn (VMI), who both pitched with the Oakland A's in 2005; Furman's Tom Mastny, a pitcher with the Cleveland Indians (2007); College of Charleston's Graham Godfrey, who pitched for Oakland in 2011 and 2012; Georgia Southern's Everett Teaford, a pitcher with Kansas City from 2011-13; The Citadel's Chris McGuinness, who made his MLB debut with the Texas Rangers in 2013; and Western Carolina's Jared Burton, who played for Cincinnati and Minnesota in a career that spanned seven years (2007-14). The Catamounts' Tyler White, who made his MLB debut with the Houston Astros in April 2016, earned a World Series ring in 2017.


Several SoCon alumni have played in the majors in the last four seasons, including College of Charleston's Brett Gardner, who earned a World Series ring with the New York Yankees in 2009, and Michael Kohn (Atlanta Braves); The Citadel's Asher

Wojciechowski (Houston Astros); Western Carolina right-handed pitcher Greg Holland (Washington Nationals), a three-time All-Star who helped the Kansas City Royals to the 2014 AL pennant and their first World Series appearance since 1985, saving Game 3; and Wofford's John Cornely, who debuted with the Atlanta Braves in April 2015. Three SoCon alums made their debuts in 2017: Samford's Phillip Ervin with the Cincinnati Reds, UNCG's Max Povse with the Seattle Mariners and Elon's John Brebbia with the St. Louis Cardinals.


In the summer of 2016, Mercer's Kyle Lewis made league history, becoming the highest-ever SoCon draft pick when he was selected 11th overall by the Seattle Mariners in the MLB First-Year Player Draft. He was a starter for the All-Star Futures Game in 2018.

Legendary golfer Arnold Palmer competed under the Southern Conference banner as a collegian at Wake Forest. He took medalist honors at the Southern Conference tournament in 1948 and 1949 and was the tournament's runner-up in 1950. Palmer was the medalist at the NCAA Golf Championships in 1949 and 1950. He went on to become one of the most accomplished golfers to play on the professional tour. Palmer won 62 tournaments while competing on the PGA Tour and added 10 more victories as a member of the Senior PGA Tour. A member of the SoCon Hall of Fame, he won eight major championships – four Masters, two British Opens, one U.S. Open and one U.S. Amateur.

Furman golfer Dottie Pepper was named the Southern Conference Women's Athlete of the Decade in the 1980s and was honored as part of the league's 25th anniversary of women's championships celebration in 2007-08. Furman's Brandi Jackson won



*Appalachian State's Mary Jayne Harrelson was the NCAA champion in the 1,500 meters in 1999 and 2001. She was inducted into the SoCon Hall of Fame in 2010.*



*The SoCon's eight FCS national titles, including the 1999 and 2000 championships Georgia Southern won under the leadership of former coach Paul Johnson, are second-most in Division I history.*

the NCAA Women's Golf East Regional in the spring of 2003, while, on the men's side, Chattanooga's Stephen Jaeger was the 2012 champion at the NCAA Bowling Green Regional and has played in a pair of U.S. Opens, in 2015 and 2017. Chattanooga's Steven Fox won the U.S. Amateur in 2012, going on to play in the 2013 Masters, U.S. Open and Arnold Palmer

Invitational, among other PGA Tour events. ETSU's Adrian Meronk represented Europe in the Palmer Cup in 2015 and 2016, becoming the first Polish player to do so, and helped the European side to the title in 2016. Wofford alum William McGirt won the Memorial Tournament in June 2016 for his first PGA Tour win, while Western Carolina's J.T. Poston, a two-time SoCon medalist and now a PGA TOUR member, made his major debut at the U.S. Open in June 2017.

In track and field, Appalachian State's Mary Jayne Harrelson won the NCAA outdoor title at 1,500 meters in 1999 and 2001, while UNCG's Paul Chelimo posted runner-up finishes in the outdoor 5,000 meters in 2012 and 2013 and won a silver medal for the United States in the 5,000 meters at the Olympic Games in Rio in the summer of 2016. Samford's Karisa Nelson made history in March 2017, becoming the Bulldogs' first Division I national champion when she won the mile run at the NCAA indoor championships.

#### Coaches and administrators

The Southern Conference has also been a breeding ground for some of college athletics' most recognized coaches and administrators.

Legendary basketball coaches Adolph Rupp of Kentucky and Everett Case of NC State both worked the sidelines in the Southern Conference. Rupp guided the Wildcats to a 30-5 mark during the 1931 and 1932 seasons. Yet, for all his coaching accomplishments, Rupp never led Kentucky to a Southern Conference tournament championship. Case mentored the Wolfpack to six consecutive Southern Conference tournament championships from 1947 through 1952.

Lefty Driesell coached Davidson to Southern Conference tournament championships in 1966, 1968 and 1969. Driesell also won the league's Coach of the Year award four straight times from 1963 through 1966. Former Georgia Tech coach Bobby Cremins earned league Coach of the Year honors

three times in the late '70s and early '80s while at Appalachian State and again in 2010-11 as the head coach at the College of Charleston.

Terry Holland saw his basketball coaching career take off at Davidson when he returned to his alma mater in 1970. Holland was honored as the Southern Conference Coach of the Year for three consecutive seasons from 1970-72 and led the Wildcats to the conference tournament title and an appearance in the NCAA tournament in 1970. J. Dallas Shirley, a member of the Basketball Hall of Fame, spent 21 years as the assistant to the commissioner and supervisor of officials in the Southern Conference. He also served as president of the International Association of Basketball Officials and the United States Olympic Basketball Committee.

The legendary Paul "Bear" Bryant got his coaching start in the Southern Conference as he guided the Maryland Terrapins in 1945. Another famous Southern Conference football coach is the late Frank Howard of Clemson, who guided the Tigers as a league member from 1940-52. The incomparable Howard won 69 Southern Conference games.

The Southern Conference has been represented on the sidelines at seven Super Bowls in the past two and a half decades. Bobby Ross, who piloted the San Diego Chargers to the 1996 Super Bowl, was the head coach at The Citadel from 1973-77. Former Buffalo Bills head coach Marv Levy, who coached the Bills in four Super Bowls, directed former league member William & Mary from 1964-68 and was succeeded there by Lou Holtz. The Carolina Panthers, then owned by Wofford alum Jerry Richardson and with former Wofford athletic director and SoCon commissioner Danny Morrison serving as team president, played in Super Bowl 50. Chattanooga's Keionta Davis was a member of the Patriots' organization for New England's appearance in Super Bowl LII, while Davis and Western Carolina's Keion Crossen were on the Pats' roster for Super Bowl LIII.

## Significant dates in league history

- Feb. 25-26, 1921: Representatives of Alabama, Auburn, Clemson, Georgia, Georgia Tech, Kentucky, Maryland, Mississippi State, North Carolina, NC State, Tennessee, Virginia, Virginia Tech and Washington & Lee meet in Atlanta, Ga., to form the Southern Intercollegiate Conference.
- Dec. 7-8, 1922: At the league's annual meeting in Washington, D.C., the name of the organization is officially changed to the Southern Conference. S.V. Sanford of Georgia is selected as the conference's first president.
- Dec. 8-10, 1932: At the annual meeting in Knoxville, Tenn., Alabama, Auburn, Florida, Georgia, Georgia Tech, Kentucky, Louisiana State, Mississippi, Mississippi State, University of the South, Tennessee, Tulane and Vanderbilt withdraw to form the Southeastern Conference.
- Dec. 8, 1950: Wallace Wade, who just completed a 16-year term as Duke's head football coach, is named the first commissioner of the Southern Conference. The commissioner's office is opened in Durham, N.C., on Jan. 1, 1951.
- May 8, 1953: Seven members – Clemson, Duke, Maryland, North Carolina, NC State, South Carolina and Wake Forest – withdraw to form the Atlantic Coast Conference.
- Nov. 29, 1980: At the request of the NCAA Basketball Rules Committee, the Southern Conference begins a season-long experiment with a 22-foot 3-point field goal, thus becoming the first conference to employ that rule. Ronnie Carr of Western Carolina makes the first 3-point field goal in college basketball history in a game against Middle Tennessee State.
- Dec. 3-4, 1981: The NCAA, at its fourth special convention in St. Louis, Mo., restructures I-A football. As a result, the Southern Conference's eight Division I-A football playing members are reclassified to Division I-AA.
- June 6, 1983: At a special meeting of the Southern Conference in Myrtle Beach, S.C., the league formalizes women's varsity competition in basketball and volleyball beginning with the 1983-84 season. The executive committee also approves pilot women's championships in tennis and golf for 1983-84.
- Dec. 18-19, 1995: The conference announces that the College of Charleston, University of North Carolina at Greensboro and Wofford College have accepted invitations to join the league.
- July 1, 2003: Elon University officially joins the league. VMI departs to join the Big South.
- July 1, 2008: Samford University officially joins the league.
- July 1, 2014: East Tennessee State University, Mercer University and VMI join the league. Appalachian State, Davidson, Elon and Georgia Southern depart.



## THE SOUTHERN CONFERENCE

*Preparing student-athletes for life's challenges since 1921*

### Academics-Oriented

- The SoCon has consistently ranked in the NCAA's top 10 in the Academic Progress Rate (APR), the NCAA's best indicator of graduation rates.
- Nearly 50 percent of all SoCon student-athletes earn all-academic honors (3.0 GPA or better).

### Community-Based

- Our student-athletes have a presence in the community and participate in many local charities, youth and educational initiatives.
- SAAC members have conducted a Keeping Tabs on Kids initiative to benefit the Ronald McDonald House, which serves families of children undergoing lengthy hospital treatments away from home.

### Competitive Athletics

- SoCon teams are highly competitive regionally and nationally.
- In the past seven years, football, baseball, men's soccer and men's golf have all sent multiple teams to NCAA postseason tournaments.
- SoCon teams have won eight FCS football titles, second-most in NCAA history.

### Diversity

- This is a conference that takes great pride in the diversity of its institutions.
- The SoCon consists of 10 members in six states, including four private institutions and six state institutions, two of which are military colleges.

### Geographic Integrity

- The SoCon believes in the value of a geographic footprint that minimizes missed class time and maximizes fan travel to away contests.
- The league extends across six contiguous states but still has a footprint that permits bus trips from one end of the conference to the other.

### History & Tradition

- The SoCon is the fifth-oldest Division I conference in America.
- Great coaches and athletes from different eras have competed in the Southern Conference, from Bear Bryant to Lou Holtz, from Sam Huff to Terrell Owens, from Jerry West to Stephen Curry.

### Sportsmanship

- For more than 30 years, the SoCon has presented an annual award to the program that displays the finest level of sportsmanship in the conference as voted upon by its peers.
- The SoCon has one of the strictest policies regarding game ejections in all of college athletics. This is by design and emphasizes the priority of good sportsmanship articulated by presidents, chancellors and administrators.

### Student-Athlete Experience

- SoCon championships are conducted in a way to provide a memorable and positive experience for all participants.
- Scheduling decisions and tournament bracket formats determined by administrators and coaches consistently factor in the effect on the individual student-athlete and avoidance of missed class time.



# SOCON HALL OF FAME

## Southern Conference Hall of Fame Inductees

### Class of 2009

Name	School	Sport(s)	Years
Megan Dunigan	Furman	Tennis	1999-02
Dick Groat	Duke	Basketball, Baseball	1949-52
Sam Huff	West Virginia	Football	1952-55
Charlie "Choo Choo" Justice	North Carolina	Football	1946-49
Melissa Morrison Howard	Appalachian State	Track & Field	1989-93
Arnold Palmer	Wake Forest	Golf	1948-50, 53-54
Adrian Peterson	Georgia Southern	Football	1998-01
Frank Selvy	Furman	Basketball	1951-54
Jerry West	West Virginia	Basketball	1956-60
Valorie Whiteside	Appalachian State	Basketball	1984-88

### Class of 2010

Everett Case	North Carolina State	Basketball	1946-64
MaryJayne (Harrelson) Reeves	Appalachian State	Cross Country, Track & Field	1996-2001
Fred Hetzel	Davidson	Basketball	1962-65
"Hot" Rod Hundley	West Virginia	Basketball	1954-57
Banks McFadden	Clemson	Football, Basketball, Track	1937-40
Wallace Wade	Alabama, Duke, SoCon	Football, Administration	1923-60
*J. Dallas Shirley	SoCon	Officiating, Administration	1967-88

### Class of 2011

Dexter Coakley	Appalachian State	Football	1993-96
Lefty Driesell	Davidson	Basketball	1960-69
Regina Kirk	Chattanooga	Basketball	1985-88
Robert Neyland	Tennessee	Football	1926-52
Vic Seixas	North Carolina	Tennis	1947-49
Shannon Wommack	Chattanooga	Cross Country, Track & Field	2001-06

### Class of 2012

Angie Barker	East Tennessee State	Track & Field	1987-89
Percy Beard	Auburn	Track & Field	1926-29
*Jim Burch	SoCon	Officiating, Administration	1967-2011
Dick Modzelewski	Maryland	Football	1949-52
Paul Scarpa	Furman	Tennis	1967-2011

### Class of 2014

Rushia Brown	Furman	Women's Basketball	1990-94
Eddie Cameron	Duke	Men's Basketball, Football	1929-45
Clint Dempsey	Furman	Men's Soccer	2001-03
Jerry Moore	Appalachian State	Football	1989-2012
Charlie Teague	Wake Forest	Baseball	1947-50

### Class of 2016

Stephen Curry	Davidson	Men's Basketball	2006-09
Armanti Edwards	Appalachian State	Football	2006-09
Brad Faxon	Furman	Men's Golf	1979-83
Keith "Mister" Jennings	ETSU	Men's Basketball	1987-91
Karen Pelphrey	Marshall	Women's Basketball	1983-86

### Class of 2018

Mike Ayers	ETSU/Wofford	Football	1985-2017
Ron Carter	VMI	Men's Basketball	1975-78
Susan Gardner Mayhorn	Western Carolina	Women's Track & Field/Cross Country	1989-93
Chal Port	The Citadel	Baseball	1965-91
*Les Robinson	The Citadel/ETSU	Men's Basketball/Administration	1974-90, 2000-08
Debbie Southern	Furman	Women's Tennis	1985-2015

\* - Special contributor



# SOCON HALL OF FAME




The Inaugural Southern Conference Hall of Fame class at the induction ceremony, May 4, 2009: (from left to right) Sam Huff, Megan Dunigan, Valorie Whiteside, Melissa Morrison Howard, Frank Selvy, Barbara Crews (daughter of the late Charlie Justice), Dick Groat, Adrian Peterson and Jerry West. Not pictured: Arnold Palmer.



Wake Forest golf great Arnold Palmer (left) was a member of the inaugural class in 2009.



Davidson's Fred Hetzel (left) received his Hall of Fame plaque from SoCon Commissioner John Iamarino in Hilton Head Island, S.C., on June 1, 2010. Wimbledon and U.S. Open tennis champion Vic Seixas of North Carolina (right) was inducted in 2011.



Furman's Paul Scarpa; East Tennessee State's Angie Barker; SoCon Commissioner John Iamarino, who accepted the honor on behalf of Maryland's Dick Modzelewski; special contributor Jim Burch; and Pat Beard, son of posthumous inductee Percy Beard of Auburn, at the 2012 induction ceremony.



Appalachian State's Jerry Moore (second from left) and Furman's Rushia Brown (far right) were among the five honored in the 2014 class. Duke's Eddie Cameron, whose family accepted the award on his behalf (center), and Wake Forest's Charlie Teague were honored posthumously. Furman's Clint Dempsey was unable to attend the ceremony.





## JOHN IAMARINO COMMISSIONER

John Iamarino has served as the eighth commissioner in Southern Conference history since his appointment on Jan. 2, 2006.

Since then, the Conference has signed an agreement with ESPN to produce more than 1,800 live events; launched the SoCon Digital Network, now in its fifth year of existence; created a Hall of Fame featuring the likes of Jerry West, Arnold Palmer, Sam Huff and Steph Curry; increased the number of championship sports to 22; and successfully returned the men's and women's basketball championships to the city of Asheville, North Carolina.

The Southern Conference has consistently ranked among the leaders in all of Division I in the NCAA's Academic Progress Rate (APR), a predictor of graduation rates. To build on the academic reputation of the league, the SoCon Academic Exchange was created in 2014-15. Through the efforts of the chief academic officers and provosts, the Academic Exchange has initiated leadership and development program for faculty, as well as the first undergraduate research forum in the Conference's history.

Iamarino also advocated for creation of the league's Pinnacle Award in 2016. The award is presented to the student-athlete on the championship-winning team in each SoCon sport with the highest cumulative grade point average (GPA). Additionally, the Conference annually recognizes an outstanding faculty and staff member at each institution with engraved plaques presented at home basketball games.

Iamarino has spent the past 34 years at the conference level, previously working at both the Sun Belt and Northeast conferences. Prior to joining the SoCon, he served as commissioner of the Northeast Conference for nine years. During that time, the league launched its first website, approved athletic aid in the sport of football, increased television coverage on the Madison Square Garden Network from 12 to 30 basketball games, started its first coverage of football on regional television, and initiated its first concentrated marketing and merchandising efforts.



At the Sun Belt, he spent 13 years in a variety of publicity, compliance and administrative positions, rising to the level of associate commissioner in 1988. When the original Sun Belt merged with the then-American South Conference in 1991, Iamarino was the lone staffer from the original organization to move to the new Sun Belt, heading the transition team for the first true merger of two Division I conferences.

He entered the field of intercollegiate athletics as assistant sports information director at Georgetown University in 1979 before moving on to become sports information director at Jacksonville University for three years.

He has been actively involved in a number of NCAA committees, most recently serving as chair of the Playing Rules Oversight Panel (PROP). Previously he was a member of the Baseball Rules Committee and the FCS Football Governance Committee, and he has served on several sub-committees of the Collegiate Commissioners Association (CCA).


Iamarino is a native of Monsey, New York, and a 1977 graduate of St. Bonaventure University, where he earned magna cum laude honors majoring in journalism. An amateur baseball historian, he is a member of the Society for American Baseball Research and has written articles for SABR as well as Baseball Digest magazine. He resides in Spartanburg, South Carolina, with his wife, Mary Ann, and their son, PJ.



### Iamarino At-A-Glance

- HOMETOWN:**  
Monsey, N.Y.
- EDUCATION:**  
B.A., St. Bonaventure, 1977
- EXPERIENCE:**  
Assistant sports information director, Georgetown, 1979-81  
Sports information director, Jacksonville, 1981-84  
Media relations director, Sun Belt Conference, 1984-88  
Assistant commissioner, Sun Belt Conference, 1988-91  
Associate commissioner, Sun Belt Conference, 1991-97  
Commissioner, Northeast Conference, 1997-06  
Commissioner, Southern Conference, 2006-present

## SOUTHERN CONFERENCE COMMISSIONERS



Wallace Wade  
1951-60



Lloyd Jordan  
1960-73



Ken Germann  
1974-86



Dave Hart Sr.  
1986-91



Wright Waters  
1991-98



Alfred White  
1998-2001



Danny Morrison  
2001-05

# SOUTHERN CONFERENCE STAFF



**Geoff Cabe**  
Senior Associate  
Commissioner



**Sue Arakas**  
Associate  
Commissioner



**Doug King**  
Associate Commissioner  
for Compliance




**Jason Yaman**  
Associate  
Commissioner



**Phil Perry**  
Assistant Commissioner  
for Media Relations



**Paul Lollis**  
Assistant Commissioner  
for Video Productions



**Stanley Broaden**  
Director of  
Championships



**Haley Shotwell**  
Director of  
Creative Services



**Hannah Bradley**  
Assistant Director  
of Media Relations



**Neili Akridge**  
Executive Assistant  
to the Commissioner



**Carl Mattox**  
Championships  
Assistant



**Emily Fulton**  
External Operations  
Assistant



**Hannah Simmons**  
Media Relations  
Assistant

## SOUTHERN CONFERENCE STAFF DIRECTORY

702 N. Pine St.; Spartanburg, SC 29303  
Administrative FAX 864-591-4282

Office phone 864-591-5100  
Media relations FAX 864-591-3448

Position	Name	Email	Extension
Commissioner	John Iamarino	jiamarino@socon.org	206
Senior Associate Commissioner	Geoff Cabe	gcabe@socon.org	205
Associate Commissioner	Sue Arakas	sarakas@socon.org	204
Associate Commissioner for Compliance	Doug King	dking@socon.org	203
Associate Commissioner	Jason Yaman	jyaman@socon.org	209
Assistant Commissioner for Media Relations	Phil Perry	pperry@socon.org	201
Assistant Commissioner for Video Productions	Paul Lollis	plollis@socon.org	202
Director of Championships	Stanley Broaden	sbroaden@socon.org	207
Director of Creative Services	Haley Shotwell	hshotwell@socon.org	208
Assistant Director of Media Relations	Hannah Bradley	hbradley@socon.org	213
Executive Assistant to the Commissioner	Neili Akridge	nakridge@socon.org	200
Championships Assistant	Carl Mattox	cmattox@socon.org	214
External Operations Assistant	Emily Fulton	efulton@socon.org	214
Media Relations Assistant	Hannah Simmons	hsimmons@socon.org	210





# MEDIA RELATIONS



**Southern Conference**  
702 N. Pine Street  
Spartanburg, S.C. 29303  
www.SoConSports.com

## Press releases

The Southern Conference utilizes email and the league's website (www.SoConSports.com) to distribute information, press releases, notes and statistics. If you wish to be added to the distribution list, please contact a member of the media relations staff.

## ESPN

In the summer of 2015, the Southern Conference and ESPN reached an agreement on a six-year contract running through the 2020-21 academic year, when the league will celebrate its 100th anniversary. Over the course of the six years, a minimum of 1,900 live events will be produced by the league and its members that will receive national coverage on ESPN3 and ESPN+. In the final four years of the contract, a minimum of 45 SoCon football games and 200 league basketball games will appear on ESPN digital platforms each season.

## SoCon Digital Network

The SoCon Digital Network, a league-wide digital network available free of charge to consumers on multiple devices, including smartphones, tablets, laptops and PCs, launched in the fall of 2014. The SoCon Digital Network broadcasts intra-conference games, across several sports, not selected by national or regional networks. Archived or VOD (Video on Demand) content is also available and housed primarily on institutional websites.

## SoCon Players of the Week

The Southern Conference selects players and pitchers of the week throughout the season. The honorees will be announced each Monday afternoon and will be available on the conference's website (www.SoConSports.com) or by contacting the conference office.

## Southern Conference Media Relations Staff



**Phil Perry**  
**Ast. Commissioner for Media Relations**  
Office: 864-591-5100  
Cell: 864-525-5174  
Fax: 864-591-3448  
pperry@socon.org

### Responsibilities:

Administration, Academic Awards, Website, Football, Men's Basketball, Men's and Women's Indoor and Outdoor Track and Field, Men's Golf and Men's Lacrosse



**Hannah Bradley**  
**Assistant Director of Media Relations**  
Office: 864-591-5100  
Cell: 803-221-8887  
Fax: 864-591-3448  
hbradley@socon.org

### Responsibilities:

Women's Soccer, Volleyball, Women's Basketball, Men's and Women's Tennis, Softball



**Hannah Simmons**  
**Media Relations Assistant**  
Office: 864-591-5100  
Cell: 703-268-1146  
Fax: 864-591-3448  
hsimmons@socon.org

### Responsibilities:

Men's Soccer, Men's and Women's Cross Country, Rifle, Wrestling, Baseball, Women's Golf and Women's Lacrosse



## Postseason awards

Following the conclusion of the regular season, voting is conducted on the all-conference teams by both the league's coaches and members of the Southern Conference Sports Media Association (SCSMA). Both groups select a Player of the Year, Pitcher of the Year, Freshman of the Year and a Coach of the Year.

## Southern Conference on the Web

Visit the Southern Conference's official website at www.SoConSports.com. Information related to baseball and the conference's other 20 sports can be found on the site, including up-to-date statistics, standings, weekly releases and game recaps. Video streaming of select championships and regular-season contests is also available.

## Southern Conference Sports Media Association (SCSMA)

The Southern Conference Sports Media Association (SCSMA) is an independent organization of conference sportswriters, sportscasters and media relations staff who further the institutions that comprise the Southern Conference. The organization annually selects and recognizes an all-conference football, men's and women's basketball and baseball team as well as coach of the year, player of the year and freshman of the year. The organization also works toward the best interests of its members to increase knowledge and prestige of the league.

## SoCon baseball media relations directory

School	Website	Media relations	Email	Office phone	Press box phone
The Citadel	CitadelSports.com	Josh Bush	jbrush@citadel.edu	843-953-6795	843-965-4151
ETSU	ETSUBucs.com	Mike Ezekiel	etsusportsinfo@etsu.edu	423-439-8212	770-542-7873
Furman	FurmanPaladins.com	Hunter Reid	hunter.reid@furman.edu	864-294-2061	864-294-3066
Mercer	MercerBears.com	Gerrit Van Genderen	vangenderen_gw@mercer.edu	919-632-0217	919-632-0217
UNCG	UNCGSpartans.com	Jon Cole	jon.cole77@gmail.com	336-302-5504	336-218-3885
Samford	SamfordSports.com	Joey Mullins	jmmullin1@samford.edu	205-726-2799	205-726-4167
VMI	VMIKeydets.com	Mike Carpenter	carpentermj@vmi.edu	540-464-7015	940-642-9865
Western Carolina	CatamountSports.com	Daniel Hooker	dhooker@email.wcu.edu	828-227-2339	828-227-7020
Wofford	WoffordTerriers.com	Brent Williamson	williamsondb@wofford.edu	864-597-4093	864-597-4478
Southern Conference	SoConSports.com	Hannah Simmons	hsimmons@socon.org	864-591-5100	n/a





**OFFICIAL  
BASEBALL  
OF THE**





# THE CITADEL

## THE CITADEL BULLDOGS



**JOSEPH P. RILEY, JR. PARK**  
CAPACITY: 6,000

### Basic information

Location: ..... Charleston, S.C.  
Founded: ..... 1842  
Enrollment: ..... 2,300  
Nickname: ..... Bulldogs  
Colors: ..... Citadel Blue and White  
President: ..... Gen. Glenn M. Walters  
Director of athletics: ..... Mike Capaccio

### Team information

2018 record: ..... 19-34 (8th)  
SoCon record: ..... 8-16 (8th)  
Home: ..... 12-22  
Away: ..... 7-11  
Neutral: ..... 0-1  
Letterwinners returning/lost: ..... 20/7  
Position starters returning/lost: ..... 11/?  
Starting pitchers returning/lost: ..... 13/?  
Newcomers: ..... 11

### Media relations

Baseball contact: ..... John Bush  
Email: ..... jbrush@citadel.edu  
Office: ..... 843-953-6795  
Cell: ..... 270-293-0590  
Press box phone: ..... 843-965-4151  
Website: ..... CitadelSports.com



John Bush  
Baseball SID

### SoCon regular-season titles (13)

1960, 1971, 1975, 1979, 1982, 1983,  
1990, 1991, 1995, 1999, 2000, 2002,  
2010

### SoCon Championship titles (8)

1990, 1994, 1995, 1998, 1999, 2001, 2004, 2010

### NCAA appearances (13)

1960, 1975, 1979, 1982, 1983, 1990, 1994, 1995, 1998,  
1999, 2001, 2004, 2010

## 2019 SCHEDULE


Date	Opponent	Time (ET)
F15	DELAWARE STATE	4 p.m.
F16	DELAWARE STATE	2 p.m.
F17	DELAWARE STATE	1 p.m.
F22	MICHIGAN	5 p.m.
F23	MICHIGAN	4 p.m.
F24	MICHIGAN	1 p.m.
F27	KENT STATE	3 p.m.
M1	NORTH ALABAMA	6:30 p.m.
M2	NORTH ALABAMA	2 p.m.
M3	NORTH ALABAMA	1 p.m.
M5	at South Carolina	7 p.m.
M6	at Winthrop	6:30 p.m.
M8	CHARLESTON SOUTHERN	6:30 p.m.
M9	at Charleston Southern	6 p.m.
M10	CHARLESTON SOUTHERN	1 p.m.
M12	SOUTH CAROLINA	7 p.m.
M15	at Indiana State	2 p.m.
M16	at Indiana State	2 p.m.
M17	at Indiana State	1 p.m.
M19	GEORGIA SOUTHERN	6:30 p.m.
M20	at Winthrop	6 p.m.
M22	VMI*	6:30 p.m.
M23	VMI*	2 p.m.
M24	VMI*	1 p.m.
M26	at College of Charleston	6 p.m.
M29	at Furman*	6 p.m.
M30	at Furman*	4 p.m.
M31	at Furman*	1 p.m.
A3	at Charleston Southern	6 p.m.
A5	MERCER*	6:30 p.m.
A6	MERCER*	2 p.m.
A7	MERCER*	1 p.m.
A9	COLLEGE OF CHARLESTON	6:30 p.m.
A12	at Samford*	7 p.m.
A13	at Samford*	3 p.m.
A14	at Samford*	1 p.m.
A18	at South Florida	7 p.m.
A19	at South Florida	6:30 p.m.
A20	at South Florida	1 p.m.
A23	at Georgia Southern	6 p.m.
A26	at UNCG*	6 p.m.
A27	at UNCG*	3 p.m.
A28	at UNCG*	1 p.m.
A30	vs. Georgia^	6 p.m.
M3	WOFFORD*	6:30 p.m.
M4	WOFFORD*	2 p.m.
M5	WOFFORD*	1 p.m.
M8	at Clemson	6 p.m.
M10	ETSU*	4 p.m.
M11	ETSU*	2 p.m.
M12	ETSU*	1 p.m.
M14	at College of Charleston	2 p.m.
M16	at Western Carolina*	5 p.m.
M17	at Western Carolina*	5 p.m.
M18	at Western Carolina*	2 p.m.
M21-26	at SoCon Championship (Fluor Field; Greenville, S.C.)	

\* - Southern Conference game  
^ - North Augusta, Ga.

## 2019 BULLDOGS ROSTER

No.	Name	Pos.	B/T	Ht.	Wt.	Cl.	Hometown/previous school
0	Brooks O'Brien	INF	R/R	5-9	160	So.	Greer, S.C./Riverside
1	Tyler Corbitt	INF	R/R	6-0	170	Fr.	Columbia, S.C./Airport
2	Wes Lane	OF	R/R	5-9	165	Fr.	Myrtle Beach, S.C./Socastee
3	Jack Henry Beasley	RHP	R/R	5-9	175	Jr.	Florence S.C./West Florence
5	Cameron Jensen	OF	R/R	5-10	175	Jr.	Greenville S.C./J.L. Mann
6	Hunter Barbee	RHP	R/R	5-9	165	So.	Charleston, S.C./James Island
8	Jeffery Brown	OF	L/R	5-9	165	Jr.	Charleston, S.C./Bishop England
9	Bryce Leasure	C	L/R	5-10	185	Jr.	Simpsonville, S.C./J.L. Mann
10	Jordan Merritt	RHP	R/R	6-2	176	Sr.	Charleston, S.C./West Ashley
11	Andrew Judkins	OF	L/L	5-9	150	So.	Greer, S.C./Christ Church Episcopal
12	Ryan McCarthy	OF	L/R	6-3	210	So.	Cumming, Ga./Pinecrest Academy
13	J.D. Davis	INF	R/R	6-2	187	Jr.	Goose Creek S.C./Stratford
14	Cole Buffington	RHP	R/R	6-1	192	Sr.	Kennesaw, Ga./Kennesaw Mountain
15	Cameron Reeves	RHP/INF	R/R	6-2	195	Fr.	Rock Hill, S.C./Northwestern
16	Morgan Foulks	RHP	R/R	6-0	216	Sr.	Douglasville, Ga./Robert S. Alexander
17	Shane Connolly	LHP	L/L	6-2	175	So.	Huntersville, N.C./Pine Lake Prep
18	Lathan Todd	RHP	R/R	5-10	170	Fr.	Sumter, S.C./Lakewood
19	Dylan Spence	RHP	R/R	6-1	202	Sr.	Belton, S.C./Belton Honea-Path
20	Michael Ray	UTL	R/R	5-10	150	So.	North Augusta, S.C./Fox Creek Charter
21	Will Pillsbury	LHP	L/R	6-2	210	Jr.	Orange Park, Fla./Oakleaf
22	Tilo Skole	INF	L/R	5-10	175	R-Fr.	Johnson City, Tenn./Science Hill
23	Adam Colon	INF	R/R	5-11	190	So.	Bellport, N.Y./Bellport
24	Ben Peden	1B	L/R	6-0	223	Sr.	Greenville, S.C./Greenville
25	Ches Goodman	UTL	R/L	6-2	200	Fr.	Port St. Lucie, Fla./Port St. Lucie
27	Alex Bialakis	RHP	R/R	5-11	220	Sr.	Boca Raton, Fla./Pope John Paul II
28	Tater Goodson	C	S/R	5-10	195	Fr.	Bluffton, S.C./May River
29	Will Bastian	UTL	R/R	6-0	185	Fr.	Mount Pleasant, S.C./Bishop England
30	Weidner Wilfong	C	L/R	6-0	220	Fr.	Hartsville, S.C./Hartsville
32	Jordan Buster	RHP	R/R	6-0	178	Sr.	Lexington, S.C./Lexington
33	Devin Beckley	RHP	R/R	6-4	205	So.	Camden, S.C./Camden
34	Cole Simpson	LHP	L/L	6-2	215	Fr.	Pendleton, S.C./Pendleton
35	Zach Taglieri	RHP	R/R	5-11	169	Jr.	Port St. Lucie, Fla./Port St. Lucie
36	Ian Foggo	RHP	R/R	6-1	190	R-So.	Hilton Head, S.C./Hilton Head
37	Tyler Estridge	UTL	R/R	5-11	180	Fr.	Columbia, S.C./Dutch Fork
39	Lane Botkin	INF	R/R	6-0	190	R-Fr.	Columbia, S.C./A.C. Flora
40	Trenton Jenkins	LHP	L/L	6-5	200	So.	Simpsonville, S.C./Woodmont
42	Austin Blankely	RHP	R/R	6-3	180	R-Fr.	Florence, S.C./South Florence
44	Jordan Flanders	RHP	R/R	6-3	215	Fr.	North Augusta, S.C./North Augusta

## HEAD COACH TONY SKOLE



Alma mater: ..... The Citadel, 1991  
Hometown: ..... Roswell, Ga.  
Career record (years): ..... 585-631-1 (22)  
School record (years): ..... 19-34 (1)  
SoCon record (years): ..... 116-157 (10)  
SoCon Championship record (appearances): ..... 5-16 (9)  
NCAA appearances: ..... 1

### Assistant coaches

Aaron Gershenfeld ..... 2nd season (Louisville, 2014)  
Blake Cooper ..... 2nd season (South Carolina, 2017)  
Jonathan Sabo ..... 1st season (The Citadel, 2018)

#SoConBB



# BULLDOGS



**SENIOR DYLAN SPENCE**

## 2018 RESULTS (19-34, 8-16 SOCON; 8TH)

Date	Opponent	Result	Date	Opponent	Result
F16	George Mason ^	W, 3-0	A14	Towson	L, 0-6
F17	#13 Louisville ^	L, 3-8 (8)	A14	Towson	W, 4-3
F18	Richmond ^	L, 3-13	A17	at Charleston Southern	L, 6-7
F23	La Salle	W, 7-6 (15)	A20	at Wofford*	L, 1-5
F24	La Salle	W, 8-7	A21	at Wofford*	L, 5-8
F25	La Salle	L, 4-6	A22	at Wofford*	L, 5-6
F27	Georgia Southern	L, 3-9	A28	Furman*	L, 5-11 (10)
M2	Charleston Southern	L, 3-6	A28	Furman*	W, 6-1
M3	at Charleston Southern	W, 8-1	A29	Furman*	L, 1-6
M4	Charleston Southern	W, 6-2	M3	at ETSU*	W, 6-5 (10)
M6	Georgia	L, 4-9	M4	at ETSU*	W, 13-6
M7	at Winthrop	L, 1-8	M6	at ETSU*	L, 5-11
M9	Connecticut	W, 4-2	M8	at College of Charleston	L, 6-10
M10	Connecticut	L, 3-17	M11	UNCG*	L, 5-14
M11	Connecticut	W, 4-2	M12	UNCG*	L, 3-4
M14	Richmond	W, 5-4	M13	UNCG*	L, 3-14
M16	Indiana State	W, 8-7	M17	at Mercer*	L, 3-6
M17	Indiana State	L, 9-10	M17	at Mercer*	W, 5-4
M18	Indiana State	L, 2-5	M19	at Mercer*	W, 7-5
M20	at South Carolina	W, 4-3	M22	vs. Western Carolina \$	L, 5-6
M23	Western Carolina*	W, 5-1			
M24	Western Carolina*	L, 5-8			
M25	Western Carolina*	W, 9-3			
M30	at VMI*	W, 5-0			
M31	at VMI*	L, 3-12			
A1	at VMI*	L, 4-12			
A3	at Georgia Southern	L, 7-12			
A4	Winthrop	L, 6-12			
A6	Samford*	L, 4-9			
A7	Samford*	L, 0-7			
A8	Samford*	L, 2-15 (7)			
A10	South Carolina	L, 1-12			
A13	Towson	W, 11-3			

\* - Southern Conference game  
 ^ - Charleston Crab House Shootout  
 \$ - SoCon Championship (Fluor Field; Greenville, S.C.)

## 2018 STATISTICS

Batting	AVG	GP	GS	AB	R	H	2B	3B	HR	RBI	TB	SLG%	BB	HBP	SO	GDP	OB%	SF	SH	SB	ATT	PO	A	E	FLD%
William Kinney	.332	51	51	202	31	67	14	0	6	40	99	.490	20	9	46	0	.412	2	1	9	13	103	151	11	.958
Jeffery Brown	.325	47	41	169	30	55	4	2	0	11	63	.373	12	1	23	3	.372	1	5	20	27	98	2	3	.971
Jonathan Sabo	.305	51	51	190	25	58	12	0	5	25	85	.447	21	6	24	1	.386	3	1	1	1	62	100	11	.936
Bryce Leasure	.297	50	48	165	24	49	5	1	0	14	56	.359	24	6	25	3	.403	1	7	10	11	334	42	2	.995
Taylor Cothran	.284	50	50	190	19	54	10	1	2	25	72	.379	10	3	40	3	.322	5	3	2	4	127	7	5	.964
Ryan McCarthy	.262	42	39	141	22	37	2	1	2	15	47	.333	18	0	47	2	.340	3	0	5	10	24	1	1	.962
Ben Peden	.255	51	51	196	17	50	14	1	2	35	72	.367	14	2	36	1	.307	3	0	1	3	315	38	7	.981
Clay Martin	.245	36	27	98	13	24	3	2	0	11	31	.316	11	3	23	0	.339	0	4	1	3	65	1	4	.943
Adam Colon	.235	25	15	68	8	16	2	2	0	6	22	.324	4	0	15	2	.278	0	0	0	0	46	5	0	1.000
Andrew Judkins	.232	32	26	95	8	22	1	0	1	11	26	.274	7	2	23	1	.295	1	4	3	3	41	1	2	.955
Cameron Jensen	.196	29	14	56	11	11	0	0	0	4	11	.196	4	4	16	0	.288	2	2	3	6	30	0	0	1.000
Michael Ray	.185	17	7	27	3	5	0	0	0	3	5	.185	0	1	10	0	.214	0	1	0	1	1	14	3	.833
Cole Buffington	.161	16	8	31	2	5	0	0	0	1	5	.161	1	2	13	0	.235	0	0	0	0	80	4	0	1.000
J.D. Davis	.146	37	32	82	17	12	4	1	0	6	18	.220	21	3	26	0	.336	1	3	6	6	39	72	9	.925
Brooks O'Brien	.140	22	14	50	6	7	2	0	0	2	9	.180	2	1	16	0	.189	0	2	0	1	12	16	5	.848
Aidan Massey	.118	9	5	17	1	2	0	0	0	1	2	.118	3	1	3	0	.286	0	0	0	0	0	0	0	.000
Jordan Buster	.000	1	0	1	0	0	0	0	0	0	0	.000	0	0	0	0	.000	0	0	0	0	1	2	2	.600
Matt Cline	.000	2	0	1	0	0	0	0	0	1	0	.000	1	0	0	0	.500	0	0	0	0	1	1	0	1.000
<b>Totals</b>	<b>.266</b>	<b>53</b>	<b>53</b>	<b>1779</b>	<b>237</b>	<b>474</b>	<b>73</b>	<b>11</b>	<b>18</b>	<b>211</b>	<b>623</b>	<b>.350</b>	<b>173</b>	<b>44</b>	<b>386</b>	<b>16</b>	<b>.342</b>	<b>22</b>	<b>33</b>	<b>61</b>	<b>89</b>	<b>1403</b>	<b>502</b>	<b>70</b>	<b>.965</b>
<b>Opponents</b>	<b>.293</b>	<b>53</b>	<b>53</b>	<b>1858</b>	<b>367</b>	<b>544</b>	<b>103</b>	<b>16</b>	<b>48</b>	<b>331</b>	<b>823</b>	<b>.443</b>	<b>237</b>	<b>60</b>	<b>406</b>	<b>28</b>	<b>.386</b>	<b>23</b>	<b>31</b>	<b>60</b>	<b>86</b>	<b>1400</b>	<b>562</b>	<b>66</b>	<b>.967</b>

LOB - Team (414), Opp (439). DPs turned - Team (44), Opp (36). IBB - Team (6), Sabo 2, Judkins 1, Leasure 1, Peden 1, Kinney 1, Opp (13). Picked off - Brown 3, Kinney 2, Cothran 2, Judkins 2, Jensen 1, Martin 1, McCarthy 1

Pitching	ERA	W	L	APP	GS	CG	SHO	CBO	SV	IP	H	R	ER	BB	SO	2B	3B	HR	AB	B/Avg	WP	HBP	BK	SFA	SHA
Dylan Spence	4.00	3	5	16	15	1	0	2	0	92.1	109	54	41	20	62	16	2	8	370	.295	8	19	0	2	6
Thomas Byelick	4.45	3	6	15	11	1	0	0	0	62.2	68	43	31	42	56	11	1	3	247	.275	5	6	0	1	1
Alex Bialakis	5.17	3	5	20	7	0	0	0	2	54.0	56	35	31	18	54	15	1	7	205	.273	4	2	1	2	3
Jordan Merritt	7.18	2	5	14	8	0	0	0	0	52.2	74	51	42	21	39	17	4	7	222	.333	1	0	1	3	5
Gunnar Fineset	0.00	0	0	1	0	0	0	0	0	0.0	0	0	0	1	0	0	0	0	.000	0	0	0	0	0	
Hunter Barbee	3.00	0	0	12	0	0	0	0	0	15.0	9	5	5	7	6	0	1	1	50	.180	4	4	1	2	2
Jordan Buster	4.43	4	4	23	0	0	0	2	3	40.2	35	23	20	27	59	4	2	4	151	.232	4	3	0	1	3
Jonathan Sabo	5.23	1	3	12	5	0	0	0	4	31.0	28	23	18	9	23	7	1	3	117	.239	3	4	2	3	2
Jack Henry Beasley	5.91	0	0	10	0	0	0	0	0	10.2	15	10	7	4	9	3	0	2	46	.326	2	4	1	0	1
Devin Beckley	6.75	0	1	10	2	0	0	0	0	17.1	21	14	13	15	20	4	1	1	65	.323	1	1	0	2	2
Kyle Smith	7.02	2	0	14	0	0	0	0	0	16.2	25	15	13	7	12	5	0	2	70	.357	1	2	0	4	0
Ryan Stamler	7.59	0	1	11	0	0	0	0	0	10.2	15	9	9	2	4	3	0	2	44	.341	0	2	0	0	2
Will Pillsbury	7.71	1	1	14	4	0	0	0	0	23.1	31	24	20	19	22	4	0	2	96	.323	5	7	0	1	1
Ian Foggo	7.82	0	1	9	0	0	0	0	0	12.2	7	13	11	15	12	0	0	2	42	.167	4	3	1	0	1
Cole Buffington	9.00	0	0	2	0	0	0	0	0	1.0	3	1	1	1	1	2	1	0	6	.500	0	0	1	0	0
Zach Taglieri	11.77	0	1	12	0	0	0	0	0	13.0	16	19	17	14	14	3	0	1	53	.302	5	1	0	1	1
Morgan Foulks	12.71	0	0	6	0	0	0	0	0	5.2	15	9	8	5	5	2	1	1	31	.484	1	0	0	0	1
Bo Harrell	18.00	0	0	1	0	0	0	0	0	1.0	1	2	2	3	1	1	0	0	4	.250	0	1	0	0	0
Shane Connolly	18.41	0	1	9	1	0	0	0	0	7.1	16	17	15	7	7	6	1	2	39	.410	9	1	0	1	0
<b>Totals</b>	<b>5.85</b>	<b>19</b>	<b>34</b>	<b>53</b>	<b>53</b>	<b>2</b>	<b>2</b>	<b>2</b>	<b>9</b>	<b>467.2</b>	<b>544</b>	<b>367</b>	<b>304</b>	<b>237</b>	<b>406</b>	<b>103</b>	<b>16</b>	<b>48</b>	<b>1858</b>	<b>.293</b>	<b>57</b>	<b>60</b>	<b>8</b>	<b>23</b>	<b>31</b>
<b>Opponents</b>	<b>3.76</b>	<b>34</b>	<b>19</b>	<b>53</b>	<b>53</b>	<b>2</b>	<b>2</b>	<b>2</b>	<b>11</b>	<b>466.2</b>	<b>474</b>	<b>237</b>	<b>195</b>	<b>173</b>	<b>386</b>	<b>73</b>	<b>11</b>	<b>18</b>	<b>1779</b>	<b>.266</b>	<b>40</b>	<b>44</b>	<b>6</b>	<b>22</b>	<b>33</b>

PB - Team (10), Buffington 5, Leasure 5, Opp (4). Pickoffs - Team (6), Sabo 2, Beylick 1, Stamler 1, Spence 1, Leasure 1, Opp (12). SBA/ATT - Leasure (50-72), Buffington (10-13), Spence (7-13), Bialakis (9-13), Buster (7-10), Merritt (7-9), Byelick (3-8), Smith (7-7), Foggo (6-7), Pillsbury (3-5), Sabo (3-4), Taglieri (2-3), Beckley (2-3), Stamler (2-2), Connolly (1-1), Barbee (1-1).



**THOMAS STADIUM**  
CAPACITY: 1,000

## ETSU BUCS

### Basic information

Location: ..... Johnson City, Tenn.  
 Founded: ..... 1911  
 Enrollment: ..... 14,353  
 Nickname: ..... Buccaneers  
 Colors: ..... Navy Blue and Gold  
 President: ..... Dr. Brian Noland  
 Director of athletics: ..... Scott Carter

### Team information

2018 record: ..... 28-25  
 SoCon record: ..... 11-13 (6th)  
 Home: ..... 12-10  
 Away: ..... 14-12  
 Neutral: ..... 2-3  
 Letterwinners returning/lost: ..... 10/18  
 Position starters returning/lost: ..... 10/17  
 Starting pitchers returning/lost: ..... 1/3  
 Newcomers: ..... 17

### Media relations

Baseball contact: ..... Mike Ezekiel  
 Email: ..... etsusportsinfo@etsu.edu  
 Office: ..... 423-439-8212  
 Cell: ..... 256-349-1290  
 Press box phone: ..... 770-542-7873  
 Website: ..... ETSUBucs.com



Mike Ezekiel  
Baseball SID

### SoCon regular-season titles (2)

1980, 1981

### SoCon Championship titles (0)

### NCAA appearances (2)

1980, 1981

## 2019 SCHEDULE

Date	Opponent	Time (ET)
F15	IONA	4 p.m.
F16	IONA	2 p.m.
F17	IONA	1 p.m.
F19	at Virginia Tech	4 p.m.
F22	WAGNER	4 p.m.
F23	WAGNER	2 p.m.
F24	WAGNER	1 p.m.
F26	at Clemson	4 p.m.
M1	LIU BROOKLYN	4 p.m.
M2	LIU BROOKLYN	2 p.m.
M3	LIU BROOKLYN	1 p.m.
M6	at Vanderbilt	5:30 p.m.
M8	at Georgia State	4 p.m.
M9	at Georgia State	2 p.m.
M10	at Georgia State	1 p.m.
M13	at Gardner-Webb	5 p.m.
M16	NJIT	1 p.m.
M16	NJIT	3:30 p.m.
M17	NJIT	1 p.m.
M19	TENNESSEE	6 p.m.
M22	WESTERN CAROLINA*	6 p.m.
M23	WESTERN CAROLINA*	2 p.m.
M24	WESTERN CAROLINA*	1 p.m.
M26	at Tennessee	6 p.m.
M27	UNC ASHEVILLE	6 p.m.
M29	GEORGETOWN	6 p.m.
M30	GEORGETOWN	2 p.m.
M31	GEORGETOWN	1 p.m.
A2	RADFORD	6 p.m.
A5	at VMI*	6 p.m.
A6	at VMI*	2 p.m.
A7	at VMI*	1 p.m.
A10	VIRGINIA TECH	6 p.m.
A12	at Furman*	6 p.m.
A13	at Furman*	4 p.m.
A14	at Furman*	1 p.m.
A16	APPALACHIAN STATE	6 p.m.
A19	WOFFORD*	6 p.m.
A20	WOFFORD*	2 p.m.
A21	WOFFORD*	1 p.m.
A26	at Mercer*	6 p.m.
A27	at Mercer*	2 p.m.
A28	at Mercer*	1 p.m.
A30	at UNC Asheville	6 p.m.
M3	UNCG*	6 p.m.
M4	UNCG*	2 p.m.
M5	UNCG*	1 p.m.
M10	at The Citadel*	4 p.m.
M11	at The Citadel*	2 p.m.
M12	at The Citadel*	1 p.m.
M14	GARDNER-WEBB	6 p.m.
M16	SAMFORD*	6 p.m.
M17	SAMFORD*	2 p.m.
M18	SAMFORD*	1 p.m.
M21-26	at SoCon Championship (Fluor Field; Greenville, S.C.)	

\* - Southern Conference game

## 2019 BUCS ROSTER

No.	Name	Pos.	B/T	Ht.	Wt.	Cl.	Hometown/previous school
1	Markell Graham	OF	R/R	5-8	175	Fr.	Fayetteville, Ga./Sandy Creek
2	Nathaniel Tate	RHP/C	R/R	5-11	150	Fr.	Manchester, Tenn./Coffee County Central
4	Hooper Mills	LHP/1B	L/L	5-11	205	Jr.	Brentwood, Tenn./Cleveland State
5	Quinn Buffington	OF	R/L	6-0	175	Fr.	Camp Hill, Pa./Camp Hill
6	Jackson Greer	C	R/R	6-2	215	Jr.	Knoxville, Tenn./Central
7	Noah Hill	IF	R/R	5-10	157	Jr.	Ringgold, Ga./Cleveland State
8	Guiseppe Arcuri	IF	R/R	5-7	183	Fr.	Allentown, N.J./Allentown
9	Jake Lyle	IF	R/R	5-9	175	Jr.	Spring Hill, Tenn./Volunteer State
10	Cade Gilbert	IF	R/R	6-0	190	Jr.	Ringgold, Ga./Ringgold
11	Micah Kaczor	RHP	R/R	6-1	210	Sr.	Tampa, Fla./St. Petersburg
12	Daniel Sweeney	RHP	R/R	6-5	210	R-Sr.	Johnson City, Tenn./Science Hill
13	David Bean	OF	R/L	5-9	170	So.	Knoxville, Tenn./Bearden
14	Cullen Smith	IF	L/R	5-11	180	Jr.	Lebanon, Tenn./Wilson Central
15	Walker Joyce	RHP	R/R	6-0	180	So.	Mooreville, N.C./Rockingham
16	Riley Maypothor	RHP	R/R	6-1	178	Fr.	Wall Township, N.J./St. Rose
17	Kevin Christy	OF	R/R	5-10	180	Fr.	Abingdon, Va./Abingdon
18	James Giambalvo	RHP	R/R	5-10	155	Sr.	Alhambra, Calif./Glendale
20	Sean Kearney	IF	R/R	5-11	190	Fr.	Powell, Tenn./Knoxville Catholic
23	Reese Farmer	IF	R/R	6-1	180	Jr.	Winterville, N.C./Pitt
24	Ethan Cady	1B/OF	L/L	5-11	195	Jr.	Soddy Daisy, Tenn./Columbia State
25	Tyler Cox	OF/1B	R/R	5-9	240	Jr.	Junction City, Kan./Maple Wood
26	Colby Emmertz	C	R/R	5-8	175	Fr.	Hampstead, N.C./Topsail
27	Kyle Richardson	C	R/R	5-9	205	Fr.	Zionsville, Ind./Zionsville Community
28	Cullen Monette	RHP	R/R	6-4	210	Jr.	Milton, Ga./West Georgia Tech
30	Colby Stuart	LHP	L/L	6-6	200	Fr.	Elon, N.C./Western Alamance
31	Zach Kirby	RHP	R/R	6-0	212	Fr.	Upland, Calif./Damien
32	Matt Mercer	LHP	L/L	6-0	178	So.	Chattanooga, Tenn./Chattanooga Christian
33	Trey Oglesby	RHP	R/R	6-2	225	Fr.	Knoxville, Tenn./Carter
34	Daulton Montagna	LHP	L/L	5-9	175	Fr.	Pennsville, N.J./Pennsville Memorial
36	Joseph Acosta	RHP	R/R	6-1	165	Fr.	Vineland, N.J./Vineland
37	Ethan Shelton	OF/IF	R/R	5-9	193	Fr.	Lebanon, Tenn./Wilson Central
40	Landon Knack	RHP/1B	L/R	6-0	240	Jr.	Johnson City, Tenn./Walters
43	Matthew Bollenbacher	RHP	R/R	6-0	178	Fr.	Powder Springs, Ga./Harrison
44	Ben Jackson	C/OF	R/R	5-8	190	So.	Guyton, Ga./Savannah Christian
45	Thomas Murphy	RHP	R/R	6-2	240	Fr.	Whitby, Ontario, Canada/Sinclair Secondary

## HEAD COACH JOE PENNUCCI



**Alma mater:** ..... Northern Colorado, 2002  
**Hometown:** ..... Loveland, Colo.  
**Career record (years):** ..... 28-25 (1)  
**School record (years):** ..... Same  
**SoCon record (years):** ..... 11-13 (1)  
**SoCon Championship record (appearances):** ..... 1-2 (1)  
**NCAA appearances:** ..... 0

### Assistant coaches

Micah Posey ..... 2nd season (Florida State, 2011)  
 Ross Oeder ..... 2nd season (Wright State, 2008)  
 Zach Murray ..... 1st season (Augusta University, 2015)





**SENIOR JAMES GIAMBALVO**

## 2018 RESULTS (28-25, 11-13 SOCON; 6TH)

Date	Opponent	Result	Date	Opponent	Result
F16	Northern Kentucky	W, 6-2	A17	Tennessee	L, 2-6
F18	Northern Kentucky	W, 7-2 (7)	A20	at Tulane	W, 9-1
F18	Northern Kentucky	L, 4-5	A21	at Tulane	L, 7-21
F23	at Florida Gulf Coast	W, 10-8	A21	at Tulane	L, 4-9
F24	at Florida Gulf Coast	L, 1-6	A25	Radford	W, 2-0
F25	at Florida Gulf Coast	L, 2-11	A27	at Western Carolina*	W, 11-4
M2	at Tennessee	W, 10-9	A28	at Western Carolina*	W, 14-12
M3	vs. Middle Tennessee ^	L, 8-16	A29	at Western Carolina*	W, 11-8
M4	vs. Memphis ^	W, 8-2	M3	The Citadel*	L, 5-6
M7	Eastern Kentucky	W, 12-7	M4	The Citadel*	W, 11-5
M9	Winthrop	W, 8-4	M6	The Citadel*	W, 11-5
M10	Winthrop	W, 7-3	M8	at Marshall	W, 8-2
M10	Winthrop	W, 10-5	M11	Furman*	W, 15-2
M16	at William and Mary	L, 0-1	M12	Furman*	L, 5-6
M17	at William and Mary	W, 3-2 (10)	M13	Furman*	L, 4-9
M18	at William and Mary	L, 2-3	M17	at Wofford*	L, 4-8
M20	at Tennessee	W, 9-6	M18	at Wofford*	W, 4-2
M23	at Samford*	W, 7-4	M19	at Wofford*	L, 8-9 (11)
M24	at Samford*	L, 2-6	M23	vs. Wofford \$	L, 7-8 (10)
M25	at Samford*	W, 2-1	M24	vs. Furman \$	W, 5-2
M27	UNC Asheville	W, 12-4	M25	vs. Western Carolina \$	L, 8-11
M29	Mercer*	L, 4-10			
M30	Mercer*	L, 3-5			
M31	Mercer*	L, 4-8			
A4	at Radford	W, 9-8			
A6	VMI*	L, 7-8			
A8	VMI*	W, 6-4			
A8	VMI*	W, 7-3			
A10	at Eastern Kentucky	L, 4-9			
A13	at UNCG*	L, 4-7			
A14	at UNCG*	W, 8-5			
A14	at UNCG*	L, 3-12			

\* - Southern Conference game  
 ^ - Knoxville, Tenn.  
 \$ - SoCon Championship (Fluor Field; Greenville, S.C.)

## 2018 STATISTICS

Batting	AVG	GP	GS	AB	R	H	2B	3B	HR	RBI	TB	SLG%	BB	HBP	SO	GDP	OB%	SF	SH	SB	ATT	PO	A	E	FLD%
Chris Cook	.364	52	52	217	52	79	22	0	6	40	119	.548	24	8	29	4	.444	1	4	5	8	68	138	10	.954
Christian Bailey	.345	46	45	168	27	58	15	0	3	45	82	.488	16	7	47	2	.420	2	3	3	4	364	20	3	.992
Caleb Longley	.309	51	51	191	43	59	20	1	14	50	123	.644	20	12	66	2	.399	5	0	4	6	78	4	1	.988
Aaron Maher	.308	52	52	221	42	68	9	2	9	40	108	.489	19	4	28	2	.365	5	1	7	13	110	2	3	.974
Cullen Smith	.295	47	46	183	32	54	12	1	2	22	74	.404	19	5	54	1	.375	1	4	8	10	72	124	8	.961
David Beam	.283	38	31	113	24	32	6	0	2	8	44	.389	19	4	24	4	.401	1	2	2	2	49	0	2	.961
Ben Jackson	.279	48	45	172	32	48	7	0	3	22	64	.372	20	15	50	1	.399	1	2	4	5	177	11	4	.979
Cade Gilbert	.262	48	43	168	22	44	3	1	2	25	55	.327	6	2	30	3	.292	2	4	2	2	44	78	10	.924
Jackson Greer	.235	41	38	136	19	32	6	0	9	26	65	.478	23	2	51	1	.350	2	0	0	0	279	36	2	.994
Hunter Parker	.225	48	43	142	28	32	7	0	2	18	45	.317	26	3	33	0	.351	3	2	8	12	108	0	3	.973
Brandon Parrott	.208	12	5	24	4	5	1	0	0	1	6	.250	4	0	7	1	.321	0	0	0	0	0	0	0	.000
Ethan Rice	.188	24	7	32	8	6	2	3	1	3	17	.531	5	0	13	0	.289	1	3	1	1	3	0	1	.750
Sean Kearney	.164	30	18	61	6	10	1	0	0	10	11	.180	5	0	15	1	.224	1	5	0	0	32	22	5	.915
Sam Stewart	.000	6	1	7	0	0	0	0	0	0	0	.000	1	0	6	0	.125	0	0	0	0	0	0	0	.000
Brock Beeler	.000	6	0	2	0	0	0	0	0	1	0	.000	1	0	1	0	.333	0	0	0	0	3	0	0	1.000
James Giambalvo	.000	1	0	0	0	0	0	0	0	0	0	.000	0	0	0	0	.000	0	0	0	3	8	0	0	1.000
<b>Totals</b>	<b>.287</b>	<b>53</b>	<b>53</b>	<b>1837</b>	<b>339</b>	<b>527</b>	<b>111</b>	<b>8</b>	<b>53</b>	<b>311</b>	<b>813</b>	<b>.443</b>	<b>208</b>	<b>62</b>	<b>454</b>	<b>22</b>	<b>.374</b>	<b>25</b>	<b>30</b>	<b>44</b>	<b>63</b>	<b>1405</b>	<b>489</b>	<b>59</b>	<b>.970</b>
<b>Opponents</b>	<b>.289</b>	<b>53</b>	<b>53</b>	<b>1875</b>	<b>330</b>	<b>542</b>	<b>77</b>	<b>19</b>	<b>53</b>	<b>306</b>	<b>816</b>	<b>.435</b>	<b>194</b>	<b>34</b>	<b>406</b>	<b>24</b>	<b>.363</b>	<b>19</b>	<b>27</b>	<b>47</b>	<b>71</b>	<b>1401</b>	<b>443</b>	<b>43</b>	<b>.977</b>

LOB - Team (422), Opp (416). DPs turned - Team (32), Opp (25). CI - Team (2), Greer 1, Jackson 1. IBB - Team (5), Longley (2), Cook (1), Bailey (1), Maher (1). Pick-off - Parker (3), Bailey (2), Smith (2), Gilbert (2), Cook (1), Maher (1), Beam (1), Longley (1)


Pitching	ERA	W	L	APP	GS	CG	SHO	CBO	SV	IP	H	R	ER	BB	SO	2B	3B	HR	AB	B/Avg	WP	HBP	BK	SFA	SHA
Michal Kaczor	5.01	5	4	14	14	0	0	0	0	82.2	84	52	45	29	75	10	2	14	326	.258	5	3	0	0	4
Ryan Simpler	5.14	7	6	15	15	1	0	0	0	96.1	126	63	55	15	94	16	2	10	403	.313	9	8	0	2	3
Russell Koesters	5.77	3	3	15	10	0	0	1	0	57.2	63	38	37	23	39	13	5	6	221	.285	7	1	2	6	3
Brock Beeler	0.00	0	0	5	0	0	0	0	0	4.1	2	6	0	4	4	0	0	16	.125	0	1	0	0	0	
Corey Bates	0.00	1	0	3	0	0	0	0	0	0.2	0	0	0	2	1	0	0	3	.000	0	1	1	0	0	
Chase Scovill	0.00	0	0	1	0	0	0	0	0	0.1	2	2	0	0	0	0	0	1	.667	0	0	0	0	0	
James Giambalvo	3.38	3	3	23	0	0	0	1	6	37.1	36	20	14	14	38	5	3	2	140	.257	2	3	1	2	4
Aaron Maher	3.63	0	1	12	1	0	0	1	6	17.1	12	7	7	18	19	3	0	2	63	.190	1	0	0	0	0
Drew Korzybski	4.27	2	4	24	1	0	0	1	1	52.2	68	33	25	18	40	7	5	3	217	.313	6	5	0	2	4
Dominick Stefanacci	5.10	0	2	20	1	0	0	1	2	30.0	31	21	17	24	20	3	0	3	111	.279	3	2	0	1	5
Daniel Sweeney	6.08	3	2	17	9	0	0	1	1	37.0	48	17	25	14	35	9	0	6	153	.314	2	5	0	1	0
Logan Gentry	6.89	3	0	16	1	0	0	1	0	31.1	40	25	24	14	21	7	0	4	131	.305	2	1	0	0	3
Carter Linton	8.16	1	0	14	0	0	0	0	0	14.1	19	13	13	8	13	2	2	2	58	.328	0	4	1	3	1
Matt Mercer	17.05	0	0	5	1	0	0	0	0	6.1	11	12	12	11	7	2	0	30	.367	2	0	1	2	0	
<b>Totals</b>	<b>5.28</b>	<b>28</b>	<b>25</b>	<b>53</b>	<b>53</b>	<b>1</b>	<b>1</b>	<b>1</b>	<b>16</b>	<b>468.1</b>	<b>542</b>	<b>330</b>	<b>275</b>	<b>194</b>	<b>406</b>	<b>77</b>	<b>19</b>	<b>53</b>	<b>1875</b>	<b>.289</b>	<b>39</b>	<b>34</b>	<b>6</b>	<b>19</b>	<b>27</b>
<b>Opponents</b>	<b>5.76</b>	<b>25</b>	<b>28</b>	<b>53</b>	<b>53</b>	<b>1</b>	<b>1</b>	<b>1</b>	<b>8</b>	<b>467.0</b>	<b>527</b>	<b>339</b>	<b>299</b>	<b>208</b>	<b>454</b>	<b>111</b>	<b>8</b>	<b>53</b>	<b>1837</b>	<b>.287</b>	<b>47</b>	<b>62</b>	<b>8</b>	<b>25</b>	<b>30</b>

PB - Team (6), Greer 3, Jackson 3, Opp (5). Pickoffs - Team (5), Simpler 3, Greer 1, Kaczor 1, Opp (14). SBA/ATT - Greer (27-47), Jackson (20-23), Simpler (8-12), Koesters (5-10), Stefanacci (6-9), Korzybski (4-9), Maher (8-8), Kaczor (5-8), Gentry (5-6), Sweeney (3-4), Giambalvo (2-3), Beeler (1-1), Linton (0-1).



# FURMAN

## FURMAN PALADINS



**LATHAM STADIUM**  
CAPACITY: 2,000

### Basic information

Location: ..... Greenville, S.C.  
Founded: ..... 1826  
Enrollment: ..... 2,600  
Nickname: ..... Paladins  
Colors: ..... Purple and White  
President: ..... Dr. Elizabeth Davis  
Director of athletics: ..... Mike Buddie

### Team information

2018 record: ..... 24-28  
SoCon record: ..... 9-12 (7th)  
Home: ..... 13-14  
Away: ..... 10-12  
Neutral: ..... 1-2  
Letterwinners returning/lost: ..... 17/10  
Position starters returning/lost: ..... 5/6  
Starting pitchers returning/lost: ..... 10/6  
Newcomers: ..... 13

### Media relations

Baseball contact: ..... Hunter Reid  
Email: ..... hunter.reid@furman.edu  
Office: ..... 864-294-2061  
Cell: ..... 864-567-1663  
Press box: ..... 864-294-3066  
Website: ..... FurmanPaladins.com



Hunter Reid  
Baseball SID

### SoCon regular-season titles (4)

1965, 1969, 1971, 1976

### SoCon Championship titles (2)

1991, 2005

### NCAA appearances (5)

1965, 1969, 1976, 1991, 2005

## 2019 SCHEDULE

Date	Opponent	Time (ET)
F15	MOREHEAD STATE	5 p.m.
F16	MOREHEAD STATE	1 p.m.
F17	MOREHEAD STATE	1 p.m.
F19	USC UPSTATE	4 p.m.
F20	at Gardner-Webb	5 p.m.
F22	LA SALLE	5 p.m.
F23	LA SALLE	1 p.m.
F24	LA SALLE	1 p.m.
F27	UNC ASHEVILLE	5 p.m.
M1	at Wake Forest	1 p.m.
M2	vs. Wake Forest^	4 p.m.
M3	WAKE FOREST@	1 p.m.
M5	CLEMSON@	6 p.m.
M8	OHIO STATE@	5 p.m.
M9	vs. Michigan State@	2 p.m.
M10	APPALACHIAN STATE@	9 a.m.
M13	at USC Upstate	6 p.m.
M15	at College of Charleston	4 p.m.
M16	at College of Charleston	2 p.m.
M17	at College of Charleston	1 p.m.
M19	SOUTH CAROLINA@	6 p.m.
M22	at Samford*	6 p.m.
M23	at Samford*	2 p.m.
M24	at Samford*	1 p.m.
M26	at Winthrop	6 p.m.
M27	GARDNER-WEBB	6 p.m.
M29	THE CITADEL*	6 p.m.
M30	THE CITADEL*	4 p.m.
M31	THE CITADEL*	1 p.m.
A2	WINTHROP	6 p.m.
A3	at Georgia State	5 p.m.
A5	at UNC*G*	6 p.m.
A6	at UNC*G*	3 p.m.
A7	at UNC*G*	1 p.m.
A10	at Clemson	6:30 p.m.
A12	ETSU*	6 p.m.
A13	ETSU*	4 p.m.
A14	ETSU*	1 p.m.
A16	at UNC Asheville	6 p.m.
A18	at Western Carolina*	6 p.m.
A19	at Western Carolina*	5 p.m.
A20	at Western Carolina*	2 p.m.
A24	GEORGIA STATE	6 p.m.
A26	KANSAS	6 p.m.
A27	KANSAS	4 p.m.
A28	KANSAS	12 p.m.
M3	VMI*	6 p.m.
M4	VMI*	4 p.m.
M5	VMI*	1 p.m.
M8	at South Carolina	7 p.m.
M10	at Wofford*	5 p.m.
M11	at Wofford*	1 p.m.
M12	at Wofford*	1 p.m.
M16	MERCER*	6 p.m.
M17	MERCER*	1 p.m.
M18	MERCER*	1 p.m.
M21-26	at SoCon Championship (Flour Field; Greenville, S.C.)	

\* - Southern Conference game  
^ - BB&T Stadium (Charlotte, N.C.)  
@ - Flour Field (Greenville, S.C.)

## 2019 PALADINS ROSTER

No.	Name	Pos.	B/T	Ht.	Wt.	Cl.	Hometown/previous school
1	Banks Griffith	INF	R/R	6-1	170	Fr.	Gainesville, Ga./Gainesville
2	Deon Sanders	1B	R/R	6-0	225	R-Jr.	Franklin, Tenn./Centennial
3	Bret Huebner	INF	R/R	5-10	175	Sr.	Andover, Minn./Cretin-Derham Hall
5	David Webel	OF	R/R	5-10	170	R-So.	Coral Gables, Fla./Coral Gables
6	Jabari Richards	OF	L/L	6-0	180	Sr.	Fayetteville, Ga./Whitewater
7	Logan Taplett	C	R/R	5-11	180	Jr.	Palm Beach Gardens, Fla./The Benjamin School
8	John Michael Boswell	C	R/R	6-0	210	Sr.	Atlanta, Ga./Paideia
9	Dax Roper	C/INF	R/R	6-2	220	Jr.	Honea Path, S.C./Florence-Darlington Tech
12	Rob Hughes	RHP	R/R	6-3	220	Fr.	Rock Hill, S.C./Northwestern
14	Mason Kenney	RHP/INF	R/R	6-1	190	Fr.	Milton, Ga./Milton
16	David Dunlavey	RHP	R/R	6-2	205	R-Jr.	Spartanburg, S.C./Spartanburg
17	Zach Ahearn	INF	R/R	5-9	170	Fr.	Mt. Pleasant, S.C./Wando
18	Joshua Germany	RHP	R/R	6-0	210	Fr.	Alpharetta, Ga./Milton
19	Jake Crawford	3B/P	R/R	6-1	180	Sr.	Honea Path, S.C./Belton-Honea Path
20	Andrew Holweger	LHP	L/L	6-3	175	Jr.	Springboro, Ohio./Springboro
21	Nik Verbeke	RHP	R/R	6-3	190	Sr.	Cumming, Ga./Forsyth Central
22	Trent Alley	RHP	R/R	6-4	185	Jr.	Charlotte, N.C./Charlotte County Day School
23	Jordan Starkes	OF	R/R	6-0	180	Fr.	Charlotte, N.C./Northwestern
24	Anthony Sasso	RHP	R/R	5-10	190	Fr.	Colts Neck, N.J./Colts Neck
25	Matt Lazzaro	LHP	L/L	6-0	175	So.	Marietta, Ga./Lassiter
26	Eric Taylor	RHP	R/R	6-3	175	Sr.	Rock Hill, S.C./Northwestern
30	Logan Kellerman	C	R/R	5-8	165	Fr.	Moorestown, N.J./St. Joesph's Prep
32	John Michael Bertrand	LHP	L/L	6-3	205	R-So.	Alpharetta, Ga./Blessed Trinity School
33	Jared Mihalik	OF/3B	R/R	6-2	230	So.	Johns Creek, Ga./Johns Creek
34	Austin Wood	RHP	R/R	6-5	210	Jr.	Niwot, Colo./Silver Creek
35	Sterling Turmon	OF	L/R	6-4	220	R-So.	Greenville, S.C./Spartanburg Methodist
36	Rutty Jones	RHP	R/R	6-6	215	Sr.	Marietta, Ga./Mt. Paran Christian School
40	Jeremiah Garcia	LHP	L/L	6-1	195	Jr.	Fountain Inn, S.C./USC Lancaster
41	MJ Sasapsan	C	S/R	5-10	165	So.	Marietta, Ga./Lassiter
42	Justin Reid	OF	R/R	6-1	190	So.	Atlanta, Ga./North Springs Charter
43	Hank Nicols	LHP	L/L	6-5	210	Jr.	Greenville, S.C./South Carolina
44	Anthony Fontana	1B	L/L	6-3	225	Fr.	Wantagh Senior

## HEAD COACH BRETT HARKER



Alma mater: ..... College of Charleston, 2006  
Hometown: ..... Greenville, S.C.  
Career record (years): ..... 57-56 (2)  
School record (years): ..... Same  
SoCon record (years): ..... 23-22 (2)  
SoCon Championship record (appearances): ..... 4-4 (2)  
NCAA appearances: ..... 0

### Assistant coaches

Taylor Harbin ..... 4th season (Clemson, 2015)  
Kaleb Davis ..... 3rd season (Anderson, 2011)  
Andrew Cox ..... 1st season (Clemson, 2018)



# PALADINS



**SENIOR JABARI RICHARDS**

## 2018 RESULTS (24-28, 9-12 SOCON; 7TH)

Date	Opponent	Result	Date	Opponent	Result
F16	Marist	W, 13-4	A10	Winthrop	L, 5-4
F17	Marist	W, 5-4	A13	Wofford*	W, 4-3
F18	Marist	W, 7-6	A14	Wofford*	L, 5-13
F20	at Clemson	L, 4-12	A14	Wofford*	L, 2-5
F23	at NC State	L, 0-10	A18	at Gardner-Webb	W, 15-12
F24	at NC State	L, 2-9	A20	at VMI*	L, 1-12
F25	at NC State	L, 0-9	A21	at VMI*	L, 7-13
F27	at South Carolina	W, 6-4	A22	at VMI*	L, 1-19
M2	Central Connecticut State	W, 12-8	A24	South Carolina ^	L, 2-10
M3	Central Connecticut State	L, 2-10	A28	at The Citadel*	W, 11-5
M4	Central Connecticut State	W, 9-1	A28	at The Citadel*	L, 1-6
M6	Penn	W, 14-4	A29	at The Citadel*	W, 6-1
M7	Penn	W, 4-1	M4	Western Carolina*	W, 13-4
M9	vs. Michigan State ^	W, 3-2	M5	Western Carolina*	L, 1-2
M10	Illinois ^	L, 5-14	M6	Western Carolina*	L, 2-5
M13	at Winthrop	W, 8-3	M11	at ETSU*	L, 2-15
M15	Harvard	W, 16-3	M12	at ETSU*	W, 6-5
M16	Harvard	L, 2-6	M13	at ETSU*	W, 9-4
M16	Harvard	W, 7-6	M23	vs. Samford \$	L, 0-4
M17	Harvard	W, 8-6	M24	vs. ETSU \$	L, 2-5
M21	College of Charleston	W, 15-6			
M23	at Wichita State	L, 1-11			
M24	at Wichita State	L, 3-14			
M25	at Wichita State	L, 1-3			
M27	Clemson ^	L, 5-10			
M29	Samford*	L, 3-4			
M30	Samford*	L, 2-4			
M31	Samford*	L, 0-10			
A4	Georgia State	W, 13-12			
A6	at Mercer*	W, 12-9			
A8	at Mercer*	W, 7-6			
A8	at Mercer*	L, 2-3			

\* - Southern Conference game  
 ^ Fluor Field (Greenville, S.C.)  
 \$ - SoCon Championship (Fluor Field; Greenville, S.C.)

## 2018 STATISTICS

Batting	AVG	GP	GS	AB	R	H	2B	3B	HR	RBI	TB	SLG%	BB	HBP	SO	GDP	OB%	SF	SH	SB	ATT	PO	A	E	FLD%
Ben Anderson	.361	52	52	202	46	73	11	7	3	39	107	.530	35	4	48	2	.461	2	0	5	13	130	3	2	.985
Jason Costa	.312	46	46	173	32	54	10	0	9	38	91	.526	25	6	41	3	.415	1	0	0	29	1	2	.938	
Bret Huebner	.293	52	52	174	36	51	7	0	1	22	61	.351	14	4	22	7	.354	3	5	2	2	80	162	15	.942
Jake Crawford	.276	48	47	192	32	53	8	0	5	24	76	.396	9	4	38	5	.320	1	0	2	2	41	94	7	.951
Logan Taplett	.273	45	42	143	18	39	4	1	0	19	45	.315	15	3	27	4	.354	0	3	0	0	256	27	4	.986
Sims Griffith	.272	47	47	147	30	40	4	2	2	20	54	.367	16	1	31	5	.348	0	11	1	4	88	99	9	.954
Brandon Elmy	.265	50	50	196	29	52	13	2	7	33	90	.459	13	3	49	4	.318	2	0	0	0	389	29	7	.984
Jabari Richards	.255	46	45	165	23	42	7	3	6	31	73	.442	12	2	40	3	.313	0	2	10	12	73	4	1	.987
Jared Mihalik	.254	24	13	63	9	16	3	0	4	13	31	.492	3	3	22	0	.319	0	0	0	0	14	6	3	.870
Landon Kay	.240	50	49	167	22	40	7	1	1	11	52	.311	32	0	58	2	.362	0	4	6	10	126	4	5	.963
Dillon Love	.269	19	4	26	4	7	0	0	0	3	7	.269	2	0	10	0	.321	0	0	0	0	12	17	3	.906
John Michael Boswell	.239	26	9	46	3	11	2	0	0	3	13	.283	0	2	13	1	.271	0	0	0	0	43	2	1	.978
Deon Sanders	.143	18	3	21	4	3	1	0	2	4	10	.476	5	0	9	1	.308	0	0	0	0	24	1	1	.962
Trent Alley	.118	10	3	17	0	2	1	0	0	0	3	.176	0	0	6	0	.118	0	0	0	0	2	0	0	1.000
David Webel	.091	25	5	22	3	2	0	0	0	0	2	.091	4	1	10	1	.259	0	0	1	2	15	1	0	1.000
Nick Tiano	.000	8	1	7	0	0	0	0	0	1	0	.000	1	0	5	0	.125	0	0	0	0	4	3	0	1.000
MJ Sasapan	.000	9	0	6	0	0	0	0	0	1	0	.000	0	0	1	0	.000	0	0	0	0	7	3	0	1.000
Pat Sisk	.000	5	0	3	1	0	0	0	0	0	0	.000	1	0	2	0	.250	0	0	0	0	2	1	0	1.000
Justin Reid	.000	2	0	1	0	0	0	0	0	0	0	.000	0	0	1	0	.000	0	0	0	0	0	0	0	.000
<b>Totals</b>	<b>.274</b>	<b>52</b>	<b>52</b>	<b>1771</b>	<b>292</b>	<b>485</b>	<b>78</b>	<b>16</b>	<b>40</b>	<b>262</b>	<b>715</b>	<b>.404</b>	<b>187</b>	<b>33</b>	<b>433</b>	<b>38</b>	<b>.353</b>	<b>9</b>	<b>25</b>	<b>27</b>	<b>45</b>	<b>1350</b>	<b>518</b>	<b>66</b>	<b>.966</b>
<b>Opponents</b>	<b>.311</b>	<b>52</b>	<b>52</b>	<b>1820</b>	<b>353</b>	<b>566</b>	<b>89</b>	<b>7</b>	<b>69</b>	<b>326</b>	<b>876</b>	<b>.481</b>	<b>203</b>	<b>38</b>	<b>328</b>	<b>41</b>	<b>.385</b>	<b>35</b>	<b>18</b>	<b>75</b>	<b>91</b>	<b>1354</b>	<b>512</b>	<b>67</b>	<b>.966</b>

LOB - Team (379), Opp (413). DPs turned - Team (53), Opp (47). TPs turned - Team (1). CI - Team (2), Taplett 2, IBB - Team (2), Crawford 1, Mihalik 1, Opp (8). Picked off - Richards 2, Anderson 2, Webel 1, Huebner 1, Griffith 1.

Pitching	ERA	W	L	APP	GS	CG	SHO	CBO	SV	IP	H	R	ER	BB	SO	2B	3B	HR	AB	B/Avg	WP	HBP	BK	SFA	SHA
Tyler Kimbrell	3.79	1	0	25	0	0	0	0	6	35.2	32	16	15	18	46	5	0	4	130	.246	3	0	0	3	4
Nik Verbeke	4.50	5	5	15	12	0	0	0	0	68.0	86	45	34	30	47	12	1	8	273	.315	4	5	0	5	2
Matt Lazzaro	4.85	3	4	10	9	0	0	0	0	52.0	62	35	28	10	34	9	0	7	214	.290	3	3	4	3	2
John M. Bertrand	4.88	5	3	16	7	1	0	0	0	51.2	71	35	28	12	24	9	0	7	217	.327	5	0	0	2	2
Grant Schuermann	4.98	4	8	14	12	1	0	0	1	81.1	98	54	45	18	53	15	1	12	323	.303	2	6	0	5	0
Jake Crawford	5.92	1	1	12	3	0	0	0	2	24.1	28	17	16	13	23	6	0	3	100	.280	4	1	0	2	1
Heath Hawkins	6.10	0	2	14	0	0	0	0	0	20.2	26	20	14	20	14	6	0	3	83	.313	2	4	0	2	0
Jordan Beatson	6.45	2	2	21	2	0	0	0	1	44.2	46	34	32	20	30	5	1	13	167	.275	4	7	1	2	5
Austin Wood	8.84	1	0	15	0	0	0	0	0	19.1	35	20	20	9	9	6	2	4	90	.389	1	2	0	2	1
Trent Alley	9.09	3	3	12	7	0	0	0	0	32.2	44	38	33	22	31	5	2	6	133	.331	7	6	1	3	1
Andrew Holweger	6.34	0	0	6	0	0	0	0	0	7.0	13	8	5	6	4	5	0	1	33	.394	2	0	0	2	0
Jonathan Mouw	15.63	0	0	7	0	1	0	0	1	6.1	10	12	11	7	8	3	0	0	25	.400	1	2	0	2	0
Seth Chestnut	16.88	0	0	5	0	0	0	0	0	2.2	4	5	5	10	3	1	0	0	11	.364	2	0	0	1	0
Hunter Baker	27.00	0	0	2	0	0	0	0	0	1.0	3	3	3	2	0	1	0	0	5	.600	0	2	0	1	0
Rutty Jones	37.12	0	0	5	0	0	0	0	0	2.2	8	11	11	6	2	1	0	1	16	.500	1	0	0	0	0
<b>Totals</b>	<b>5.98</b>	<b>24</b>	<b>28</b>	<b>52</b>	<b>52</b>	<b>2</b>	<b>0</b>	<b>0</b>	<b>11</b>	<b>450.0</b>	<b>566</b>	<b>353</b>	<b>299</b>	<b>203</b>	<b>328</b>	<b>89</b>	<b>7</b>	<b>69</b>	<b>1820</b>	<b>.311</b>	<b>41</b>	<b>38</b>	<b>6</b>	<b>35</b>	<b>18</b>
<b>Opponents</b>	<b>4.89</b>	<b>28</b>	<b>24</b>	<b>52</b>	<b>52</b>	<b>6</b>	<b>4</b>	<b>4</b>	<b>7</b>	<b>451.1</b>	<b>485</b>	<b>292</b>	<b>245</b>	<b>187</b>	<b>433</b>	<b>78</b>	<b>16</b>	<b>40</b>	<b>1771</b>	<b>.274</b>	<b>45</b>	<b>33</b>	<b>7</b>	<b>9</b>	<b>25</b>

PB - Team (13), Taplett 8, Boswell 3, Costa 2, Opp (5). Pickoffs - Team (10), Schuermann 4, Verbeke 2, Beatson 1, Bertrand 1, Lazzaro 1, Hawkins 1, Opp (7). SBA/ATT - Taplett (51-60), Verbeke (16-17), Schuermann (10-15), Costa (14-14), Boswell (10-10), Alley (8-10), Lazzaro (8-10), Bertrand (5-8), Crawford (7-7), Hawkins (4-6), Beatson (5-5), Wood (4-4), Mouw (2-3), Kimbrell (3-3), Jones (2-2), Baker (1-1).



**ORTHOGEORGIA PARK**  
CAPACITY: 1,500

## MERCER BEARS

### Basic information

Location: ..... Macon, Ga.  
 Founded: ..... 1833  
 Enrollment: ..... 8,667  
 Nickname: ..... Bears  
 Colors: ..... Orange and Black  
 President: ..... William D. Underwood  
 Director of athletics: ..... Jim Cole

### Team information

2018 record: ..... 38-22  
 SoCon record: ..... 11-13 (5th)  
 Home: ..... 23-10  
 Away: ..... 12-10  
 Neutral: ..... 3-2  
 Letterwinners returning/lost: ..... 22/16  
 Position starters returning/lost: ..... 4/4  
 Starting pitchers returning/lost: ..... 12/8  
 Newcomers: ..... 19

### Media relations

Baseball contact: ..... Gerrit Van Genderen  
 Email: ..... gerrit.w.vangenderen@live.mercer.edu  
 Office: ..... 478-301-5209  
 Cell: ..... 478-733-4239  
 Press box: ..... 919-632-0217  
 Website: ..... MercerBears.com



Gerrit Van Genderen  
Baseball SID

### SoCon regular-season titles (3)

2015, 2016, 2017

### SoCon Championship titles (1)

2015

### NCAA appearances (3)

2010, 2013, 2015

## 2019 SCHEDULE

Date	Opponent	Time (ET)
F15	EVANSVILLE	6 p.m.
F16	EVANSVILLE	2 p.m.
F17	EVANSVILLE	1 p.m.
F20	at Florida A&M	5 p.m.
F22	ALABAMA A&M	6 p.m.
F23	ALABAMA A&M	2 p.m.
F24	ALABAMA A&M	1 p.m.
F26	FLORIDA A&M	6 p.m.
F27	FLORIDA A&M	4 p.m.
M1	at Florida State	6 p.m.
M2	at Florida State	1 p.m.
M3	at Florida State	1 p.m.
M5	GEORGIA STATE	6 p.m.
M6	at Georgia Southern	6 p.m.
M8	INDIANA STATE	6 p.m.
M9	INDIANA STATE	2 p.m.
M10	INDIANA STATE	5 p.m.
M12	SAVANNAH STATE	1 p.m.
M15	BINGHAMTON	6 p.m.
M16	BINGHAMTON	6 p.m.
M17	BINGHAMTON	2 p.m.
M19	GEORGIA TECH	6 p.m.
M22	UNCG*	6 p.m.
M23	UNCG*	2 p.m.
M24	UNCG*	1 p.m.
M26	GEORGIA SOUTHERN	6 p.m.
M29	at Wofford*	6 p.m.
M30	at Wofford*	4 p.m.
M31	at Wofford*	1 p.m.
A5	at The Citadel*	6:30 p.m.
A6	at The Citadel*	2 p.m.
A7	at The Citadel*	1 p.m.
A10	at Georgia State	6 p.m.
A12	WESTERN CAROLINA*	6 p.m.
A13	WESTERN CAROLINA*	2 p.m.
A14	WESTERN CAROLINA*	1 p.m.
A16	KENNESAW STATE	6 p.m.
A18	at VMI*	6 p.m.
A19	at VMI*	4 p.m.
A20	at VMI*	1 p.m.
A23	at Florida A&M	5 p.m.
A26	ETSU*	6 p.m.
A27	ETSU*	2 p.m.
A28	ETSU*	1 p.m.
M3	SAMFORD*	6 p.m.
M4	SAMFORD*	2 p.m.
M5	SAMFORD*	1 p.m.
M8	at Kennesaw State	6 p.m.
M10	at Belmont	6 p.m.
M11	at Belmont	3 p.m.
M12	at Belmont	2 p.m.
M14	at Georgia Tech	6 p.m.
M16	at Furman*	6 p.m.
M17	at Furman*	1 p.m.
M18	at Furman*	1 p.m.
M21-26	at SoCon Championship (Fluor Field; Greenville, S.C.)	

\* - Southern Conference game

## 2019 BEARS ROSTER

No.	Name	Pos.	B/T	Ht.	Wt.	Cl.	Hometown/previous school
2	Kyle Dockus	INF	R/R	6'0"	170	R-Jr.	Loveland, Ohio./Calhoun CC
3	RJ Yeager	INF	R/R	6'3"	200	So.	Lynn Haven, Fla./Mosley
4	Bill Knight	3B	R/R	6'1"	195	Fr.	Augusta, Ga./Burke County
5	Will Bowdoin	RHP	R/R	5'9"	150	Fr.	St. Simons Island, Ga./Glynn Academy
6	Taylor LoBus	RHP	R/R	6'1"	190	R-Jr.	Woodstock, Ga./Etowah
7	Mick Moody	OF/2B	R/R	5'9"	165	Fr.	Williamson, Ga./Jackson County
8	Zach Miller	OF	R/R	6'3"	205	R-So.	Lawrenceville, Ga./West Virginia
10	Angelo Dispigna	INF	L/R	6'5"	205	Fr.	Lawrenceville, Ga./Brookwood
11	Le Bassett	INF	L/R	5'10"	180	So.	Tifton, Ga./Tift County
12	Leyton Pinckney	C	R/R	6'2"	220	Fr.	Kathleen, Ga./Veterans
13	David Posas	OF	B/R	6'0"	198	R-Jr.	Valdosta, Ga./Valdosta
14	Peyton Berry	RHP	R/R	6'2"	220	Fr.	Kennesaw, Ga./Harrison
15	Beau Healy	LHP	L/L	6'3"	200	So.	Chattahoochee Hills, Ga./Southern Union State
16	Tanner Hall	LHP	L/L	6'0"	185	Jr.	Warner Robins, Ga./Armstrong State
17	Alex Crotty	C	S/R	6'1"	205	Jr.	Lake Mary, Fla./Windermere Prep
18	Sawyer Gipson-Long	RHP	R/R	6'4"	225	Jr.	Woodstock, Ga./Etowah
19	Brandon Michie	INF	L/R	6'1"	195	Sr.	Brisbane, Australia/North Iowa
20	Collin Price	C/OF	R/R	6'4"	190	Fr.	Suwanee, Ga./Lambert
21	Caleb Mitchell	LHP	L/L	6'0"	170	So.	Lilburn, Ga./Parkview
22	Zach Graveno	RHP	R/R	6'2"	210	Jr.	Suwanee, Ga./Lambert
23	Garrett Wilkinson	OF	L/L	5'10"	200	Sr.	Evans, Ga./East Georgia State
24	Ford Townsend	INF/RHP	R/R	6'2"	225	Fr.	Jesup, Ga./Wayne County
25	Kel Johnson	OF	R/R	6'4"	200	Gr.	Newnan, Ga./Georgia Tech
26	Jeff Jenkins	RHP	R/R	6'3"	200	Fr.	Flowery Branch, Ga./West Hall
27	Kevin Coulter	RHP	R/R	6'5"	210	Sr.	Buford, Ga./Buford
28	Holton McGaha	LHP	L/L	6'2"	190	Fr.	Danielsville, Ga./Madison County
29	Jordan Ammons	OF	R/R	6'3"	195	R-So.	Minneapolis, Minn./Cretin-Derham Hall
30	Ben Brock	RHP	R/R	6'2"	190	R-So.	Acworth, Ga./Harrison
31	Jackson Kelley	RHP	R/R	6'0"	160	Fr.	Marietta, Ga./The Walker School
32	Nick Spear	RHP	R/R	5'11"	175	Sr.	Atlanta, Ga./St. Pius X
33	Josh Farmer	RHP	R/R	6'3"	160	R-Fr.	Bogart, Ga./North Oconee
34	Trevor Austin	INF	R/R	6'0"	175	R-Fr.	Suwanee, Ga./Home School
36	Scott Smith	RHP	R/R	6'6"	230	Gr.	Sharpsburg, Ga./Savannah State
38	Andrew Kane	RHP	R/R	6'7"	265	R-Jr.	Windermere, Fla./Windermere Prep
42	Kyle Bialousz	RHP	R/R	6'0"	175	Sr.	Brunswick, Ga./Brunswick
43	Duke Wodetzki	INF	R/R	5'10"	170	Fr.	Marietta, Ga./Harrison
44	Cooper McCann	RHP	R/R	6'2"	175	Fr.	Suwanee, Ga./Lambert
46	Alex Alvord	C	R/R	6-1	200	R-So.	Douglasville, Ga./Woodward Academy
47	Matt Blair	RHP	R/R	6-3	208	R-Fr.	Lizella, Ga./Tattall Square Academy
48	Bailey Vickers	C	R/R	6-1	218	Fr.	Sandersville, Ga./Washington County
49	Eli Young	C	R/R	6-1	219	So.	Lawrenceville, Ga./Archer

## HEAD COACH CRAIG GIBSON




Alma mater: ..... Mercer, 1986  
 Hometown: ..... Macon, Ga.  
 Career record (years): ..... 508-353 (15)  
 School record (years): ..... Same  
 SoCon record (years): ..... 60-34 (4)  
 SoCon Championship record (appearances): ..... 11-6 (4)  
 NCAA appearances: ..... 3

### Assistant coaches

Brent Shade ..... 11th season (Defiance, 2001)  
 Willie Stewart ..... 4th season (UNC Asheville, 2000)  
 Ian Humphrey ..... 3rd season (Marshall, 2013)





**SENIOR BRANDON MICHIE**

## 2018 RESULTS (38-22, 11-13 SOCON; 5TH)

Date	Opponent	Result	Date	Opponent	Result
F16	Bethune-Cookman	W, 13-7	A8	Furman*	L, 6-7
F17	Bethune-Cookman	W, 6-5	A8	Furman*	W, 3-2
F18	Bethune-Cookman	L, 6-8	A10	Georgia Tech	L, 8-16
F20	Florida A&M	W, 11-10 (10)	A13	at Samford*	L, 0-7
F21	Florida A&M	L, 7-15	A14	at Samford*	L, 1-6
F23	UNC Asheville	W, 15-4	A15	at Samford*	L, 0-4
F24	UNC Asheville	W, 9-2	A18	at Georgia State	L, 2-4
F25	UNC Asheville	W, 5-4	A20	at Western Carolina*	L, 4-8
F27	at Kennesaw State	W, 4-0	A21	at Western Carolina*	W, 4-1
F28	Kennesaw State	W, 7-5	A22	at Western Carolina*	W, 12-0 (8)
M4	Holy Cross	W, 12-4	A24	at #1 Florida	W, 6-4
M5	Holy Cross	W, 33-6	A27	VMI*	L, 1-4
M5	Holy Cross	L, 3-7	A28	VMI*	W, 9-4
M7	Savannah State	W, 10-1	A29	VMI*	W, 11-3
M9	at Kansas State	L, 3-12	M5	at UNCG*	L, 3-9
M10	at Kansas State	W, 11-4	M6	at UNCG*	L, 5-6
M11	at Kansas State	L, 6-13	M7	at UNCG*	L, 1-7
M14	Georgia Southern	W, 11-8	M10	Alcorn State	W, 17-3
M16	Eastern Kentucky	W, 14-9	M11	Alcorn State	W, 10-3
M17	Eastern Kentucky	W, 10-3	M12	Alcorn State	W, 19-1 (7)
M18	Eastern Kentucky	W, 5-4	M17	The Citadel*	W, 6-3
M21	at Georgia Tech	W, 6-2	M17	The Citadel*	L, 4-5
M23	Wofford*	W, 7-5	M19	The Citadel*	L, 5-7
M24	Wofford*	W, 3-2	M23	vs. VMI \$	W, 19-0 (7)
M25	Wofford*	L, 10-14	M24	vs. Western Carolina \$	W, 15-0 (7)
M27	at Florida A&M	W, 13-4	M26	vs. Samford \$	L, 3-10
M29	at ETSU*	W, 10-4	M26	vs. Western Carolina \$	W, 10-2
M30	at ETSU*	W, 5-3	M27	vs. Samford \$	L, 4-14 (7)
M31	at ETSU*	W, 8-4			
A3	at Savannah State	W, 8-3			
A4	at Georgia Southern	W, 11-3			
A6	Furman*	L, 9-12			

\* - Southern Conference game  
\$ - SoCon Championship (Fluor Field; Greenville, S.C.)

## 2018 STATISTICS

Batting	AVG	GP	GS	AB	R	H	2B	3B	HR	RBI	TB	SLG%	BB	HBP	SO	GDP	OB%	SF	SH	SB	ATT	PO	A	E	FLD%
Trey Truitt	.373	58	57	233	71	87	19	2	12	44	146	.627	34	2	58	0	.457	0	5	15	19	100	5	0	1.000
Jackson Ware	.351	60	60	222	58	78	10	0	6	46	106	.477	29	13	20	1	.446	5	8	6	8	41	95	11	.925
RJ Yeager	.324	60	60	225	53	73	12	0	6	42	103	.458	25	11	41	1	.410	5	8	6	9	74	161	11	.955
Alex Hanson	.313	60	60	243	53	76	12	0	9	41	115	.473	30	13	41	1	.415	1	8	25	28	76	1	1	.987
JT Thomas	.299	59	57	214	50	64	8	18	8	47	98	.458	35	9	38	0	.412	4	1	2	2	556	44	8	.987
Le Bassett	.282	48	39	149	33	42	4	2	17	60	101	.678	18	6	51	0	.377	2	3	0	0	0	0	0	.000
David Posas	.274	52	37	135	26	37	4	1	2	32	49	.363	13	14	30	0	.388	3	4	5	5	42	1	2	.956
Kyle Dockus	.226	41	29	106	19	24	4	1	1	11	33	.311	15	2	21	0	.333	0	4	4	6	68	68	8	.944
Brandon Michie	.388	38	36	129	37	50	12	1	8	43	88	.682	28	5	30	0	.509	1	0	4	5	156	37	8	.960
Drew Lingo	.265	40	21	83	16	22	6	0	3	12	37	.446	9	2	22	1	.351	0	1	1	1	55	4	0	1.000
Jordan Ammons	.256	42	20	78	11	20	2	0	1	11	25	.321	3	0	16	0	.284	0	1	5	7	20	1	0	1.000
Alex Crotty	.243	40	18	74	13	18	5	0	3	16	32	.432	12	2	26	0	.360	1	5	0	1	67	29	6	.941
Conrad Cornell	.228	49	8	57	10	13	2	0	0	9	15	.263	2	0	22	1	.254	0	2	3	4	26	0	3	.897
Steven Taylor	.222	11	2	9	4	22	0	0	1	2	5	.556	2	1	2	0	.417	0	0	1	1	1	2	1	.750
Cory Wright	.208	42	9	53	12	11	1	0	1	6	15	.283	5	4	22	0	.323	0	1	0	0	76	7	0	1.000
Sean McDermott	.198	37	27	91	13	18	4	0	2	15	28	.308	6	8	28	0	.299	2	2	0	0	180	5	0	1.000
<b>Totals</b>	<b>.302</b>	<b>60</b>	<b>60</b>	<b>2101</b>	<b>479</b>	<b>635</b>	<b>105</b>	<b>8</b>	<b>80</b>	<b>437</b>	<b>996</b>	<b>.474</b>	<b>266</b>	<b>92</b>	<b>468</b>	<b>7</b>	<b>.400</b>	<b>24</b>	<b>53</b>	<b>77</b>	<b>96</b>	<b>1563</b>	<b>536</b>	<b>66</b>	<b>.970</b>
<b>Opponents</b>	<b>.272</b>	<b>60</b>	<b>60</b>	<b>2038</b>	<b>327</b>	<b>555</b>	<b>75</b>	<b>7</b>	<b>53</b>	<b>290</b>	<b>803</b>	<b>.394</b>	<b>242</b>	<b>48</b>	<b>633</b>	<b>17</b>	<b>.360</b>	<b>18</b>	<b>27</b>	<b>70</b>	<b>87</b>	<b>1524</b>	<b>472</b>	<b>84</b>	<b>.960</b>

LOB - Team (533), Opp (484). DPs turned - Team (41), Opp (23). CI - Team (1), Thomas 1.

Pitching	ERA	W	L	APP	GS	CG	SHO	CBO	SV	IP	H	R	ER	BB	SO	2B	3B	HR	AB	B/Avg	WP	HBP	BK	SFA	SHA
Robert Broom	1.70	10	4	31	1	0	0	2	2	74.0	57	22	14	24	111	8	0	1	273	.209	4	10	0	0	4
Christian Vann	3.93	5	3	22	11	0	0	3	2	68.2	57	23	30	39	83	4	1	6	250	.228	4	8	0	1	2
Austin Cox	4.52	7	4	17	17	0	0	1	0	87.2	99	55	44	43	124	17	4	5	348	.284	19	2	0	3	7
Chase Burks	4.97	6	5	15	15	0	0	0	0	76.0	85	48	42	23	70	16	0	8	306	.278	6	6	0	3	3
Kyle Bialousz	0.00	0	0	2	0	0	0	0	0	1.2	2	0	0	0	2	0	0	0	7	.286	0	0	0	0	0
Nick Spear	3.52	2	2	32	0	0	0	2	5	38.1	29	18	15	31	60	7	1	3	139	.209	10	1	0	0	4
Andrew Kane	3.86	0	0	3	0	0	0	0	0	2.1	1	3	1	3	5	0	0	0	7	.143	0	2	0	0	0
Ben Brock	4.15	0	0	12	0	0	0	0	0	13.0	13	8	6	1	9	0	0	5	50	.260	0	2	0	1	0
Zach Graveno	6.15	2	1	22	4	0	0	0	0	41.0	48	31	28	21	36	8	0	5	165	.291	4	7	0	1	0
Sawyer Gipson-Long	6.48	4	0	19	6	1	0	1	0	41.2	51	31	30	11	48	5	1	10	169	.302	3	1	0	1	1
Kevin Coulter	6.92	0	2	20	5	0	0	0	1	40.1	57	35	31	20	44	6	0	6	166	.343	7	5	1	3	3
Tanner Hall	7.71	0	1	8	1	0	0	0	0	9.1	14	9	8	6	7	0	0	2	36	.389	1	1	0	2	0
Caleb Mitchell	8.10	0	0	12	0	0	0	0	0	6.2	10	8	6	7	12	1	0	0	32	.313	7	1	0	0	1
Carter Varga	8.68	1	0	11	0	0	0	0	0	9.1	13	10	9	6	16	3	0	0	41	.317	3	1	0	0	0
Austin Lord	9.00	1	0	6	0	0	0	0	0	4.0	5	4	4	2	3	0	0	1	16	.313	2	1	0	0	1
Taylor Lobus	10.29	0	0	8	0	0	0	0	0	7.0	14	12	8	5	3	0	0	1	33	.424	0	0	0	3	1
<b>Totals</b>	<b>4.77</b>	<b>38</b>	<b>22</b>	<b>60</b>	<b>60</b>	<b>1</b>	<b>4</b>	<b>4</b>	<b>10</b>	<b>521.0</b>	<b>555</b>	<b>327</b>	<b>276</b>	<b>242</b>	<b>633</b>	<b>75</b>	<b>7</b>	<b>53</b>	<b>2038</b>	<b>.272</b>	<b>70</b>	<b>48</b>	<b>1</b>	<b>18</b>	<b>27</b>
<b>Opponents</b>	<b>6.94</b>	<b>22</b>	<b>38</b>	<b>60</b>	<b>60</b>	<b>2</b>	<b>2</b>	<b>2</b>	<b>9</b>	<b>508.0</b>	<b>635</b>	<b>479</b>	<b>392</b>	<b>266</b>	<b>468</b>	<b>105</b>	<b>8</b>	<b>80</b>	<b>2101</b>	<b>.302</b>	<b>76</b>	<b>92</b>	<b>7</b>	<b>24</b>	<b>53</b>

PB - Team (9), Thomas 5, Crotty 4, Opp (12). Pickoffs - Team (7), Cox 3, Vann 1, Hall 1, Thomas 1, Gipson 1, Opp (6).



**UNCG BASEBALL STADIUM**  
CAPACITY: 3,500

## UNCG SPARTANS

### Basic information

Location: Greensboro, N.C.  
 Founded: 1891  
 Enrollment: 19,922  
 Nickname: Spartans  
 Colors: Blue and Gold  
 Chancellor: Dr. Franklin Gilliam Jr.  
 Director of athletics: Kim Record

### Team information

2018 record: 39-15  
 SoCon record: 18-3 (1st)  
 Home: 23-8  
 Away: 14-5  
 Neutral: 2-2  
 Letterwinners returning/lost: 24/7  
 Position starters returning/lost: 12/6  
 Starting pitchers returning/lost: 21/1  
 Newcomers: 10

### Media relations

Baseball contact: Jon Cole  
 Email: jon.cole77@gmail.com  
 Office: 614-327-5615  
 Cell: 336-302-5504  
 Press box: 336-334-5625  
 Website: UNCGSpartans.com



Jon Cole  
Baseball SID

### SoCon regular-season titles (2)

1998, 2018

### SoCon Championship titles (1)

2017

### NCAA appearances (3)

1994, 1997, 2017

## 2019 SCHEDULE

Date	Opponent	Time (ET)
F15	QUINNIPIAC	4 p.m.
F16	QUINNIPIAC	2 p.m.
F17	QUINNIPIAC	1 p.m.
F19	at High Point	4 p.m.
F22	VIRGINIA TECH	4 p.m.
F23	VIRGINIA TECH	2 p.m.
F24	VIRGINIA TECH	1 p.m.
F26	at Wake Forest	4 p.m.
M1	PENN	4 p.m.
M2	PENN	2 p.m.
M3	PENN	1 p.m.
M5	at Winthrop	4 p.m.
M8	PRINCETON	4 p.m.
M9	PRINCETON	1 p.m.
M9	PRINCETON	4 p.m.
M10	PRINCETON	1 p.m.
M12	ELON	4 p.m.
M15	JACKSONVILLE	4 p.m.
M16	JACKSONVILLE	2 p.m.
M17	JACKSONVILLE	1 p.m.
M19	vs. North Carolina A&T	6 p.m.
M22	at Mercer*	6 p.m.
M23	at Mercer*	2 p.m.
M24	at Mercer*	1 p.m.
M26	WAKE FOREST	6 p.m.
M29	WESTERN CAROLINA*	6 p.m.
M30	WESTERN CAROLINA*	3 p.m.
M31	WESTERN CAROLINA*	1 p.m.
A2	HIGH POINT	6 p.m.
A5	FURMAN*	6 p.m.
A6	FURMAN*	3 p.m.
A7	FURMAN*	1 p.m.
A9	at North Carolina	6 p.m.
A12	GEORGE MASON	6 p.m.
A13	GEORGE MASON	3 p.m.
A14	GEORGE MASON	1 p.m.
A16	CAMPBELL	6 p.m.
A18	at Samford*	7 p.m.
A19	at Samford*	5 p.m.
A20	at Samford*	2 p.m.
A23	at Elon	6 p.m.
A26	THE CITADEL*	6 p.m.
A27	THE CITADEL*	3 p.m.
A28	THE CITADEL*	1 p.m.
A30	at Charlotte	6 p.m.
M3	at ETSU*	5:30 p.m.
M4	at ETSU*	2 p.m.
M5	at ETSU*	1 p.m.
M10	at VMI*	6 p.m.
M11	at VMI*	2 p.m.
M12	at VMI*	1 p.m.
M14	WINTHROP	6 p.m.
M16	WOFFORD*	6 p.m.
M17	WOFFORD*	6 p.m.
M18	WOFFORD*	2 p.m.
M21-26	at SoCon Championship (Fluor Field; Greenville, S.C.)	

\* - Southern Conference game

^ First National Bank Field (Greensboro, N.C.)

## 2019 SPARTANS ROSTER

No.	Name	Pos.	B/T	Ht.	Wt.	Cl.	Hometown/previous school
1	Caleb Webster	INF	R/R	5-10	175	Jr.	Randleman, N.C./Randleman
2	Zack Budzik	INF	R/R	5-9	160	Fr.	Stallings, N.C./Sun Valley
3	Coleman Sawyer	C/OF	L/R	6-0	185	So.	Greenville, N.C./J.H. Rose
4	Jacquez Koonce	OF	R/R	5-9	175	Jr.	Panama City, Fla./Gulf Coast State
6	Josh Madole	1B	L/L	6-1	200	So.	Hampstead, N.C./Topsail
7	Jack Voigt	LHP	/	5-11	160	Jr.	Ankeny, Iowa/Century
8	Austin Embler	INF	L/R	5-9	170	R-Sr.	Southern Pines, N.C./Pincrest
9	Phillip Sanderson	RHP	/	6-2	180	R-So.	Greenville, N.C./Chipola
10	Ryan Caveness	C	R/R	6-2	215	Jr.	Greensboro, N.C./Guilford Technical
11	Colin Best	RHP	/	6-5	180	Fr.	High Point, N.C./High Point Christian
12	Grayson Chapman	OF	L/L	6-1	195	R-Fr.	Stony Point, N.C./Alexander Central
13	Chase Bishop	C	R/R	5-8	180	R-Fr.	Mooresville, N.C./Lake Norman
14	Brandon Stephens	INF/RHP	R/R	6-3	210	R-So.	Willow Spring, N.C./Wake Christian
15	Chad Sykes	RHP	R/R	5-11	180	R-Sr.	Creedmoor, N.C./Voyager
16	Austin Koehn	RHP	/	6-2	180	Fr.	Bel Air, Md./Patterson Mill
17	Ryan Hennen	LHP	/	6-0	180	R-So.	Cold Springs, Minn./Century
18	Hogan Windish	INF	/	6-1	205	R-Fr.	Jefferson, N.C./Ashe County
20	Nick Solomita	INF	R/R	6-0	180	Fr.	Denver, N.C./North Lincoln
21	Greg Haridson	INF	L/R	6-2	175	So.	Greenville, N.C./JH Rose
23	Corey Jackson	RHP	/	5-10	170	Jr.	Calgary, Alberta/Indian Hills
24	Jacob Curry	RHP	/	5-10	180	Jr.	Pontiac, Ill./Southeastern
25	David Flores	OF	R/R	6-4	215	Jr.	Plantation, Fla./College of Central Florida
26	Jackson Prillaman	INF/OF	R/R	5-11	195	Fr.	High Point, N.C./Wesleyan Christian
27	Jake Mayhew	RHP	R/R	6-0	190	R-Jr.	Winston-Salem, N.C./West Forsyth
28	Mike Ferrara	INF	R/R	6-4	220	Fr.	Jamison, Pa./Archbishop Wood
29	Zach Kuchmaner	1B/OF	L/L	6-1	200	R-Sr.	Charlotte, N.C./Marvin Ridge
30	Hunter Corbett	C	R/R	6-4	180	Fr.	DeLand, Fla./DeLand
31	Jake Wolf	RHP	/	6-0	170	Fr.	Apex, N.C./Middle Creek
32	Jake Lewis	LHP	L/L	6-2	205	Sr.	Wendell, N.C./Corinth Holders
34	Jeremiah Triplett	RHP	R/R	6-2	215	R-Jr.	Wilkesboro, N.C./West Wilkes
35	Daniel Brineger	C	R/R	6-2	185	R-Jr.	Elkin, N.C./Catawba Valley
36	Alex Hope	RHP	R/R	6-1	175	So.	Clinton, Iowa/Unity Christian
37	Maddux Holshouser	LHP	/	6-0	190	Fr.	Salisbury, N.C./Jesse Carson
38	Austin Parsley	RHP	/	6-1	195	R-So.	Charlotte, N.C.
44	Jack Ponder	RHP	R/R	6-6	190	So.	Candler, N.C./Enka

## HEAD COACH LINK JARRETT

Alma mater: Florida State, 1994  
 Hometown: Tallahassee, Fla.  
 Career record (years): 181-146 (6)  
 School record (years): Same  
 SoCon record (years): 78-69 (6)  
 SoCon Championship record (appearances): 7-8 (5)  
 NCAA appearances: 1

### Assistant coaches

Jerry Edwards .....7th season (North Carolina Wesleyan, 1999)  
 Joey Holcomb .....7th season (Huntingdon, 2006)  
 Adam Hutson .....1st season (UNCG, 2018)





# SPARTANS



**JUNIOR CALEB WEBSTER**

## 2018 RESULTS (39-15, 18-3 SOCON; 1ST)

Date	Opponent	Result	Date	Opponent	Result
F16	Appalachian State	W, 10-3	A14	ETSU*	W, 12-3
F17	Appalachian State	L, 4-6	A17	Wake Forest	L, 9-11 (11)
F20	Oakland	W, 13-8	A20	Samford*	W, 7-5
F23	at Tennessee	L, 2-3	A21	Samford*	W, 7-2
F24	at Tennessee	L, 4-11	A22	Samford*	W, 7-6
F25	at Tennessee	W, 3-2	A27	at Wofford*	L, 1-2
F28	at Wake Forest	W, 11-5	A28	at Wofford*	W, 11-5
M2	Marist	W, 11-1	A29	at Wofford*	W, 9-2
M3	Marist	W, 6-3	M5	Mercer*	W, 9-3
M4	Marist	L, 7-10	M6	Mercer*	W, 6-5
M7	at Elon	W, 7-5	M7	Mercer*	W, 7-1
M9	Lafayette	W, 14-5	M8	Winthrop	L, 2-6
M10	Lafayette	W, 13-5	M11	at The Citadel*	W, 14-5
M10	Lafayette	W, 5-2	M12	at The Citadel*	W, 4-3
M14	at Winthrop	W, 3-2	M13	at The Citadel*	W, 14-3 (7)
M16	at Lipscomb	W, 9-3	M15	Elon	L, 7-8
M17	at Lipscomb	W, 13-9 (13)	M17	at Furman*	Canceled
M18	at Lipscomb	L, 2-3	M18	at Furman*	Canceled
M23	VMI*	W, 9-1	M19	at Furman*	Canceled
M23	VMI*	W, 6-3 (10)	M23	vs. Western Carolina \$	L, 2-10
M25	VMI*	L, 7-8	M24	vs. VMI \$	W, 11-7
M27	High Point	W, 12-6	M25	vs. Wofford \$	W, 15-7
M29	Georgetown	W, 7-3	M26	vs. Western Carolina \$	L, 4-8
M30	Georgetown	W, 5-2			
M31	Georgetown	W, 5-4			
A2	North Carolina A&T	L, 2-3			
A3	Charlotte	W, 2-0			
A7	at Western Carolina*	W, 9-3			
A8	at Western Carolina*	W, 3-2			
A8	at Western Carolina*	W, 5-3			
A10	at High Point	L, 4-14			
A13	ETSU*	W, 7-4			
A14	ETSU*	L, 5-8			

\* - Southern Conference game  
\$ - SoCon Championship (Fluor Field; Greenville, S.C.)

## 2018 STATISTICS

Batting	AVG	GP	GS	AB	R	H	2B	3B	HR	RBI	TB	SLG%	BB	HBP	SO	GDP	OB%	SF	SH	SB	ATT	PO	A	E	FLD%
Andrew Mortiz	.428	54	54	215	57	92	7	10	6	61	137	.637	28	3	27	1	.492	4	3	12	16	113	0	1	.991
Caleb Webster	.380	54	54	237	51	90	7	1	3	37	108	.456	11	5	20	3	.417	1	12	7	8	26	94	8	.938
Cesar Trejo	.363	53	53	204	38	74	15	6	5	50	116	.569	24	3	41	6	.428	5	0	22	24	86	2	3	.967
Austin Embler	.357	53	53	227	57	81	15	2	2	32	106	.467	30	3	47	1	.438	0	6	9	10	89	140	9	.962
Dillon Stewart	.325	53	53	203	46	66	13	3	7	38	106	.522	24	6	44	3	.409	2	2	13	14	80	4	2	.977
Tripp Shelton	.287	53	52	188	43	54	7	1	8	37	87	.463	19	7	36	2	.374	0	7	10	13	49	118	9	.949
Ryan Clinch	.275	42	37	142	19	39	4	1	4	21	57	.401	10	4	41	3	.335	2	1	1	7	299	40	0	1.000
Josh Madole	.262	54	53	183	35	48	10	1	0	21	60	.328	28	4	33	4	.372	0	3	2	4	445	21	5	.989
Greg Hardison	.307	30	18	88	13	27	5	2	0	11	36	.409	5	0	12	0	.340	1	1	5	8	19	30	1	.980
Ryan Caveness	.294	21	16	51	7	15	5	0	0	12	20	.390	8	0	11	2	.390	0	3	1	1	150	22	0	1.000
Zach Kuchmaner	.274	31	15	73	20	20	4	2	1	11	31	.316	4	1	14	0	.316	1	3	3	5	7	0	0	1.000
Jake Kusz	.190	32	26	84	16	16	2	1	4	14	32	.286	9	2	19	2	.286	2	1	0	0	59	5	0	1.000
Devin Ruiz	.133	11	2	15	2	2	0	0	0	0	2	.235	2	0	6	0	.235	0	0	1	1	12	3	1	.938
Coleman Sawyer	.000	8	0	7	0	0	0	0	0	0	0	.000	0	0	1	1	.000	0	0	0	0	1	0	0	1.000
<b>Totals</b>	<b>.326</b>	<b>54</b>	<b>54</b>	<b>1917</b>	<b>394</b>	<b>624</b>	<b>94</b>	<b>30</b>	<b>40</b>	<b>345</b>	<b>898</b>	<b>.468</b>	<b>202</b>	<b>39</b>	<b>352</b>	<b>28</b>	<b>.398</b>	<b>18</b>	<b>42</b>	<b>86</b>	<b>111</b>	<b>1456</b>	<b>543</b>	<b>46</b>	<b>.978</b>
<b>Opponents</b>	<b>.254</b>	<b>54</b>	<b>54</b>	<b>1837</b>	<b>258</b>	<b>466</b>	<b>83</b>	<b>11</b>	<b>37</b>	<b>229</b>	<b>682</b>	<b>.371</b>	<b>193</b>	<b>62</b>	<b>529</b>	<b>31</b>	<b>.341</b>	<b>21</b>	<b>14</b>	<b>47</b>	<b>64</b>	<b>1402</b>	<b>528</b>	<b>74</b>	<b>.963</b>

LOB - Team (422), Opp (413). DPs turned - Team (38), Opp (33). IBB - Team (4), Trejo 3, Kusz 1, Opp (3). Picked off - Clinch 2, Madole 2, Kusz 2, Caveness 1, Embler 1, Kuchmaner 1, Trejo 1, Hardison 1.

Pitching	ERA	W	L	APP	GS	CG	SHO	CBO	SV	IP	H	R	ER	BB	SO	2B	3B	HR	AB	B/Avg	WP	HBP	BK	SFA	SHA
Jack Maynard	2.13	5	3	29	0	0	0/1	1	9	63.1	57	17	15	11	81	9	0	1	236	.242	6	4	2	2	2
Andrew Wantz	2.95	6	0	26	0	0	0/0	0	10	55.0	42	19	18	18	81	8	1	3	196	.214	2	7	0	3	1
Matt Frisbee	3.45	10	2	15	15	1	0/0	0	0	91.1	86	39	35	23	116	17	2	10	346	.249	3	7	1	4	2
Bryce Hensley	4.21	6	2	15	14	1	0/0	0	0	83.1	95	45	39	19	82	12	3	2	332	.286	3	9	1	2	3
Jake Lewis	4.25	6	0	21	9	0	0/1	1	0	55.0	48	29	26	29	57	9	2	4	206	.233	5	6	0	1	2
Easton Welch	3.17	5	1	28	0	0	0/0	0	3	48.1	40	21	17	17	30	7	2	3	173	.231	3	12	0	4	2
Dan Loats	4.67	0	3	13	6	0	0/0	0	0	27.0	29	21	14	17	22	6	1	2	106	.274	0	9	1	2	1
Jake Mayhew	6.51	1	2	10	7	0	0/0	0	0	27.2	27	25	20	27	25	5	0	3	103	.262	2	4	0	2	0
Jeremiah Triplett	9.00	0	1	10	0	0	0/0	0	0	15.0	16	15	9	17	2	0	5	59	.271	5	1	1	1	0	
Trey Kissack	9.45	0	1	6	3	0	0/0	0	0	13.1	16	14	14	11	12	3	0	2	54	.296	6	3	1	0	0
Jack Ponder	12.27	0	0	4	0	0	0/0	0	0	3.2	4	5	3	5	1	0	2	13	.308	0	0	0	0	1	
Alex Hoppe	18.00	0	0	3	0	0	0/0	0	0	2.0	4	4	4	7	1	2	0	10	.400	1	0	0	0	0	
Alex Sova	81.00	0	0	1	0	0	0/0	0	0	0.1	2	3	3	2	0	2	0	0	3	.667	1	0	0	0	0
<b>Totals</b>	<b>4.17</b>	<b>39</b>	<b>15</b>	<b>54</b>	<b>54</b>	<b>2</b>	<b>1/1</b>	<b>1</b>	<b>22</b>	<b>485.1</b>	<b>466</b>	<b>258</b>	<b>225</b>	<b>193</b>	<b>529</b>	<b>83</b>	<b>11</b>	<b>37</b>	<b>1837</b>	<b>.254</b>	<b>37</b>	<b>62</b>	<b>7</b>	<b>21</b>	<b>14</b>
<b>Opponents</b>	<b>6.41</b>	<b>15</b>	<b>39</b>	<b>54</b>	<b>54</b>	<b>1</b>	<b>0/0</b>	<b>0</b>	<b>11</b>	<b>467.1</b>	<b>624</b>	<b>394</b>	<b>333</b>	<b>202</b>	<b>352</b>	<b>94</b>	<b>30</b>	<b>40</b>	<b>1917</b>	<b>.326</b>	<b>66</b>	<b>39</b>	<b>7</b>	<b>18</b>	<b>42</b>

PB - Team (16), Clinch 9, Caveness 4, Kusz 3, Opp (17). Pickoffs - Team (16), Clinch 4, Welch 3, Frisbee 2, Lewis 2, Loats 1, Hensley 1, Mayhew 1, Caveness 1, Ponder 1, Opp (11). SBA/ATT - Clinch (27-37), Caveness (15-21), Hensley (16-19), Frisbee (8-12), Lewis (6-8), Welch (6-7), Maynard (4-5), Wantz (4-5), Kusz (5-5), Mayhew (2-4), Loats (1-3), Kissack (0-1).



# SAMFORD

## SAMFORD BULLDOGS



**JOE LEE GRIFFIN FIELD**  
CAPACITY: 1,000

### Basic information

Location: ..... Birmingham, Ala.  
Founded: ..... 1841  
Enrollment: ..... 5,619  
Nickname: ..... Bulldogs  
Colors: ..... Red and Blue  
President: ..... Dr. Andrew Westmoreland  
Director of athletics: ..... Martin Newton

### Team information

2018 record: ..... 37-26  
SoCon record: ..... 16-8 (2nd)  
Home: ..... 19-13  
Away: ..... 14-9  
Neutral: ..... 4-4  
Letterwinners returning/lost: ..... 22/1  
Position starters returning/lost: ..... 7/2  
Starting pitchers returning/lost: ..... 4/1  
Newcomers: ..... 10

### Media relations

Baseball contact: ..... Joey Mullins  
Email: ..... jmmulli1@samford.edu  
Office: ..... 205-726-2313  
Cell: ..... 205-532-3477  
Press box: ..... 205-726-4167  
Website: ..... SamfordSports.com



Joey Mullins  
Baseball SID

### SoCon regular-season titles (0)

### SoCon Championship titles (2)

2012 (vacated), 2018

### NCAA appearances (2)

2012, 2018

## 2019 SCHEDULE

Date	Opponent	Time (ET)
F15	at South Florida	7 p.m.
F16	at South Florida	6:30 p.m.
F17	at South Florida	1 p.m.
F19	<b>NORTH ALABAMA</b>	<b>5 p.m.</b>
F22	<b>XAVIER</b>	<b>5 p.m.</b>
F23	<b>XAVIER</b>	<b>3 p.m.</b>
F24	<b>XAVIER</b>	<b>2 p.m.</b>
F26	at Alabama State	7 p.m.
M1	at Georgia State	4 p.m.
M2	at Georgia State	2 p.m.
M3	at Georgia State	1 p.m.
M5	at Jacksonville State	4 p.m.
M6	<b>ALABAMA STATE</b>	<b>5 p.m.</b>
M8	<b>KENNESAW STATE</b>	<b>5 p.m.</b>
M9	<b>KENNESAW STATE</b>	<b>3 p.m.</b>
M10	<b>KENNESAW STATE</b>	<b>2 p.m.</b>
M12	at Vanderbilt	7:30 p.m.
M15	<b>MAINE</b>	<b>5 p.m.</b>
M16	<b>MAINE</b>	<b>3 p.m.</b>
M17	<b>MAINE</b>	<b>2 p.m.</b>
M20	<b>MISSISSIPPI STATE</b>	<b>7 p.m.</b>
M22	<b>FURMAN*</b>	<b>7 p.m.</b>
M23	<b>FURMAN*</b>	<b>3 p.m.</b>
M24	<b>FURMAN*</b>	<b>2 p.m.</b>
M26	at UAB	2 p.m.
M29	at VMI*	6 p.m.
M30	at VMI*	2 p.m.
M31	at VMI*	12 p.m.
A2	<b>UAB</b>	<b>7 p.m.</b>
A5	<b>UT MARTIN</b>	<b>7 p.m.</b>
A6	<b>UT MARTIN</b>	<b>3 p.m.</b>
A7	<b>UT MARTIN</b>	<b>2 p.m.</b>
A9	<b>ALABAMA</b>	<b>7 p.m.</b>
A12	<b>THE CITADEL*</b>	<b>7 p.m.</b>
A13	<b>THE CITADEL*</b>	<b>3 p.m.</b>
A14	<b>THE CITADEL*</b>	<b>1 p.m.</b>
A16	at Troy	7 p.m.
A18	<b>UNCG*</b>	<b>7 p.m.</b>
A19	<b>UNCG*</b>	<b>5 p.m.</b>
A20	<b>UNCG*</b>	<b>2 p.m.</b>
A23	<b>ALABAMA A&amp;M</b>	<b>7 p.m.</b>
A24	<b>TROY</b>	<b>7 p.m.</b>
A26	at Wofford*	6 p.m.
A27	at Wofford*	3 p.m.
A28	at Wofford*	1 p.m.
A30	<b>JACKSONVILLE STATE</b>	<b>7 p.m.</b>
M3	at Mercer*	6 p.m.
M4	at Mercer*	2 p.m.
M5	at Mercer*	1 p.m.
M10	<b>WESTERN CAROLINA*</b>	<b>7 p.m.</b>
M11	<b>WESTERN CAROLINA*</b>	<b>3 p.m.</b>
M12	<b>WESTERN CAROLINA*</b>	<b>2 p.m.</b>
M14	at Alabama	7 p.m.
M16	at ETSU*	6 p.m.
M17	at ETSU*	6 p.m.
M18	at ETSU*	1 p.m.
M21-26	at SoCon Championship (Fluor Field; Greenville, S.C.)	

\* - Southern Conference game

## 2019 BULLDOGS ROSTER

No.	Name	Pos.	B/T	Ht.	Wt.	Cl.	Hometown/previous school
2	Max Pinto	OF	S/R	6-0	175	So.	Miami, Fla./Westminster Christian
3	Taylor Garris	3B	R/R	6-0	175	Jr.	Sarasota, Fla./Cardinal Mooney
6	Mathew Bennett	RHP	R/R	6-2	180	Jr.	College Station, Texas/College Station
7	Branden Fryman	SS	R/R	6-1	170	Jr.	Molino, Fla./Tate
8	Sam Teague	OF	L/L	5-9	175	Sr.	Beaverton, Ore./Valley Catholic
9	Ryan Crockett	3B	R/R	6-2	210	Jr.	Wetumpka, Ala./Wetumpka
10	David Higginbotham	P	R/R	6-6	220	Fr.	Tuscaloosa, Ala./American Christian Academy
11	Jalon Long	P/UT	R/R	5-11	180	Fr.	Montgomery, Ala./Autauga Academy
12	Billy Cregar	LHP	R/L	6-2	190	So.	Franklin, Tenn./Centennial
13	Ayrton Schafer	OF	R/R	6-2	225	Jr.	Collierville, Tenn./Houston
14	Brooks Carlson	INF	R/R	6-0	175	So.	Mobile, Ala./Faith Academy
15	Carson Eddy	UT	L/R	5-10	175	Fr.	Birmingham, Ala./Briarwood Christian
16	Towns King	INF	R/R	6-0	175	So.	Irvine, Calif./Woodbridge
17	Sonny Dichiaro	P/INF	R/R	6-2	220	Fr.	Hoover, Ala./Hoover
18	Samuel Strickland	LHP	L/L	6-2	210	So.	Birmingham, Ala./Briarwood Christian
19	Luis Fuentes	C	R/R	6-0	175	So.	Panama City, Panama/Briarwood Christian
21	Jack Rude	RHP	R/R	6-4	195	Sr.	Memphis, Tenn./Houston HS
22	Luke Corbin	LHP	L/L	5-11	175	Jr.	College Park, Ga./Woodward Academy
23	Connor Radcliff	RHP	R/R	6-3	190	R-Jr.	Birmingham, Ala./Pelham
24	Kaden Dreier	C	R/R	6-3	225	Fr.	Brentwood, Tenn./Brentwood
25	Jordan Fucci	OF	L/R	6-4	230	R-Jr.	Lexington, Ky./Tates Creek
26	Kyle Stuart	LHP	L/L	6-1	170	Sr.	Tuscaloosa, Ala./Northridge
27	Preston Moore	INF	R/R	6-0	185	Fr.	Hoover, Ala./Hoover
28	Connor Burns	LHP/OF	L/L	6-1	185	R-Jr.	Alpharetta, Ga./Kings Ridge Christian
29	John Brockenbank	RHP	R/R	6-3	175	Jr.	Waxhaw, N.C./Radford University
31	Eric Sottile	RHP	R/R	5-9	155	Fr.	Lexington, Ky./Lexington Catholic
32	Will David	C	R/R	6-0	180	Fr.	Atlanta, Ga./St. Pius X Catholic
33	Zach Hester	RHP	R/R	6-1	205	Jr.	Vidor, Texas/LSU Eunice
34	Carson Cupo	RHP	R/R	6-2	225	Jr.	Leeds, Ala./Briarwood Christian
35	Charles Crosby	RHP	R/R	6-3	190	Jr.	Albany, Ga./Deerfield-Windsor
36	Anthony Mulrine	C	R/R	6-2	220	Jr.	Davie, Fla./St. Thomas Aquinas
37	Stephen Jones	RHP	R/R	6-4	195	Sr.	Tallahassee, Fla./Chiles
39	Hamp Skinner	LHP	L/L	5-10	185	Jr.	Jacksonville, Fla./The Bolles School
41	Gene Hurst	P	L/R	6-4	200	Fr.	Birmingham, Ala./Oak Mountain
44	Graham Dvorak	INF	R/R	5-10	180	So.	Windemere, Fla./TNXL Academy
45	Jesse McCord	RHP	R/R	6-2	210	Sr.	Spanish Fort, Ala./Mississippi State

## HEAD COACH CASEY DUNN



**Alma mater:** ..... Auburn, 1999  
**Hometown:** ..... Birmingham, Ala.  
**Career record (years):** ..... \*444-377 (14)  
**School record (years):** ..... Same  
**SoCon record (years):** ..... \*144-127 (10)  
**SoCon Championship record (appearances):** ..... ^23-12 (9)  
**NCAA appearances:** ..... 2

\* 124 wins (58 in SoCon play) from 2011-14 later vacated; ^ Eight wins from 2011-14 later vacated

### Assistant coaches

Tony David ..... 15th season (South Alabama, 1995)  
Tyler Shrout ..... 6th season (Transylvania, 2006)  
Brad Morris ..... 1st season (Samford, 2012)





**SOPHOMORE BROOKS CARLSON**

## 2018 RESULTS (37-26; 16-8 SOCON; 2ND)

Date	Opponent	Result	Date	Opponent	Result
F16	vs. Rice &	L, 7-8	A13	Mercer*	W, 7-0
F17	vs. #15 Virginia &	L, 4-10	A14	Mercer*	W, 6-1
F18	at #22 UCF &	W, 5-4	A15	Mercer*	W, 4-0
F20	Jacksonville State	W, 9-3	A17	at Alabama	W, 6-0
F23	Harvard	W, 6-5	A20	at UNCG*	L, 5-7
F23	Harvard	L, 3-5	A21	at UNCG*	L, 2-7
F24	Harvard	W, 8-0	A22	at UNCG*	L, 6-7
F24	Harvard	W, 3-1	A24	at #19 Auburn	L, 2-7
F27	Alabama	L, 3-13	A27	SIUE	L, 0-1
M2	at Kennesaw State	L, 3-9	A28	SIUE	L, 0-5
M3	at Kennesaw State	L, 3-9	A28	SIUE	L, 2-4
M4	at Kennesaw State	W, 2-1	M1	UAB	W, 7-5
M6	Troy	L, 4-5	M4	Wofford*	W, 4-2
M7	Austin Peay	W, 5-1	M5	Wofford*	L, 4-6
M9	Georgia State	L, 0-2	M6	Wofford*	W, 5-4
M10	Georgia State	L, 0-1	M9	at Jacksonville State	W, 9-7
M11	Georgia State	L, 7-9	M12	at Western Carolina*	L, 9-10
M14	at Alabama State	L, 4-14	M12	at Western Carolina*	W, 5-1
M16	Alabama A&M	W, 6-2	M13	at Western Carolina*	W, 11-4
M17	Alabama A&M	W, 3-2	M17	VMI*	W, 9-2
M18	Alabama A&M	W, 9-2	M18	VMI*	W, 10-6
M20	at Troy	L, 2-14	M19	VMI*	L, 2-8
M23	ETSU*	L, 4-7	M23	vs. Furman \$	W, 4-0
M24	ETSU*	W, 6-2	M24	vs. Wofford \$	W, 5-2
M25	ETSU*	L, 1-2	M26	vs. Mercer \$	W, 10-3
M27	at UAB	W, 8-2	M27	vs. Mercer \$	W, 14-4
M29	at Furman*	W, 4-3	J1	at #7 Florida State #	W, 7-6
M30	at Furman*	W, 4-2	J2	vs. Oklahoma #	L, 0-4
M31	at Furman*	W, 10-0	J3	vs. Mississippi State #	L, 8-9
A3	Alabama State	W, 15-6			
A6	at The Citadel*	W, 9-4			
A7	at The Citadel*	W, 7-0			
A8	at The Citadel*	W, 15-2			
A10	#21 Auburn	W, 12-3			

\* - Southern Conference game  
 & - UCF Tournament (Orlando, Fla.)  
 \$ - SoCon Championship (Fluor Field; Greenville, S.C.)  
 # - NCAA Regional (Tallahassee, Fla.)

## 2018 STATISTICS

Batting	AVG	GP	GS	AB	R	H	2B	3B	HR	RBI	TB	SLG%	BB	HBP	SO	GDP	OB%	SF	SH	SB	ATT	PO	A	E	FLD%
Brooks Carlson	.343	62	61	230	48	79	16	1	10	47	127	.552	28	8	37	2	.429	2	0	1	3	139	35	8	.956
Anthony Mulrine	.307	60	60	231	34	71	8	0	8	49	103	.446	16	16	27	3	.390	1	1	1	3	465	55	3	.994
roy Dixon	.289	63	63	232	53	67	9	2	2	30	86	.371	42	13	48	0	.422	2	7	12	17	134	95	10	.958
Austin Edens	.279	59	56	208	35	58	5	0	8	37	87	.418	29	6	56	3	.377	4	0	0	0	386	19	5	.988
Branden Fryman	.262	62	62	260	44	68	13	1	2	26	89	.342	26	2	46	1	.333	0	9	25	31	78	202	11	.962
Taylor Garriss	.257	62	62	218	27	56	9	0	2	23	71	.326	15	12	35	2	.336	2	9	6	7	47	76	19	.866
Max Pinto	.255	61	48	184	31	47	8	1	2	23	63	.342	16	4	49	1	.325	2	1	5	8	104	3	3	.973
Ryan Crockett	.255	38	31	98	16	25	4	0	3	15	38	.388	5	4	26	1	.312	2	0	4	4	48	1	0	1.000
Connor Burns	.254	39	13	63	8	16	5	0	1	13	24	.381	12	2	20	1	.380	2	0	0	1	43	3	1	.979
Ayrton Schafer	.246	61	57	199	29	49	10	0	5	31	74	.372	14	3	53	5	.303	2	1	6	9	59	0	1	.983
Sam Teague	.194	51	15	93	16	18	4	0	0	9	22	.237	8	3	23	0	.276	1	4	6	7	32	0	1	.970
Blaine Smith	.238	17	14	42	6	10	3	0	1	8	16	.381	5	0	20	0	.319	0	1	1	2	17	23	6	.870
Samuel Stricklan	.200	4	1	5	0	1	0	0	0	0	1	.200	0	0	3	0	.200	0	0	0	0	10	9	2	.905
Luis Fuentes	.167	9	3	12	1	2	0	0	0	0	2	.167	1	0	3	0	.231	0	0	0	0	23	4	1	.964
Mason Williamson	.156	17	9	32	0	5	2	0	0	2	7	.219	2	0	9	0	.206	0	0	0	0	66	6	2	.973
Jordan Fucci	.115	7	6	26	3	3	0	0	1	1	6	.231	4	0	12	0	.233	0	0	0	0	9	0	1	.900
Sam McWhorter	.067	11	5	15	1	1	0	0	0	1	1	.067	2	2	7	0	.250	1	0	1	1	7	1	0	1.000
Greg Mula	.000	11	1	7	2	0	0	0	0	1	0	.000	3	1	3	0	.364	0	1	0	0	3	3	0	1.000
<b>Totals</b>	<b>.267</b>	<b>63</b>	<b>63</b>	<b>2155</b>	<b>354</b>	<b>576</b>	<b>96</b>	<b>5</b>	<b>45</b>	<b>316</b>	<b>817</b>	<b>.379</b>	<b>228</b>	<b>76</b>	<b>477</b>	<b>19</b>	<b>.355</b>	<b>21</b>	<b>34</b>	<b>68</b>	<b>93</b>	<b>1688</b>	<b>585</b>	<b>83</b>	<b>.965</b>
<b>Opponents</b>	<b>.299</b>	<b>63</b>	<b>63</b>	<b>2101</b>	<b>275</b>	<b>481</b>	<b>78</b>	<b>11</b>	<b>40</b>	<b>248</b>	<b>701</b>	<b>.334</b>	<b>212</b>	<b>82</b>	<b>571</b>	<b>12</b>	<b>.321</b>	<b>20</b>	<b>38</b>	<b>68</b>	<b>88</b>	<b>1653</b>	<b>637</b>	<b>87</b>	<b>.963</b>

LOB- Team (508), Opp (491), DPs turned - Team (26), Opp (45). CI -Team (1), Williamson 1. IBB - Team (2), Edens 1, Mulrine 1, Opp (2). Picked off - Fryman 2, Pinto 2, Edens 1, Smith 1, Tr. Dixon 1, Garriss 1.

Pitching	ERA	W	L	APP	GS	CG	SHO	CBO	SV	IP	H	R	ER	BB	SO	2B	3B	HR	AB	B/Avg	WP	HBP	BK	SFA	SHA
Wyatt Burns	2.19	5	4	28	1	0	0	3	13	65.2	45	19	16	13	79	7	1	2	230	.196	0	4	0	0	4
Samuel Strickland	2.33	8	2	15	14	1	0	3	0	81.0	52	28	21	15	87	9	1	2	294	.177	6	9	0	3	6
Cody Shelton	3.29	2	4	16	16	0	0	1	0	82.0	81	38	30	32	70	12	2	6	307	.264	4	15	1	5	9
Caleb Maggio	2.00	1	0	11	0	0	0	0	0	9.0	8	2	2	2	6	2	1	0	33	.242	1	1	0	1	1
Josh Rich	2.47	7	5	32	0	0	0	1	1	62.0	50	27	17	26	82	8	2	5	228	.219	12	12	0	3	5
Connor Burns	2.70	0	0	5	0	0	0	0	0	3.1	3	1	1	2	4	1	0	0	11	.273	0	1	0	1	0
Erin Baldwin	3.26	2	1	26	8	0	0	3	0	58.0	55	25	21	9	49	10	0	10	222	.248	6	3	0	1	3
Jack Rude	3.29	1	1	25	1	0	0	2	0	38.1	35	19	14	19	41	5	0	4	153	.229	2	6	0	1	2
Carson Cupo	4.63	0	0	11	0	0	0	0	0	11.2	12	8	6	9	10	1	0	1	47	.255	2	0	0	1	1
Stephen Jones	4.64	3	5	15	10	0	0	1	0	54.1	54	30	28	17	47	10	1	1	207	.261	1	10	0	0	5
Hamp Skinner	4.91	5	2	16	9	0	0	1	0	44.0	40	30	24	24	46	7	0	5	169	.237	4	4	0	3	0
Tristan Widra	5.23	2	1	13	1	0	0	0	0	20.2	12	13	12	18	21	3	1	1	72	.167	5	7	0	1	1
Jake Greer	5.27	0	0	11	0	0	0	1	0	13.2	13	8	8	4	11	2	0	1	52	.250	2	4	0	0	1
Billy Creger	5.40	1	0	17	0	0	0	0	0	11.2	7	8	7	9	11	1	0	1	41	.171	0	2	0	0	0
Luke Cofin	16.88	0	0	6	0	0	0	0	0	2.2	4	6	5	6	2	0	0	1	12	.333	1	2	0	0	0
Connor Radcliff	20.25	0	1	2	2	0	0	0	0	1.1	3	3	3	1	1	0	0	0	6	.500	0	1	0	0	0
Kyle Stuart	21.00	0	0	5	1	0	0	0	0	3.0	7	7	7	3	4	0	1	1	16	.438	1	0	0	0	0
Blaine Smith	54.00	0	0	1	0	0	0	0	0	0.1	0	2	2	2	0	0	0	0	1	.000	1	1	0	0	0
Greg Mula	99.00	0	0	1	0	0	0	0	0	0.0	0	1	1	1	0	0	0	0	0	0	0	0	0	0	0
<b>Totals</b>	<b>3.60</b>	<b>37</b>	<b>26</b>	<b>63</b>	<b>63</b>	<b>1</b>	<b>7</b>	<b>7</b>	<b>14</b>	<b>562.2</b>	<b>481</b>	<b>275</b>	<b>225</b>	<b>212</b>	<b>571</b>	<b>78</b>	<b>11</b>	<b>40</b>	<b>2101</b>	<b>.229</b>	<b>48</b>	<b>82</b>	<b>1</b>	<b>20</b>	<b>38</b>
<b>Opponents</b>	<b>4.82</b>	<b>26</b>	<b>37</b>	<b>63</b>	<b>63</b>	<b>6</b>	<b>5</b>	<b>3</b>	<b>13</b>	<b>551.0</b>	<b>5766</b>	<b>354</b>	<b>295</b>	<b>228</b>	<b>477</b>	<b>86</b>	<b>5</b>	<b>45</b>	<b>2155</b>	<b>.267</b>	<b>70</b>	<b>76</b>	<b>6</b>	<b>21</b>	<b>34</b>

PB - Team (9), Mulrine 6, Williamson 3, Opp (17). Pickoffs - Team (9), Mulrine 5, Cupo 1, Jones 1, Shelton 1, Creger 1, Opp (8). SBA/ATT - Mulrine (47-63), Rich (17-21), Williamson (17-17), Shelton (10-15), Strickland (7-8), Fuentes (4-7), W. Burns (3-6), Baldwin (5-6), Skinner (4-6), Rude (6-6), Widra (5-5), Corbin (2-3), Creger (2-3), Jones (2-3), Greer (2-2), Cupo (2-2), Maggio (1-1), C. Burns (0-1).



GRAY-MINOR STADIUM
CAPACITY: 1,400

VMI KEYDETS

Basic information

Location: Lexington, Va.
Founded: 1839
Enrollment: 1,722
Nickname: Keydets
Colors: Red, Yellow and White
Superintendent: Gen. J.H. Binford Peay III
Director of athletics: Dr. Dave Diles

Media relations

Baseball contact: Mike Carpenter
Email: carpentermj@vmi.edu
Office: 540-464-7015
Cell:
Press box: 940-642-9865
Website: VMIKeydets.com



Mike Carpenter
Baseball SID

Team information

2018 record: 26-27
SoCon record: 12-12 (4th)
Home: 16-9
Away: 10-16
Neutral: 0-2
Letterwinners returning/lost: 17/13
Position starters returning/lost: 2/9
Starting pitchers returning/lost: 7/7
Newcomers: 13

SoCon regular-season titles (1)

1988 (North)

SoCon Championship titles (0)

NCAA appearances (0)

2019 SCHEDULE

Table with columns: Date, Opponent, Time (ET). Lists 2019 baseball schedule including games against Saint Joseph's, UNCW, Virginia, Clemson, James Madison, Old Dominion, Northern Kentucky, Binghamton, Lehigh, Radford, The Citadel, James Madison, Samford, Virginia Tech, ETSU, Wofford, Furman, and Eastern Illinois.

\* - Southern Conference game
^ - Wilmington, N.C.

2019 KEYDETS ROSTER

Roster table with columns: No., Name, Pos., B/T, Ht., Wt., Cl., Hometown/previous school. Lists 39 players including Michael Diodato, Noah Cook, Justin Nase, Callen Nuccio, Jacob Mustain, Jake Huggins, Jordan Ebersole, Michael Geary, Josh Silva, Zach Sanders, Jon Clines, Matt Keane, Ryan Huffman, Jacob Luchansky, Jacob Menders, Will Knight, Nathan Roach, Nathan Loyd, Cody Warner, Sam Ewald, Derek Tremblay, Ryan Smoot, Josh Hollifield, Corey Johnston, Ryan Hatten, Michael Spence, Brady Watts, Don Goodes, Will Lopez, Adam Jewell, Zak Kent, and Seth Nichols.

HEAD COACH JONATHAN HADRA



Alma mater: VMI, 2004
Hometown: Richmond, Va.
Career record (years): 92-126 (4)
School record (years): Same
SoCon record (years): 35-61 (4)
SoCon Championship record (appearances): 3-7 (4)
NCAA appearances: 0

Assistant coach

Sam Roberts: 3rd season (VMI, 2010)
Geoff Murphy: 1st season (Boston College, 2015)
Andrew Kowalo: 1st season (Old Dominion, 2017)

#SoConBB





**SOPHOMORE CALLEN NUCCIO**

## 2018 RESULTS (26-27; 12-12 SOCON (4TH))

Date	Opponent	Result	Date	Opponent	Result
F16	at #19 South Carolina	W, 7-6	A14	Western Carolina*	W, 12-9
F17	at #19 South Carolina	L, 2-7	A14	Western Carolina*	W, 5-4 (7)
F18	at #19 South Carolina	L, 0-9	A18	at Richmond	W, 11-2 (10)
F20	at #15 Virginia	W, 9-4	A20	Furman*	W, 12-1
F23	Lafayette	W, 8-1	A21	Furman*	W, 13-7
F23	Lafayette	W, 10-5	A22	Furman*	L, 1-19 (7)
F25	Lafayette	W, 11-6	A25	Virginia Tech	W, 9-7
F27	at #14 Virginia	L, 9-10	A27	at Mercer*	W, 4-1
M3	Oakland	L, 10-11	A28	at Mercer*	L, 4-9
M3	Oakland	W, 11-1	A29	at Mercer*	L, 3-11
M4	Oakland	W, 11-8	M1	at Virginia Tech	L, 3-8
M9	UMass Lowell	L, 4-8	M2	Old Dominion	W, 7-6
M10	UMass Lowell	L, 5-9	M11	Wofford*	W, 12-4
M10	UMass Lowell	W, 6-3	M12	Wofford*	L, 4-8
M14	at Old Dominion	L, 4-19	M13	Wofford*	L, 10-12 (11)
M16	at George Washington	W, 9-7	M17	at Samford*	L, 2-9
M17	at George Washington	L, 5-8	M18	at Samford*	L, 6-10
M18	at George Washington	L, 2-4	M19	at Samford*	W, 8-2
M23	at UNCG*	L, 1-9	M23	vs. Mercer \$	L, 0-19 (7)
M23	at UNCG*	L, 3-6 (10)	M24	vs. UNCG \$	L, 7-11
M25	at UNCG*	W, 8-7			
M27	Radford	L, 6-8 (11)			
M30	The Citadel*	L, 0-5			
M31	The Citadel*	W, 12-3			
A1	The Citadel*	W, 12-4			
A3	at Longwood	W, 12-6			
A4	at James Madison	L, 3-4			
A6	at ETSU*	W, 8-7			
A8	at ETSU*	L, 4-6			
A8	at ETSU*	L, 3-7			
A10	Longwood	L, 9-11			
A11	at VCU	W, 4-1			
A13	Western Carolina*	W, 11-7			

\* - Southern Conference game  
\$ - SoCon Championship (Fluor Field; Greenville, S.C.)

## 2018 STATISTICS

Batting	AVG	GP	GS	AB	R	H	2B	3B	HR	RBI	TB	SLG%	BB	HBP	SO	GDP	OB%	SF	SH	SB	ATT	PO	A	E	FLD%
Matt Pita	.389	53	53	226	61	88	21	6	14	48	163	.721	23	7	30	4	.459	1	0	23	30	99	2	2	.981
Matt Dunlevy	.339	53	52	186	42	63	15	1	9	37	107	.575	37	6	27	1	.457	3	0	12	14	73	1	4	.949
Callen Nuccio	.313	20	20	67	9	21	5	1	0	8	28	.418	8	2	24	0	.397	1	3	0	0	30	36	1	.985
Will Malbon	.307	50	50	179	34	55	9	2	8	39	95	.514	29	5	43	0	.408	5	7	5	7	136	2	3	.979
Peyton Maddox	.304	50	49	181	36	55	10	0	7	38	86	.475	28	13	57	1	.429	2	1	2	2	350	52	7	.983
Nathan Eaton	.287	52	52	209	51	60	12	5	8	24	106	.507	34	8	43	1	.402	3	2	36	41	68	97	17	.907
Jake Huggins	.280	48	47	182	27	51	10	1	4	31	75	.412	21	2	45	3	.361	0	1	5	8	273	19	4	.986
Collin Fleischer	.272	47	46	173	34	47	5	1	10	31	84	.486	31	3	66	1	.388	2	1	1	1	131	3	1	.993
Jacob Jaye	.219	52	52	183	33	40	10	3	7	39	77	.421	44	3	43	2	.369	6	2	9	10	76	116	13	.937
Michael Diodato	.077	28	17	52	5	4	2	0	0	5	6	.115	8	2	21	2	.219	2	1	1	1	28	48	4	.950
Cody Warner	.286	10	3	14	2	4	2	0	0	2	6	.429	3	0	9	0	.412	0	0	0	0	0	0	0	.000
Jordan Ebersole	.231	16	2	13	4	3	1	0	0	0	4	.308	2	3	5	0	.444	0	0	0	1	7	0	0	1.000
Nathan Loyd	.185	15	6	27	3	5	0	1	0	2	7	.259	1	1	7	0	.233	1	0	0	1	10	0	0	1.000
Noah Cook	.154	19	11	39	3	6	1	0	0	4	7	.179	2	2	15	0	.233	0	0	1	1	13	29	4	.913
Ryan Hatten	.143	11	2	14	1	2	0	0	0	0	2	.143	0	0	6	2	.143	0	0	0	0	1	0	0	1.000
Ryan Smoot	.111	18	8	27	2	3	0	0	0	2	3	.111	8	4	12	0	.375	1	1	0	0	63	9	0	1.000
Josh Hollifield	.091	11	7	22	5	2	1	0	0	0	3	.136	2	1	8	0	.200	0	3	0	0	9	5	3	.824
Matthew Eagle	.000	1	0	0	0	0	0	0	0	0	0	0	0	0	0	0	0	0	0	0	0	2	2	0	1.000
<b>Totals</b>	<b>.284</b>	<b>53</b>	<b>53</b>	<b>1794</b>	<b>352</b>	<b>509</b>	<b>104</b>	<b>21</b>	<b>67</b>	<b>310</b>	<b>856</b>	<b>.477</b>	<b>281</b>	<b>62</b>	<b>461</b>	<b>17</b>	<b>.394</b>	<b>27</b>	<b>22</b>	<b>95</b>	<b>117</b>	<b>1382</b>	<b>462</b>	<b>70</b>	<b>.963</b>
<b>Opponents</b>	<b>.298</b>	<b>53</b>	<b>53</b>	<b>1870</b>	<b>376</b>	<b>558</b>	<b>81</b>	<b>5</b>	<b>67</b>	<b>326</b>	<b>850</b>	<b>.455</b>	<b>224</b>	<b>55</b>	<b>423</b>	<b>19</b>	<b>.386</b>	<b>17</b>	<b>22</b>	<b>88</b>	<b>107</b>	<b>1384</b>	<b>433</b>	<b>55</b>	<b>.971</b>

LOB - Team (450), Opp (440). DPs turned - Team (31), Opp (33). IBB - Team (5), Jaye 1, Malbon 1, Fleischer 1, Maddox 1, Huggins 1, Opp (1). Picked off - Pita 3, Malbon 3, Eaton 3, Loyd 1, Jaye 1.

Pitching	ERA	W	L	APP	GS	CG	SHO	CBO	SV	IP	H	R	ER	BB	SO	2B	3B	HR	AB	B/Avg	WP	HBP	BK	SFA	SHA
Nathan Eaton	4.44	2	1	17	0	0	0	0	2	24.1	18	13	12	22	28	4	0	2	85	.212	9	2	0	1	3
Matthew Eagle	5.22	1	3	26	0	0	0	0	7	39.2	44	24	23	10	47	6	0	2	158	.278	5	7	1	2	2
Josh Winder	5.40	5	6	14	14	1	0	0	0	85.0	105	63	51	19	91	21	2	16	354	.297	4	11	0	1	5
Corey Johnston	5.45	3	0	23	0	0	0	0	0	33.0	30	22	20	20	33	5	0	3	118	.254	9	5	0	3	3
Derek Tremblay	5.86	2	2	24	0	0	0	0	0	27.2	36	23	18	7	16	3	1	1	109	.330	3	7	3	2	5
Zak Kent	5.88	5	5	15	14	0	0	0	0	75.0	75	53	49	35	81	10	0	11	289	.260	10	5	1	4	5
Michael Geary	5.93	0	0	14	0	0	0	0	0	13.2	20	10	9	9	4	0	0	57	.351	0	2	0	0	3	
Brandon Barbary	7.04	3	3	20	10	0	0	0	0	55.0	79	51	43	22	43	7	1	12	235	.336	6	6	0	2	3
Kyle Staats	7.26	4	4	16	10	0	0	0	0	53.1	72	48	43	26	37	8	0	11	226	.319	3	2	1	2	2
Jonathan Clines	7.71	0	0	7	2	0	0	0	0	11.2	8	11	10	18	14	0	0	3	42	.190	7	1	0	0	0
Eric Bryd	7.77	1	1	13	0	0	0	0	0	22.0	29	24	19	15	14	3	1	4	93	.312	2	3	0	0	1
Sam Ewald	15.80	0	1	10	2	0	0	0	0	13.2	33	24	24	9	9	5	0	1	75	.440	11	4	0	0	0
Seth Nichols	7.36	0	0	4	0	0	0	0	0	3.2	3	3	3	6	1	1	0	1	14	.214	1	0	0	0	0
Brady Watts	15.00	0	1	2	1	0	0	0	0	3.0	6	7	5	6	0	4	0	0	15	.400	5	0	0	0	0
<b>Totals</b>	<b>6.43</b>	<b>26</b>	<b>27</b>	<b>53</b>	<b>53</b>	<b>1</b>	<b>0</b>	<b>0</b>	<b>9</b>	<b>460.2</b>	<b>558</b>	<b>376</b>	<b>329</b>	<b>224</b>	<b>423</b>	<b>81</b>	<b>5</b>	<b>67</b>	<b>1870</b>	<b>.298</b>	<b>75</b>	<b>55</b>	<b>6</b>	<b>17</b>	<b>32</b>
<b>Opponents</b>	<b>6.32</b>	<b>27</b>	<b>26</b>	<b>53</b>	<b>53</b>	<b>0</b>	<b>3</b>	<b>3</b>	<b>12</b>	<b>461.1</b>	<b>509</b>	<b>352</b>	<b>324</b>	<b>281</b>	<b>461</b>	<b>104</b>	<b>21</b>	<b>67</b>	<b>1794</b>	<b>.284</b>	<b>76</b>	<b>62</b>	<b>5</b>	<b>27</b>	<b>32</b>

PB - Team (10), Maddox 7, Smoot 3, Opp (9). Pickoffs - Team (7), Maddox 3, Barbary 2, Winder 1, Staats 1, Opp (11). SBA/ATT - Maddox (75-88), Winder (26-31), Smoot (13-16), Staats (11-12), Kent (6-10), Tremblay (8-9), Barbary (5-8), Eagle (8-8), Bryd (4-6), Geary (5-5), Eaton (4-5), Clines (4-5), Johnston (4-5), Ewald (2-2), Watts (1-1).



# WESTERN CAROLINA



**HENNON STADIUM**  
CAPACITY: 1,500

## WESTERN CAROLINA CATAMOUNTS

### Basic information

Location: ..... Cullowhee, N.C.  
Founded: ..... 1889  
Enrollment: ..... 10,805  
Nickname: ..... Catamounts  
Colors: ..... Purple and Gold  
Chancellor (Int.):...Dr. Alison Morrison-Shetlar  
Director of athletics: ..... Randy Eaton

### Media relations

Baseball contact:..... Daniel Hooker  
Email:..... dhooker@email.wcu.edu  
Office:..... 828-227-2339  
Cell:..... 828-508-2494  
Press box:..... 828-227-7020  
Website: .....CatamountSports.com



Daniel Hooker  
Baseball SID

### Team information

2018 record:..... 11-47  
SoCon record: ..... 5-19 (9th)  
Home: .....5-25  
Away: .....6-22  
Neutral:.....0-0  
Letterwinners returning/lost:.....16/11  
Position starters returning/lost: .....6/3  
Starting pitchers returning/lost: .....2/1  
Newcomers:.....5

### SoCon regular-season titles (13)

1981, 1984 (South), 1986 (S), 1987 (S), 1988 (S), 1989, 1992, 1994, 1997, 2003, 2007, 2013, 2014

### SoCon Championship titles (10)

1985, 1986, 1987, 1988, 1989, 1992, 1993, 1997, 2003, 2016

### NCAA appearances (12)

1985, 1986, 1987, 1988, 1989, 1992, 1993, 1994, 1997, 2003, 2007, 2016

## 2019 SCHEDULE

Date	Opponent	Time (ET)
F15	OAKLAND	4 p.m.
F16	OAKLAND	3 p.m.
F17	OAKLAND	1 p.m.
F22	ST. JOHN'S	4 p.m.
F23	ST. JOHN'S	1 p.m.
F24	ST. JOHN'S	1 p.m.
F26	INDIANA STATE	4 p.m.
F27	INDIANA STATE	4 p.m.
M1	vs. Wright State +	12 p.m.
M2	vs. Utah +	12 p.m.
M3	at East Carolina +	3:30 p.m.
M6	at UNC Asheville	5 p.m.
M8	vs. Michigan State §	2 p.m.
M9	vs. Appalachian State §	10 a.m.
M10	vs. Ohio State §	5 p.m.
M13	NOTRE DAME	4 p.m.
M15	ELON	4 p.m.
M16	ELON	2 p.m.
M17	ELON	1 p.m.
M20	GARDNER-WEBB	5 p.m.
M22	at ETSU*	5:30 p.m.
M23	at ETSU*	2 p.m.
M24	at ETSU*	1 p.m.
M29	at UNCG*	6 p.m.
M30	at UNCG*	3 p.m.
M31	at UNCG*	1 p.m.
A3	at Marshall	3 p.m.
A5	WOFFORD*	6 p.m.
A6	WOFFORD*	2 p.m.
A7	WOFFORD*	1 p.m.
A9	APPALACHIAN STATE	5 p.m.
A10	at Gardner-Webb	6 p.m.
A12	at Mercer*	6 p.m.
A13	at Mercer*	2 p.m.
A14	at Mercer*	1 p.m.
A18	FURMAN*	6 p.m.
A19	FURMAN*	5 p.m.
A20	FURMAN*	2 p.m.
A24	UNC ASHEVILLE	6 p.m.
A26	VMI*	5 p.m.
A27	VMI*	2 p.m.
A28	VMI*	1 p.m.
A30	at Appalachian State	5 p.m.
M3	at Georgia Tech	7 p.m.
M4	at Georgia Tech	4 p.m.
M5	at Georgia Tech	1 p.m.
M10	at Samford*	7 p.m.
M11	at Samford*	3 p.m.
M12	at Samford*	2 p.m.
M14	vs. Eastern Kentucky #	6:30 p.m.
M16	THE CITADEL*	5 p.m.
M17	THE CITADEL*	5 p.m.
M18	THE CITADEL*	2 p.m.
M21-26	at SoCon Championship (Fluor Field; Greenville, S.C.)	

\* - Southern Conference game  
+ - Keith LeClair Classic (Greenville, N.C.)  
§ - First Pitch Invitational (Greenville, S.C.)  
# - Prasco Park (Mason, Ohio)

## 2019 CATAMOUNTS ROSTER

No.	Name	Pos.	B/T	Ht.	Wt.	Cl.	Hometown/previous school
1	Sami Mehmed	INF	L/R	5-8	170	Jr.	Strongsville, Ohio/Sinclair College
2	Colin Bertsch	INF	R/R	6-0	170	Fr.	Plantation, Fla./Archbishop Edward A. McCarthy
3	Tristen Baker	LHP	L/L	5-10	170	Sr.	Charlotte, N.C./Hopewell
4	Jake Moebius	RHP	R/R	6-1	190	Sr.	Jamestown, N.C./Wesleyan Christian
5	Will Prater	INF	L/R	6-2	165	So.	Dallas, Ga./East Paulding
6	Bryson Parks	OF	R/R	5-11	170	So.	Marietta, Ga./Hilgrove
8	Jalen Jones	INF	R/R	5-10	165	Fr.	McDonough, Ga./Union Grove
9	Daylan Nanny	OF	L/L	5-11	195	So.	Plainfield, Ind./Arizona Western
10	Matthew Koehler	OF	L/R	6-1	195	R-Sr.	Raleigh, N.C./Sanderson
12	Kitt Capell	C	R/R	6-0	220	R-So.	Prosperity, S.C./Ben Lippen
14	Cristian Sanchez	INF	R/R	6-0	170	R-Jr.	Joliet, Ill./Parkland
15	Kevin Craft	RHP	R/R	6-3	205	R-Jr.	LaGrange, Ga./Callaway
16	Joe Vranesic	RHP	R/R	6-0	170	Jr.	Dayton, Ohio/Wabash Valley
17	Andrew Robinson	OF	L/R	5-11	190	Jr.	McLeansville, N.C./Eastern Guilford
18	Justice Bigbie	OF	R/R	6-2	190	So.	Chesapeake, Va./Grassfield
19	Justin Sparks	C	R/R	6-0	195	R-Jr.	Hendersonville, N.C./Hendersonville
20	Michael Goehrig	C	R/R	6-3	220	Fr.	Suwanee, Ga./North Gwinnett
21	Zach Franklin	RHP	R/R	6-2	170	So.	Marion, N.C./McDowell
22	Ty McCulloch	LHP	L/L	6-0	165	Jr.	Woodridge, Ill./Parkland
24	Jacob Corn	RHP	R/R	6-5	225	Jr.	Landrum, S.C./Spartanburg Methodist
26	Immanuel Wilder	OF	R/R	5-11	180	So.	Madison, Ala./James Clemens
27	Taylor Purus	LHP	L/L	6-0	200	R-Sr.	Hudson, N.C./South Caldwell
29	Blake Therrian	RHP	R/R	6-4	205	R-Jr.	Portage, Mich./Portage Northern
30	Brett Lemmons	OF	S/R	5-9	175	R-Fr.	Valparaiso, Ind./Morgan Township
31	Davis Tyndall	RHP	R/R	5-11	180	Fr.	Morehead City, N.C./West Carteret
32	Chase Walter	RHP	R/R	6-7	225	R-So.	Peachtree City, Ga./McIntosh
33	Ryan Mitschele	RHP	R/R	6-2	185	R-So.	Statesville, N.C./South Iredell
34	Jack Snyder	RHP	R/R	6-1	195	Jr.	Chicago, Ill./Triton
36	Andrew Bullock	OF	L/R	6-2	230	Sr.	Chesapeake, Va./Grassfield
38	Luke Robinson	C	L/R	6-3	230	Jr.	McLeansville, N.C./Eastern Guilford
39	Eric Wallington	LHP	L/L	6-6	215	Fr.	Asheville, N.C./T.C. Roberson
41	Mitch Rogers	RHP	R/R	6-2	175	R-Fr.	Clarksville, Tenn./Northeast
44	Seth McAulay	1B	R/R	6-0	235	Fr.	Huntersville, N.C./Hough

## HEAD COACH BOBBY MORANDA



Alma mater:..... Eastern Kentucky, 1986  
Hometown:..... Palatine, Ill.  
Career record (years):..... 323-300-2 (11)  
School record (years):..... Same  
SoCon record (years):..... 166-130-1 (11)  
SoCon Championship record (appearances): ..... 16-21 (11)  
NCAA appearances:..... 1

### Assistant coaches

David Garcia..... 1st season (Northern Illinois, 2003)  
Taylor Sandefur..... 1st season (Western Carolina, 2014)  
Cameron Blaquiere..... 1st season (Western Carolina, 2018)

#SoConBB



# CATAMOUNTS



## 2018 RESULTS (11-47, 5-19 SOCON; 9TH)



**SOPHOMORE JUSTICE BIGBIE**

Date	Opponent	Result	Date	Opponent	Result
F16	at East Carolina	L, 3-8	A14	at VMI*	L, 4-5
F17	at East Carolina	L, 2-8	A18	at Appalachian State	L, 2-4
F18	at East Carolina	L, 3-9	A20	Mercer*	W, 8-4
F20	Morehead State	W, 6-2	A21	Mercer*	L, 1-4
F23	Canisius	L, 4-15	A22	Mercer*	L, 0-12
F23	Canisius	L, 0-9	A25	at #6 North Carolina	L, 2-8
F24	Canisius	L, 11-12	A27	ETSU*	L, 4-11
F27	Appalachian State	L, 3-13	A28	ETSU*	L, 12-14
M2	at #10 Louisville	L, 4-16	A29	ETSU*	L, 8-11
M3	at #10 Louisville	L, 7-8	M4	at Furman*	L, 4-13
M4	at #10 Louisville	L, 2-3	M5	at Furman*	W, 2-1
M6	Marshall	L, 8-12	M6	at Furman*	W, 5-2
M9	Ball State	L, 4-7	M9	at #5 Clemson	L, 8-10
M9	Ball State	L, 8-20	M12	Samford*	W, 10-9
M10	Ball State	L, 8-9	M12	Samford*	L, 1-5
M14	at Tennessee	L, 0-5	M13	Samford*	L, 4-11
M16	Kent State	L, 4-7	M15	at Eastern Kentucky	L, 5-10
M17	Kent State	L, 4-6	M18	vs. VCU ^	L, 4-5
M18	Kent State	W, 9-2	M19	vs. VCU ^	L, 1-11
M23	at The Citadel*	L, 1-5	M22	vs. The Citadel \$	W, 6-5
M24	at The Citadel*	W, 8-5	M23	vs. UNCG \$	W, 10-2
M24	at The Citadel*	L, 3-9	M24	vs. Mercer \$	L, 0-15
M27	Tennessee	L, 3-17	M25	vs. ETSU \$	W, 11-8
M29	at Wofford*	L, 5-6	M26	vs. UNCG \$	W, 8-4
M30	at Wofford*	L, 3-5	M26	vs. Mercer \$	L, 2-10
M31	at Wofford*	L, 2-3			
A4	at UNC Asheville #	L, 4-8			
A7	UNCG*	L, 3-9			
A8	UNCG*	L, 2-3			
A8	UNCG*	L, 3-5			
A11	#11 Kentucky	L, 5-7			
A13	at VMI*	L, 7-11			
A14	at VMI*	L, 9-12			

\* - Southern Conference game  
 ^ - McNair Field (Forest City, N.C.)  
 # - McCormick Field (Asheville, N.C.)  
 \$ - SoCon Championship (Fluor Field; Greenville, S.C.)

## 2018 STATISTICS

Batting	AVG	GP	GS	AB	R	H	2B	3B	HR	RBI	TB	SLG%	BB	HBP	SO	GDP	OB%	SF	SH	SB	ATT	PO	A	E	FLD%
Spencer Holcomb	.352	56	56	199	34	70	13	0	7	27	104	.523	14	5	40	2	.403	3	5	1	3	368	52	4	.991
Justice Bigbie	.324	58	57	225	28	73	14	1	5	46	104	.462	10	3	41	12	.358	2	0	1	2	77	42	5	.960
Justin Sparks	.304	57	50	194	18	59	6	1	1	33	70	.361	16	5	53	3	.372	0	0	3	5	208	21	13	.946
Will Prater	.293	55	49	184	29	54	4	1	0	12	60	.326	18	1	49	3	.358	1	2	3	3	93	112	10	.953
Cameron Blaquiere	.269	50	50	182	33	49	15	1	4	25	78	.429	14	11	42	6	.349	5	5	2	5	77	103	17	.914
Caleb Robinson	.242	58	58	219	29	53	12	1	9	28	94	.429	17	4	60	4	.308	0	3	3	5	61	58	16	.881
Matthew Koehler	.241	58	55	212	31	51	10	2	7	23	86	.406	19	4	49	3	.314	1	1	11	13	155	3	2	.988
Tristan Baker	.364	7	5	22	2	8	3	1	0	4	13	.591	1	0	3	1	.391	0	0	0	0	2	19	2	.913
Andrew Bullock	.316	13	11	38	6	12	2	0	2	6	20	.526	6	0	14	0	.409	0	0	0	0	19	1	2	.909
Luke Robinson	.218	38	37	139	14	39	5	0	2	20	50	.360	11	8	34	0	.365	1	3	2	2	218	13	4	.983
Bryson Parks	.200	28	34	75	11	15	1	1	2	6	24	.320	3	3	29	2	.256	1	2	6	6	71	1	0	1.000
Immanuel Wilder	.200	19	3	15	5	3	0	0	0	0	2	.200	3	3	8	0	.429	0	0	1	2	9	0	1	.900
Bo Fricks	.196	28	11	46	7	9	1	1	0	6	12	.261	8	1	17	0	.321	1	1	0	1	5	12	2	.895
Colton Henthorne	.195	22	10	41	5	8	2	0	0	4	10	.244	4	1	10	1	.283	0	0	1	1	3	13	5	.762
Kitt Capell	.167	29	9	48	3	8	0	0	1	5	11	.229	3	0	22	1	.212	1	0	0	0	35	1	3	.923
Andrew Robinson	.165	44	34	127	14	21	4	0	0	9	25	.197	10	4	22	4	.246	1	4	3	3	64	2	3	.957
Clay Hodges	.133	12	2	15	1	2	0	0	0	0	2	.133	0	1	3	0	.188	0	1	0	0	5	0	0	1.000
Trent Youstin	.000	1	0	1	0	0	0	0	0	1	0	.000	0	0	0	0	.000	0	0	0	0	0	0	0	.000
Chase Walter	.000	1	1	0	0	0	0	0	0	0	0	.000	0	0	0	0	.000	0	0	0	0	4	11	1	.938
<b>Totals</b>	<b>.269</b>	<b>58</b>	<b>58</b>	<b>1982</b>	<b>270</b>	<b>534</b>	<b>92</b>	<b>10</b>	<b>40</b>	<b>255</b>	<b>766</b>	<b>.386</b>	<b>157</b>	<b>54</b>	<b>496</b>	<b>42</b>	<b>.337</b>	<b>17</b>	<b>27</b>	<b>37</b>	<b>51</b>	<b>1487</b>	<b>513</b>	<b>91</b>	<b>.957</b>
<b>Opponents</b>	<b>.309</b>	<b>58</b>	<b>58</b>	<b>2025</b>	<b>470</b>	<b>625</b>	<b>126</b>	<b>14</b>	<b>61</b>	<b>424</b>	<b>962</b>	<b>.475</b>	<b>279</b>	<b>92</b>	<b>427</b>	<b>24</b>	<b>.410</b>	<b>32</b>	<b>43</b>	<b>82</b>	<b>110</b>	<b>1536</b>	<b>589</b>	<b>56</b>	<b>.974</b>


LOB - Team (431), Opp (516). DPs turned - Team (35), Opp (46). TPs turned - Team (0), Opp (1). Cl - Team (2), Capell 2. IBB - Team (5), Bullock 1, Bigbie 1, Holcomb 1, Robinson 1, Robinson 1, Opp (3). Picked off - Prater 3.

Pitching	ERA	W	L	APP	GS	CG	SHO	CBO	SV	IP	H	R	ER	BB	SO	2B	3B	HR	AB	B/Avg	WP	HBP	BK	SFA	SHA
Chase Walter	5.46	3	7	17	14	1	0	0	0	85.2	99	59	52	49	74	21	2	10	330	.300	8	9	3	4	5
Taylor Purus	6.97	2	13	18	15	1	0	0	1	90.1	96	73	70	51	100	18	2	12	346	.277	12	14	2	2	11
Tristan Baker	7.36	3	6	18	12	1	0	0	0	80.2	120	82	66	31	62	27	4	8	348	.345	4	12	1	9	9
Andrew Robinson	0.00	0	0	1	0	0	0	0	0	0.1	1	0	0	0	1	0	0	0	2	.500	0	0	0	0	0
Luke Robinson	0.00	0	0	1	0	0	0	0	0	0.1	0	0	0	1	0	0	0	0	1	.000	0	0	0	0	0
Zach Franklin	3.23	1	4	23	3	0	0	0	3	47.1	49	31	17	24	50	8	0	4	193	.254	9	8	1	2	2
Blake Therrian	6.28	0	4	21	3	0	0	0	0	43.0	54	36	30	26	34	10	0	4	178	.303	10	5	1	2	1
Jake Niezan	7.68	1	1	27	0	0	0	0	0	36.1	57	38	31	19	25	13	1	4	157	.363	4	10	0	3	6
Jake Moebius	8.34	0	1	17	0	0	0	0	0	22.2	25	24	21	16	19	2	2	3	94	.266	8	0	1	2	2
Corey Sikes	9.45	0	5	19	6	0	0	0	0	46.2	68	54	49	15	30	13	0	8	198	.343	4	13	0	4	5
Caleb Bishop	10.86	0	5	13	5	0	0	0	0	30.2	38	48	37	25	19	9	1	5	127	.299	10	14	2	3	1
Michael Davis	15.43	0	0	6	0	0	0	0	0	7.0	11	13	12	11	6	3	1	2	31	.355	2	5	0	0	1
Ryan Mitschele	23.14	0	1	3	0	0	0	0	0	4.2	7	12	12	11	7	2	1	1	20	.350	4	2	0	1	0
<b>Totals</b>	<b>7.21</b>	<b>11</b>	<b>47</b>	<b>58</b>	<b>58</b>	<b>3</b>	<b>0</b>	<b>0</b>	<b>4</b>	<b>495.2</b>	<b>625</b>	<b>470</b>	<b>397</b>	<b>279</b>	<b>427</b>	<b>126</b>	<b>14</b>	<b>61</b>	<b>2025</b>	<b>.309</b>	<b>75</b>	<b>92</b>	<b>11</b>	<b>32</b>	<b>43</b>
<b>Opponents</b>	<b>4.03</b>	<b>47</b>	<b>11</b>	<b>58</b>	<b>58</b>	<b>5</b>	<b>4</b>	<b>2</b>	<b>16</b>	<b>512.0</b>	<b>534</b>	<b>270</b>	<b>229</b>	<b>157</b>	<b>496</b>	<b>92</b>	<b>10</b>	<b>40</b>	<b>1982</b>	<b>.269</b>	<b>59</b>	<b>54</b>	<b>2</b>	<b>17</b>	<b>27</b>

PB - Team (6), Holcomb 3, Capell 3, Opp (6). Pickoffs - Team (10), Purus 5, Sikes 3, Bishop 1, Baker 1, Opp (11). SBA/ATT - Holcomb (72-93), Walter (19-30), Purus (15-19), Baker (12-16), Therrian (11-13), Sikes (9-12), Capell (6-6), Moebius (5-5), Franklin (4-5), Bishop (2-4), Robinson (3-3), Davis (3-3), Niezan (2-3).

SOCONSPORTS.COM

## WOFFORD TERRIERS



**RUSSELL C. KING FIELD**  
CAPACITY: 2,500

### Basic information

Location: ..... Spartanburg, S.C.  
 Founded: ..... 1854  
 Enrollment: ..... 1,650  
 Nickname: ..... Terriers  
 Colors: ..... Old Gold and Black  
 President: ..... Dr. Nayef H. Samhat  
 Director of athletics: ..... Richard Johnson

### Team information

2018 record: ..... 36-23  
 SoCon record: ..... 15-9 (3rd)  
 Home: ..... 24-8  
 Away: ..... 10-13  
 Neutral: ..... 2-2  
 Letterwinners returning/lost: ..... 22/11  
 Position starters returning/lost: ..... 4/5  
 Starting pitchers returning/lost: ..... 13/4  
 Newcomers: ..... 13

### Media relations

Baseball contact: ... Brent Williamson  
 Email: ... williamsondb@wofford.edu  
 Office: ..... 864-597-4093  
 Cell: ..... 864-809-8900  
 Press box: ..... 864-597-4478  
 Website: ..... WoffordTerriers.com



Brent Williamson  
Baseball SID

### SoCon regular-season titles (0)

### SoCon Championship titles (1)

2007

### NCAA appearances (1)

2007

## 2019 SCHEDULE

Date	Opponent	Time (ET)
F15	OHIO	5 p.m.
F16	OHIO	2 p.m.
F17	OHIO	1 p.m.
F20	UNC ASHEVILLE	5 p.m.
F22	BUCKNELL	5 p.m.
F23	VCU	2 p.m.
F24	RADFORD	2 p.m.
F27	vs. Charleston Southern ^	6 p.m.
M1	HARVARD	5 p.m.
M2	HARVARD	2 p.m.
M2	HARVARD	5 p.m.
M3	HARVARD	1 p.m.
M6	USC UPSTATE	5 p.m.
M8	GARDNER-WEBB	5 p.m.
M9	at Gardner-Webb	3 p.m.
M10	GARDNER-WEBB	3 p.m.
M12	OHIO STATE	5 p.m.
M13	BRYANT	5 p.m.
M15	LAFAYETTE	5 p.m.
M16	LAFAYETTE	2 p.m.
M17	LAFAYETTE	1 p.m.
M19	MARYLAND EASTERN SHORE	6 p.m.
M20	MARYLAND EASTERN SHORE	5 p.m.
M22	at Florida A&M	5 p.m.
M23	at Florida A&M	2 p.m.
M27	at Presbyterian	3 p.m.
M29	MERCER*	6 p.m.
M30	MERCER*	3 p.m.
M31	MERCER*	1 p.m.
A2	at Wright State	3 p.m.
A5	at Western Carolina*	6 p.m.
A6	at Western Carolina*	2 p.m.
A7	at Western Carolina*	1 p.m.
A10	PRESBYTERIAN	6 p.m.
A12	VMI*	6 p.m.
A13	VMI*	3 p.m.
A14	VMI*	1 p.m.
A16	at Winthrop	6 p.m.
A18	at ETSU*	6 p.m.
A19	at ETSU*	2 p.m.
A20	at ETSU*	1 p.m.
A23	at UNC Asheville	6 p.m.
A26	SAMFORD*	6 p.m.
A27	SAMFORD*	3 p.m.
A28	SAMFORD*	1 p.m.
M3	at The Citadel*	6 p.m.
M4	at The Citadel*	5 p.m.
M5	at The Citadel*	1 p.m.
M8	at USC Upstate	6 p.m.
M10	FURMAN*	5 p.m.
M11	FURMAN*	1 p.m.
M12	FURMAN*	1 p.m.
M16	at UNC*	6 p.m.
M17	at UNC*	6 p.m.
M18	at UNC*	2 p.m.
M21-26	at SoCon Championship (Fluor Field; Greenville, S.C.)	

\* - Southern Conference game  
 ^ - Lexington, S.C.

## 2019 TERRIERS ROSTER

No.	Name	Pos.	B/T	Ht.	Wt.	Cl.	Hometown/previous school
1	Matty Brown	INF	B/R	5-8	170	Fr.	Chandler, Ariz./Perry
2	Colin Davis	OF	R/R	6-1	185	So.	Roswell, Ga./Blessed Trinity Catholic
4	Michael Wynne	OF	S/R	5-8	170	So.	Marietta, Ga./Pope
5	Brett Rodriguez	INF	R/R	6-0	200	Jr.	Queensbury, N.Y./Queensbury
6	Brennen Dorighi	OF/C	L/R	6-2	210	Fr.	Cherry Hills Village, Colo./Cherry Creek
7	Matt Pagano	OF	R/R	5-10	175	Fr.	Purchase, N.Y./Fordham Prep
8	Alec Cargin	C	L/R	6-0	195	Jr.	Lawrenceville, Ga./Collins Hill
9	John Dempsey	INF	L/R	5-11	200	Fr.	Potomac, Md./Georgetown Prep
10	Lawson Hill	C/INF	R/R	5-10	185	So.	Canton, Ga./Kings Ridge Christian
11	Ty Reginelli	INF	L/R	5-11	190	Sr.	Pittsburgh, Pa./Mars Area
12	Jake Zoller	LHP	L/L	6-2	185	So.	Collegeville, Pa./Spring-Ford
13	Scottie Wallace	RHP	R/R	6-1	190	So.	Charlotte, N.C./Charlotte Christian
14	Austin Higginbotham	LHP	L/L	5-10	190	Sr.	Gainesville, Ga./King's Ridge Christian
15	Reed Massey	INF	R/R	6-0	180	Sr.	Marietta, Ga./Mount Paran Christian
16	Clay Schwaner	RHP	R/R	6-1	195	So.	Peoria, Ariz./Sunrise Mountain
17	Elliot Carney	RHP	R/R	6-2	200	Jr.	Sammamish, Wash./Eastlake
18	Jayden Martinez	LHP	L/L	6-1	180	Fr.	San Antonio, Texas./Ladybird Johnson
19	Chandler Woolridge	RHP/OF	R/R	6-2	160	Fr.	Alpharetta, Ga./Milton
20	Thomas Tatham	RHP	R/R	6-5	220	Sr.	Canton, N.C./Pisgah
21	Hayes Heinecke	LHP	L/L	6-0	210	Fr.	Fayetteville, Ga./Starrs Mill
22	Jake Hershman	RHP	R/R	6-1	170	Jr.	Dacula, Ga./Hebron Christian
23	Matt Ellmyer	RHP	R/R	5-11	192	Jr.	Jupiter, Fla./The Benjamin School
24	Mike Brown	OF	R/R	6-1	195	Jr.	Pflugerville, Texas./Pflugerville
25	Rasesh Pandya	RHP	R/R	6-0	200	Jr.	Greenville, S.C./Mauldin
26	Cameron Bloodworth	RHP	R/R	5-9	170	Fr.	Marietta, Ga./Walton
27	David Yourke	LHP	L/L	6-2	190	So.	Staten Island, N.Y./Indiana University HS
28	Andrew Orzel	INF	R/R	6-3	210	Jr.	Newark, Del./Archmere Academy
30	Nolen Hester	OF	L/L	5-10	165	Fr.	Rockwall, Texas./Rockwall Heath
32	Jake Dippold	LHP	L/L	6-3	190	So.	Syracuse, N.Y./Solvay
33	Hudson Byorick	OF	R/R	6-3	210	Jr.	Auburn, Wash./Auburn Mountainview
34	Reece Maniscalco	RHP	R/R	6-0	200	Jr.	Fairfield, Conn./Fairfield Warde
36	Josh Congdon	INF	R/R	5-10	185	Jr.	Olympia, Wash./North Thurston
38	Ethan Cornelius	C	L/R	5-11	185	Fr.	Atlanta, Ga./Woodward Academy
39	Davis Keller	OF	R/R	6-1	200	Sr.	Spartanburg, S.C./Broome
40	Anthony Garcia	RHP	R/R	6-4	208	Sr.	Happy Valley, Ore./Clackamas

## HEAD COACH TODD INTERDONATO



**Alma mater:** ..... UNC Asheville, 2000  
**Hometown:** ..... Phoenix, Ariz.  
**Career record (years):** ..... 287-337 (11)  
**School record (years):** ..... Same  
**SoCon record (years):** ..... 115-182 (11)  
**SoCon Championship record (appearances):** ..... 7-12 (6)  
**NCAA appearances:** ..... 0

### Assistant coaches

J.J. Edwards ..... 7th season (Sacred Heart, 2010)  
 Seth Cutler-Voltz ..... 3rd season (VCU, 2012)  
 Sam Tinkham ..... 1st season (Grinnell College, 2016)



# TERRIERS



**SENIOR AUSTIN HIGGINBOTHAM**

## 2018 RESULTS (36-23, 15-9 SOCON; 3RD)

Date	Opponent	Result	Date	Opponent	Result
F16	#8 Kentucky	L, 1-6	A6	at UNCW	W, 5-4
F17	Fordham	L, 1-2	A8	at UNCW	L, 3-4
F18	Dayton	W, 4-2	A11	at Presbyterian	W, 3-2
F21	UNC Asheville	L, 4-10	A13	at Furman*	L, 3-4
F23	Xavier	W, 16-2	A14	at Furman*	W, 13-5
F24	Seton Hall	W, 12-5	A14	at Furman*	W, 5-2
F25	Presbyterian	L, 2-9	A18	at UNC Asheville	L, 3-5
F27	at Georgia	L, 0-5	A20	The Citadel*	W, 5-1
F28	Gardner-Webb	ppd.	A21	The Citadel*	W, 8-5
M2	Penn	W, 8-6	A22	The Citadel*	W, 6-5
M3	Penn	W, 7-6	A25	at Charlotte	L, 9-10 (14)
M4	Penn	W, 5-4	A27	UNCG*	W, 2-1
M6	at #6 Clemson	L, 3-6	A28	UNCG*	L, 5-11
M7	Boston College %	W, 12-10	A29	UNCG*	L, 2-9
M10	Marist	W, 18-4	M2	Presbyterian	W, 9-8
M10	Marist	W, 7-5	M4	at Samford*	L, 2-4
M12	Marist	W, 9-4	M5	at Samford*	W, 6-4
M14	USC Upstate	W, 10-2	M6	at Samford*	L, 4-5
M17	Siena	W, 10-4	M9	at USC Upstate	L, 10-12
M17	Siena	W, 12-6	M11	at VMI*	L, 4-12
M18	Siena	W, 13-8	M12	at VMI*	W, 8-4
M20	Gardner-Webb	L, 8-13	M13	at VMI*	W, 12-10 (11)
M21	at Gardner-Webb	W, 7-4	M17	ETSU*	W, 8-4
M23	at Mercer*	L, 5-7	M18	ETSU*	L, 2-4
M24	at Mercer*	L, 2-3	M19	ETSU*	W, 9-8 (11)
M25	at Mercer*	W, 14-10	M23	vs. ETSU \$	W, 8-7
M27	Winthrop	W, 5-3	M24	vs. Samford \$	L, 2-5
M29	Western Carolina*	W, 6-5 (11)	M25	vs. UNCG \$	L, 7-15
M30	Western Carolina*	W, 5-3			
M31	Western Carolina*	W, 3-2			
A4	at #11 East Carolina	L, 8-13			
A6	at UNCW	W, 13-1			

\* - Southern Conference game  
% - Fluor Field; Greenville, S.C.  
\$ - SoCon Championship (Fluor Field; Greenville, S.C.)

## 2018 STATISTICS

Batting	AVG	GP	GS	AB	R	H	2B	3B	HR	RBI	TB	SLG%	BB	HBP	SO	GDP	OB%	SF	SH	SB	ATT	PO	A	E	FLD%
McClain Bradley	.355	58	58	251	52	89	10	3	9	49	132	.526	22	2	51	7	.409	1	1	20	29	128	6	1	.993
Mack Nathanson	.338	59	59	216	58	73	20	2	11	55	130	.602	37	19	54	2	.466	5	3	20	28	95	2	4	.960
Colin Davis	.303	53	52	208	44	63	17	4	13	45	127	.611	19	3	49	1	.368	1	4	12	14	151	0	4	.974
Alex Malsch	.281	59	59	192	43	54	11	1	1	28	70	.365	20	10	57	0	.375	2	7	21	26	75	189	23	.920
Lawson Hill	.277	47	40	155	26	43	8	0	0	18	51	.329	13	2	20	4	.339	1	3	12	15	117	20	0	1.000
Brett Rodriguez	.274	59	59	219	49	60	7	2	2	29	77	.352	48	7	50	5	.408	8	0	30	36	121	118	12	.952
Andrew Orzel	.270	59	56	215	38	58	16	2	3	35	87	.405	14	23	37	3	.371	4	4	9	13	485	23	5	.990
Cody Miller	.266	50	48	173	23	46	12	0	5	37	73	.422	22	9	47	1	.368	5	3	3	3	245	23	3	.989
Max McDougald	.259	59	59	212	27	55	10	0	2	30	71	.335	23	6	31	7	.340	6	4	11	12	41	109	16	.904
Alec Cargin	.278	30	19	79	17	22	2	1	3	13	35	.443	12	3	23	0	.389	1	3	4	5	77	16	1	.989
Chris Rubottom	.211	11	4	19	2	4	1	0	0	0	5	.263	2	0	5	2	.286	0	1	1	1	18	9	1	.964
Reed Massey	.156	24	11	45	10	7	0	0	0	1	7	.156	4	0	23	1	.224	0	0	3	3	6	10	2	.889
Ty Reginelli	.118	10	6	17	2	2	0	0	0	1	2	.118	8	1	6	0	.423	0	0	2	3	24	2	1	.963
Parker Hill	.000	1	0	1	0	0	0	0	0	0	0	.000	0	0	1	0	.000	0	0	0	0	0	0	0	.000
Michael Wynne	.000	7	0	1	2	0	0	0	0	0	0	.000	0	0	0	0	.000	0	0	0	0	2	0	0	1.000
Davis Keller	.000	6	0	1	1	0	0	0	0	0	0	.000	0	0	1	0	.000	0	0	0	0	1	0	0	1.000
Adam Scott	.000	1	1	0	0	0	0	0	0	0	0	.000	0	0	0	0	.000	0	0	0	0	1	11	1	.923
<b>Totals</b>	<b>.287</b>	<b>59</b>	<b>59</b>	<b>2004</b>	<b>393</b>	<b>576</b>	<b>114</b>	<b>15</b>	<b>49</b>	<b>341</b>	<b>867</b>	<b>.433</b>	<b>244</b>	<b>85</b>	<b>455</b>	<b>33</b>	<b>.382</b>	<b>34</b>	<b>33</b>	<b>148</b>	<b>188</b>	<b>1598</b>	<b>596</b>	<b>84</b>	<b>.963</b>
<b>Opponents</b>	<b>.272</b>	<b>59</b>	<b>59</b>	<b>2095</b>	<b>340</b>	<b>569</b>	<b>111</b>	<b>7</b>	<b>66</b>	<b>308</b>	<b>892</b>	<b>.426</b>	<b>117</b>	<b>58</b>	<b>454</b>	<b>22</b>	<b>.342</b>	<b>18</b>	<b>45</b>	<b>31</b>	<b>48</b>	<b>1567</b>	<b>617</b>	<b>79</b>	<b>.965</b>

LOB - Team (441), Opp (455). DPs turned - Team (33), Opp (47). CI - Team (0), Opp (1). IBB - Team (5), Miller 2, Bradley 1, Davis 1, Nathanson 1, Opp (1). Picked off - Bradley 4, Rodriguez 3, Malsch 1, Rubottom 1, McDougald 1, Miller 1.

Pitching	ERA	W	L	APP	GS	CG	SHO	CBO	SV	IP	H	R	ER	BB	SO	2B	3B	HR	AB	B/Avg	WP	HBP	BK	SFA	SHA
Adam Scott	3.14	8	5	18	15	2	0	0	2	103.1	94	44	36	18	137	16	0	11	396	.237	8	9	0	0	5
Austin Higginbotham	4.50	6	5	16	15	2	0	0	0	102.0	119	65	51	28	74	27	0	13	409	.291	5	8	2	2	12
Anthony Garcia	3.81	5	1	29	0	0	0	0	5	56.2	57	27	24	19	51	7	2	6	218	.261	2	7	0	4	5
Jake Hershamn	4.59	4	4	25	0	0	0	0	3	51.0	46	28	26	21	36	8	0	4	195	.236	13	3	1	2	1
Ty Reginelli	4.67	1	1	16	0	0	0	0	0	17.1	16	13	9	14	13	2	1	2	66	.242	7	0	0	2	1
Jake Zoller	4.82	0	0	5	2	0	0	0	0	9.1	10	5	5	6	8	4	0	0	35	.286	2	2	0	0	1
Grant Byers	4.91	4	1	12	10	0	0	0	0	47.2	46	26	26	24	30	10	1	4	177	.260	7	6	0	1	5
Scottie Wallace	6.55	0	3	9	14	0	0	0	0	22.0	29	19	16	8	13	6	0	3	94	.309	4	2	0	1	2
Matt Ellmyer	6.91	6	0	22	1	0	0	0	3	43.0	46	36	33	10	46	8	1	9	167	.275	3	8	0	4	4
Clay Schwaner	6.94	1	3	14	12	0	0	0	0	48.0	64	45	37	16	26	11	1	8	199	.322	3	5	0	1	8
Tyler McGuigan	7.20	0	0	9	0	0	0	0	0	10.0	12	9	8	6	5	1	0	4	42	.286	3	4	0	0	1
David Ehmen	8.44	0	0	11	0	0	0	0	0	10.2	16	11	10	1	4	6	0	2	47	.340	1	3	0	0	0
Jake Dippold	9.00	1	0	7	0	0	0	0	0	10.0	13	10	2	11	5	1	0	45	.289	2	1	0	0	0	
Thomas Tatham	10.80	0	0	2	0	0	0	0	0	1.2	1	2	2	4	0	0	0	0	5	.200	1	0	0	1	0
<b>Totals</b>	<b>4.95</b>	<b>36</b>	<b>23</b>	<b>59</b>	<b>59</b>	<b>4</b>	<b>0</b>	<b>0</b>	<b>13</b>	<b>532.2</b>	<b>569</b>	<b>340</b>	<b>293</b>	<b>177</b>	<b>454</b>	<b>111</b>	<b>7</b>	<b>66</b>	<b>2095</b>	<b>.272</b>	<b>61</b>	<b>58</b>	<b>3</b>	<b>18</b>	<b>45</b>
<b>Opponents</b>	<b>5.91</b>	<b>23</b>	<b>26</b>	<b>59</b>	<b>59</b>	<b>0</b>	<b>1</b>	<b>1</b>	<b>11</b>	<b>522.1</b>	<b>576</b>	<b>393</b>	<b>343</b>	<b>244</b>	<b>455</b>	<b>114</b>	<b>15</b>	<b>49</b>	<b>2004</b>	<b>.287</b>	<b>54</b>	<b>85</b>	<b>13</b>	<b>34</b>	<b>33</b>

PB - Team (8), Miller 4, Hill 2, Cargin 2, Opp (8). Plckoffs - Team (5), Byers 3, Higginbotham 1, Miller 1, Opp (11). SBA/ATT - Miller (14-20), Hill (9-14), Higginbotham (7-11), Cargin (8-10), Scott (6-9), Schwaner (5-7), Hershamn (4-6), Byers (1-3), Ellmyer (2-3), Reginelli (1-3), Garcia (2-2), Dippold (1-1), Zoller (1-1), Ehmen (0-1), Wallace (1-1).

## 2018 SOUTHERN CONFERENCE STANDINGS

Team	Conference			Overall			Home	Away	Neutral
	Record	Pct	Home	Away	Record	Pct			
UNCG	18-3	.857	10-2	8-1	39-15	.722	23-8	14-5	2-2
\$Samford	26-8	.667	8-4	8-4	37-26	.587	19-13	13-9	5-4
Wofford	15-9	.625	9-3	6-6	36-27	.610	15-5	4-9	2-2
VMI	12-12	.500	8-4	4-8	26-27	.491	16-9	10-16	0-2
Mercer	11-13	.458	6-6	5-7	38-22	.633	23-10	12-10	3-2
ETSU	11-13	.458	4-8	7-5	28-25	.528	12-10	14-12	2-3
Furman	9-12	.429	2-7	7-5	24-28	.462	13-14	10-12	1-2
The Citadel	8-16	.333	3-9	5-7	19-34	.358	12-22	7-11	0-1
Western Carolina	5-19	.208	2-10	3-9	11-47	.190	4-22	3-21	4-4

§ - SoCon tournament champion

### 2018 SOUTHERN CONFERENCE CHAMPIONSHIP

PRESENTED BY HOLSTON GASES  
FLUOR FIELD • GREENVILLE, S.C.

#### May 22 (Tuesday)

Game 1: #9 Western Carolina 6, #8 The Citadel 5

#### May 23 (Wednesday)

Game 2: #5 Mercer 19, #5 VMI 0 (7 innings)  
Game 3: #9 Western Carolina 10, #1 UNCG 2  
Game 4: #2 Samford 4, #7 Furman 0  
Game 5: #3 Wofford 8, #6 ETSU 7 (10 innings)

#### May 24 (Thursday)

Game 6: #1 UNCG 11, #4 VMI 7  
Game 7: #6 ETSU 5, #7 Furman 2  
Game 8: #5 Mercer 15, #9 Western Carolina 0 (7 innings)  
Game 9: #2 Samford 5, #3 Wofford 2

#### May 25 (Friday)

Game 10: #9 Western Carolina 11, #6 ETSU 8  
Game 11: #1 UNCG 15, #3 Wofford 7

#### May 26 (Saturday)

Game 12: #2 Samford 10, #5 Mercer 3  
Game 13: #9 Western Carolina 8, #1 UNCG 4  
Game 14: #5 Mercer 10, #9 Western Carolina 2

#### May 27 (Sunday)

Game 15: #3 Samford 14, #5 Mercer 4 (7 innings)

### Southern Conference Baseball Championship All-Tournament Team

SP - Samuel Strickland, Samford  
SP - Taylor Purus, Western Carolina  
RP - Wyatt Burns, Samford  
C - Anthony Mulrine, Samford  
1B - Justin Sparks, Western Carolina  
2B - Jackson Ware, Mercer  
SS - Cameron Blaquiere, Western Carolina  
3B - Cade Gilbert, ETSU  
OF - Trey Truitt, Mercer  
OF - Andrew Moritz, UNCG  
OF - McClain Bradley, Wofford  
DH - Brooks Carlson, Samford

**Most Outstanding Player  
(Walt Nadzak Award)**  
Brooks Carlson, Samford

### 2018 NCAA TALLAHASSEE REGIONAL

#### June 1 (Friday)

NCAA Tallahassee Regional (Dick Howser Stadium; Tallahassee, Fla.)  
No. 4 Samford 7, No. 1 Florida State 6

#### June 2 (Saturday)

NCAA Tallahassee Regional (Dick Howser Stadium; Tallahassee, Fla.)  
No. 2 Oklahoma 4, No. 4 Samford 0

#### June 2 (Sunday)

NCAA Tallahassee Regional (Dick Howser Stadium; Tallahassee, Fla.)  
No. 3 Mississippi State 9, No. 4 Samford 8



Samford's Brooks Carlson earned the Walt Nadzak Most Outstanding Player Award at the Southern Conference Baseball Championship in 2018. Carlson hit .340 to help the Bulldogs go 4-0 in the SoCon Championship, defeating Mercer twice on the last day to advance to the NCAA Regional.



# 2018 YEAR IN REVIEW



## COACHES ALL-CONFERENCE

### Player of the Year

Andrew Moritz, Jr., OF, UNCG

### Pitcher of the Year

Matt Frisbee, Jr., RHP, UNCG

### Freshman of the Year

RJ Yeager, Fr., IF, Mercer

### Coach of the Year

Link Jarrett, UNCG

### First Team

SP Matt Frisbee, UNCG  
 SP Samuel Strickland, Samford  
 RP Robert Broom, Mercer  
 C Peyton Maddox, VMI  
 1B Christian Bailey, ETSU  
 2B Austin Emblar, UNCG  
 SS Chris Cook, ETSU  
 3B Caleb Webster, UNCG  
 OF Ben Anderson, Furman  
 OF Andrew Moritz, UNCG  
 OF Matt Pita, VMI  
 DH Caleb Longley, ETSU

### Second Team

SP Josh Wilder, VMI  
 SP Adam Scott, Wofford  
 RP Andrew Wantz, UNCG  
 C Spencer Holcomb, Western Carolina  
 1B Jake Huggins, VMI  
 2B Cullen Smith, ETSU  
 SS RJ Yeager, Mercer  
 3B Nathan Eaton, VMI  
 OF Cesar Trejo, UNCG  
 OF McClain Bradley, Wofford  
 DH Brooks Carlson, Samford

### All-Freshman Team

David Beam, ETSU  
 Ben Jackson, ETSU  
 Ben Anderson, Furman  
 Le Bassett, Mercer  
 RJ Yeager, Mercer  
 Brooks Carlson, Samford  
 Samuel Strickland, Samford  
 Justice Bigbie, Western Carolina  
 Will Prater, Western Carolina  
 Chase Walter, Western Carolina  
 Colin Davis, Wofford  
 Lawson Hill, Wofford

## SCSMA (MEDIA) ALL-CONFERENCE

### Player of the Year

Andrew Moritz, Jr., OF, UNCG

### Pitcher of the Year

Matt Frisbee, Jr., RHP, UNCG

### Freshman of the Year

Samuel Strickland, LHP, Samford

### Coach of the Year

Link Jarrett, UNCG

### First Team

SP Matt Frisbee, UNCG  
 SP Samuel Strickland, Samford  
 RP Robert Broom, Mercer  
 C Peyton Maddox, VMI  
 1B Christian Bailey, ETSU  
 2B Austin Emblar, UNCG  
 SS Chris Cook, ETSU  
 3B Caleb Webster, UNCG  
 OF Trey Truitt, Mercer  
 OF Andrew Moritz, UNCG  
 OF Matt Pita, VMI  
 DH Caleb Longley, ETSU

### Second Team

SP Josh Wilder, VMI  
 SP Adam Scott, Wofford  
 RP Andrew Wantz, UNCG  
 C Spencer Holcomb, Western Carolina  
 1B Jake Huggins, VMI  
 2B Cullen Smith, ETSU  
 2B Brandon Michie, Mercer  
 SS RJ Yeager, Mercer  
 3B Jackson Ware, Mercer  
 OF Ben Anderson, Furman  
 OF Cesar Trejo, UNCG  
 OF Will Malbon, VMI  
 DH Brooks Carlson, Samford

## PLAYERS OF THE WEEK

Feb. 19 Jake Crawford, Furman  
 Feb. 26 Matt Dunlevy, VMI  
 March 5 Matt Pita, VMI  
 March 12 Cesar Trejo, UNCG  
 March 19 Trey Truitt, Mercer  
 March 26 Caleb Webster, UNCG  
 April 2 Jackson Ware, Mercer  
 April 9 Jared Mihalik, Furman  
 April 16 Matt Pita, VMI  
 April 23 Caleb Webster, UNCG  
 April 30 Tripp Shelton, UNCG  
 May 7 Brooks Carlson, Samford  
 May 14 Spencer Holcomb, Western Carolina  
 May 20 Matt Pita, VMI

## PITCHERS OF THE WEEK

Feb. 19 Micah Kaczor, ETSU  
 Feb. 26 Samuel Strickland, Samford  
 March 5 Samuel Strickland, Samford  
 March 12 Jack Maynard, UNCG  
 March 19 Adam Scott, Wofford  
 March 26 Jordan Buster, The Citadel  
 April 2 Dylan Spence, The Citadel  
 April 9 Samuel Strickland, Samford  
 April 16 Jake Hershman, Wofford  
 April 23 Adam Scott, Wofford  
 April 30 Adam Scott, Wofford  
 May 7 Chase Walter, Western Carolina  
 May 14 Samuel Strickland, Samford  
 May 20 Ryan Simpler, ETSU

## PLAYERS OF THE MONTH

February Cesar Trejo, OF, UNCG  
 March Trey Truitt, OF, Mercer  
 April Collin Fleischer, OF, VMI  
 May Brooks Carlson, DH, Samford

## PITCHERS OF THE MONTH

February Andrew Wantz, UNCG  
 March Robert Broom, RHP, Mercer  
 April Adam Scott, Wofford  
 May Wyatt Burns, Samford



Wofford's Adam Scott was selected in the fourth round of the 2018 First-Year Player Draft by the Cleveland Indians. Scott posted an 8-5 record during the 2018 season, posting a 3.14 ERA in 103 1/3 innings pitched.

## MLB DRAFT

The Southern Conference had 17 players selected in the 2018 MLB First-Year Player Draft, with Wofford's Adam Scott going in the fourth round at No. 133 overall. UNCG led the way with six picks.

Name, SoCon team	MLB	Rd	Overall
Adam Scott, Wofford	CLE	4	133
Austin Cox, Mercer	KC	5	152
Andrew Moritz, UNCG	ATL	6	172
Andrew Wantz, UNCG	LA	7	211
Josh Winder, VMI	MIN	7	214
Robert Broom, Mercer	CLE	10	313
Matt Pita, VMI	NYG	12	367
Matt Frisbee, UNCG	SF	15	436
Cesar Trejo, UNCG	SEA	17	508
Erin Baldwin, Samford	ARZ	20	609
Nathan Eaton, VMI	KC	21	632
Bryce Hensley, UNCG	KC	22	662
Troy Dixon, Samford	TEX	24	719
Jack Maynard, UNCG	CHW	25	738
Christian Vann, Mercer	WSH	25	761
Trey Truitt, Mercer	BAL	34	1,015
Stephen Jones, Samford	PHI	38	1,127

## TEAM BATTING LEADERS

	AVG	G	AB	R	H	2B	3B	HR	RBI	TB	SLG%	BB	HBP	SO	GDP	OB%	SF	SH	SB	ATT	PO	A	E	FLD%
UNCG	.326	54	1917	394	624	94	30	40	345	898	.468	202	39	352	28	.398	18	42	86	111	1456	543	46	.978
Mercer	.302	60	2101	479	635	105	8	80	437	996	.474	266	92	468	7	.400	24	53	77	96	1563	536	66	.970
Wofford	.287	59	2004	393	576	114	15	49	341	867	.433	244	85	455	33	.382	34	33	148	188	1598	596	84	.963
ETSU	.287	53	1837	339	527	111	8	53	311	813	.443	208	62	454	22	.374	25	30	44	63	1405	489	59	.970
VMI	.284	53	1794	352	509	104	21	67	310	856	.477	281	62	461	17	.394	27	22	95	117	1382	462	70	.963
Furman	.274	52	1771	292	485	78	16	40	262	715	.404	187	33	433	38	.353	9	25	27	45	1350	518	66	.966
Western Carolina	.269	58	1982	270	534	92	10	40	255	766	.386	157	54	496	42	.337	17	27	37	51	1487	514	91	.957
Samford	.267	63	2155	354	576	96	5	45	316	817	.379	228	76	477	19	.355	21	34	68	93	1688	585	83	.965
The Citadel	.266	53	1779	237	474	73	11	18	211	623	.350	173	44	386	16	.342	22	33	60	88	1403	502	70	.965
<b>Totals</b>	<b>.285</b>	<b>505</b>	<b>17340</b>	<b>3110</b>	<b>4940</b>	<b>867</b>	<b>124</b>	<b>432</b>	<b>2788</b>	<b>7351</b>	<b>.424</b>	<b>1946</b>	<b>547</b>	<b>3982</b>	<b>222</b>	<b>.371</b>	<b>197</b>	<b>299</b>	<b>642</b>	<b>852</b>	<b>13332</b>	<b>4745</b>	<b>635</b>	<b>.966</b>



UNCG's Andrew Mortiz led the SoCon in batting average for the third straight season in 2018, posting an average of .428.

<b>Total bases</b>		
Mercer	996	
UNCG	898	
Wofford	867	
VMI	856	
Samford	817	
ETSU	813	
Western Carolina	766	
Furman	715	
The Citadel	623	
<b>Total plate appearances</b>		
Mercer	2536	
Samford	2514	
Wofford	2401	
Western Carolina	2237	
UNCG	2218	
VMI	2186	
ETSU	2162	
The Citadel	2051	
Furman	2025	
<b>At bats</b>		
Samford	2155	
Mercer	2101	
Wofford	2004	
Western Carolina	1982	
UNCG	1917	
ETSU	1873	
VMI	1794	
The Citadel	1779	
Furman	1771	
<b>Walks</b>		
VMI	281	
Mercer	266	
Wofford	244	
Samford	228	
ETSU	208	
UNCG	202	
Furman	187	
The Citadel	173	
Western Carolina	157	
<b>Hit by pitch</b>		
Mercer	92	
Wofford	85	
Samford	76	
ETSU	62	
VMI	62	
Western Carolina	54	
The Citadel	44	
UNCG	39	
Furman	33	
<b>Strikeouts</b>		
Western Carolina	496	
Samford	477	
Mercer	468	
VMI	461	
Wofford	455	
ETSU	454	
Furman	433	
The Citadel	386	
UNCG	352	
<b>Sacrifice bunts</b>		
Mercer	53	
UNCG	42	
Samford	34	
The Citadel	33	
Wofford	33	
ETSU	30	
Western Carolina	27	
Furman	25	
VMI	22	
<b>Sacrifice flies</b>		
Wofford	34	
VMI	27	
ETSU	25	
Mercer	24	
The Citadel	22	
Samford	21	
UNCG	18	
Western Carolina	17	
Furman	9	
<b>Stolen bases</b>		
Wofford	148	
VMI	95	
UNCG	86	
Mercer	77	
Samford	68	
The Citadel	60	
ETSU	44	
Western Carolina	37	
Furman	27	
<b>Caught stealing</b>		
Wofford	40	
The Citadel	28	
UNCG	25	
Samford	25	
VMI	22	
ETSU	19	
Mercer	19	
Furman	18	
Western Carolina	14	
<b>Steal attempts</b>		
Wofford	188	
VMI	117	
UNCG	111	
Mercer	96	
Samford	93	
The Citadel	88	
ETSU	63	
Western Carolina	51	
Furman	45	
<b>Grounded into DP</b>		
Western Carolina	42	
Furman	38	
Wofford	33	
UNCG	28	
ETSU	22	
Samford	19	
VMI	17	
The Citadel	16	
Mercer	7	

<b>Batting average</b>		
UNCG	.326	
Mercer	.302	
Wofford	.287	
ETSU	.287	
VMI	.287	
Furman	.274	
Western Carolina	.269	
Samford	.267	
The Citadel	.266	
<b>Runs scored</b>		
Mercer	479	
UNCG	394	
Wofford	393	
Samford	354	
VMI	352	
ETSU	339	
Furman	292	
Western Carolina	270	
The Citadel	237	
<b>Doubles</b>		
Wofford	114	
ETSU	111	
Mercer	105	
VMI	104	
Samford	96	
UNCG	94	
Western Carolina	92	
Furman	78	
The Citadel	73	
<b>Triples</b>		
UNCG	30	
VMI	21	
Furman	16	
Wofford	15	
The Citadel	11	
Western Carolina	10	
ETSU	8	
Mercer	8	
Samford	5	
<b>Home runs</b>		
Mercer	80	
VMI	67	
ETSU	53	
Wofford	49	
Samford	45	
Western Carolina	40	
Furman	40	
UNCG	40	
The Citadel	18	
<b>Slugging percentage</b>		
VMI	.477	
Mercer	.474	
UNCG	.468	
ETSU	.443	
Wofford	.433	
Furman	.404	
Western Carolina	.386	
Samford	.379	
The Citadel	.350	
<b>On-base percentage</b>		
Mercer	.400	
UNCG	.398	
VMI	.394	
Wofford	.382	
ETSU	.374	
Samford	.355	
Furman	.353	
The Citadel	.342	
Western Carolina	.337	
<b>Runs batted in</b>		
Mercer	437	
UNCG	345	
Wofford	341	
Samford	316	
ETSU	311	
VMI	310	
Furman	262	
Western Carolina	255	
The Citadel	211	



# 2018 TEAM STATS



## TEAM PITCHING LEADERS

	ERA	W	L	G	CG	SHO	CBO	SV	IP	H	R	ER	BB	SO	2B	3B	HR	AB	B/Avg	WP	HBP	BK	SFA	SHA
Samford	3.60	37	26	63	1	7	7	14	562.2	481	275	225	212	571	78	11	40	2101	.229	48	82	1	20	38
UNCG	4.17	39	15	54	2	1	1	22	485.1	466	258	225	193	529	83	11	37	1837	.254	37	62	7	21	14
Mercer	4.79	38	22	60	1	4	4	10	521.0	555	327	277	242	633	75	7	53	2039	.272	70	48	1	17	27
Wofford	4.95	36	23	59	4	0	0	13	532.2	569	340	293	177	454	111	7	66	2095	.272	61	58	3	18	45
ETSU	5.28	28	25	53	1	1	1	16	468.1	542	330	275	194	406	77	19	53	1875	.289	39	34	6	19	27
The Citadel	5.85	19	34	53	2	2	2	9	467.2	544	367	304	237	406	103	16	48	1858	.293	57	60	8	23	31
Furman	5.98	24	28	52	2	0	0	11	450.0	566	353	299	203	328	89	7	69	1820	.311	41	38	6	35	18
VMI	6.43	26	27	53	1	0	0	9	460.2	558	376	329	224	423	81	5	67	1870	.298	75	55	6	17	32
Western Carolina	7.21	11	47	58	3	0	0	4	495.2	625	470	397	279	427	126	14	61	2025	.309	75	92	11	32	43
<b>Totals</b>	<b>5.31</b>	<b>258</b>	<b>247</b>	<b>505</b>	<b>17</b>	<b>15</b>	<b>15</b>	<b>108</b>	<b>4444.0</b>	<b>4906</b>	<b>3096</b>	<b>2624</b>	<b>1961</b>	<b>4177</b>	<b>823</b>	<b>97</b>	<b>494</b>	<b>17520</b>	<b>.280</b>	<b>503</b>	<b>529</b>	<b>49</b>	<b>202</b>	<b>275</b>

### Earned run average

Samford	3.60
UNCG	4.17
Mercer	4.79
Wofford	4.95
ETSU	5.28
The Citadel	5.85
Furman	5.98
VMI	6.43
Western Carolina	7.21

### Losses

Western Carolina	47
The Citadel	34
Furman	28
VMI	27
Samford	26
ETSU	25
Wofford	23
Mercer	22
UNCG	15

### Runs allowed

UNCG	258
Samford	275
Mercer	327
ETSU	330
Wofford	340
Furman	353
The Citadel	367
VMI	376
Western Carolina	470

### Walks allowed

Wofford	177
UNCG	193
ETSU	194
Furman	203
Samford	212
VMI	224
The Citadel	237
Mercer	242
Western Carolina	279

### Triples allowed

VMI	5
Mercer	7
Wofford	7
Furman	7
Samford	11
UNCG	11
Western Carolina	14
The Citadel	16
ETSU	19

### Opposing bat average

Samford	.229
UNCG	.254
Wofford	.272
Mercer	.272
ETSU	.289
The Citadel	.293
VMI	.298
Western Carolina	.309
Furman	.311

### Saves

UNCG	22
ETSU	16
Samford	14
Wofford	13
Furman	11
Mercer	10
The Citadel	9
VMI	9
Western Carolina	4

### Earned runs allowed

UNCG	225
Samford	225
ETSU	275
Mercer	277
Wofford	293
Furman	299
The Citadel	304
VMI	329
Western Carolina	397

### Doubles allowed

Mercer	75
ETSU	77
Samford	78
VMI	81
UNCG	83
Furman	89
The Citadel	103
Wofford	111
Western Carolina	126

### Home runs allowed

UNCG	37
Samford	40
The Citadel	48
Mercer	53
ETSU	53
Western Carolina	61
Wofford	66
VMI	67
Furman	69

### Innings pitched

Samford	562.2
Wofford	532.2
Mercer	521.0
Western Carolina	495.2
UNCG	485.1
ETSU	468.1
The Citadel	467.2
VMI	460.2
Furman	450.0

### Runners picked off

UNCG	16
Western Carolina	10
Furman	10
Samford	9
VMI	7
Mercer	7
The Citadel	6
ETSU	5
Wofford	5

### Batters struck out

Mercer	633
Samford	571
UNCG	529
Wofford	454
Western Carolina	427
VMI	423
ETSU	406
The Citadel	406
Furman	328

### Sacrifice bunts allowed

Wofford	45
Western Carolina	43
Samford	38
VMI	32
The Citadel	31
ETSU	27
Mercer	27
Furman	18
UNCG	14

### Batters struck out looking

Mercer	191
Samford	136
UNCG	130
Western Carolina	126
ETSU	107
Wofford	105
Furman	100
VMI	93
The Citadel	91

### Sacrifice flies allowed

Furman	35
Western Carolina	32
The Citadel	23
UNCG	21
Samford	20
ETSU	19
Wofford	18
Mercer	17
VMI	17

### Wins

UNCG	39
Mercer	38
Samford	37
Wofford	36
ETSU	28
VMI	26
Furman	24
The Citadel	19
Western Carolina	11

### Hits allowed

UNCG	466
Samford	481
ETSU	542
The Citadel	544
Mercer	555
VMI	558
Furman	566
Wofford	569
Western Carolina	625



Mercer right-handed pitcher Robert Broom led the SoCon with a 1.70 ERA in 2018.

### Wild pitches

VMI	75
Western Carolina	75
Mercer	70
Wofford	61
The Citadel	57
Samford	48
Furman	41
ETSU	39
UNCG	37

### Balks

Western Carolina	11
The Citadel	8
UNCG	7
VMI	6
ETSU	6
Furman	6
Wofford	3
Samford	1
Mercer	1

### Hit batters

Western Carolina	92
Samford	82
UNCG	62
The Citadel	60
Wofford	58
VMI	55
Mercer	48
Furman	38
ETSU	34

### Intentional BB allowed

Mercer	15
The Citadel	13
Furman	8
Western Carolina	3
UNCG	3
Samford	2
VMI	1
Wofford	1

## TEAM FIELDING LEADERS

Team	C	PO	A	E	FLD%	DPs	SBA	CSB	SBA%	PB	CI
UNCG	2045	1456	543	46	.978	38	47	17	.734	16	0
ETSU	1953	1405	489	59	.970	32	47	24	.662	5	2
Mercer	2165	1563	536	66	.970	41	70	17	.805	9	1
Furman	1934	1350	518	66	.966	53	75	16	.825	13	2
Samford	2356	1688	585	83	.965	26	68	20	.773	9	1
The Citadel	1975	1403	502	70	.965	44	60	26	.698	10	0
VMI	1914	1382	462	70	.963	31	88	19	.822	10	0
Wofford	2278	1598	596	84	.963	33	31	17	.646	8	0
Western Carolina	2092	1487	514	91	.957	35	82	28	.745	6	2
<b>Totals</b>	<b>18712</b>	<b>13332</b>	<b>4745</b>	<b>635</b>	<b>.966</b>	<b>333</b>	<b>568</b>	<b>184</b>	<b>.755</b>	<b>87</b>	<b>8</b>

### Fielding percentage

UNCG	.978
ETSU	.970
Mercer	.970
Furman	.966
Samford	.965
The Citadel	.965
VMI	.963
Wofford	.963
Western Carolina	.957

### Chances

Samford	2356
Wofford	2278
Mercer	2165
Western Carolina	2092
UNCG	2045
The Citadel	1975
ETSU	1953
Furman	1934
VMI	1914

### Putouts

Samford	1688
Wofford	1598
Mercer	1563
Western Carolina	1487
UNCG	1456
ETSU	1405
The Citadel	1403
VMI	1382
Furman	1350

### Assists

Wofford	596
Samford	585
UNCG	543
Mercer	536
Furman	518
Western Carolina	514
The Citadel	502
ETSU	489
VMI	462

### Errors

Western Carolina	91
Wofford	84
Samford	83
The Citadel	70
VMI	70
Mercer	66
Furman	66
ETSU	59
UNCG	46

### Fielding double plays

Furman	53
The Citadel	44
Mercer	41
UNCG	38
Western Carolina	35
Wofford	33
ETSU	32
VMI	31
Samford	26



ETSU catcher Jackson Greer had a .994 fielding percentage in 2018. As a sophomore, Greer started 38 games and committed just two errors in 317 chances, hitting .234 while hitting nine home runs.



Mercer's JT Thomas led the league with 556 putouts. The outfielder started 57 games for the Bucs in 2018.

### Stolen bases against

VMI	88
Western Carolina	82
Furman	75
Mercer	70
Samford	68
The Citadel	60
ETSU	47
UNCG	47
Wofford	31

### Caught stealing by

Western Carolina	28
The Citadel	26
ETSU	24
Samford	20
VMI	19
Mercer	17
Wofford	17
UNCG	17
Furman	16

### Steal attempts against

Western Carolina	110
VMI	107
Furman	91
Samford	88
Mercer	87
The Citadel	86
ETSU	71
UNCG	64
Wofford	48

### Passed balls

UNCG	16
Furman	13
VMI	10
The Citadel	10
Mercer	9
Samford	9
Wofford	8
ETSU	6
Western Carolina	6

### Catcher's interference

Furman	2
Western Carolina	2
ETSU	2
Samford	1
Mercer	1



# 2018 INDIVIDUAL STATS



## INDIVIDUAL BATTING LEADERS

### Batting average

Andrew Moritz, UNCG	.428
Matt Pita, VMI	.389
Caleb Webster, UNCG	.380
Trey Truitt, MER	.373
Chris Cook, ETSU	.364
Cesar Trejo, UNCG	.363
Ben Anderson, FUR	.361
Austin Embler, UNCG	.357
McClain Bradley, WOF	.355
Spencer Holcomb, WCU	.352

### Slugging percentage

Matt Pita, VMI	.721
Caleb Longley, ETSU	.644
Andrew Moritz, UNCG	.637
Trey Truitt, MER	.627
Colin Davis, WOF	.611
Mack Nathanson, WOF	.602
Matt Dunlevy, VMI	.575
Cesar Trejo, UNCG	.569
Brooks Carlson, SAM	.552
Chris Cook, ETSU	.548

### On-base percentage

Andrew Moritz, UNCG	.492
Mack Nathanson, WOF	.466
Ben Anderson, FUR	.461
Matt Pita, VMI	.459
Trey Truitt, MER	.457
Matt Dunlevy, VMI	.457
Jackson Ware, MER	.446
Chris Cook, ETSU	.444
Austin Embler, UNCG	.438
Brooks Carlson, SAM	.429

### Runs scored

Trey Truitt, MER	71
Matt Pita, VMI	61
Mack Nathanson	58
Jackson Ware, MER	58
Austin Embler, UNCG	57
Andrew Moritz, UNCG	57
Alex Hanson, MER	53
RJ Yeager, MER	53
Troy Dixon, SAM	53
2 tied at	52

### Hits

Andrew Moritz, UNCG	92
Caleb Webster, UNCG	90
McClain Bradley, WOF	89
Matt Pita, VMI	88
Trey Truitt, MER	87
Austin Embler, UNCG	81
Brooks Carlson, SAM	79
Chris Cooks, ETSU	79
Jackson Ware, MER	78
Alex Hanson, MER	76

### Runs batted in

Andrew Moritz, UNCG	61
Le Bassett, MER	60
Mack Nathanson, WOF	55
Cesar Trejo, UNCG	50
Caleb Longley, ETSU	50
McClain Bradley, WOF	49
Anthony Mulrine, SAM	49
Matt Pita, VMI	48
Brooks Carlson, SAM	47
JT Thomas, MER	47

### Doubles

Chris Cook, ETSU	22
Matt Pita, VMI	21
Mack Nathanson, WOF	20
Caleb Longley, ETSU	20
Trey Truitt, MER	19
Colin Davis, WOF	17
Andrew Orzel, WOF	16
Brooks Carlson	16
5 tied at	15

### Triples

Andrew Moritz, UNCG	10
Ben Anderson, FUR	7
Matt Pita, VMI	6
Cesar Trejo, UNCG	6
Nathan Eaton, VMI	5
Colin Davis, WOF	4
5 tied at	3

### Home runs

Le Bassett, MER	17
Caleb Longley, ETSU	14
Matt Pita, VMI	14
Colin Davis, WOF	13
Trey Truitt, MER	12
Mack Nathanson, WOF	11
Collin Fleischer, VMI	10
Brooks Carlson, SAM	10
7 tied at	9

### Total bases

Matt Pita, VMI	163
Trey Truitt, MER	146
Andrew Moritz, UNCG	137
McClain Bradley, WOF	132
Mack Nathanson, WOF	130
Brooks Carlson, SAM	127
Colin Davis, WOF	127
Caleb Longley, ETSU	123
Chris Cook, ETSU	119
Cesar Trejo, UNCG	116

### Walks

Brett Rodriguez, WOF	48
Jacob Jaye, VMI	44
Troy Dixon, SAM	42
Matt Dunlevy, VMI	37
Mack Nathanson, WOF	37
JT Thomas, MER	35
Ben Anderson, FUR	35
Nathan Eaton, VMI	34
Trey Truitt, MER	34
Landon Kay, FUR	32

### Hit by pitch

Andrew Orzel, WOF	23
Mack Nathanson, WOF	19
Anthony Mulrine, SAM	16
Ben Jackson, ETSU	15
David Posas, MER	14
Troy Dixon, SAM	13
Alex Hanson, MER	13
Jackson Ware, MER	13
Peyton Maddox, VMI	13
2 tied at	12

### Sacrifice bunts

Caleb Webster, UNCG	12
Sims Griffith, FUR	11
Taylor Garris, SAM	9
Branden Fryman, SAM	9
RJ Yeager, MER	8
Jackson Ware, MER	8
Alex Hanson, MER	8
5 tied at	7

### Sacrifice flies

Brett Rodriguez, WOF	8
Jacob Jaye, VMI	6
Max McDougald, WOF	6
10 tied at	5

### Stolen bases

Nathan Eaton, VMI	36
Brett Rodriguez, WOF	30
Alex Hanson, MER	25
Branden Fryman, SAM	25
Matt Pita, VMI	23
Cesar Trejo, UNCG	22
Alex Malsch, WOF	21
Jeffery Brown, CIT	20
Mack Nathanson, WOF	20
McClain Bradley, WOF	20



VMI infielder Matt Pita ranked first in the SoCon in slugging percentage (.721) and total bases (163), second in runs scored (61), batting average (.389) and doubles (21), and in the top 10 in on-base percentage (.459), hits (88), runs batted in (48), triples (six) and home runs (14) in 2018.

### Total plate appearances

Branden Fryman, SAM	297
Troy Dixon, SAM	296
Alex Hanson, MER	295
Brett Rodriguez, WOF	282
Mack Nathanson, WOF	281
Jackson Ware, MER	277
McClain Bradley, WOF	277
Trey Truitt, MER	274
RJ Yeager, MER	274
Brooks Carlson, SAM	268

### At bats

Branden Fryman, SAM	260
McClain Bradley, WOF	251
Alex Hanson, MER	243
Caleb Webster, UNCG	237
Trey Truitt, MER	233
Troy Dixon, SAM	232
Anthony Mulrine, SAM	231
Brooks Carlson, SAM	230
Austin Embler, UNCG	227
Matt Pita, VMI	226

### Steal attempts

Nathan Eaton, VMI	41
Brett Rodriguez, WOF	36
Branden Fryman, SAM	31
Matt Pita, VMI	30
McClain Bradley, WOF	29
Alex Hanson, MER	28
Mack Nathanson, WOF	28
Jeffery Brown, CIT	27
Alex Malsch, WOF	26
Cesar Trejo, UNCG	24

### Strikeouts

Caleb Longley, ETSU	66
Collin Fleischer, VMI	66
Caleb Robinson, WCU	60
Landon Kay, FUR	58
Trey Truitt, MER	58
Alex Malsch, WOF	57
Peyton Maddox, VMI	57
Austin Edens, SAM	56
Cullen Smith, ETSU	54
Mack Nathanson, WOF	54

### Caught stealing

McClain Bradley, WOF	9
Ben Anderson, FUR	8
Mack Nathanson, WOF	8
Jeffery Brown, CIT	7
Matt Pita, VMI	7
Ryan Clinch, UNCG	6
Branden Fryman, SAM	6
Aaron Maher, ETSU	6
Brett Rodriguez, WOF	6
4 tied at	5

### Grounded into DP

Justice Bigbie, WCU	12
Bret Huebner, FUR	7
Max McDougald, WOF	7
McClain Bradley, WOF	7
Cesar Trejo, UNCG	6
Cameron Blaquiére, WCU	6
Brett Rodriguez, WOF	5
Ayrton Schafer, SAM	5
Jake Crawford, FUR	5
Sims Griffith, FUR	5

## INDIVIDUAL PITCHING LEADERS

### Earned run average

Robert Broom, MER	1.70
Jack Maynard, UNCG	2.13
Wyatt Burns, SAM	2.19
Samuel Strickland, SAM	2.33
Andrew Wantz, UNCG	2.95
Adam Scott, WOF	3.14
Cody Shelton, SAM	3.29
Matt Frisbee, UNCG	3.45
Christian Vann, MER	3.93
Dylan Spence, CIT	4.00

### Opposing bat average

Samuel Strickland, SAM	.177
Wyatt Burns, SAM	.196
Robert Broom, MER	2.09
Andrew Wantz, UNCG	.214
Christian Vann, MER	.228
Jake Lewis, UNCG	.233
Adam Scott, WOF	.237
Jack Maynard, UNCG	.242
Matt Frisbee, UNCG	.249
Micah Kaczor, ETSU	.258

### Innings pitched

Adam Scott, WOF	103.1
Austin Higginbotham, WOF	102.0
Ryan Simpler, ETSU	96.1
Dylan Spence, CIT	92.1
Matt Frisbee, UNCG	91.1
Tyalar Purus, WCU	90.1
Austin Cox, MER	87.2
Chase Walter, WCU	85.2
Josh Winder, VMI	85.0
Bryce Hensley, UNCG	83.1

### Batters struck out

Adam Scott, WOF	137
Austin Cox, MER	124
Matt Frisbee, UNCG	116
Robert Broom, MER	111
Taylor Purus, WCU	100
Ryan Simpler, ETSU	94
Josh Winder, VMI	91
Samuel Strickland, SAM	87
Christian Vann, MER	83
2 tied at	82

### Batters struck out looking

Austin Cox, MER	42
Robert Broom, MER	32
Matt Frisbee, UNCG	30
Taylor Purus, WCU	29
Cody Shelton, SAM	26
Adam Scott, WOF	25
Tristian Bakre, WCU	25
Josh Winder, VMI	25
Ryan Simpler, ETSU	25
Christian Vann, MER	25

### Wins

Matt Frisbee, UNCG	10
Robert Broom, MER	10
Samuel Strickland, SAM	8
Adam Scott, WOF	8
Austin Cox, MER	7
Josh Rich, SAM	7
Ryan Simpler, ETSU	7
6 tied at	6

### Saves

Wyatt Burns, SAM	13
Andrew Wantz, UNCG	10
Jack Maynard, UNCG	9
Matthew Eagle, VMI	7
James Giambalvo, ETSU	6
Tyler Kimbrell, FUR	6
Aaron Maher, ETSU	6
Nick Spear, MER	5
Anthony Garcia, WOF	5
Johnathan Sabo, CIT	4

### Appearances

Nick Spear, MER	32
Josh Rich, SAM	32
Robert Broom, MER	31
Jack Maynard, UNCG	29
Anthony Garcia, WOF	29
Easton Welch, UNCG	28
Wyatt Burns, SAM	28
Jake Niezen, WCU	27
3 tied at	26

### Games started

Austin Cox, MER	17
Cody Shelton, SAM	16
Dylan Spence, CIT	15
Matt Frisbee, UNCG	15
Austin Higginbotham, WOF	15
Chase Burks, MER	15
Ryan Simpler, ETSU	15

Adam Scott, WOF	15
Taylor Purus, WCU	15
6 tied at	14

### Games finished

Wyatt Burns, SAM	22
Andrew Wantz, UNCG	20
Zach Franklin, WCU	18
Nick Spear, MER	17
Anthony Garica, WOF	17
Tyler Kimbrell, FUR	16
Jack Maynard, UNCG	14
Jordan Buster, CIT	14
Matthew Eagle, VMI	14
James Giambalvo, ETSU	14

### Games in relief

Josh Rich, SAM	32
Nick Spear, SAM	32
Robert Broom, MER	30
Anthony Garcia, WOF	29
Jack Maynard, UNCG	29
Easton Welch, UNCG	28
Wyatt Burns, SAM	27
Jake Niezen, WCU	27
Andrew Wantz, UNCG	26
Matthew Eagle, VMI	26

### Sacrifice bunts allowed

Austin Higginbotham, WOF	12
Taylor Purus, WCU	11
Tristian Baker, WCU	9
Cody Shelton, SAM	9
Clay Schwaner, WOF	8
Austin Cox, MER	7
Jake Niezen, WCU	6
Samuel Strickland, SAM	6
Dylan Spence, CIT	6
13 tied at	5

### Sacrifice flies allowed

Tristan Baker, WCU	9
Russell Koesters, ETSU	6
Grant Schuermann, FUR	5
Nik Verbeke, FUR	5
Cody Shelton, SAM	5
8 tied at	4

### Losses

Taylor Purus, WCU	13
Grant Schuermann, FUR	8
Chase Walter, WCU	7
Ryan Simpler, ETSU	6
Thomas Byelick, CIT	6
Tristan Baker, WCU	6
Josh Winder, VMI	6
12 tied at	5

### Runners picked off

Taylor Purus, WCU	5
Anthony Mulrine, SAM	5
Grant Schuermann, FUR	4
Ryan Clinch, UNCG	4
Easton Welch, UNCG	3
Ryan Simpler, ETSU	3
Peyton Maddox, VMI	3
Corey Sikes, WCU	3
Grant Byers, WOF	3
Austin Cox, MER	3

### Wild pitches

Austin Cox, MER	19
Jake Hershman, WOF	13
Taylor Purus, WCU	12
Josh Rich, SAM	12
Sam Ewald, VMI	11
Zak Kent, VMI	10
Blake Therrian, WCU	10
Caleb Bishop, WCU	10
Nick Spear, MER	10

5 tied at	9
-----------	---

### Balks

Matt Lazzaro, FUR	4
Chase Walter, WCU	3
Derek Tremblay, VMI	3
Russell Koesters, ETSU	2
Caleb Bishop, WCU	2
Taylor Purus, WCU	2
Jack Maynard, UNCG	2
Austin Higginbotham, WOF	2
Johnathan Sabo, CIT	2
27 tied at	1

### Hit batters

Dylan Spence, CIT	19
Cody Shelton, SAM	15
Caleb Bishop, WCU	14
Taylor Purus, WCU	14
Corey Sikes, WCU	13
Easton Welch, UNCG	12
Josh Rich, SAM	12
Tristan Baker, WCU	12
Josh Winder, VMI	11
3 tied at	10

### Intentional BB allowed

Austin Cox, MER	3
Chase Burks, MER	3
Jordan Buster, CIT	3
Tyler Kimbrell, FUR	2
Jordan Beatson, FUR	2
Jordan Merritt, CIT	2
Nick Spear, MER	2
Robert Broom, MER	2
Jake Crawford, FUR	2
25 tied at	1

### Hits allowed

Andrew Wantz, UNCG	42
Wyatt Burns, SAM	45
Jake Lewis, UNCG	48
Samuel Strickland, SAM	52
Alex Bialakis, CIT	56
Christian Vann, MER	57
Robert Broom, MER	57
Jack Maynard, UNCG	57
Matt Lazzaro, FUR	62
Russell Koesters, ETSU	63

### Runs allowed

Jack Maynard, UNCG	17
Andrew Wantz, UNCG	19
Wyatt Burns, SAM	19
Robert Broom, MER	22
Samuel Strickland, SAM	28
Jake Lewis, UNCG	29
Christian Vann, MER	33
Alex Bialakis, CIT	35
Matt Lazzaro, FUR	35
Russell Koesters, ETSU	38

### Earned runs allowed

Robert Broom, MER	14
Jack Maynard, UNCG	15
Wyatt Burns, SAM	16
Andrew Wantz, UNCG	18
Samuel Strickland, SAM	21
Jake Lewis, UNCG	26
Matt Lazzaro, FUR	28
Cody Shelton, SAM	30
Christian Vann, MER	30
Thomas Byelick, CIT	31

### Walks allowed

Matt Lazzaro, FUR	10
Jack Maynard, UNCG	11
Wyatt Burns, SAM	13
Ryan Simpler, ETSU	15
Andrew Wantz, UNCG	18
Alex Blalakis, CIT	18



UNCG's Matt Frisbee tied for first in the SoCon for wins with 10.



# 2018 INDIVIDUAL STATS



## INDIVIDUAL PITCHING LEADERS (CONT.)

Adam Scott, WOF	18
Grant Schuermann, FUR	18
Josh Winder, VMI	19

<b>Doubles allowed</b>	
Christian Vann, MER	4
Wyatt Burns, SAM	7
Brandon Barbery, VMI	7
Robert Broom, MER	8
Andrew Wantz, UNCG	8
Kyle Staats, VMI	8
Jack Maynard, UNCG	9
Jake Lewis, UNCG	9
Samuel Strickland, SAM	9
Matt Lazzaro, FUR	9

<b>Triples allowed</b>	
Austin Higginbotham, WOF	0
Adam Scott, WOF	0
Chase Burks, MER	0
Zak Kent, VMI	0
Matt Lazzaro, FUR	0
Jack Maynard, UNCG	0
Kyle Staats, VMI	0
Robert Broom, MER	0
Alex Bialakis, CIT	1
Grant Schuermann, FUR	1

<b>Home runs allowed</b>	
Jack Maynard, UNCG	1
Robert Broom, MER	1
Wyatt Burns, SAM	2
Bryce Hensley, UNCG	2
Samuel Strickland, SAM	2
Thomas Byelick, CIT	3
Andrew Wantz, UNCG	3
Jake Lewis, UNCG	4
Austin Cox, MER	5
Christian Vann, MER	6



*Samford's Sam Strickland posted an 8-2 record with a 2.33 ERA and a team-best 87 strikeouts while holding opposing hitters to a conference-best .177 batting average and only allowing 15 walks over 81 innings of work.*

## INDIVIDUAL FIELDING LEADERS

<b>Fielding percentage</b>	
Ryan Clinch, UNCG	1.000
Sean McDermott, MER	1.000
Lawson Hill, WOF	1.000
Trey Truitt, MER	1.000
Cory Wright, MER	1.000
Jake Kusz, UNCG	1.000
Drew Lingo, MER	1.000
Ryan Crockett, SAM	1.000
Cameron Jensen, CIT	1.000
Jordan Ammons, MER	1.000

<b>Chances</b>	
JT Thomas, MER	608
Anthony Mulrine, SAM	523
Andrew Orzel, WOF	513
Josh Madole, UNCG	471
Brandon Elmy, FUR	425
Spencer Holcomb, WCU	424
Austin Edens, SAM	410
Peyton Maddox, VMI	409
Christian Bailey, ETSU	387
Bryce Leasure, CIT	378

<b>Putouts</b>	
JT Thomas, MER	556
Andrew Orzel, WOF	485
Anthony Mulrine, SAM	465
Josh Madole, UNCG	445
Brandon Elmy, FUR	389
Austin Edens, SAM	386
Spencer Holcomb, WCU	368
Christian Bailey, ETSU	364
Peyton Maddox, VMI	350
Bryce Leasure, CIT	334

<b>Assists</b>	
Branden Fryman, SAM	202
Alex Malsch, WOF	189
Bret Huebner, FUR	162
RJ Yeager, MER	161
William Kinney, CIT	151
Austin Embler, UNCG	140
Chris Cook, ETSU	138
Cullen Smith, ETSU	124
Brett Rodriguez, WOF	118
Tripp Shelton, UNCG	118

<b>Fielding double plays</b>	
Brandon Elmy, FUR	46
Bret Huebner, FUR	37
William Kinney, CIT	36
Josh Madole, UNCG	35
RJ Yeager, MER	34
Ben Peden, CIT	33
Sims Griffith, FUR	30
Andrew Orzel, WOF	29
Austin Embler, UNCG	27
2 tied at	24

<b>Passed balls</b>	
Ryan Clinch, UNCG	9
Logan Taplett, FUR	8
Peyton Maddox, VMI	7
Anthony Mulrine, SAM	6
Cole Buffington, CIT	5
Bryce Leasure, CIT	5
JT Thomas, MER	5
Ryan Caveness, UNCG	4
Alex Crotty, MER	4
Cody Miller, WOF	4

<b>Catchers interference</b>	
Logan Taplett, FUR	2
Kitt Capell, WCU	2
Mason Williamson, SAM	1
Ben Jackson, ETSU	1
JT Thomas, MER	1
Jackson Greer, ETSU	1

<b>Steal attempts against</b>	
Spencer Holcomb, WCU	93
Peyton Maddox, VMI	88
JT Thomas, MER	77
Bryce Leasure, CIT	72
Anthony Mulrine, SAM	63
Logan Taplett, FUR	60
Jackson Greer, ETSU	47
Ryan Clinch, UNCG	37
Josh Winder, VMI	31
Chase Walter, WCU	30

<b>Stolen bases against</b>	
Peyton Maddox, VMI	75
Spencer Holcomb, WCU	72
JT Thomas, MER	64
Logan Taplette, FUR	51
Bryce Leasure, CIT	50
Anthony Mulrine, SAM	47
Ryan Clinch, UNCG	27
Jackson Greer, ETSU	27
Josh Winder, VMI	26
Ben Jackson, ETSU	20

<b>Caught stealing by</b>	
Bryce Leasure, CIT	22
Spencer Holcomb, WCU	21
Jackson Greer, ETSU	20
Anthony Mulrine, ETSU	16
JT Thomas, MER	13
Peyton Maddox, VMI	13
Chase Walter, WCU	11
Ryan Clinch, UNCG	10
Logan Taplett, FUR	9
3 tied at	6

<b>Errors</b>	
Alex Malsch, WOF	23
Taylor Garris, SAM	19
Nathan Eaton, VMI	17
Cameron Blaquiere, WCU	17
Caleb Robinson, WCU	16
Max McDougald, WOF	16
Bret Huebner, FUR	15
Jacob Jaye, VMI	13
Justin Sparks, WCU	13
Brett Rodriguez, WOF	12



# YEARLY STANDINGS

## REGULAR-SEASON CHAMPIONS

Year	School	W	L	Pct.	Year	School	W	L	Pct.	Year	School	W	L	Pct.	
1954	Virginia Tech	10	4	.714	1983	The Citadel	12	2	.857	2009	Elon	23	4	.852	
1955	West Virginia	7	2	.778	1984	N-Appalachian State	12	2	.857	2010	The Citadel	24	6	.800	
1956	George Washington	8	3	.727		S-Western Carolina	13	3	.813	2011	Elon	23	7	.767	
1957	George Washington	12	1	.923	1985	N-Appalachian State	14	3	.824	2012	Appalachian State	21	9	.700	
1958	Richmond	9	2	.818		S-Davidson	11	5	.688		College of Charleston	21	9	.700	
	George Washington	9	2	.818	1986	N-Appalachian State	15	2	.882	2013	Western Carolina	23	7	.767	
1959	George Washington	7	2	.778		S-Western Carolina	12	5	.706	2014	Western Carolina	20	6	.769	
1960	The Citadel	8	2	.800	1987	N-Appalachian State	10	2	.833	2015	Mercer	16	7	.696	
	Richmond	8	2	.800		S-Western Carolina	13	3	.813	2016	Mercer	16	8	.667	
1961	West Virginia	8	2	.800	1988	N-VMI	11	7	.611	2017	Mercer	17	6	.739	
1962	West Virginia	9	2	.818		S-Western Carolina	14	3	.824	2018	UNCG	18	3	.875	
1963	West Virginia	13	1	.929	1989	Western Carolina	10	5	.667						
1964	West Virginia	14	2	.875	1990	The Citadel	13	1	.920						
1965	Furman	9	2	.818	1991	The Citadel	16	2	.889						
1966	East Carolina	12	3	.800	1992	Western Carolina	17	4	.810						
1967	West Virginia	13	3	.813	1993	Georgia Southern	18	5	.783						
1968	East Carolina	8	1	.889	1994	Western Carolina	19	4	.826						
1969	Furman	11	3	.786	1995	The Citadel	19	5	.792						
1970	East Carolina	13	6	.684	1996	Georgia Southern	17	3	.850						
1971	The Citadel	11	5	.688	1997	Georgia Southern	18	6	.750						
	Furman	11	5	.688		Western Carolina	18	6	.750						
1972	Richmond	13	3	.813	1998	UNCG	22	5	.815						
1973	Appalachian State	11	3	.786	1999	The Citadel	24	5	.828						
1974	East Carolina	12	2	.857	2000	Georgia Southern	23	7	.767						
1975	The Citadel	11	3	.786		The Citadel	23	7	.767						
1976	Furman	11	2	.846	2001	Georgia Southern	21	9	.700						
1977	East Carolina	15	1	.938	2002	The Citadel	22	8	.733						
1978	Marshall	11	1	.917	2003	Western Carolina	22	8	.733						
1979	The Citadel	13	3	.813	2004	College of Charleston	25	5	.833						
1980	ETSU	14	1	.933	2005	College of Charleston	27	3	.900						
1981	ETSU	12	4	.750	2006	Elon	21	6	.778						
	Marshall	12	4	.750	2007	Western Carolina	20	7	.741						
	Western Carolina	12	4	.750	2008	College of Charleston	20	7	.741						
1982	The Citadel	14	2	.875		Elon	19	8	.704						

## REGULAR-SEASON CHAMPIONSHIPS BY SCHOOL

(Current schools)

The Citadel	13
Western Carolina	13
Furman	4
ETSU	2
Mercer	3
UNCG	2
VMI	1

(Former schools)

Appalachian State	6
West Virginia	6
East Carolina	5
Georgia Southern	5
College of Charleston	4
Elon	4
George Washington	4
Richmond	3
Marshall	2
Davidson	1
Virginia Tech	1

#SoConBB

1954	Conference		Overall	
	W	L	W	L
Virginia Tech*	10	4	14	8
George Washington	6	4	16	7#
VMI	6	4	12	6
Richmond	6	4	9	10
The Citadel	3	2	5	9
West Virginia	5	4	13	7
Davidson	3	4	5	13
Furman	2	4	8	7
Washington & Lee	4	9	4	15
William & Mary	2	8	4	12

1955	Conference		Overall	
	W	L	W	L
West Virginia*	7	2	20	6
George Washington	8	3	12	6
Virginia Tech	8	4	13	8
The Citadel	6	3	7	9
Davidson	5	3	11	5
Richmond	5	5	10	11
VMI	6	7	12	8
William & Mary	4	7	8	9
Washington & Lee	3	12	4	17
Furman	1	7	5	15

1956	Conference		Overall	
	W	L	W	L
George Washington*	8	3	11	7#
West Virginia	6	3	15	9
Furman	4	2	10	10
Richmond	6	4	9	8
VMI	7	7	12	10
Virginia Tech	7	7	9	12
William & Mary	6	7	6	10
The Citadel	4	5	10	13
Washington & Lee	5	9	6	13
Davidson	3	9	6	13

1957	Conference		Overall	
	W	L	W	L
George Washington*	12	1	19	4
Furman	5	3	11	11
William & Mary	8	7	11	8
Virginia Tech	8	7	9	12
West Virginia	4	5	12	8
Richmond	6	8	11	10
The Citadel	3	4	10	10
VMI	4	6	8	13
Washington & Lee	4	7	8	10
Davidson	3	9	6	13

1958	Conference		Overall	
	W	L	W	L
Richmond*	9	2	13	3
George Washington*	9	2	13	7
The Citadel	7	3	15	9
Davidson	7	4	11	6#
West Virginia	5	3	12	11
Virginia Tech	6	7	9	11
Furman	3	5	8	12
Washington & Lee	2	8	5	9
VMI	2	8	3	11
William & Mary	1	9	3	11

1959	Conference		Overall	
	W	L	W	L
George Washington*	7	2	14	5
Richmond	7	3	10	4
The Citadel	6	3	19	5
Virginia Tech	9	5	12	7
West Virginia	8	5	16	9
Furman	4	5	8	12
William & Mary	5	10	5	11
Davidson	3	7	4	17
William & Mary	2	11	4	12

1960	Conference		Overall	
	W	L	W	L
Richmond*	8	2	13	3
The Citadel*	8	2	19	5
West Virginia	6	4	17	9
Furman	6	4	15	9
Virginia Tech	7	6	10	9
George Washington	5	5	10	6
VMI	5	8	6	8
Davidson	3	5	7	12
William & Mary	2	14	6	15

1961	Conference		Overall	
	W	L	W	L
West Virginia*	8	2	17	10
Richmond	7	3	11	4
Furman	7	3	15	10
Virginia Tech	7	6	9	15
VMI	6	6	7	7
Davidson	6	6	9	14#
The Citadel	5	6	11	8
George Washington	2	7	6	10
William & Mary	2	11	2	13

1962	Conference		Overall	
	W	L	W	L
West Virginia*	9	2	19	8
Richmond	8	3	12	5
Furman	6	3	12	9
Virginia Tech	7	5	11	6
VMI	7	7	8	7
George Washington	4	6	8	7
The Citadel	3	7	10	13
Davidson	3	7	8	16
William & Mary	3	10	4	12



# YEARLY STANDINGS



	Conference		Overall	
	W	L	W	L
West Virginia*	13	1	30	3
Virginia Tech	10	1	14	7
Richmond	9	5	10	8
VMI	7	7	14	11
The Citadel	4	7	9	10
George Washington	4	8	4	13
Furman	3	7	7	16
Davidson	4	10	8	18
William & Mary	1	9	2	14

	Conference		Overall	
	W	L	W	L
West Virginia*	14	2	24	5
Furman	10	3	17	11
Davidson	9	5	14	13#
Virginia Tech	9	6	12	10
Richmond	5	7	8	11
George Washington	5	8	6	12#
VMI	5	9	10	12
The Citadel	3	10	7	12
William & Mary	2	12	2	14

	Conference		Overall	
	W	L	W	L
Furman*	9	2	12	14
West Virginia	10	4	19	9
Richmond	10	5	13	10
VMI	8	6	15	9
The Citadel	9	7	12	12
George Washington	4	6	9	7
Virginia Tech	5	11	10	13
Davidson	5	11	8	24
William & Mary	3	11	4	30

	Conference		Overall	
	W	L	W	L
East Carolina*	12	3	17	10
West Virginia	12	4	26	7
George Washington	9	5	13	6#
William & Mary	10	6	12	15
Richmond	7	5	17	6
VMI	6	10	10	13
Davidson	5	11	10	24
The Citadel	3	9	8	16
Furman	2	13	4	25

	Conference		Overall	
	W	L	W	L
West Virginia*	13	3	22	9
East Carolina	13	3	23	6
Richmond	10	5	13	9
William & Mary	8	8	17	13
VMI	7	9	9	10
Furman	6	8	8	18
The Citadel	6	9	9	16
George Washington	2	10	6	13
Davidson	2	12	3	20

\*Regular season champion. Won playoff

	Conference		Overall	
	W	L	W	L
East Carolina*	8	1	21	11
William & Mary	5	3	21	14
Richmond	4	3	9	11
Furman	5	4	14	13
West Virginia	4	4	9	8
The Citadel	4	5	16	10
George Washington	3	4	12	8
VMI	3	5	7	8
Davidson	1	8	3	23

	Conference		Overall	
	W	L	W	L
<b>North</b>				
VMI	9	8	10	12
William & Mary	8	7	15	13
George Washington	7	7	13	16
Richmond	3	9	6	12

	Conference		Overall	
	W	L	W	L
<b>South</b>				
Furman*	11	3#	18	17#
The Citadel	10	6	18	10
East Carolina	7	7	15	13
Davidson	3	11#	8	18#

	Conference		Overall	
	W	L	W	L
<b>North</b>				
William & Mary	9	6	17	16
George Washington	11	8	17	18
Richmond	5	9	9	12
VMI	4	9	6	13

	Conference		Overall	
	W	L	W	L
<b>South</b>				
East Carolina*	13	6	18	11
Furman	9	6#	18	11^
The Citadel	6	8#	15	12#
Davidson	5	10	10	15

	Conference		Overall	
	W	L	W	L
<b>North</b>				
The Citadel*	11	5	22	9
Furman*	11	5	21	12
Richmond	10	6	14	13
William & Mary	10	6	14	13
East Carolina	8	6	18	15
Davidson	6	8	15	19
VMI	6	8	12	18

	Conference		Overall	
	W	L	W	L
<b>South</b>				
Richmond*	13	3	21	8
East Carolina	11	5	19	10
Furman	10	6	19	13#
The Citadel	9	7	17	13
William & Mary	5	9	15	18
Davidson	3	11	11	20
VMI	3	13	6	19
Appalachian State	0	0	12	13

	Conference		Overall	
	W	L	W	L
<b>North</b>				
Appalachian State*	11	3	16	12
East Carolina	10	4	16	8
Richmond	8	5	16	8
The Citadel	8	5	16	14
William & Mary	6	6	11	15
Furman	6	6	16	15
Davidson	1	10	8	15
VMI	0	10	3	14

	Conference		Overall	
	W	L	W	L
<b>South</b>				
East Carolina*	12	2	17	13
Richmond	9	5	22	12
Appalachian State	9	5	20	13
The Citadel	7	7	17	11
Davidson	6	8	10	15
William & Mary	5	9	8	17
VMI	5	9	6	14
Furman	3	11	14	20

	Conference		Overall	
	W	L	W	L
<b>North</b>				
The Citadel*	11	3	21	9
Davidson	10	4	21	15
East Carolina	9	5	16	12
Furman	8	6	10	12
Richmond	8	6	17	16
Appalachian State	6	8	19	16
William & Mary	3	11	10	18
VMI	1	13	2	18

	Conference		Overall	
	W	L	W	L
<b>South</b>				
Furman*	11	2	23	16
Richmond	9	5	20	12
The Citadel	7	4	18	9
East Carolina	7	6	22	7
William & Mary	5	5	13	20
Davidson	5	8	10	22
Appalachian State	4	8	24	14
VMI	2	12	6	23



Wake Forest second baseman Charles Teague was a three-time All-American and three-time All-Southern Conference selection from 1947-50. In 1949, he helped the Demon Deacons to the College World Series championship game. He was named to the SoCon's 75th anniversary team in 1995 and was posthumously inducted into National College Baseball Hall of Fame in 2010 and the SoCon Hall of Fame in 2014.



Future MLB All-Star Atlee Hammaker starred for ETSU in the late 70s and was part of the Bucs' first SoCon team in 1979.

	Conference		Overall	
	W	L	W	L
East Carolina*	15	1	30	12
Western Carolina	14	2	27	5
The Citadel	10	4	21	11
Marshall	8	8	20	21
William & Mary	7	9	15	25
Appalachian State	6	10	21	14
Davidson	5	11	15	25
Furman	3	13	14	30
VMI	2	12	5	19
Chattanooga	0	0	23	14

	Conference		Overall	
	W	L	W	L
Marshall*	11	1	27	13
Appalachian State	10	4	24	10
The Citadel	9	5	30	9
Western Carolina	8	5	20	13#
Furman	6	7	13	18
Chattanooga	5	9	25	18
Davidson	4	8	15	26
VMI	4	8	15	26

	Conference		Overall	
	W	L	W	L
The Citadel*	13	3	27	15
Appalachian State	10	5	20	22
ETSU	10	5	29	23
Marshall	10	6	23	15#
Furman	9	7	16	16
Western Carolina	6	7	13	15
Chattanooga	6	10	16	15
Davidson	5	11	13	23
VMI	0	15	6	25

	Conference		Overall	
	W	L	W	L
ETSU*	14	1	39	7#
Marshall	10	3	17	11
Appalachian State	10	5	17	19
Western Carolina	8	5	22	15
The Citadel	9	6	23	14
Davidson	7	8	15	24
Furman	2	10	7	22
Chattanooga	1	11	12	20
VMI	0	12	4	22

	Conference		Overall	
	W	L	W	L
Western Carolina*	12	4	25	14
ETSU*	12	4	44	17
Marshall*	12	4	22	17
The Citadel	11	5	31	13
Appalachian State	8	8	35	17#
Davidson	7	9	18	26
Chattanooga	6	10	28	24
Furman	4	12	11	33
VMI	0	16	3	37

	Conference		Overall	
	W	L	W	L
The Citadel*	14	2	40	8
Western Carolina	12	4	28	12
ETSU	10	4	34	19
Appalachian State	8	8	30	21
Marshall	8	8	17	21
VMI	6	10	11	29
Furman	4	10	15	19#
Chattanooga	4	10	12	20
Davidson	2	12	13	26

	Conference		Overall	
	W	L	W	L
The Citadel*	12	2	34	10
ETSU	9	3	20	18
Western Carolina	9	5	25	20
Appalachian State	7	7	33	14
Marshall	7	7	19	14
VMI	5	9	11	25
Davidson	3	11	11	24
Furman	2	10	4	22

	Conference		Overall	
	W	L	W	L
North				
Appalachian State*+	12	2	35	7
VMI	6	7	16	18
Marshall	5	8	11	16
ETSU	3	9	9	19

	Conference		Overall	
	W	L	W	L
South				
Western Carolina*	13	3	37	20
The Citadel	12	5	26	21
Davidson	5	12	12	16#
Furman	4	14	16	19

	Conference		Overall	
	W	L	W	L
North				
Appalachian State*	14	3	35	13
Marshall	10	8	26	18#
VMI	8	10	16	24
ETSU	3	14	10	31

	Conference		Overall	
	W	L	W	L
South				
Davidson*	11	5	24	19
Western Carolina+	11	6	37	35
The Citadel	8	10	29	20
Furman	4	13	16	29

	Conference		Overall	
	W	L	W	L
North				
Appalachian State*	15	2	40	13#
ETSU	9	9	21	21
VMI	7	11	15	25
Marshall	4	13	15	18

	Conference		Overall	
	W	L	W	L
South				
Western Carolina*+	12	5	33	28
Davidson	10	8	21	20#
The Citadel	9	9	29	20
Furman	4	13	15	24

	Conference		Overall	
	W	L	W	L
North				
Appalachian State*	10	2	26	13
VMI	8	4	16	16#
Marshall	5	7	16	17
ETSU	1	11	9	19#

	Conference		Overall	
	W	L	W	L
South				
Western Carolina*+	13	3	36	20
Davidson	10	7	25	17
The Citadel	6	12	19	31
Furman	5	12	11	26#

	Conference		Overall	
	W	L	W	L
North				
VMI*	11	7	20	20
Appalachian State	9	7	29	17
Marshall	7	9	23	17
ETSU	7	11	16	35

	Conference		Overall	
	W	L	W	L
South				
Western Carolina*+	14	3	38	24
The Citadel	12	6	33	20
Davidson	7	11	28	26
Furman	2	15	8	29

	Conference		Overall	
	W	L	W	L
1989				
Western Carolina*+	10	5	23	31
Marshall	8	5	16	14
Appalachian State	9	7	29	13
VMI	8	7	16	23
The Citadel	8	9	30	20
Furman	5	10	13	
21 ETSU	5	10	10	21

	Conference		Overall	
	W	L	W	L
1990				
The Citadel*+	13	1	46	14
Western Carolina	10	7	37	25
Marshall	10	7	20	19
VMI	6	8	12	26
Appalachian State	6	9	19	22#
Furman	6	11	20	24
ETSU	4	12	10	31

	Conference		Overall	
	W	L	W	L
1991				
The Citadel*	16	2	34	19#
Western Carolina	11	3	36	26
Marshall	9	7	16	26
Furman+	6	5	26	26
Appalachian State	5	8	28	21
ETSU	5	13	23	29
VMI	1	15	2	35#

#SoConBB



# YEARLY STANDINGS



	Conference		Overall	
	W	L	W	L
Western Carolina*+	17	4	44	21#
Georgia Southern	15	6	31	27
ETSU	11	8	31	20
The Citadel	10	9	35	20
Furman	11	10	21	31
Appalachian State	6	14	17	34
Marshall	5	13	15	26
VMI	4	15	11	39

	Conference		Overall	
	W	L	W	L
Georgia Southern*	18	5	38	21
Western Carolina+	15	6	34	28
The Citadel	13	9	32	25
ETSU	11	8	21	17
Davidson	11	9	20	28
Appalachian State	8	12	15	27
Marshall	9	14	13	27
VMI	5	15	20	29
Furman	4	16	17	22

	Conference		Overall	
	W	L	W	L
Western Carolina*	19	4	45	18
Georgia Southern	15	7	31	25
Marshall	12	9	23	20
ETSU	12	11	19	21
The Citadel+	11	13	32	34
Appalachian State	10	13	22	26
VMI	10	13	21	29
Davidson	10	14	20	31
Furman	4	19	9	35

	Conference		Overall	
	W	L	W	L
The Citadel*+	19	5	39	21
Georgia Southern	14	10	35	24
Western Carolina	13	11	32	24
Davidson	12	12	19	32
ETSU	11	12#	25	27#
Appalachian State	10	13#	17	30#
VMI	10	14	19	28
Marshall	9	15	12	38
Furman	9	15	16	32

	Conference		Overall	
	W	L	W	L
Georgia Southern*+	17	3	46	14
Western Carolina	17	7	32	24#
Furman	15	9	26	29
The Citadel	13	10	33	26
Appalachian State	12	10	27	19
ETSU	11	12	26	24
VMI	7	16	17	29
Davidson	6	18	16	33
Marshall	4	17	7	35#

	Conference		Overall	
	W	L	W	L
Western Carolina*+	18	6	42	20
Georgia Southern*	18	6	34	26
The Citadel	16	7	37	21
Furman	13	11	29	23#
ETSU	11	11	21	24
Davidson	8	15	18	34
Appalachian State	8	16	16	32
VMI	6	13	13	35
Marshall	4	17	7	39

	Conference		Overall	
	W	L	W	L
UNCG*	22	5	40	18
The Citadel+	21	5	37	24
Western Carolina	20	6	45	15
Furman	12	12	21	27#
Wofford	10	12	15	32
Georgia Southern	9	15	22	30
Davidson	8	16	13	38
ETSU	8	18	18	31
VMI	7	17	14	35
Appalachian State	6	17	13	28

	Conference		Overall	
	W	L	W	L
The Citadel*+	24	5	41	20
College of Charleston	19	10	31	24
Western Carolina	18	10	36	23#
ETSU	18	11	29	25
UNCG	16	12	29	26
Georgia Southern	13	15	29	29
VMI	13	16	22	27
Furman	13	17	22	35
Appalachian State	10	20	14	38
Davidson	9	21	11	37#
Wofford	7	23	14	36

	Conference		Overall	
	W	L	W	L
Georgia Southern*+	23	7	38	23
The Citadel*	23	7	39	20
UNCG	20	9	34	24
Furman	15	13#	27	31#
ETSU	15	15	21	31
College of Charleston	14	15#	28	28#
Davidson	14	15	26	28
Appalachian State	11	17	17	38#
VMI	11	19	19	30
Western Carolina	8	22	15	38
Wofford	7	22	16	38


	Conference		Overall	
	W	L	W	L
Georgia Southern*	21	9	42	20
The Citadel+	20	10	38	24
Furman	18	11	30	25
Western Carolina	18	11	30	26
UNCG	17	12	31	28
Appalachian State	12	14	21	32
ETSU	13	17	23	32
College of Charleston	10	16	24	28
Wofford	9	17	17	31
Davidson	10	20	19	32
VMI	8	19	15	32

	Conference		Overall	
	W	L	W	L
The Citadel*	22	8	31	26
Western Carolina	20	10	33	23
College of Charleston	19	11	36	22
Georgia Southern+	18	11	39	25
UNCG	17	11	33	22
Furman	14	16	26	34
Wofford	14	16	26	31
ETSU	13	16	21	36
Davidson	13	16	21	29
Appalachian State	10	19	16	34
VMI	1	27	10	41

	Conference		Overall	
	W	L	W	L
Western Carolina*+	22	8	43	21
Georgia Southern	19	10	39	21
The Citadel	19	11	32	25
UNCG	17	13	39	21
Furman	17	13	32	24
College of Charleston	17	13	31	27
VMI	16	14	24	28
Davidson	12	17	18	27
ETSU	9	20	15	36
Appalachian State	8	22	14	36
Wofford	7	22	9	40

	Conference		Overall	
	W	L	W	L
College of Charleston*	25	5	47	16
Georgia Southern	21	9	34	25
The Citadel+	21	9	39	28
Elon	17	13	31	28
UNCG	16	14	33	21#
ETSU	15	15	28	30
Davidson	13	17	20	33
Western Carolina	12	18	28	31
Furman	11	19	21	33
Wofford	8	22	17	30
Appalachian State	6	24	10	43

	Conference		Overall	
	W	L	W	L
College of Charleston*	27	3	48	15
Georgia Southern	18	11	38	22
Western Carolina	18	12	33	23
Elon	18	12	32	25
UNCG	17	13	31	22
The Citadel	14	16	25	34
ETSU	13	16	31	22
Furman+	13	16	30	29
Davidson	13	17	26	24
Wofford	7	23	17	37
Appalachian State	5	24	10	42



Joseph P. Riley, Jr. Park in Charleston, S.C., has hosted the Southern Conference Baseball Championship 16 times since opening in 1997, including a 12-year run from 1997-2008.

# YEARLY STANDINGS

#SoConBB

	Conference		Overall	
	W	L	W	L
2006				
Elon*	21	6	45	18
College of Charleston+	20	7	46	17
Furman	16	11	32	23
Georgia Southern	16	11	31	27
The Citadel	15	12	34	27
Western Carolina	14	13	33	27
UNCG	13	14	26	33
Appalachian State	9	18	24	31#
Davidson	6	21	18	33
Wofford	5	22	20	37

	Conference		Overall	
	W	L	W	L
2007				
Western Carolina*	20	7	42	20
College of Charleston*	20	7	39	19
Elon	15	12	32	29
Appalachian State	14	13	33	26
UNCG	14	13	30	30
Georgia Southern	13	14	34	28
The Citadel	12	15	34	27
Furman	11	16	19	36
Wofford+	8	19	30	33
Davidson	8	19	19	34

	Conference		Overall	
	W	L	W	L
2008				
Elon*+	19	8	44	18
College of Charleston	18	9	39	20
Furman	17	10	33	24
Georgia Southern	16	11	33	25
UNCG	15	12	33	27
Appalachian State	14	13	32	27
Western Carolina	14	13	29	28
The Citadel	12	15	28	28
Wofford	6	21	24	35
Davidson	4	23	12	38

	Conference		Overall	
	W	L	W	L
2009				
Elon*	23	4	41	18
Georgia Southern+	20	8	42	17
The Citadel	20	10	37	22
Western Carolina	19	10	35	22
College of Charleston	17	13	35	22
Appalachian State	15	13	33	21
Davidson	11	16	18	31
Furman	10	20	24	31
Samford	9	21	17	35
UNCG&	7	21	20	29
Wofford	7	22	17	32

& later vacated 16 wins (including four SoCon wins)

	Conference		Overall	
	W	L	W	L
2010				
The Citadel*+	24	6	43	22
College of Charleston	22	8	44	19
Elon	19	11	38	24
Georgia Southern	19	11	34	24
Samford	17	12	31	25
Western Carolina	16	13#	37	21#
Appalachian State	14	14#	38	18#
Furman	11	19	19	37
Wofford	9	21	17	38
UNCG&	7	23	20	33
Davidson	5	25	19	32

& later vacated 19 wins (including six SoCon wins)

	Conference		Overall	
	W	L	W	L
2011				
Elon*	23	7	36	21
UNCG&	22	8	34	20
College of Charleston	18	12	39	22
Samford\$	18	12	37	23
Georgia Southern+	18	12	36	26
Appalachian State	15	15	33	27
Furman	13	16	24	33
Western Carolina	12	18	23	31#
Wofford	9	21	22	33
Davidson	8	21	18	30
The Citadel	8	22	20	36

& later vacated all 34 wins

\$ later vacated all 37 wins



The 2009 Southern Conference Baseball Championship was contested at Fluor Field in Greenville, S.C., for the first time, with Georgia Southern winning the title. The tournament has returned to Fluor Field five times (2012-13 and 2016-18) and will be played there again in 2019.

	Conference		Overall	
	W	L	W	L
2012				
Appalachian State*	21	9	41	18
College of Charleston*	21	9	38	22
Elon	20	10	33	26
Samford+&	19	11	41	23
Western Carolina	16	14	32	24
Georgia Southern	15	15	33	27
Furman	13	17	28	31
The Citadel	13	17	25	33
UNCG	10	20	25	27
Wofford	9	21	22	32
Davidson	8	22	17	31

& later vacated all 41 wins and tournament title

	Conference		Overall	
	W	L	W	L
2013				
Western Carolina*	23	7	39	20
College of Charleston	18	11	31	26
Elon+	18	11	34	30
The Citadel	18	12	35	25
Appalachian State	13	14	30	24
Furman	14	16	32	25
Georgia Southern	13	17	27	32
Samford&	12	17	27	30
Davidson	12	18	18	31
UNCG	11	19	24	31
Wofford	10	20	20	36

& later vacated all 27 wins

	Conference		Overall	
	W	L	W	L
2014				
Western Carolina*	20	6	37	18
Davidson	17	8	29	19
Georgia Southern+	15	12	40	23
Samford&	15	12	35	25
Wofford	12	14	32	28
Appalachian State	12	14	21	34
Elon	12	15	27	26
Furman	11	15	26	33
UNCG	8	16	21	28
The Citadel	8	18	24	34

& later vacated 19 wins (including nine SoCon wins)

	Conference		Overall	
	W	L	W	L
2015				
Mercer*+	16	7	35	23
Samford	14	10	32	26
Wofford	13	10	39	22
UNCG	12	12	23	27
VMI	12	12	21	30
Furman	11	13	25	33
Western Carolina	11	13	21	30
The Citadel	10	14	28	30
ETSU	8	16	21	35

	Conference		Overall	
	W	L	W	L
2016				
Mercer*	16	8	38	23
UNCG	15	9	38	21
Western Carolina+	15	9	31	31
Furman	14	10	29	30
Samford	13	11	35	26
ETSU	13	11	27	30
Wofford	12	12	30	28
The Citadel	6	18	17	42
VMI	4	20	21	35

	Conference		Overall	
	W	L	W	L
2017				
Mercer*	17	6	39	17
Western Carolina+	15	8	28	28
UNCG	14	10	36	24
Furman	14	10	33	28
Wofford	13	11	28	30
Samford	11	13	33	26
ETSU	9	15	30	29
VMI	7	17	24	34
The Citadel	7	17	16	35

	Conference		Overall	
	W	L	W	L
2018				
UNCG	18	3	39	15
Samford	16	8	37	26
Wofford	15	9	36	23
VMI	12	12	26	27
Mercer	11	13	38	22
ETSU	11	13	28	25
Furman	9	12	24	28
The Citadel	8	16	19	34
Western Carolina	5	19	11	47

\* - Conference champion  
 + - Tournament champion  
 # - Includes tie game  
 ^ - Includes two tied games



# SOCON BASEBALL CHAMPIONSHIP



## TOURNAMENT RESULTS

Year	Champion (seed)	Games	Attendance	Average	Site
1950	Wake Forest	6			Greensboro, N.C.
1951	Duke	4			Greensboro, N.C.
1952	Duke	7			Raleigh, N.C.
1953	Duke	6			Raleigh, N.C.
1984	Appalachian State (1N)	5			Cullowhee, N.C.
1985	Western Carolina (2S)	7			Boone, N.C.
1986	Western Carolina (1S)	6			Cullowhee, N.C.
1987	Western Carolina (1S)	6			Asheville, N.C.
1988	Western Carolina (1S)	6			Asheville, N.C.
1989	Western Carolina (1)	7			Asheville, N.C.
1990	The Citadel (1)	13			Charleston, S.C.
1991	Furman (4)	13			Charleston, S.C.
1992	Western Carolina (1)	15			Charleston, S.C.
1993	Western Carolina (2)	15			Charleston, S.C.
1994	The Citadel (5)	14			Charleston, S.C.
1995	The Citadel (1)	14			Charleston, S.C.
1996	Georgia Southern (1)	14			Charleston, S.C.
1997	Western Carolina (1)	14	15,295	1,093	Charleston, S.C.
1998	The Citadel (2)	14	22,644	1,617	Charleston, S.C.
1999	The Citadel (1)	14	26,187	1,871	Charleston, S.C.
2000	Georgia Southern (1)	14	26,300	1,879	Charleston, S.C.
2001	The Citadel (2)	14	27,788	1,985	Charleston, S.C.
2002	Georgia Southern (4)	15	22,696	1,513	Charleston, S.C.
2003	Western Carolina (1)	15	20,212	1,347	Charleston, S.C.
2004	The Citadel (3)	15	35,150	2,343	Charleston, S.C.
2005	Furman (8)	14	26,707	1,908	Charleston, S.C.
2006	College of Charleston (2)	16	28,206	1,763	Charleston, S.C.
2007	Wofford (9)	15	30,834	2,056	Charleston, S.C.
2008	Elon (1)	15	15,144	1,010	Charleston, S.C.
2009	Georgia Southern (2)	14	17,820	1,273	Greenville, S.C.
2010	The Citadel (1)	14	21,511	1,537	Charleston, S.C.
2011	Georgia Southern (4)	14	11,860	847	Charleston, S.C.
2012	*Samford (4)	13	18,336	1,410	Greenville, S.C.
2013	Elon (3)	14	8,985	642	Greenville, S.C.
2014	Georgia Southern (4)	16	6,476	405	Charleston, S.C.
2015	Mercer (1)	15	4,933	333	Charleston, S.C.
2016	Western Carolina (2)	16	8,927	558	Greenville, S.C.
2017	UNCG (3)	16	9,755	610	Greenville, S.C.
2018	Samford (2)	15	6,203	414	Greenville, S.C.

\* later vacated

## TOURNAMENT COMPOSITE RECORDS

Team	App.	Won	Lost	Pct.	Titles
The Citadel	31	73	41	.640	8
ETSU	21	19	40	.322	0
Furman	26	45	47	.489	2
Mercer	4	11	6	.647	1
UNCG	17	26	32	.448	1
Samford*	9	23	12	.657	2
VMI	18	16	34	.320	0
Western Carolina	34	76	53	.589	10
Wofford	10	13	16	.448	1

\* later vacated eight wins (three from 2011, four from 2012 and one from 2014) and 2012 title

### Former members

Appalachian State	25	32	47	.405	1
College of Charleston	15	26	27	.491	1
Clemson	2	2	3	.400	0
Davidson	17	7	31	.184	0
Duke	3	9	1	.900	3
Elon	11	24	18	.571	2
George Washington	2	2	4	.333	0
Georgia Southern	23	59	36	.621	6
Marshall	8	8	16	.333	0
Maryland	3	2	6	.250	0
North Carolina	1	2	2	.500	0
North Carolina State	1	2	2	.500	0
Richmond	1	0	2	.000	0
Virginia Tech	1	0	2	.000	0
Wake Forest	1	3	0	1.000	1
West Virginia	1	1	1	.500	0

## SINGLE-GAME ATTENDANCE RECORDS

Att.	Opponents	Year
5,419	The Citadel vs. College of Charleston	2003
4,960	The Citadel vs. Western Carolina	1999
4,895	The Citadel vs. Western Carolina	2010
4,892	The Citadel vs. College of Charleston	1999
4,625	The Citadel vs. Western Carolina	2004
4,567	The Citadel vs. UNCG	2001
4,462	The Citadel vs. College of Charleston	2006
4,449	The Citadel vs. Georgia Southern	2001
4,312	The Citadel vs. Georgia Southern	2000
4,127	The Citadel vs. College of Charleston	2000

### 1950 (at Greensboro, N.C.) Champion: Wake Forest

Maryland	4	Virginia Tech	3
Wake Forest	14	Clemson	2
Clemson	4	Virginia Tech	3
Wake Forest	7	Maryland	1
Maryland	3	Clemson	2
Wake Forest	15	Maryland	4

### 1951 (at Greensboro, N.C.) Champion: Duke

Duke	11	Maryland	0
Clemson	6	West Virginia	2
West Virginia	4	Maryland	3 (3rd place)
Duke	5	Clemson	0

### 1952 (Devereaux Meadow, Raleigh, N.C.) Champion: Duke

North Carolina State	5	Richmond	0
Duke	7	George Washington	5
George Washington	8	Richmond	7
North Carolina State	5	Duke	4
Duke	8	George Washington	4
Duke	7	North Carolina State	0
Duke	8	North Carolina State	3

### 1953 (Devereaux Meadow, Raleigh, N.C.) Champion: Duke

Duke	6	George Washington	4
North Carolina	13	Maryland	2
George Washington	5	Maryland	4
Duke	7	North Carolina	2
North Carolina	15	George Washington	0
Duke	5	North Carolina	3

### 1984 (Ronnie G. Childress Field; Cullowhee, N.C.) Champion: Appalachian State

#1N Appalachian State	4	#2S The Citadel	1
#1S Western Carolina	10	#2N VMI	7
#1N Appalachian State	9	#1S Western Carolina	5
#2S The Citadel	8	#1S Western Carolina	0
#1N Appalachian State	6	#2S The Citadel	1

### 1985 (Mountaineer Park; Boone, N.C.) Champion: Western Carolina

#2N Marshall	9	#1S Davidson	1
#2S Western Carolina	3	#1N Appalachian State	2
#1S Davidson	8	#1N Appalachian State	5
#2N Marshall	5	#2S Western Carolina	2
#2S Western Carolina	13	#1S Davidson	2
#2S Western Carolina	12	#2N Marshall	6
#2S Western Carolina	13	#2N Marshall	12

### 1986 (Ronnie G. Childress Field; Cullowhee, N.C.) Champion: Western Carolina

#1N Appalachian State	5	#2S Davidson	4
#1S Western Carolina	11	#2N ETSU	2
#2N ETSU	7	#2S Davidson	5
#1S Western Carolina	18	#1N Appalachian State	7
#1N Appalachian State	16	#2N ETSU	14
#1S Western Carolina	11	#1N Appalachian State	8

### 1987 (McCormick Field; Asheville, N.C.) Champion: Western Carolina

#1S Western Carolina	16	#2N VMI	4
#1N Appalachian State	8	#2S Davidson	5
#2N VMI	15	#2S Davidson	7
#1S Western Carolina	8	#1N Appalachian State	7
#2N VMI	10	#1N Appalachian State	9 (10)
#1S Western Carolina	9	#2N VMI	4

### 1988 (McCormick Field; Asheville, N.C.) Champion: Western Carolina

#2S The Citadel	9	#1N VMI	8
#1S Western Carolina	18	#2N Appalachian State	8
#2N Appalachian State	11	#1N VMI	4
#1S Western Carolina	6	#2S The Citadel	4
#2S The Citadel	16	#2N Appalachian State	9
#1S Western Carolina	22	#2S The Citadel	6

### 1989 (McCormick Field; Asheville, N.C.) Champion: Western Carolina\*

#2 Marshall	12	#7 ETSU	4
#3 Appalachian State	8	#6 Furman	2
#5 The Citadel	17	#4 VMI	11
#6 Furman	7	#4 VMI	5
#3 Appalachian State	13	#2 Marshall	9*
#1 Western Carolina	7	#3 Appalachian State	2*
#1 Western Carolina	4	#2 Marshall	2*

\*Heavy rains forced the cancellation of games five through eight of the tournament. A playoff was held at Montreat, N.C., between Appalachian State, Marshall and Western Carolina to determine the league's automatic qualifier in the NCAA tournament.



# SOCON BASEBALL CHAMPIONSHIP

## 1990 (College Park; Charleston, S.C.) Champion: The Citadel

#2 Western Carolina	6	#7 ETSU	1
#3 Marshall	5	#6 Furman	2
#5 Appalachian State	9	#4 VMI	2
#6 Furman	10	#4 VMI	9 (10)
#3 Marshall	3	#2 Western Carolina	1
#1 The Citadel	7	#5 Appalachian State	2
#7 ETSU	5	#6 Furman	2
#2 Western Carolina	5	#5 Appalachian State	4
#1 The Citadel	9	#3 Marshall	2
#2 Western Carolina	11	#3 Marshall	3
#1 The Citadel	6	#7 ETSU	0
#1 The Citadel	9	#2 Western Carolina	5

## 1991 (College Park; Charleston, S.C.) Champion: Furman

#2 Western Carolina	18	#7 VMI	2
#6 ETSU	14	#3 Marshall	4
#5 Appalachian State	4	#4 Furman	2
#4 Furman	10	#3 Marshall	4
#6 ETSU	7	#2 Western Carolina	4
#5 Appalachian State	2	#1 The Citadel	0
#4 Furman	8	#7 VMI	3
#2 Western Carolina	7	#1 The Citadel	3
#5 Appalachian State	7	#6 ETSU	1
#2 Western Carolina	9	#6 ETSU	4
#4 Furman	7	#5 Appalachian State	6 (10)
#2 Western Carolina	4	#5 Appalachian State	0
#4 Furman	11	#2 Western Carolina	9

## 1992 (College Park; Charleston, S.C.) Champion: Western Carolina

#1 Western Carolina	3	#8 VMI	2
#4 The Citadel	6	#5 Furman	4 (12)
#2 Georgia Southern	4	#7 Marshall	3
#3 ETSU	1	#6 Appalachian State	0
#8 VMI	5	#5 Furman	3
#6 Appalachian State	8	#7 Marshall	7
#1 Western Carolina	2	#4 The Citadel	1
#2 Georgia Southern	7	#3 ETSU	4
#4 The Citadel	12	#6 Appalachian State	3
#3 ETSU	20	#8 VMI	3
#1 Western Carolina	17	#2 Georgia Southern	10
#4 The Citadel	9	#3 ETSU	4
#2 Georgia Southern	9	#4 The Citadel	0
#2 Georgia Southern	14	#1 Western Carolina	12
#1 Western Carolina	4	#2 Georgia Southern	3

## 1993 (College Park; Charleston, S.C.) Champion: Western Carolina

#8 VMI	8	#1 Georgia Southern	1
#5 Davidson	12	#4 ETSU	5
#2 Western Carolina	7	#7 Marshall	6
#3 The Citadel	7	#6 Appalachian State	1
#1 Georgia Southern	10	#4 ETSU	3
#7 Marshall	4	#6 Appalachian State	2
#8 VMI	15	#5 Davidson	5
#2 Western Carolina	6	#3 The Citadel	3
#5 Davidson	10	#7 Marshall	1
#1 Georgia Southern	9	#3 The Citadel	6
#8 VMI	8	#2 Western Carolina	4
#1 Georgia Southern	12	#5 Davidson	5
#2 Western Carolina	6	#1 Georgia Southern	5
#2 Western Carolina	12	#8 VMI	5
#2 Western Carolina	5	#8 VMI	1

## 1994 (College Park; Charleston, S.C.) Champion: The Citadel

#8 Davidson	2	#1 Western Carolina	1
#3 Marshall	7	#6 Appalachian State	3
#7 VMI	6	#2 Georgia Southern	4
#5 The Citadel	8	#4 ETSU	3
#1 Western Carolina	4	#4 ETSU	0
#2 Georgia Southern	6	#6 Appalachian State	1
#5 The Citadel	10	#8 Davidson	4
#7 VMI	6	#3 Marshall	4
#8 Davidson	5	#2 Georgia Southern	2
#1 Western Carolina	8	#3 Marshall	2
#5 The Citadel	4	#7 VMI	3
#1 Western Carolina	13	#8 Davidson	1
#1 Western Carolina	7	#7 VMI	1
#5 The Citadel	4	#1 Western Carolina	2

## 1995 (College Park; Charleston, S.C.) Champion: The Citadel

#3 Western Carolina	9	#6 Appalachian State	5
#2 Georgia Southern	4	#7 VMI	3
#5 ETSU	6	#4 Davidson	2
#1 The Citadel	5	#8 Marshall	1
#7 VMI	13	#6 Appalachian State	4
#8 Marshall	8	#4 Davidson	5
#2 Georgia Southern	10	#3 Western Carolina	4
#1 The Citadel	10	#5 ETSU	2
#3 Western Carolina	10	#8 Marshall	3
#5 ETSU	8	#7 VMI	4
#1 The Citadel	10	#2 Georgia Southern	4
#5 ETSU	6	#3 Western Carolina	1
#2 Georgia Southern	9	#5 ETSU	6
#1 The Citadel	8	#2 Georgia Southern	3

## 1996 (College Park; Charleston, S.C.) Champion: Georgia Southern

#6 ETSU	10	#3 Furman	7
#7 VMI	7	#2 Western Carolina	3
#1 Georgia Southern	8	#8 Davidson	2
#4 The Citadel	6	#5 Appalachian State	2
#3 Furman	7	#2 Western Carolina	4
#5 Appalachian State	5	#8 Davidson	2
#7 VMI	4	#6 ETSU	2
#1 Georgia Southern	4	#4 The Citadel	3
#6 ETSU	5	#5 Appalachian State	2
#4 The Citadel	17	#3 Furman	3
#1 Georgia Southern	11	#7 VMI	2
#4 The Citadel	11	#6 ETSU	0
#4 The Citadel	8	#7 VMI	5
#1 Georgia Southern	7	#4 The Citadel	1

## 1997 (Joseph P. Riley, Jr. Park; Charleston, S.C.) Champion: Western Carolina

#4 Furman	6	#5 ETSU	2
#1 Western Carolina	4	#8 VMI	3
#2 Georgia Southern	14	#7 Appalachian State	5
#3 The Citadel	18	#6 Davidson	8
#5 ETSU	7	#8 VMI	3 (10)
#7 Appalachian State	7	#6 Davidson	5
#1 Western Carolina	7	#4 Furman	1
#3 The Citadel	14	#2 Georgia Southern	5
#4 Furman	13	#7 Appalachian State	11 (10)
#2 Georgia Southern	14	#5 ETSU	11
#1 Western Carolina	10	#3 The Citadel	3
#4 Furman	12	#2 Georgia Southern	10
#4 Furman	4	#3 The Citadel	2
#1 Western Carolina	10	#4 Furman	9 (10)

## 1998 (Joseph P. Riley, Jr. Park; Charleston, S.C.) Champion: The Citadel

#4 Furman	11	#5 Wofford	3
#1 UNCG	10	#8 ETSU	3
#3 Western Carolina	6	#6 Georgia Southern	5
#2 The Citadel	11	#7 Davidson	2
#5 Wofford	3	#8 ETSU	2
#6 Georgia Southern	6	#7 Davidson	3
#1 UNCG	14	#4 Furman	2
#2 The Citadel	5	#3 Western Carolina	0
#4 Furman	6	#6 Georgia Southern	5
#3 Western Carolina	9	#5 Wofford	4
#2 The Citadel	9	#1 UNCG	0
#3 Western Carolina	2	#4 Furman	1
#1 UNCG	4	#3 Western Carolina	2
#2 The Citadel	12	#1 UNCG	1

## 1999 (Joseph P. Riley, Jr. Park; Charleston, S.C.) Champion: The Citadel

#6 Georgia Southern	8	#3 Western Carolina	5
#2 College of Charleston	15	#7 VMI	4
#4 ETSU	11	#5 UNCG	7
#1 The Citadel	3	#8 Furman	0
#3 Western Carolina	8	#7 VMI	4
#8 Furman	3	#5 UNCG	0
#2 College of Charleston	4	#6 Georgia Southern	2
#1 The Citadel	13	#4 ETSU	5
#8 Furman	10	#6 Georgia Southern	2
#3 Western Carolina	7	#4 ETSU	5
#1 The Citadel	4	#2 College of Charleston	3
#3 Western Carolina	11	#8 Furman	4
#3 Western Carolina	3	#2 College of Charleston	2
#1 The Citadel	6	#3 Western Carolina	3

## 2000 (Joseph P. Riley, Jr. Park; Charleston, S.C.) Champion: Georgia Southern

#4 Furman	3	#5 ETSU	1
#1 Georgia Southern	2	#8 Appalachian State	1 (13)
#6 College of Charleston	7	#3 UNCG	3
#2 The Citadel	6	#7 Davidson	2
#8 Appalachian State	6	#5 ETSU	3 (15)
#3 UNCG	3	#7 Davidson	2
#1 Georgia Southern	5	#4 Furman	3
#2 The Citadel	6	#6 College of Charleston	3
#4 Furman	7	#3 UNCG	3
#6 College of Charleston	9	#8 Appalachian State	2
#1 Georgia Southern	5	#2 The Citadel	3 (10)
#4 Furman	15	#6 College of Charleston	3
#4 Furman	11	#2 The Citadel	1
#1 Georgia Southern	3	#4 Furman	0

## 2001 (Joseph P. Riley, Jr. Park; Charleston, S.C.) Champion: The Citadel

#5 UNCG	7	#4 Western Carolina	5
#1 Georgia Southern	10	#8 College of Charleston	2
#6 Appalachian State	4	#3 Furman	2 (10)
#2 The Citadel	3	#7 ETSU	2
#8 College of Charleston	9	#4 Western Carolina	7
#7 ETSU	8	#3 Furman	2
#1 Georgia Southern	10	#5 UNCG	7
#2 The Citadel	5	#6 Appalachian State	3
#5 UNCG	9	#7 ETSU	6
#6 Appalachian State	4	#8 College of Charleston	3
#2 The Citadel	3	#1 Georgia Southern	2
#5 UNCG	2	#6 Appalachian State	1
#5 UNCG	4	#1 Georgia Southern	0
#2 The Citadel	4	#5 UNCG	3

## 2002 (Joseph P. Riley, Jr. Park; Charleston, S.C.) Champion: Georgia Southern

#3 College of Charleston	7	#6 Furman	6
#2 Western Carolina	9	#7 Wofford	2
#4 Georgia Southern	4	#5 UNCG	2
#1 The Citadel	7	#8 ETSU	5
#6 Furman	7	#7 Wofford	5
#5 UNCG	3	#8 ETSU	0
#3 College of Charleston	3	#2 Western Carolina	0
#4 Georgia Southern	4	#1 The Citadel	2
#5 UNCG	6	#2 Western Carolina	4
#6 Furman	6	#1 The Citadel	0
#3 College of Charleston	9	#4 Georgia Southern	4
#6 Furman	9	#5 UNCG	7
#4 Georgia Southern	10	#6 Furman	4
#4 Georgia Southern	9	#3 College of Charleston	6
#4 Georgia Southern	8	#3 College of Charleston	0

## 2003 (Joseph P. Riley, Jr. Park; Charleston, S.C.) Champion: Western Carolina

#5 Furman	3	#4 UNCG	2
#1 Western Carolina	14	#8 Davidson	0
#2 Georgia Southern	6	#7 VMI	4
#6 College of Charleston	8	#3 The Citadel	2
#4 UNCG	7	#8 Davidson	3
#7 VMI	2	#3 The Citadel	1
#1 Western Carolina	6	#5 Furman	0
#2 Georgia Southern	14	#6 College of Charleston	6
#7 VMI	2	#5 Furman	1
#4 UNCG	4	#6 College of Charleston	3
#1 Western Carolina	1	#2 Georgia Southern	0
#4 UNCG	10	#7 VMI	1
#2 Georgia Southern	4	#4 UNCG	1
#2 Georgia Southern	8	#1 Western Carolina	4
#1 Western Carolina	6	#2 Georgia Southern	5 (11)

## 2004 (Joseph P. Riley, Jr. Park; Charleston, S.C.) Champion: The Citadel

#4 Elon	12	#5 UNCG	3
#8 Western Carolina	4	#1 College of Charleston	3
#7 Davidson	5	#2 Georgia Southern	2
#3 The Citadel	6	#6 ETSU	2
#1 College of Charleston	5	#5 UNCG	4 (10)
#2 Georgia Southern	12	#6 ETSU	4
#8 Western Carolina	7	#4 Elon	6
#3 The Citadel	10	#7 Davidson	2
#4 Elon	7	#2 Georgia Southern	3
#1 College of Charleston	3	#7 Davidson	0
#8 Western Carolina	5	#3 The Citadel	2
#1 College of Charleston	4	#4 Elon	3
#3 The Citadel	7	#1 College of Charleston	2
#3 The Citadel	9	#8 Western Carolina	2
#3 The Citadel	8	#8 Western Carolina	1

#SoConBB



# SOCON BASEBALL CHAMPIONSHIP



## 2005

(Joseph P. Riley, Jr. Park; Charleston, S.C.)

Champion: Furman

#4 Elon	12	#5 UNCG	6
#8 Furman	9	#1 College of Charleston	7
#2 Georgia Southern	7	#7 ETSU	3
#3 Western Carolina	6	#6 The Citadel	1
#1 College of Charleston	8	#5 UNCG	2
#6 The Citadel	10	#4 ETSU	6
#8 Furman	6	#4 Elon	3
#2 Georgia Southern	7	#3 Western Carolina	2
#6 The Citadel	8	#4 Elon	7
#1 College of Charleston	11	#3 Western Carolina	4
#8 Furman	4	#2 Georgia Southern	1
#1 College of Charleston	9	#6 The Citadel	7
#2 Georgia Southern	11	#1 College of Charleston	5
#8 Furman	5	#2 Georgia Southern	4

## 2006

(Joseph P. Riley, Jr. Park; Charleston, S.C.)

Champion: College of Charleston

#7 UNCG	6	#10 Wofford	5
#8 Appalachian State	5	#9 Davidson	4
#6 Western Carolina	14	#3 Furman	1
#2 Coll. of Charleston	13	#7 UNCG	5
#1 Elon	4	#8 Appalachian State	3
#5 The Citadel	6	#4 Georgia Southern	3
#7 UNCG	5	#3 Furman	4
#4 Georgia Southern	5	#8 Appalachian State	2
#2 College of Charleston	1	#6 Western Carolina	0
#1 Elon	12	#5 The Citadel	3
#6 Western Carolina	13	#4 Georgia Southern	3
#5 The Citadel	10	#7 UNCG	3
#2 Coll. of Charleston	12	#1 Elon	1
#5 The Citadel	4	#6 Western Carolina	2
#5 The Citadel	14	#1 Elon	11
#2 College of Charleston	5	#5 The Citadel	4

## 2007

(Joseph P. Riley, Jr. Park; Charleston, S.C.)

Champion: Wofford

#9 Wofford	5	#8 Furman	3
#7 The Citadel	7	#10 Davidson	0
#5 UNCG	9	#4 Appalachian State	3
#9 Wofford	19	#1 College of Charleston	6
#7 The Citadel	7	#2 Western Carolina	2
#3 Elon	14	#6 Georgia Southern	7
#7 The Citadel	6	#3 Elon	5
#4 Appalachian State	11	#1 College of Charleston	10
#6 Georgia Southern	6	#2 Western Carolina	5
#9 Wofford	12	#5 UNCG	5
#5 UNCG	8	#6 Georgia Southern	6
#3 Elon	9	#4 Appalachian State	5
#9 Wofford	6	#7 The Citadel	2
#3 Elon	11	#5 UNCG	9 (10)
#7 The Citadel	5	#3 Elon	2
#9 Wofford	4	#7 The Citadel	2

## 2008

(Joseph P. Riley, Jr. Park; Charleston, S.C.)

Champion: Elon

#7 Western Carolina	11	#10 Davidson	10 (12)
#9 Wofford	8	#8 The Citadel	4
#2 College of Charleston	5	#7 Western Carolina	4
#3 Furman	10	#6 Appalachian State	8 (10)
#1 Elon	21	#9 Wofford	12
#4 Georgia Southern	21	#5 UNCG	9
#6 Appalachian State	10	#7 Western Carolina	5
#5 UNCG	14	#9 Wofford	5
#2 Coll. of Charleston	12	#3 Furman	8
#1 Elon	16	#4 Georgia Southern	5
#3 Furman	13	#6 Appalachian State	12
#5 UNCG	12	#4 Georgia Southern	9
#2 Coll. of Charleston	12	#3 Furman	11 (10)
#1 Elon	12	#5 UNCG	4
#1 Elon	17	#2 College of Charleston	8

## 2009

(Fluor Field; Greenville, S.C.)

Champion: Georgia Southern

#2 Georgia Southern	4	#7 Davidson	3 (11)
#6 Appalachian State	4	#3 The Citadel	1
#1 Elon	10	#8 Furman	8
#4 Western Carolina	12	#5 College of Charleston	4
#3 The Citadel	9	#7 Davidson	8
#8 Furman	6	#5 College of Charleston	5
#2 Georgia Southern	6	#6 Appalachian State	5
#1 Elon	15	#4 Western Carolina	7
#3 The Citadel	5	#6 Appalachian State	3
#8 Furman	7	#4 Western Carolina	6
#3 The Citadel	5	#1 Elon	1
#2 Georgia Southern	16	#8 Furman	4

#1 Elon	8	#3 The Citadel	7
#2 Georgia Southern	7	#1 Elon	3

## 2010

(Joseph P. Riley, Jr. Park; Charleston, S.C.)

Champion: The Citadel

#2 College of Charleston	12	#7 Appalachian State	11 (11)
#6 Western Carolina	11	#3 Georgia Southern	4
#1 The Citadel	9	#8 Furman	5
#4 Elon	1	#5 Samford	0
#7 Appalachian State	6	#3 Georgia Southern	2
#5 Samford	13	#8 Furman	10
#1 The Citadel	6	#4 Elon	3 (10)
#6 Western Carolina	7	#2 Coll. of Charleston	6 (12)
#7 Appalachian State	10	#2 College of Charleston	6
#4 Elon	7	#5 Samford	4
#7 Appalachian State	3	#6 Western Carolina	2
#1 The Citadel	6	#4 Elon	5 (10)
#6 Western Carolina	7	#7 Appalachian State	6
#1 The Citadel	10	#6 Western Carolina	3

## 2011

(Joseph P. Riley, Jr. Park; Charleston, S.C.)

Champion: Georgia Southern

#7 Furman	12	#2 UNCG	6
#3 Samford*	5	#6 Appalachian State	3
#8 Western Carolina	10	#1 Elon	7 (20)
#4 Georgia Southern	4	#5 College of Charleston	2
#6 Appalachian State	6	#2 UNCG	4
#5 College of Charleston	4	#1 Elon	3
#3 Samford	7	#7 Furman	1
#4 Georgia Southern	12	#8 Western Carolina	1
#6 Appalachian State	5	#7 Furman	0
#5 College of Charleston	4	#8 Western Carolina	2
#3 Samford	2	#6 Appalachian State	1
#5 College of Charleston	9	#4 Georgia Southern	1
#4 Georgia Southern	7	#5 College of Charleston	6
#4 Georgia Southern	1	#3 Samford	0

\* later vacated all wins in tournament

## 2012

(Fluor Field; Greenville, S.C.)

Champion: Samford\*

#7 The Citadel	8	#2 Coll. of Charleston	6 (11)
#6 Georgia Southern	19	#3 Elon	2
#1 Appalachian State	7	#8 Furman	5
#4 Samford	7	#5 Western Carolina	0
#3 Elon	14	#2 Coll. of Charleston	12
#8 Furman	9	#5 Western Carolina	8
#6 Georgia Southern	8	#7 The Citadel	1
#4 Samford	12	#1 Appalachian State	7
#3 Elon	7	#7 The Citadel	3
#8 Furman	13	#1 Appalachian State	4
#6 Georgia Southern	10	#3 Elon	7
#4 Samford	12	#8 Furman	2
#4 Samford	9	#6 Georgia Southern	6 (10)

\* later vacated all wins and tournament title

## 2013

(Fluor Field; Greenville, S.C.)

Champion: Elon

#4 The Citadel	6	#5 Appalachian State	5
#1 Western Carolina	13	#8 Samford	7
#6 Furman	10	#3 Elon	1
#7 Georgia Southern	2	#2 College of Charleston	0
#3 Elon	18	#2 College of Charleston	8
#5 Appalachian State	2	#8 Samford	1
#4 The Citadel	12	#1 Western Carolina	11
#7 Georgia Southern	3	#6 Furman	2
#5 Appalachian State	15	#1 Western Carolina	4
#3 Elon	8	#6 Furman	1
#4 The Citadel	8	#5 Appalachian State	6
#3 Elon	11	#7 Georgia Southern	4
#3 Elon	7	#7 Georgia Southern	6
#3 Elon	6	#4 The Citadel	5

## 2014

(Joseph P. Riley, Jr. Park; Charleston, S.C.)

Champion: Georgia Southern

#8 Furman	6	#9 UNCG	5 (11)
#10 The Citadel	10	#7 Elon	7
#5 Appalachian State	3	#4 Georgia Southern	2 (11)
#8 Furman	3	#1 Western Carolina	2
#2 Davidson	9	#10 The Citadel	7
#3 Samford*	4	#6 Wofford	2
#4 Georgia Southern	8	#1 Western Carolina	4
#6 Wofford	4	#10 The Citadel	2
#8 Furman	3	#5 Appalachian State	1
#3 Samford	7	#2 Davidson	3
#4 Georgia Southern	2	#5 Appalachian State	1

#6 Wofford	10	#2 Davidson	7
#4 Georgia Southern	11	#8 Furman	8
#3 Samford	12	#6 Wofford	3
#4 Georgia Southern	10	#8 Furman	7 (12)
#4 Georgia Southern	4	#3 Samford	3

\* later vacated all wins in tournament

## 2015

(Joseph P. Riley, Jr. Park; Charleston, S.C.)

Champion: Mercer

#8 The Citadel	8	#9 ETSU	2
#2 Samford	8	#7 Western Carolina	7 (10)
#3 Wofford	16	#6 Furman	7
#1 Mercer	3	#8 The Citadel	2
#4 VMI	6	#5 UNCG	5
#8 The Citadel	8	#5 UNCG	4
#6 Furman	12	#7 Western Carolina	4
#2 Samford	4	#3 Wofford	3
#1 Mercer	19	#4 VMI	7
#3 Wofford	1	#6 Furman	0
#8 The Citadel	10	#4 VMI	5
#3 Wofford	12	#2 Samford	8
#1 Mercer	8	#8 The Citadel	1
#2 Samford	25	#3 Wofford	4
#1 Mercer	5	#2 Samford	0

## 2016

(Fluor Field; Greenville, S.C.)

Champion: Western Carolina

#8 The Citadel	3	#9 VMI	2 (10)
#4 Furman	3	#5 ETSU	0
#1 Mercer	13	#8 The Citadel	1 (7)
#2 Western Carolina	10	#7 Wofford	9
#6 Samford	8	#3 UNCG	5
#5 ETSU	4	#8 The Citadel	2
#3 UNCG	9	#7 Wofford	6
#1 Mercer	6	#4 Furman	1
#2 Western Carolina	14	#6 Samford	4
#6 Samford	12	#5 ETSU	11 (10)
#4 Furman	15	#3 UNCG	10
#1 Mercer	9	#2 Western Carolina	8
#6 Samford	2	#4 Furman	0
#2 Western Carolina	7	#6 Samford	4
#2 Western Carolina	4	#1 Mercer	2
#2 Western Carolina	3	#1 Mercer	2

## 2017

(Fluor Field; Greenville, S.C.)

Champion: UNCG

#9 VMI	8	#8 The Citadel	0
#4 Furman	13	#5 Wofford	3 (7)
#1 Mercer	11	#9 VMI	6
#7 ETSU	8	#2 Western Carolina	6
#3 UNCG	6	#6 Samford	3
#9 VMI	6	#5 Wofford	5 (10)
#6 Samford	6	#2 Western Carolina	1
#4 Furman	6	#1 Mercer	1
#3 UNCG	6	#7 ETSU	4
#6 Samford	5	#1 Mercer	4
#7 ETSU	12	#9 VMI	11
#3 UNCG	12	#4 Furman	8
#7 ETSU	16	#6 Samford	6 (8)
#4 Furman	8	#7 ETSU	6
#4 Furman	6	#3 UNCG	4
#3 UNCG	13	#4 Furman	1 (7)

## 2018

(Fluor Field; Greenville, S.C.)

Champion: Samford

#9 Western Carolina	6	#8 The Citadel	5
#5 Mercer	19	#4 VMI	0 (7)
#9 Western Carolina	10	#1 UNCG	2
#2 Samford	4	#7 Furman	0
#3 Wofford	8	#6 ETSU	7 (10)
#1 UNCG	11	#4 VMI	7
#6 ETSU	5	#7 Furman	2
#5 Mercer	15	#9 Western Carolina	0 (7)
#2 Samford	5	#3 Wofford	2
#9 Western Carolina	11	#6 ETSU	8
#1 UNCG	15	#3 Wofford	7
#2 Samford	10	#5 Mercer	3
#9 Western Carolina	8	#1 UNCG	4
#5 Mercer	10	#9 Western Carolina	2
#2 Samford	14	#5 Mercer	4 (7)

**1947: (1 team, 3-2)**

**District Playoff, Charlotte, N.C.**

Alabama 8, CLEMSON 2  
 CLEMSON 8, Auburn 3  
 CLEMSON 1, Alabama 0  
 CLEMSON 4, Alabama 1

**Eastern Playoff, New Haven, Conn.**

Yale 7, CLEMSON 3

**1948: (1 team, 4-3)**

**District 3 Playoff, Charlotte, N.C.**

NORTH CAROLINA 15, Georgia Tech 0  
 NORTH CAROLINA 11, Alabama 3  
 George Washington 5, NORTH CAROLINA 4  
 NORTH CAROLINA 10, George Washington 0

**Eastern Playoff, Winston-Salem, N.C.**

Yale 6, NORTH CAROLINA 1  
 NORTH CAROLINA 7, Illinois 3  
 Lafayette 5, NORTH CAROLINA 2

**1949: (1 team, 7-2)**

**District 3 Playoff, Charlotte, N.C.**

WAKE FOREST 5, Kentucky 3  
 WAKE FOREST 4, Mississippi State 3 (12)  
 WAKE FOREST 8, Kentucky 0

**Region 2 Playoff, South Bend, Ind.**

WAKE FOREST 10, Notre Dame 7  
 WAKE FOREST 4, Notre Dame 2

**College World Series, Wichita, Kan.**

WAKE FOREST 2, Southern California 1  
 Texas 8, WAKE FOREST 1  
 WAKE FOREST 2, Southern California 1  
**Championship**  
 Texas 10, WAKE FOREST 3

**1950: (1 team, 0-2)**

**District Playoff, Kannapolis, N.C.**

Alabama 6, CLEMSON 1  
 Kentucky 4, CLEMSON 2

**1952: (1 team, 4-2)**

**District 3 Playoff, Kannapolis, N.C.**

DUKE 7, Tennessee 1  
 DUKE 5, Rollins 4  
 DUKE 4, Florida 3

**College World Series, Omaha, Neb.**

DUKE 18, Oregon State 7  
 Penn State 12, DUKE 7  
 Western Michigan 5, DUKE 1

**1953: (1 team, 5-3)**

**District 3 Playoff, Charlotte, N.C.**

DUKE 9, Mississippi State 1  
 Georgia 9, DUKE 4  
 DUKE 5, Mississippi State 4  
 DUKE 9, Georgia 1  
 DUKE 11, Georgia 3

**College World Series, Omaha, Neb.**

Texas 2, DUKE 1  
 DUKE 3, Northern Colorado 2  
 Boston College 7, DUKE 6 (11)

**1954: (1 team, 2-2)**

**District 3 Playoff, campus sites**

VIRGINIA TECH 11, Clemson 10 (Clemson, S.C.)  
 VIRGINIA TECH 7, Clemson 1 (Blacksburg, Va.)

**District 3 Playoff, Winter Park, Fla.**

Rollins 3, VIRGINIA TECH 0  
 Rollins 9, VIRGINIA TECH 3

**1955: (1 team, 1-2)**

**District 3 Playoff, Morgantown, W.Va.**

Wake Forest 5, WEST VIRGINIA 1  
 WEST VIRGINIA 9, Wake Forest 7  
 Wake Forest 6, WEST VIRGINIA 5

**1957: (1 team, 0-2)**

**District 3 Playoff, Gastonia, N.C.**

Duke 9, GEORGE WASHINGTON 1  
 Ga. Southern 5, GEORGE WASHINGTON 3

**1958: (1 team, 0-2)**

**District 3 Playoff, Gastonia, N.C.**

Clemson 4, GEORGE WASHINGTON 2  
 Florida State 3, GEORGE WASHINGTON 1

**1959: (1 team, 0-2)**

**District 3 Playoff, Gastonia, N.C.**

Florida State 3, GEORGE WASHINGTON 2  
 Georgia Tech 7, GEORGE WASHINGTON 2

**1960: (1 team, 1-2)**

**District 3 Playoff, Gastonia, N.C.**

THE CITADEL 4, Florida 2  
 North Carolina 13, THE CITADEL 1  
 Florida 4, THE CITADEL 1

**1961: (1 team, 1-2)**

**District 3 Playoff, Gastonia, N.C.**

Florida State 3, WEST VIRGINIA 1  
 WEST VIRGINIA 4, Florida State 3  
 Duke 7, WEST VIRGINIA 3

**1962: (1 team, 0-2)**

**District 3 Playoff, Gastonia, N.C.**

Wake Forest 8, WEST VIRGINIA 3  
 Florida State 6, WEST VIRGINIA 5

**1963: (1 team, 1-2)**

**District 3 Playoff, Gastonia, N.C.**

Wake Forest 4, WEST VIRGINIA 3  
 WEST VIRGINIA 2, Auburn 1  
 Wake Forest 12, WEST VIRGINIA 8

**1964: (1 team, 0-2)**

**District 3 Playoff, Gastonia, N.C.**

Mississippi 11, WEST VIRGINIA 0  
 East Carolina 6, WEST VIRGINIA 5

**1965: (1 team, 2-2)**

**District 3 Playoff, Gastonia, N.C.**

FURMAN 5, Maryland 4  
 FURMAN 5, Mississippi State 2  
 Florida State 2, FURMAN 1  
 Florida State 7; FURMAN 5

**1966: (1 team, 0-2)**

**District 3 Playoff, Gastonia, N.C.**

North Carolina 7, EAST CAROLINA 1  
 Florida State 6, EAST CAROLINA 3

**1967: (1 team, 0-2)**

**District 3 Playoff, Gastonia, N.C.**

Auburn 8, WEST VIRGINIA 3  
 Clemson 5, WEST VIRGINIA 0

**1968: (1 team, 1-2)**

**District 3 Playoff, Gastonia, N.C.**

EAST CAROLINA 2, Florida State 1  
 North Carolina State 7, EAST CAROLINA 5  
 Florida State 3, EAST CAROLINA 2

**1969: (1 team, 0-2)**

**District 3 Playoff, Gastonia, N.C.**

North Carolina 3, FURMAN 0  
 Virginia Tech 6, FURMAN 3

**1970: (1 team, 0-2)**

**District 3 Playoff, Gastonia, N.C.**

Florida State 2, EAST CAROLINA 0  
 Mississippi State 12, EAST CAROLINA 6

**1972: (1 team, 0-2)**

**District 3 Playoff, Gastonia, N.C.**

Virginia 18, RICHMOND 2  
 Florida State 10, RICHMOND 5

**1973: (1 team, 2-2)**

**District 3 Playoff, Starkville, Miss.**

North Carolina State 5, APPALACHIAN STATE 1  
 APPALACHIAN STATE 2, South Alabama 1  
 APPALACHIAN STATE 4, North Carolina State 3  
 Miami (Fla.) 13, APPALACHIAN STATE 5

**1974: (1 team, 0-2)**

**District 3 Playoff, Starkville, Miss.**

Vanderbilt 2, EAST CAROLINA 1  
 South Carolina 5, EAST CAROLINA 1



*The Citadel's 1990 squad made a memorable run to the College World Series in Omaha, Neb.*



# SOCON IN NCAA CHAMPIONSHIP



**1975: (1 team, 0-2)**

**Atlantic Regional, Columbia, S.C.**  
South Carolina 11, THE CITADEL 3  
North Carolina State 16, THE CITADEL 3

**1976: (1 team, 2-2)**

**Atlantic Regional, Columbia, S.C.**  
Clemson 13, FURMAN 2  
FURMAN 5, Virginia Tech 4  
FURMAN 12, South Carolina 1  
Clemson 6, FURMAN 2

**1977: (1 team, 0-2)**

**Atlantic Regional, Columbia, S.C.**  
Wake Forest 6, EAST CAROLINA 3  
South Carolina 4, EAST CAROLINA 1

**1978: (1 team, 2-2)**

**Atlantic Regional, Coral Gables, Fla.**  
MARSHALL 4, Florida State 0  
MARSHALL 9, Clemson 3  
Miami (Fla.) 6, MARSHALL 0  
Miami (Fla.) 5, MARSHALL 1

**1979: (1 team, 0-2)**

**Atlantic Regional, Coral Gables, Fla.**  
Miami (Fla.) 3, THE CITADEL 1  
Georgia Southern 5, THE CITADEL 3

**1980: (1 team, 1-2)**

**Atlantic Regional, Clemson, S.C.**  
Clemson 22, ETSU 4  
ETSU 3, Georgia Southern 1  
South Carolina 8, ETSU 5

**1981: (1 team, 2-2)**

**Atlantic Regional, Clemson, S.C.**  
Mississippi State 7, ETSU 6  
ETSU 2, Clemson 1  
ETSU 5, Wichita State 4  
Mississippi State 6, ETSU 5

**1982: (1 team, 2-2)**

**East Regional, Columbia, S.C.**  
THE CITADEL 9, North Carolina 4  
South Carolina 6, THE CITADEL 4  
THE CITADEL 15, Old Dominion 1  
South Carolina 11, THE CITADEL 2

**1983: (1 team, 2-2)**

**East Regional, Chapel Hill, N.C.**  
THE CITADEL 14, Delaware 5  
THE CITADEL 5, North Carolina 3  
James Madison 5, THE CITADEL 2  
Delaware 7, THE CITADEL 1

**1984: (1 team, 0-2)**

**South II Regional, Starkville, Miss.**  
New Orleans 1, APPALACHIAN STATE 0  
Eastern Kentucky 10, APPALACHIAN STATE 9

**1985: (1 team, 2-2)**

**East Regional, Columbia, S.C.**  
WESTERN CAROLINA 5, Old Dominion 3  
LaSalle 13, WESTERN CAROLINA 12  
WESTERN CAROLINA 9, St. John's 6  
South Carolina 14, WESTERN CAROLINA 3

**1986: (2 teams, 0-4)**

**Atlantic Regional, Coral Gables, Fla.**  
Miami (Fla.) 10, WESTERN CAROLINA 8  
Georgia Tech 8, WESTERN CAROLINA 7

**Midwest Regional, Stillwater, Okla.**

Stanford 11, APPALACHIAN STATE 1  
Oklahoma State 23, APPALACHIAN STATE 2

**1987: (1 team, 2-2)**

**Midwest Regional, Starkville, Miss.**  
Oklahoma State 6, WESTERN CAROLINA 0  
WESTERN CAROLINA 8, Mississippi State 1  
WESTERN CAROLINA 8, Purdue 7  
Oklahoma State 9, WESTERN CAROLINA 6

**1988: (1 team, 0-2)**

**South Regional, Starkville, Miss.**  
Mississippi State 7, WESTERN CAROLINA 4  
Texas A&M 8, WESTERN CAROLINA 6

**1989: (1 team, 0-2)**

**South Regional, Starkville, Miss.**  
Mississippi State 8, WESTERN CAROLINA 0  
Indiana State 10, WESTERN CAROLINA 3

**1990: (1 team, 5-2)**

**Atlantic Regional, Coral Gables, Fla.**  
THE CITADEL 11, North Carolina State 3  
THE CITADEL 8, East Carolina 5  
THE CITADEL 6, Miami (Fla.) 2  
THE CITADEL 4, Miami (Fla.) 1

**College World Series, Omaha, Neb.**

LSU 8, THE CITADEL 2  
THE CITADEL 8, Cal State Fullerton 7 (12)  
LSU 6, THE CITADEL 1

**1991: (1 team, 1-2)**

**East Regional, Gainesville, Fla.**  
Florida 2, FURMAN 0  
FURMAN 7, Ohio 2  
Missouri 8, FURMAN 4

**1992: (1 team, 3-2)**

**South II Regional, Tallahassee, Fla.**  
WESTERN CAROLINA 1, Florida State 0  
WESTERN CAROLINA 14, Kent State 1  
WESTERN CAROLINA 5, Stanford 0  
Florida State 4, WESTERN CAROLINA 3  
Florida State 18, WESTERN CAROLINA 3

**1993: (1 team, 1-2)**

**South Regional, Baton Rouge, La.**  
Louisiana State 7, WESTERN CAROLINA 2  
WESTERN CAROLINA 10, Miami (Fla.) 5  
Kent State 8, WESTERN CAROLINA 5

**1994: (2 teams, 1-4)**

**East Regional, Clemson, S.C.**  
Notre Dame 5, THE CITADEL 1  
THE CITADEL 4, Virginia Tech 3  
Clemson 5, THE CITADEL 1

**Midwest Regional, Knoxville, Tenn.**

Tennessee 6, WESTERN CAROLINA 4  
Arizona State 8, WESTERN CAROLINA 6

**1995: (1 team, 0-2)**

**Midwest Regional, Knoxville, Tenn.**  
Tennessee 5, THE CITADEL 2  
Pittsburgh 12, THE CITADEL 10

**1996: (1 team, 1-2)**

**Atlantic Regional, Clemson, S.C.**  
GEORGIA SOUTHERN 6, Old Dominion 0  
West Virginia 9, GEORGIA SOUTHERN 4  
Tennessee 6, GEORGIA SOUTHERN 1

**1997: (1 team, 1-2)**

**East Regional, Tallahassee, Fla.**  
Auburn 11, WESTERN CAROLINA 3  
WESTERN CAROLINA 8, Marist 3  
South Florida 9, WESTERN CAROLINA 4

**1998: (1 team, 1-2)**

**East Regional, Clemson, S.C.**  
Clemson 12, THE CITADEL 3  
THE CITADEL 5, Fordham 1  
VCU 3, THE CITADEL 2 (11 inn)

**1999: (1 team, 0-2)**

**Regional, Tallahassee, Fla.**  
Florida State 24, THE CITADEL 6  
Providence 12, THE CITADEL 1

**2000: (1 team, 0-2)**

**Regional, Atlanta, Ga.**  
Georgia Tech 11, GEORGIA SOUTHERN 9  
Auburn 11, GEORGIA SOUTHERN 5

**2001: (2 teams, 1-4)**

**Regional, Columbia, S.C.**  
South Carolina 16, THE CITADEL 0  
Princeton 11, THE CITADEL 6

**Regional, Athens, Ga.**

GEORGIA SOUTHERN 4, Georgia 3  
Coastal Carolina 15, GEORGIA SOUTHERN 3  
Georgia 10, GEORGIA SOUTHERN 2

**2002: (1 team, 1-2)**

**Regional, Clemson, S.C.**  
Clemson 15, GEORGIA SOUTHERN 1  
GEORGIA SOUTHERN 6, Elon 2  
East Carolina 7, GEORGIA SOUTHERN 3

**2003: (1 team, 2-2)**

**Regional, Wilson, N.C.**  
VCU 6, WESTERN CAROLINA 0  
WESTERN CAROLINA 9, Le Moyne 5  
WESTERN CAROLINA 2, VCU 0  
NC State 6, WESTERN CAROLINA 4 (14)

**2004: (2 teams, 3-4)**

**Regional, Columbia, S.C.**  
South Carolina 12, THE CITADEL 4  
THE CITADEL 10, Coastal Carolina 1  
North Carolina 6, THE CITADEL 3

**Regional, Baton Rouge, La.**

Southern Miss 6, COLLEGE OF CHARLESTON 5  
COLLEGE OF CHARLESTON 2, Army 1  
COLLEGE OF CHARLESTON 7, Southern Miss 3  
LSU 11, COLLEGE OF CHARLESTON 3

**2005: (2 teams, 1-4)**


**Regional, Atlanta, Ga.**  
Georgia Tech 5, FURMAN 4 (10)  
Michigan 6, FURMAN 3

**Regional, Clemson, S.C.**

COLLEGE OF CHARLESTON 5, Oral Roberts 2  
Clemson 6, COLLEGE OF CHARLESTON 0  
Oral Roberts 6, COLLEGE OF CHARLESTON 0

**2006: (2 teams, 4-4)**

**Regional, Lexington, Ky.**  
COLLEGE OF CHARLESTON 5, Notre Dame 4 (16)  
COLLEGE OF CHARLESTON 11, Ball State 0  
COLLEGE OF CHARLESTON 7, at Kentucky 4



*Oliver Marmol (center) scored the winning run for College of Charleston in a 5-4, 16-inning win over Notre Dame at the Lexington Regional in 2006.*

**Super Regional, Atlanta, Ga.**

Georgia Tech 5, COLLEGE OF CHARLESTON 0  
Georgia Tech 12, COLLEGE OF CHARLESTON 3

**Regional, Clemson, S.C.**

ELON 5, Mississippi State 4  
Clemson 13, ELON 3  
Mississippi State 12, ELON 3

**2007: (2 teams, 2-4)**

**Regional, Chapel Hill, N.C.**

East Carolina 9, WESTERN CAROLINA 8  
WESTERN CAROLINA 7, Jacksonville 0  
WESTERN CAROLINA 9, East Carolina 5  
North Carolina 6, WESTERN CAROLINA 5

**Regional, Columbia, S.C.**

South Carolina 9, WOFFORD 1  
NC State 10, WOFFORD 6

**2008: (1 team, 1-2)**

**Regional, Cary, N.C.**

UNC Wilmington 5, ELON 2  
ELON 6, Mount St. Mary's 3  
UNC Wilmington 15, ELON 11

**2009: (2 teams, 1-4)**

**Regional, Atlanta, Ga.**

Southern Miss 17, ELON 15  
ELON 4, Georgia State 3  
Georgia Tech 8, ELON 4

**Regional, Fullerton, Calif.**

Gonzaga 19, GEORGIA SOUTHERN 10  
Utah 11, GEORGIA SOUTHERN 10

**2010: (3 teams, 3-6)**

**Regional, Columbia, S.C.**

THE CITADEL 7, Virginia Tech 2  
South Carolina 9, THE CITADEL 4  
Virginia Tech 4, THE CITADEL 3

**Regional, Myrtle Beach, S.C.**

COLLEGE OF CHARLESTON 9, NC State 6  
COLLEGE OF CHARLESTON 16, Coastal Carolina 6  
Coastal Carolina 8, COLLEGE OF CHARLESTON 7  
Coastal Carolina 11, COLLEGE OF CHARLESTON 10 (10)

**Regional, Atlanta, Ga.**

Alabama 11, ELON 2  
Mercer 13, ELON 7

**2011: (1 team, 0-2)**

**Regional, Columbia, S.C.**

South Carolina 2, GEORGIA SOUTHERN 1  
NC State 5, GEORGIA SOUTHERN 2

**2012: (3 teams, 5-6)**

**Regional, Charlottesville, Va.**

APPALACHIAN STATE 5, Oklahoma 4  
APPALACHIAN STATE 6, Virginia 5  
Oklahoma 14, APPALACHIAN STATE 6  
Oklahoma 5, APPALACHIAN STATE 2

**Regional, Gainesville, Fla.**

Georgia Tech 8, COLLEGE OF CHARLESTON 4  
COLLEGE OF CHARLESTON 8, Bethune-Cookman 2  
Georgia Tech 3, COLLEGE OF CHARLESTON 0

**Regional, Tallahassee, Fla.**

\*SAMFORD 5, Mississippi State 0  
Florida State 8, SAMFORD 1  
SAMFORD 3, Mississippi State 2  
Florida State 5, SAMFORD 2

\* later vacated wins in NCAA Regional

**2013: (1 team, 2-2)**

**Regional, Charlottesville, Va.**

ELON 10, UNCW 7  
Virginia 2, ELON 0  
ELON 6, UNCW 4  
Virginia 11, ELON 3

**2014: (1 team, 1-2)**

**Regional, Tallahassee, Fla.**

GEORGIA SOUTHERN 7, Florida State 0  
Kennesaw State 13, GEORGIA SOUTHERN 5 (11)  
Alabama 6, GEORGIA SOUTHERN 0

**2015: (1 team, 0-2)**

**Regional, Tallahassee, Fla.**

Florida State 5, MERCER 4 (10)  
Auburn 1, MERCER 0

**2016: (1 team, 1-2)**

**Regional, Clemson, S.C.**

Clemson 24, WESTERN CAROLINA 10  
WESTERN CAROLINA 4, Nebraska 1  
Clemson 15, WESTERN CAROLINA 3

**2017 (1 team, 1-2)**

**Regional, Clemson, S.C.**

Clemson 5, UNCG 4  
UNCG 3, St. John's 1  
Clemson 6, UNCG 3

**2018 (1 team, 1-2)**

**Regional, Tallahassee, Fla.**

SAMFORD 7, Florida State 6  
Oklahoma 4, SAMFORD 0  
Mississippi State 9, SAMFORD 8

**OVERALL RECORD: 91-164 (.357)\***

\* Samford later vacated two wins from 2012



# PLAYERS/PITCHERS OF THE WEEK



**1989 Players**  
 March 12 Andy Beasley, VMI  
 March 19 Matt Raleigh, WCU  
 March 26 Gettys Glaze, CIT  
 April 2 Johnny McCraw, APP  
 April 9 Billy Swails, CIT  
 April 16 Steve Hollins, APP  
 April 23 Jason Nixon, MAR

**1989 Pitchers**  
 March 12 Brad Riley, APP  
 March 19 Mike Clark, FUR  
 March 26 Paul Menhart, WCU  
 April 2 Matt Gore, CIT  
 April 9 Pete Palmer, APP  
 April 16 Brad Stowell, CIT  
 April 23 Jeff Stevens, WCU

**1990 Players**  
 March 11 Anthony Jenkins, CIT  
 March 18 Grant Brittain, WCU  
 March 25 Johnny McCraw, APP  
 April 1 Grant Brittain, WCU  
 April 8 Grant Brittain, WCU  
 April 15 Scott Waugh, APP  
 April 22 Kevin Bellomo, WCU

**1990 Pitchers**  
 March 11 Richard Shirer, CIT  
 March 18 Tom Brodnax, FUR  
 March 25 Richard Shirer, CIT  
 April 1 Ken Britt, CIT  
 April 8 Richard Shirer, CIT  
 April 15 Jason Schafer, MAR  
 April 22 Johnny Meadows, APP

**1991 Players**  
 March 10 Chris Childers, MAR  
 March 17 Kevin Bellomo, WCU  
 March 24 Todd Raleigh, WCU  
 March 31 Shane McComas, MAR  
 April 7 Rod Walker, ETSU  
 April 14 Johnny McCraw, APP  
 April 21 Jason Rhychlick, CIT

**1991 Pitchers**  
 March 10 Bill Craig, MAR  
 March 17 Phillip Grundy, WCU  
 March 24 Dallas Rhinehart, ETSU  
 March 31 Brad Stowell, CIT  
 April 7 Ken Britt, CIT  
 April 14 Hank Kraft, CIT  
 April 21 Chris Bellomy, MAR

**1992 Players**  
 March 9 Todd Greene, GSU  
 March 16 Joey Cox, WCU  
 March 23 Jermaine Shuler, CIT  
 March 30 Rod Walker, ETSU  
 April 6 Rodney Hennon, WCU  
 April 13 Nathan Dunn, ETSU  
 April 20 Rod Walker, ETSU

**1992 Pitchers**  
 March 9 Gettys Glaze, CIT  
 March 16 Jim Carragher, GSU  
 March 23 Matt Spade, MAR  
 March 30 Hank Kraft, CIT  
 April 6 Ken Britt, CIT  
 April 13 Gettys Glaze, CIT  
 April 20 Gettys Glaze, CIT

**1993 Players**  
 Feb. 28 Phillip Grundy, WCU  
 March 7 Todd Greene, GSU  
 March 14 Chris Lemonis, CIT  
 March 21 Rodney Hennon, WCU  
 March 28 Phillip Grundy, WCU  
 April 3 Mike Tidick, WCU  
 April 10 Kurt Henzler, MAR  
 April 17 Clay Hall, DAV  
 April 24 Tim Kerns, DAV

**1993 Pitchers**  
 Feb. 28 Ron Buffington, GSU  
 March 7 Steve Basch, CIT  
 March 14 Clint Fair, GSU  
 March 21 Donald Morillo, CIT  
 March 28 Paul Thornton, GSU  
 April 3 Clint Fair, GSU  
 April 10 Mac Chapman, DAV  
 April 17 John Price, CIT  
 April 24 Jim Carragher, GSU

**1994 Players**  
 Feb. 27 Louie Napoleon, VMI  
 March 6 Russ Roper, FUR  
 March 13 Mac Chapman, DAV  
 March 20 Mac Chapman, DAV  
 March 27 Roy Hurst, WCU  
 April 3 Mike Hooks, ETSU  
 April 10 Mike Tidick, WCU  
 April 17 Matt Wilson, GSU  
 April 24 Mike Hagy, MAR

**1994 Pitchers**  
 Feb. 27 Jason Beverlin, WCU  
 March 6 Marc Phillips, VMI  
 March 13 Rick Paugh, MAR  
 March 20 Jason Beverlin, WCU  
 March 27 Jay Adams, VMI  
 April 3 Tim Roth, GSU  
 April 10 Britt Reames, CIT  
 April 17 Todd Anderson, ETSU  
 April 24 Matt Spade, MAR

**1995 Players**  
 Feb. 26 Jody Henson, WCU  
 March 5 Tyson Whitley, GSU  
 March 12 Jason Andrews, GSU  
 March 19 Danny Allard, APP  
 March 26 Jody Henson, WCU  
 April 2 Brad Edwards, DAV  
 April 9 Bo Betchman, CIT  
 April 16 Adam Cross, ETSU  
 April 23 Dan Martz, FUR

**1995 Pitchers**  
 Feb. 26 Dale Pilgrim, WCU  
 March 5 William Rushing, GSU  
 March 12 Britt Reames, CIT  
 March 19 Clark Maxwell, WCU  
 March 26 Chris Pollard, DAV  
 April 2 Clark Maxwell, WCU  
 April 9 Brian Callahan, CIT  
 April 16 Mark DiFelice, WCU  
 April 23 Jason Crews, APP

**1996 Players**  
 Feb. 25 Alex Tolbert, WCU  
 March 3 Tommy Peterman, GSU  
 March 10 Luke Goodwin, DAV  
 March 17 A.J. Polichnowski, ETSU  
 March 24 Curt Beerman, CIT  
 March 31 Nate Shepperson, VMI  
 April 7 Tommy Peterman, GSU  
 April 14 Tommy Peterman, GSU  
 April 21 Bo Betchman, CIT

**1996 Pitchers**  
 Feb. 25 Scott Musgrave, APP  
 March 3 Jim Jordan, FUR  
 March 10 Jim Jordan, FUR  
 March 17 Clark Maxwell, WCU  
 March 24 Dan Stutzman, APP  
 March 31 Brian Bain, WCU  
 April 7 Tod Lee, GSU  
 April 14 Brian Rogers, CIT  
 April 24 Brian Rogers, CIT

**1997 Players**  
 March 3 Michael Holder, GSU  
 March 10 Britt Phelps, ETSU  
 March 17 Steve Walson, GSU  
 March 24 Curt Beerman, CIT  
 March 31 Jeremy Bruce, WCU  
 April 7 Martin Barrow, WCU  
 April 14 Jerry Simmons, CIT  
 April 21 Tyson Whitley, GSU

**1997 Pitchers**  
 March 3 Mark DiFelice, WCU  
 March 10 Tod Lee, GSU  
 March 17 Dan Stutzman, APP  
 March 24 Tom Martin, CIT  
 March 31 Brian Rogers, CIT  
 April 7 Jay Adams, VMI  
 April 14 Clint Sauls, GSU  
 April 21 Ryan Foote, FUR

**1998 Players**  
 March 9 Chuck Koone, WCU  
 March 16 Charles Thomas, WCU  
 March 23 Jerry Simmons, CIT  
 March 30 Jody Pollock, GSU  
 April 6 Terrence Smalls, CIT  
 April 13 Stephen Crater, APP  
 April 20 Kenny Vawter, UNCG  
 April 27 Phillip Hartig, CIT

**1998 Pitchers**  
 March 9 Josh Spradlin, VMI  
 March 16 Brian Rogers, CIT  
 March 23 Rodney Hancock, CIT  
 March 30 Rhett Woehrl, UNCG  
 April 6 Lance Surrridge, UNCG  
 April 13 Izzy Olvera, ETSU  
 April 20 Tom Martin, CIT  
 April 27 Brian Wiley, CIT

**1999 Players**  
 March 1 Dustin Langley, GSU  
 March 8 Jody Pollock, GSU  
 March 15 Ronny Marmol, CofC  
 March 22 Jesse Martin, UNCG  
 March 29 Rusty Swackhamer, ETSU  
 April 4 Brandon Eierman, ETSU  
 April 12 Charles Thomas, WCU  
 April 19 Ed Pearson, VMI  
 April 26 Rusty Swackhamer, ETSU  
 May 3 Eric Johnson, WCU  
 May 10 Philip Hartig, CIT  
 May 17 Matt Easterday, GSU

**1999 Pitchers**  
 March 1 Wes Self, DAV  
 March 8 Brett Lewis, GSU  
 March 15 Matt Baber, ETSU  
 March 22 Brian Wiley, CIT  
 March 29 Travis Parker, CofC  
 April 4 Dallas McPherson, CIT  
 April 12 Brian Wiley, CIT  
 April 19 Brian Wiley, CIT  
 April 26 Wes Self, DAV  
 May 3 Taft Cable, UNCG  
 May 10 Scott Oliver, CofC  
 May 17 Rodney Hancock, CIT

**2000 Players**  
 Feb. 21 Tim Friend, DAV  
 Feb. 28 Phillip Hartig, CIT  
 March 6 Dallas McPherson, CIT  
 March 13 Jeremy Purcell, UNCG  
 March 20 Scott Henley, GSU  
 March 27 Phillip Hartig, CIT  
 March 27 Scott Henley, GSU  
 April 3 Chad Boruff, ETSU  
 April 10 Stewart Sloan, DAV  
 April 17 Matt Easterday, GSU  
 April 24 Phillip Hartig, CIT  
 May 1 Scott Henley, GSU  
 May 8 Kevin Blocker, WOF  
 May 17 Chad Boruff, ETSU

**2000 Pitchers**  
 Feb. 21 Jared Burton, WCU  
 Feb. 28 Taft Cable, UNCG  
 March 6 Charles Bobo, WOF  
 March 13 Ryan Gordon, UNCG  
 March 20 Taft Cable, UNCG  
 March 27 David Ray, GSU  
 April 3 Matt Baber, ETSU  
 April 10 Lucas Hocker, CofC  
 April 17 Daniel Wheeler, GSU  
 April 24 Kyle Bunn, CIT  
 May 1 Ryan Gordon, UNCG  
 May 8 George Lehr, WOF  
 May 15 T.A. Fulmer, CIT

**2001 Players**  
 Feb. 25 Alan Beck, WCU  
 March 5 Shane Schumaker, UNCG  
 March 12 Derek Norman, FUR  
 March 19 Jason Randall, CIT  
 March 26 Matt Lauderdale, CofC  
 March 26 Scott Henley, GSU  
 April 2 Donovan Minero, WCU  
 April 9 Matt Herring, GSU  
 April 16 Jesse Martin, UNCG  
 April 23 Chris Catanzaro, VMI  
 April 30 Nathan Copeland, ETSU  
 May 7 Justin Maderer, FUR  
 May 14 Darryl Stephens, GSU

**2001 Pitchers**  
 March 5 Wes Self, DAV  
 March 12 Matt Rackers, CofC  
 March 19 Tate Osterman, WOF  
 March 26 Ryan Basner, WCU  
 April 2 Toby David, FUR  
 April 9 Eric Talbert, CIT  
 April 16 Brett Lewis, GSU  
 April 16 Taft Cable, UNCG  
 April 23 Randy Corn, CIT  
 April 30 Tom Mastny, FUR  
 May 7 Dan Foley, WCU  
 May 14 Scooter Michael, UNCG

**2002 Players**  
 Feb. 18 Ryan Schade, WCU  
 Feb. 25 Rocky Baker, GSU  
 March 6 Matt Herring, GSU  
 March 11 Tony Carbone, WOF  
 March 18 Ryan Galligan, UNCG  
 March 18 Lee Curtis, CofC  
 March 25 Donovan Minero, WCU  
 March 25 Todd Roper, WCU  
 March 25 Tim Friend, DAV  
 April 2 Donovan Minero, WCU  
 April 8 Jason Sarvis, UNCG  
 April 15 A.J. Zickgraf, GSU  
 April 22 Chris Downard, APP  
 April 29 Chris Emond, DAV  
 May 6 Donovan Minero, WCU  
 May 13 Lee Curtis, CofC  
 May 20 Josh Stackley, CIT

### 2002 Pitchers

- Feb. 18 George Lehr, WOF
- Feb. 25 Ryan Gordon, UNCG
- Jared Comstock, GSU
- March 6 Scooter Michael, UNCG
- March 11 Jared Burton, WCU
- March 18 Jay Metzger, UNCG
- March 25 George Lehr, WOF
- April 2 T.A. Fulmer, CIT
- April 8 Kyle Shipplett, APP
- April 15 Tim Frend, DAV
- Scooter Michael, UNCG
- April 22 Tom Mastny, FUR
- April 29 Jay Metzger, UNCG
- Raymond Jenkins, CIT
- May 6 Tom Mastny, FUR
- May 13 Dennis Dove, GSU
- May 20 Culley Kline, WOF

### 2003 Players

- Feb. 26 Jesse Cole, WOF
- March 3 Jon Aughey, CIT
- March 11 Chris Ard, CIT
- March 17 Lee Curtis, CofC
- March 24 Lee Curtis, CofC
- April 1 Caleb Moore, ETSU
- Sam Navarro, DAV
- April 7 Todd Buchanan, WCU
- Alan Beck, WCU
- April 14 Matt Lauderdale, CofC
- April 21 Rod Goldston, WCU
- April 28 Brett Spivey, CofC
- May 6 Alan Beck, WCU
- May 13 Derek Smith, APP
- May 20 Brendan Gilligan, GSU

### 2003 Pitchers

- Feb. 26 Patrick Griffin, FUR
- March 3 Ken Egleton, CIT
- March 11 Chris Mason, UNCG
- March 17 Ryan Basner, WCU
- March 24 Ryan Gordon, UNCG
- April 1 Tom Mastny, FUR
- April 7 Brett Harker, CofC
- April 14 Derrik Wolpert, DAV
- April 21 Reid Price, CofC
- April 28 John Carroll, GSU
- May 6 Scooter Michael, UNCG
- May 13 Tom Mastny, FUR
- May 20 David Mitchell, FUR

### 2004 Players

- Feb 23 Greg Dowling, GSU
- March 2 Ryan Gordon, UNCG
- March 10 Alex Gary, WCU
- March 15 Chip Cannon, CIT
- March 22 Josh Stackley, CIT
- March 29 Brett Gardner, CofC
- April 5 Brett Anderson, CofC
- April 12 Phillip Coker, CofC
- April 19 Blake Church, ETSU
- April 26 Case Cassidy, FUR
- May 2 Caleb Moore, ETSU
- May 10 Phillip Coker, CofC
- May 17 Jay Heafner, DAV
- James Payne, GSU
- May 24 Andy Howdeshell, ETSU

### 2004 Pitchers

- Feb 23 Brian Akin, DAV
- March 2 Nick Stames, UNCG
- March 10 Ryan Falcon, UNCG
- March 15 Zach Piccola, CofC
- March 22 Matt Garner, Elon
- March 29 Sam Perry, FUR
- Jarrett Santos, UNCG
- April 5 Ryan Edell, CofC
- April 12 Brian Harrison, GSU
- April 19 Josh Lairsey, GSU
- April 26 Jonathan Ellis, CIT
- May 2 John Carroll, GSU
- May 10 Scott Clark, APP
- May 17 Brian McCullen, WCU
- May 24 Jonathan Ellis, CIT

### 2005 Players

- Feb 21 Brian Hastings, CofC
- Feb 28 Caleb Moore, ETSU
- March 7 D.J. Wabik, CofC
- March 14 Jason Hurst, GSU
- March 21 Byron Barber, CofC
- March 28 Brett Gardner, CofC
- April 4 Jay Heafner, DAV
- April 11 Evan Erickson, Elon
- April 18 Caleb Moore, ETSU
- April 25 Blake Church, ETSU
- May 2 Andrew Musashe, DAV
- May 9 A.J. Zickgraf, GSU
- May 16 Chris Ard, CIT
- May 23 Gary Morris, Elon

### 2005 Pitchers

- Feb 21 Chris Mason, UNCG
- Feb 28 Nick Chigges, CofC
- March 7 Patrick Adams, Elon
- March 14 Chris Mason, UNCG
- Brett Harker, CofC
- March 21 Brian Caudill, APP
- March 28 Chris Mason, UNCG
- April 4 Brian Barnes, WCU
- April 11 Lance Cole, Elon
- Jay Heafner, DAV
- April 18 Ben Hunter, FUR
- April 25 Kevin Regan, Elon
- May 2 Danny Meszaros, CofC
- May 9 Chris Mason, UNCG
- Dustin Evans, GSU
- May 16 Andy Carter, DAV
- Griff Beckham, CIT
- May 23 Nick Hollstegge, FUR

### 2006 Players

- Feb 20 Chris Swauger, CIT
- Feb. 27 Greg Dowling, GSU
- March 7 Tony Maccani, FUR
- March 13 Chris Price, Elon
- March 20 Steven Strausbaugh, WCU
- March 27 Trey McDaniel, WCU
- April 3 A.J. Davidiuk, FUR
- April 10 Graham Maiden, CofC
- April 17 A.J. Davidiuk, FUR
- April 24 Case Cassidy, FUR
- May 1 Robert Rodebaugh, Elon
- Guy Welsh, UNCG
- May 8 Robert Rodebaugh, Elon
- May 15 Jermaine Mitchell, UNCG
- May 22 Jonathan Greene, WCU

### 2006 Pitchers

- Feb 20 Lance Cole, Elon
- Feb. 27 Jay Heafner, DAV
- March 7 Nick Holstegge, FUR
- March 13 Tyler Sexton, WCU
- March 20 Danny Meszaros, CofC
- March 27 Danny Meszaros, CofC
- April 3 Steven Hensley, Elon
- April 10 Steven Hensley, Elon
- April 17 Chad Tilley, Elon
- April 24 Everett Teaford, GSU
- May 1 Patrick Currin, UNCG
- May 8 Greg Holland, WCU
- May 15 Nick Chigges, CofC
- May 22 Justin Smith, CIT

### 2007 Players

- Feb. 19 Zach Brown, CIT
- Feb. 26 Kenny Smith, WCU
- March 5 David Rubinstein, APP
- March 12 John Ingram, WCU
- March 19 Matt Webb, DAV
- March 26 Alex Garabedian, CofC
- April 2 Barrett Shaft, WCU
- April 9 Richard Jones, CIT
- April 16 Chase Austin, Elon
- April 23 Alex Garabedian, CofC
- April 30 Mike Economos, GSU
- May 7 Brandon Waring, WOF
- May 14 Kenny Smith, WCU
- May 21 Wes Hobson, APP

### 2007 Pitchers

- Feb. 19 Garrett Sherrill, APP
- Feb. 26 Ben Austin, WOF
- March 5 Justin Smith, CIT
- March 12 Jeff Beliveau, CofC
- March 19 Will Romanowicz, Elon
- March 26 Jay Jackson, FUR
- April 2 Ryan Falcon, UNCG
- Steven Hensley, Elon
- April 9 Zach Booker, Elon
- April 16 Matt Crim, CIT
- April 23 Greg Holland, WCU
- April 30 Chris Masters, WCU
- May 7 Tyler Sexton, WCU
- May 14 Nicholas Karow, FUR
- May 21 Matt Klinker, FUR

### 2008 Players

- Feb. 25 Michael Harrington, CofC
- March 3 Corey Overholtzer, UNCG
- March 10 Ricky Orton, UNCG
- March 17 Chris Shehan, GSU
- March 24 Chris Shehan, GSU
- March 31 Greg Feltes, UNCG
- April 7 Cory Harrilchak, Elon
- April 14 Joey Rodgers, FUR
- April 21 Brandon Sizemore, CofC
- April 28 Ty Wright, GSU
- May 5 Ricky Orton, UNCG
- May 12 Michael Harrington, CofC
- May 19 Jeremie Tice, CofC

### 2008 Pitchers

- Feb. 25 Asher Wojciechowski, CIT
- March 3 Jay Jackson, FUR
- Matt Reifsnider, CIT
- March 10 Jimmy Reyes, Elon
- March 17 Matt Crim, CIT
- March 24 Chip Hunt, WOF
- March 31 Chris Masters, WCU
- April 7 Nick Karow, FUR
- April 14 Wes Wrenn, CIT
- April 21 Jay Jackson, FUR
- Chris Masters, WCU
- April 28 Jesse Simpson, CofC
- May 5 Chris Masters, WCU
- May 12 Matt Andress, APP
- May 19 Spencer Hale, FUR

### 2009 Players

- Feb. 23 Joash Brodin, CofC
- March 2 Justin Hilt, Elon
- March 9 Griffin Benedict, GSU
- March 16 Richard Jones, CIT
- March 23 Stephen Notaro, WCU
- March 30 Mike Melillo, Elon
- Cole Rakar, CofC
- April 6 Chris McGuinness, CIT
- April 13 Bennett Davis, Elon
- April 20 Pat Irvine, Elon
- April 27 Dallas Tarleton, Elon
- May 4 Matt Mansilla, CofC
- May 11 Joey Bergman, CofC
- May 18 A.J. Wirnsberger, GSU

### 2009 Pitchers

- Feb. 23 Zach Garrett, CIT
- March 2 Daniel Ottone, WCU
- March 9 David Peterson, CofC
- March 16 Jesse Simpson, CofC
- March 23 Chris Masters, WCU
- March 30 Drew Mahaffey, CIT
- April 6 Jimmy Reyes, Elon
- April 13 Corey Martin, WCU
- April 20 Chris Mederos, GSU
- April 27 Mike Frongello, DAV
- May 4 Chris Masters, WCU
- May 11 David Peterson, CofC
- May 18 Matt Crim, CIT

### 2010 Players

- Feb. 22 Corey Overholtzer, UNCG
- March 1 Andrew Barna, DAV
- March 8 Will Owens, FUR
- March 15 David Schulze, SAM
- March 22 Rob Kral, CofC
- March 29 Ryan Adams, Elon
- April 5 Mike Melillo, Elon
- April 12 Tyler Kirkpatrick, WCU
- April 19 Matt Leeds, CofC
- April 26 Wes Hobson, APP
- May 3 Rob Kral, CofC
- May 10 Mac Doyle, WOF
- May 17 Kyle Blackburn, GSU
- May 24 Justin Mackert, CIT

### 2010 Pitchers

- Feb. 22 Asher Wojciechowski, CIT
- March 1 Matt Andress, APP
- March 8 Jason Sullivan, WCU
- March 15 Asher Wojciechowski, CIT
- March 22 Kevin Decker, CofC
- March 29 Andy Moye, GSU
- April 5 Nathan Hyatt, APP
- April 12 Andy Moye, GSU
- Chris Patterson, APP
- April 19 Jimmy Reyes, Elon
- April 26 Matt Talley, CIT
- May 3 Matt Murray, GSU
- May 10 Josh Martin, SAM
- May 17 Matt Talley, CIT
- May 24 Ken Ferrer, Elon

### 2011 Players

- Feb. 21 Ross Heffley, WCU
- Feb. 28 Steve Cochrane, GSU
- March 7 Neal Pritchard, Elon
- March 14 Mac Doyle, WOF
- March 21 Saxon Butler, SAM
- March 28 Mac Doyle, WOF
- April 4 Victor Roache, GSU
- April 11 Daniel Aldrich, CofC
- April 18 Victor Roache, GSU
- April 25 Stephen Notaro, WCU
- May 2 Matt Leeds, CofC
- Sebastian Gomez, Elon
- May 9 Preston Troutman, APP
- May 16 Cody Walker, UNCG
- May 23 Ross Heffley, WCU



# PLAYERS/PITCHERS OF THE WEEK



**2011 Pitchers**  
 Feb. 21 Tyler Wood, FUR  
 Feb. 28 Lawrence Pardo, APP  
 March 7 Chris Lamb, DAV  
 March 14 Chris Beck, GSU  
 March 21 Dylan Cole, FUR  
 March 28 Lex Rutledge, SAM  
 April 4 Ryan Arrowood, APP  
 April 11 Nathan Hyatt, APP  
 April 18 Ryan Arrowood, APP  
 Logan Cribb, CIT  
 April 25 Taylor Miller, APP  
 May 2 Thomas Girdwood, Elon  
 May 9 Cash Collins, WOF  
 May 16 Warren Slack, UNCG  
 May 23 Bobby Lyne, FUR

**2012 Players**  
 Feb. 20 Saxon Butler, SAM  
 Feb. 27 Thomas Troelstrup, UNCG  
 March 5 Will Owens, FUR  
 March 12 Ross Heffley, WCU  
 March 19 Will Callaway, APP  
 March 26 Brandon Murray, CofC  
 April 2 Alex Swim, Elon  
 April 9 Paul Nitto, FUR  
 April 16 Bradley Goodson, CofC  
 April 23 Tyler Tewell, APP  
 April 30 Daniel Aldrich, CofC  
 Saxon Butler, SAM  
 Phillip Ervin, SAM  
 May 7 Daniel Aldrich, CofC  
 May 21 Saxon Butler, SAM

**2012 Pitchers**  
 Feb. 20 Eric Eck, WOF  
 Feb. 27 Ryan Arrowood, APP  
 March 5 Ryan West, CofC  
 March 12 Josh Martin, SAM  
 March 19 Dylan Clark, Elon  
 March 26 Seth Grant, APP  
 April 2 Chris Beck, GSU  
 April 9 Brandon Yarusi, WOF  
 April 16 Henry Sisson, DAV  
 April 23 Cash Collins, WOF  
 April 30 Spencer Medick, Elon  
 May 7 Stephen Gary, FUR  
 May 14 Jordan Smith, WCU  
 May 21 Cash Collins, WOF

**2013 Players**  
 Feb. 18 Tommy Corbin, SAM  
 Feb. 25 Josh Hyman, WOF  
 March 4 Drew DeKerlegand, CIT  
 March 11 Tyler White, WCU  
 March 18 Bo Thompson, CIT  
 March 25 C.K. Irby, SAM  
 April 1 Cambric Moye, UNCG  
 April 8 Ryan Kinsella, Elon  
 April 15 Brandon Murray, CofC  
 April 22 Adam Martin, WCU  
 April 29 Johnathan Stokes, CIT  
 May 6 Greg Harrison, FUR  
 May 13 Noah Holmes, APP  
 May 21 Tyler Griffin, CIT

**2013 Pitchers**  
 Feb. 18 Jamie Nunn, APP  
 Feb. 25 Adam Curtis, WCU  
 March 4 C.K. Irby, SAM  
 March 11 Nate Smith, FUR  
 March 18 Kyle Webb, Elon  
 March 25 C.K. Irby, SAM  
 April 1 Sam Agnew-Wieland, APP  
 April 8 Sam Agnew-Wieland, APP  
 April 15 Brandon Yarusi, WOF  
 April 22 Jeremy Null, WCU  
 April 29 Austin Pritcher, CIT  
 May 6 Matt Pegler, CofC  
 May 13 Austin Pritcher, CIT  
 May 21 Nick Neitzel, DAV

**2014 Players**  
 Feb. 17 Heath Quinn, SAM  
 Feb. 24 Stryker Brown, GSU  
 March 3 Aaron Mizell, GSU  
 March 10 Forrest Brandt, DAV  
 March 17 Adam Martin, WCU  
 March 24 Jordan McDonald, UNCG  
 March 31 Tyler Filliben, SAM  
 April 7 Dillon Dobson, APP  
 April 14 Matt Brill, APP  
 April 21 Bradley Strong, WCU  
 April 28 Hunter King, UNCG  
 May 5 Jacob Hoyle, WCU  
 May 12 Jordan Simpson, FUR  
 May 19 Tyler Zupcic, APP

**2014 Pitchers**  
 Feb. 17 Jeremy Null, WCU  
 Feb. 24 Jake Stalzer, Elon  
 March 3 Jake Stalzer, Elon  
 March 10 Lucas Bakker, Elon  
 March 17 Lucas Bakker, Elon  
 March 24 Ryan Frederick, GSU  
 March 31 Jeremy Null, WCU  
 April 7 Josh Wirsu, GSU  
 April 14 Tyler Frazier, UNCG  
 April 21 Parker Curry, SAM  
 April 28 Danny Mooney, DAV  
 May 5 Jacques de Gruy, FUR  
 May 12 Sam Howard, GSU  
 May 19 Jeremy Null, WCU

**2015 Players**  
 Feb. 16 Trey York, ETSU  
 Feb. 23 Damon Waller, SAM  
 March 2 Trey York, ETSU  
 March 9 Zac MacAnaney, UNCG  
 March 16 Kevin Phillips, ETSU  
 March 23 Kyle Lewis, MER  
 March 30 Austin Edens, SAM  
 April 6 Conor Clancey, WOF  
 April 13 Matt Smith, WCU  
 April 20 Austin Edens, SAM  
 April 27 James Plaisted, WOF  
 May 4 Kyle Lewis, MER  
 May 11 Conor Clancey, WOF  
 May 18 Hagen Owenby, ETSU

**2015 Pitchers**  
 Feb. 16 B.J. Nobles, WCU  
 Feb. 23 Ryan Askew, MER  
 March 2 Adam Scott, WOF  
 March 9 Eric Nyquist, MER  
 March 16 Luke Leftwich, WOF  
 March 23 Eric Nyquist, MER  
 March 30 Grant Papelian, MER  
 April 6 James Reeves, CIT  
 April 13 Grant Schuermann, FUR  
 April 20 Ryan Clark, UNCG  
 April 27 Matthew Quarles, FUR  
 May 4 Chad Sykes, UNCG  
 May 11 James Reeves, CIT  
 May 18 Jimmy Nessel, ETSU

**2016 Players**  
 Feb. 22 Heath Quinn, SAM  
 Feb. 29 Heath Quinn, SAM  
 March 7 Kyle Lewis, MER  
 March 14 Peyton Maddox, VMI  
 March 21 Bryson Bowman, WCU  
 March 28 Kramer Ferrell, WCU  
 April 4 Carter Grote, FUR  
 April 11 Kramer Ferrell, WCU  
 April 18 L.J. Kalawaia, UNCG  
 April 25 Alex Lee, SAM  
 May 2 Hagen Owenby, ETSU  
 May 9 Deon Sanders, FUR  
 May 16 Andrew Bullock, WCU  
 May 22 Hunter Swilling, SAM

**2016 Pitchers**  
 Feb. 22 JP Sears, CIT  
 Feb. 29 Ryan Askew, MER  
 March 7 Josh Winder, VMI  
 March 14 Matthew Milburn, WOF  
 March 21 Tristan Baker, WCU  
 March 28 JP Sears, CIT  
 April 4 Andrew Wantz, UNCG  
 April 11 Parker Curry, SAM  
 April 18 Matt Frisbee, UNCG  
 April 25 Bryan Sammons, WCU  
 May 2 Elliot Lance, WOF  
 May 9 Will Gaddis, FUR  
 May 16 Adam Scott, WOF  
 May 22 Will Gaddis, FUR

**2017 Players**  
 Feb. 20 Chris Cook, ETSU  
 Feb. 27 Charlie Madden, MER  
 March 6 Will Malbon, VMI  
 March 13 Austin Embler, UNCG  
 March 20 JT Thomas, MER  
 March 27 Charlie Madden, MER  
 April 3 Bryson Bowman, WCU  
 April 10 Taylor Garris, SAM  
 April 17 JT Thomas, MER  
 April 24 Matt Smith, WCU  
 May 1 Carson Waln, WOF  
 May 8 Tyler Tharp, VMI  
 May 15 Ryan Hagan, MER  
 May 21 Hagen Owenby, ETSU

**2017 Pitchers**  
 Feb. 20 Matt Frisbee, UNCG  
 Feb. 27 JP Sears, CIT  
 March 6 Adam Scott, WOF  
 March 13 Bryan Sammons, WCU  
 March 20 Blake Smith, ETSU  
 March 27 JP Sears, CIT  
 April 3 Josh Winder, VMI  
 April 10 Ryan Askew, MER  
 April 17 Matthew Quarles, FUR  
 April 24 Robert Broom, MER  
 May 1 Stephen Jones, SAM  
 May 8 JP Sears, CIT  
 May 15 Will Gaddis, FUR  
 May 21 Mikhail Cazenave, SAM

**2018 Players**  
 Feb. 19 Jake Crawford, FUR  
 Feb. 26 Matt Dunlevy, VMI  
 March 5 Matt Pita, VMI  
 March 12 Cesar Trejo, UNCG  
 March 19 Trey Truitt, MER  
 March 26 Caleb Webster, UNCG  
 April 2 Jackson Ware, MER  
 April 9 Jared Mihalik, FUR  
 April 16 Matt Pita, VMI  
 April 23 Caleb Webster, UNCG  
 April 30 Tripp Shelton, UNCG  
 May 7 Brooks Carlson, SAM  
 May 14 Spencer Holcomb, WCU  
 May 20 Matt Pita, VMI

**2018 Pitchers**  
 Feb. 19 Micah Kaczor, ETSU  
 Feb. 26 Samuel Strickland, SAM  
 March 5 Samuel Strickland, SAM  
 March 12 Jack Maynard, UNCG  
 March 19 Adam Scott, WOF  
 March 26 Jordan Buster, CIT  
 April 2 Dylan Spence, CIT  
 April 9 Samuel Strickland, SAM  
 April 16 Jake Hershman, WOF  
 April 23 Adam Scott, WOF  
 April 30 Adam Scott, WOF  
 March 7 Chase Walter, WCU  
 March 14 Samuel Strickland, SAM  
 March 20 Ryan Simpler, ETSU

## REPEAT WEEKLY AWARD WINNERS

**Player**  
**5 times**  
 Phillip Hartig, CIT (1998-2000)  
**4 times**  
 Scott Henley, GSU (2000-01)  
 Donovan Minero, WCU (2001-02)  
 Lee Curtis, CofC (2002-03)  
 Caleb Moore, ETSU (2003-05)  
 Saxon Butler, SAM (2011-12)  
**3 times**  
 Johnny McCraw, APP (1989-91)  
 Grant Brittain, WCU (1990)  
 Rod Walker, ETSU (1991-92)  
 Tommy Peterman, GSU (1996)  
 Alan Beck, WCU (2001-03)  
 Mac Doyle, WOF (2010-11)  
 Daniel Aldrich, CofC (2011-12)  
 Ross Heffley, WCU (2011-12)  
 Heath Quinn, SAM (2014-16)  
 Kyle Lewis, MER (2015-16)  
 Hagen Owenby, ETSU (2015-17)  
 Matt Pita, VMI (2018)

**Pitcher**  
**6 times**  
 Chris Masters, WCU (2007-09)  
 Adam Scott, WOF (2015-18)

**5 times**  
 Tom Mastny, FUR (2001-03)  
 Chris Mason, UNCG (2003-05)  
 JP Sears, CIT (2016-17)

**4 times**  
 Brian Rogers, CIT (1996-98)  
 Brian Wiley, CIT (1998-99)  
 Taft Cable, UNCG (1999-2001)  
 Ryan Gordon, UNCG (2000-03)  
 Scooter Michael, UNCG (2001-03)  
 Jeremy Null, WCU (2013-14)  
 Samuel Strickland, SAM (2018)

**3 times**  
 Richard Shirer, CIT (1990)  
 Ken Britt, CIT (1990-92)  
 Gettys Glaze, CIT (1992)  
 Chris Maxwell, WCU (1995-96)  
 Wes Self, DAV (1999-2001)  
 George Lehr, WOF (2000-02)  
 Danny Meszaros, CofC (2005-06)  
 Steven Hensley, Elon (2006-07)  
 Jay Jackson, FUR (2007-08)  
 Matt Crim, CIT (2007-09)  
 Asher Wojciechowski, CIT (2008-10)  
 Jimmy Reyes, Elon (2008-10)  
 Ryan Arrowood, APP (2011-12)  
 Cash Collins, WOF (2011-12)  
 Ryan Askew, MER (2015-17)  
 Will Gaddis, FUR (2016-17)  
 Ryan Askew, RHP, Mercer (2014-17)

## POTW TOTALS

	Player	Pitcher	Total
CIT	36	69	105
WCU	62	43	105
GSU*	43	32	75
UNCG	27	34	61
CofC*	37	22	59
FUR	19	36	55
APP*	19	25	44
Elon*	18	23	41
DAV*	17	16	33
ETSU	27	9	36
WOF	12	24	36
SAM	19	13	32
VMI	12	6	18
MER	10	7	17
MAR*	5	6	11

\* Former member

# PLAYERS/PITCHERS OF THE MONTH

#SoConBB

PLAYER	YEAR	PITCHER
<b>Player</b> Ryan Gordon, UNCG Byron Barber, CofC David Dufour, WOF	<b>2004</b> February March April	<b>Pitcher</b> Lance Cole, Elon Jarrett Santos, UNCG Ryan Falcon, UNCG
<b>Player</b> Evan Erickson, Elon D.J. Wabick, CofC Jay Heafner, DAV Chris Campbell, CofC	<b>2005</b> February March April	<b>Pitcher</b> Charles Vartanian, WOF Brett Harker, CofC Kevin Regan, Elon
<b>Player</b> Greg Dowling, GSU Blake Murphy, WCU Robert Rodebaugh, Elon A.J. Daviduik, FUR Jermaine Mitchell, UNCG	<b>2006</b> February March April May	<b>Pitcher</b> Lance Cole, Elon Danny Meszaros, CofC Steven Hensley, Elon Chad Tilley, Elon
<b>Player</b> David Rubenstein, APP Kenny Smith, WCU Ben Lasater, CofC Brandon Waring, WOF	<b>2007</b> February March April May	<b>Pitcher</b> Garrett Sherrill, APP Steven Hensley, Elon Nick Chigges, CofC Drew Saberhagen, WCU
<b>Player</b> Shane Kirkley, WOF Chris Shehan, GSU Ty Wright, GSU Jeremie Tice, CofC	<b>2008</b> February March April May	<b>Pitcher</b> Steven Hensley, Elon Steven Hensley, Elon Jay Jackson, FUR Jesse Lewter, Elon
<b>Player</b> Joash Brodin, CofC Joey Bergman, CofC Isaac Harrow, APP A.J. Wirnsberger, GSU	<b>2009</b> February March April May	<b>Pitcher</b> Garrett Ozar, WCU Drew Mahaffey, CIT Zach Quate, APP Chris Mederos, GSU
<b>Player</b> Andrew Barna, DAV David Schulze, SAM Wes Hobson, APP Kyle Behrendt, WOF Justin Mackert, CIT	<b>2010</b> February March April May	<b>Pitcher</b> Matt Andress, APP Jake Brown, GSU Chris Patterson, APP Jimmy Reyes, Elon
<b>Player</b> Matt Leeds, CofC Eric Phillips, GSU Victor Roache, GSU Victor Roache, GSU	<b>2011</b> February March April May	<b>Pitcher</b> Austin Pritcher, CIT Lex Rutledge, SAM Ryan Arrowood, APP Jake Zokan, CofC
<b>Player</b> Saxon Butler, SAM Daniel Kassouf, APP Marty Gantt, CofC Brandon Miller, SAM	<b>2012</b> February March April May	<b>Pitcher</b> Rob Marcello, APP Seth Grant, APP Ryan Arrowood, APP Josh Martin, SAM
<b>Player</b> Tyler Griffin, CIT Gunnar Heidt, CofC Will Callaway, APP Joe Jackson, CIT	<b>2013</b> February March April May	<b>Pitcher</b> Austin Pritcher, CIT Spencer Medick, Elon Austin Pritcher, CIT Tyler Moore, APP
<b>Player</b> Stryker Brown, GSU Adam Martin, WCU Hunter King, UNCG Drew McWhorter, SAM	<b>2014</b> February March April May	<b>Pitcher</b> Jeremy Null, WCU Lucas Bakker, Elon Jordan Smith, WCU Sam Howard, GSU
<b>Player</b> Trey York, ETSU Kyle Lewis, MER Alex Lee, SAM Charlie Madden, MER	<b>2015</b> February March April May	<b>Pitcher</b> Will Stillman, WOF Ryan Clark, UNCG Morgan Pittman, MER Eric Nyquist, MER
<b>Player</b> Heath Quinn, SAM Kyle Lewis, MER Austin Edens, SAM Hagen Owenby, ETSU	<b>2016</b> February March April May	<b>Pitcher</b> Will Stillman, WOF Chad Sykes, UNCG Elliot Lance, WOF Will Gaddis, FUR

PLAYER	YEAR	PITCHER
<b>Player</b> Danny Edgeworth, MER Caleb Webster, UNCG Bryson Bowman, WCU Cameron Whitehead, FUR	<b>2017</b> February March April May	<b>Pitcher</b> Matt Frisbee, UNCG JP Sears, CIT Robert Broom, MER Will Gaddis, FUR
<b>Player</b> Cesar Trejo, UNCG Trey Truitt, MER Collin Fleischer, VMI Brooks Carlson, SAM	<b>2018</b> February March April May	<b>Pitcher</b> Andrew Wantz, UNCG Robert Broom, MER Adam Scott, WOF Wyatt Burns, SAM



UNCG's Ryan Gordon was the first SoCon player of the month in February 2004.

## PLAYER AND PITCHER OF THE MONTH TOTALS

	Player	Pitcher	Total
Appalachian State*	5	9	14
College of Charleston*	10	4	14
Elon*	2	12	14
Georgia Southern*	8	3	11
Samford	8	3	11
UNCG	4	5	9
Wofford	4	5	9
The Citadel	3	4	7
Mercer	4	3	7
Western Carolina	3	4	7
Furman	1	2	3
Davidson*	2	0	2
ETSU	2	0	2
VMI	1	0	1

\* Former member

## REPEAT MONTHLY AWARD WINNERS

- Player**
- 2 times  
Victor Roach, GSU (2011)  
Kyle Lewis, MER (2015-16)
- Pitcher**
- 4 times  
Steven Hensley, Elon (2006-08)
  - 3 times  
Austin Pritcher, CIT (2011-13)
  - 2 times  
Lance Cole, Elon (2004-06)  
Ryan Arrowood, APP (2011-12)  
Will Stillman, WOF (2015-16)  
Will Gaddis, FUR (2016-17)  
Robert Broom, MER (2017-18)



Elon's Steven Hensley was honored a record four times as pitcher of the month.



# ALL-CONFERENCE TEAMS



## COACHES' SELECTIONS UNLESS OTHERWISE NOTED

- 1960**  
 P Dick Almes, CIT  
 P Charlie Revere, UR  
 C Chuck Boone, UR  
 1B Dick Jones, CIT  
 2B Paul Popovich, WVU  
 SS Alan Cole, UR  
 3B Howard Mikytuck, CIT  
 OF Tom Clary, CIT  
 OF Joe Gedro, VMI  
 OF Dickie Snead, VT

- 1961**  
 P Lee Melear, VT  
 P Tom Shafer, WVU  
 C Tony Carmighani, FUR  
 1B Dick Jones, CIT  
 2B Eddie Hite, VT  
 SS Weldon Eddins, VMI  
 3B Phil Chewning, FUR  
 OF Jerry Buchanan, CIT  
 OF Larry Abbott, FUR  
 OF Tom Booker, UR

- 1962**  
 P Frank Griffith, UR  
 P Tom Shafer, WVU  
 C Gil Minor, VMI  
 1B Mel Rideout, UR  
 2B Joe Hatalla, WVU  
 SS Tom Stepp, WVU  
 3B Bill Whaley, CIT  
 OF Bill Pashe, GWU  
 OF Bobby Stewart, UR  
 OF Jim Procopio, WVU

- 1963**  
 P Lee Melear, VT  
 P Joe Jeran, WVU  
 C Jim Procopio, WVU  
 1B Steve Berzansky, WVU  
 2B Joe Hatalla, WVU  
 SS Donnie White, VMI  
 3B Al McNamee, UR  
 OF Bobby Stewart, UR  
 OF Dave Blake, VT  
 OF Tom Green, VT

- 1964**  
 P Percy Sensabaugh, VMI  
 P John Radosevich, WVU  
 C Don Douglas, UR  
 1B Steve Berzansky, WVU  
 2B Charles Jennings, FUR  
 SS Donnie White, VMI  
 3B Ingram Haley, FUR  
 OF Rick Smyre, DAV  
 OF Mike Holloran, GWU  
 OF Bill Marovic, WVU

- 1965**  
 P Percy Sensabaugh, VMI  
 P John Radosevich, WVU  
 C Ron Renner, WVU  
 1B Phil King, FUR  
 2B Richie Sharff, UR  
 SS Jim Hyder, DAV  
 3B Pete Britton, UR  
 OF Tom Porter, CIT  
 OF Mike Holloran, GWU  
 OF Don Hetzel, WVU

- 1966**  
 P Jim Raynor, ECU  
 P Vaughn Kovach, WVU  
 C Richard Narron, ECU  
 1B Jim Clay, WVU  
 2B Richie Sharff, UR  
 SS Frank Jenness, UR  
 3B Tim Hill, GWU  
 OF Wayne Britton, ECU  
 OF Ed Thorne, ECU  
 OF Mike Holloran, GWU

- 1967**  
 P Dennis Burke, ECU  
 P Dick Balderson, UR  
 P Jerry Meadows, WVU  
 C Richard Narron, ECU  
 1B Tom Green, UR  
 2B Lynn Smith, ECU  
 SS Joe Lalli, GWU  
 3B Bob Beaham, WVU  
 OF Jim Snyder, ECU  
 OF Tom Parke, WVU  
 OF Chuck Albertson, W&M

- 1968**  
 P Hank Bunnell, GWU  
 P Denny Taylor, WVU  
 C Eric Spink, GWU  
 1B Jerry Blackwell, CIT  
 2B Choppy Morris, CIT  
 SS Mike Ross, CIT  
 3B Steve Kennedy, UR  
 OF Gordon Slade, DAV  
 OF Jimmy Snyder, ECU  
 OF John Medlin, W&M

- 1969**  
 P Tom Harrison, FUR  
 P Hank Bunnell, GWU  
 C Buster Holland, CIT  
 1B John Campbell, FUR  
 2B J.C. Hanks, VMI  
 3B Tim White, VMI  
 SS Mike Ross, CIT  
 3B Marvin Haley, FUR  
 OF Gordon Slade, DAV  
 OF Carey Anderson, ECU  
 OF Rich Richardson, W&M

- 1970**  
 P Ron Hastings, ECU  
 P Hank Bunnell, GWU  
 C Stan Sneed, ECU  
 1B Tom Bondurant, UR  
 2B Dennis Vick, ECU  
 SS Bob Dennis, GWU  
 3B Jerry Wise, CIT  
 OF John Bledsoe, CIT  
 OF Gordon Slade, DAV  
 OF Bubba Hooker, W&M

- 1971**  
 P Doug Pounder, CIT  
 P John Katona, FUR  
 C Harold Wilkerson, DAV  
 Stan Sneed, ECU  
 1B Tom Bondurant, UR  
 2B Dick Corrada, ECU  
 SS Reggie Dunnavant, UR  
 3B Jerry Wise, CIT  
 OF Mike Aldridge, ECU  
 OF Neil Eichelberger, FUR  
 OF Bruce Wright, UR

- 1972**  
 P Ray Yeoman, CIT  
 P John Katona, FUR  
 C Paul Plunkett, CIT  
 1B Ron Sanders, CIT  
 2B Marshall Owen, UR  
 SS Reggie Dunnavant, UR  
 3B Ralph Lamm, ECU  
 OF George Weicker, DAV  
 OF Les Keenan, UR  
 OF Jeff Steckroth, W&M

- 1973**  
 P Tommy Toms, ECU  
 P Roger Hatcher, UR  
 C Bill Harris, W&M  
 1B Steve Anspaugh, APP  
 2B Marshall Owen, UR  
 SS Mike Ramsey, APP  
 3B Frank Dziadul, APP  
 OF Robbie Williams, APP  
 OF Steve Arrington, CIT  
 OF Mike Hogan, ECU

- 1974**  
 P Dave LaRussa, ECU  
 P Todd Brenizer, FUR  
 C Mark Rodgman, DAV  
 1B Ron Staggs, ECU  
 2B Ken Feaster, CIT  
 SS Mike Ramsey, APP  
 3B Steve Becker, W&M  
 OF Steve Anspaugh, APP  
 OF Mike Hogan, ECU  
 OF Charlie Talley, UR

- 1975**  
 P Hank Welch, CIT  
 P Jeff Boteler, UR  
 P Joel Tew, DAV  
 C Mark Hodgman, DAV  
 1B George Weicker, DAV  
 2B Bob Mitchell, UR  
 SS Mike Ramsey, APP  
 3B Steve Becker, W&M  
 OF Gene Dotson, CIT  
 OF Paul Martin, CIT  
 OF Randy Howell, FUR  
 DH Billy Wieters, CIT

- 1976**  
 P Chris Mensing, FUR  
 P Renie Martin, UR  
 C John Nichols, FUR  
 1B Richard Wieters, CIT  
 2B Steve Bryant, ECU  
 SS Kevin Harvey, UR  
 3B Randy Ingram, APP  
 OF Paul Martin, CIT  
 OF Joe Roenker, ECU  
 OF Randy Howell, FUR  
 DH Russell Lee, FUR

- 1977**  
 P Richard Wieters, CIT  
 P Mickey Britt, ECU  
 P Pete Conaty, ECU  
 C Bob Lapple, DAV  
 John Rulli, MAR  
 Kelly Lombard, VMI  
 1B Sonny Wooten, ECU  
 2B Chris Plemmons, APP  
 SS Wayne Tolleson, WCU  
 3B Randy Ingram, APP  
 OF Eddie Gates, ECU  
 OF Randy Howell, FUR  
 OF Everette Smith, FUR  
 OF Dave McElhaney, W&M  
 DH Keith Ebersole, WCU

- 1978**  
 P Mike Pendleton, CIT  
 P Martin Rivera, CIT  
 C Bob Lapple, DAV  
 1B Ronnie Brower, APP  
 2B Chris Plemmons, APP  
 SS Wayne Tolleson, WCU  
 3B Randy Ingram, APP  
 OF Joey Moffitt, APP  
 OF Randy Rosiek, MAR  
 OF John Baker, UTC  
 DH Keith Ebersole, WCU

- 1979**  
 P Frank Galloway, CIT  
 P Mike Pendleton, CIT  
 C Bob Lapple, DAV  
 1B Harry Severino, MAR  
 2B Bob Roma, FUR  
 SS Randy Ingle, APP  
 3B Gary Robinette, ETSU  
 OF John Porter, DAV  
 OF Jeff Coppinger, UTC  
 OF Willie Carpenter, WCU  
 DH John Baker, UTC

- 1980**  
 P Mike Pendleton, CIT  
 P Jeff Andrews, ETSU  
 C Mel Williamson, CIT  
 Tom Alesio, FUR  
 Phil Hubbard, VMI  
 1B Don Ingle, WCU  
 2B Ken Sholl, UTC  
 SS Dave Cardwell, ETSU  
 3B Gary Robinette, ETSU  
 OF John Porter, DAV  
 OF Joey Moffitt, APP  
 OF Bryan Snyder, ETSU  
 OF Willie Carpenter, WCU  
 DH Greg Hill, MAR

- 1981**  
 P Jeff Barkley, CIT  
 P Mike Sullivan, MAR  
 C Philip Gordon, DAV  
 Greg Hill, MAR  
 1B John Barlowe, APP  
 2B Tom Sams, APP  
 SS Mike Knox, CIT  
 3B Chris Hust, ETSU  
 OF Tony Martin, ETSU  
 OF Bryan Snyder, ETSU  
 OF Mel Kinsey, WCU  
 DH Robbie Peele, APP

- 1982**  
 P Kirk Bailey, APP  
 P Jeff Barkley, CIT  
 C Phil Hubbard, VMI  
 2B B.J. Hinson, ETSU  
 SS Mike Knox, CIT  
 3B Todd Sager, MAR  
 OF Wayne Dannenberg, ETSU  
 OF Marcus Velazquez, ETSU  
 OF Terry Smith, FUR  
 DH Pete Camelo, APP

- 1983**  
 P Mike Cherry, CIT  
 P Bryan Augsburger, VMI  
 C Greg Johnson, WCU  
 1B Charlie Fonville, WCU  
 2B Mike Nipper, ETSU  
 SS Greg Hill, MAR  
 3B Todd Sager, MAR  
 OF Robbie Peele, APP  
 OF Tony Martin, ETSU  
 OF David Hill, WCU  
 DH Alan Hurt, CIT

- 1984**  
 P Pete Hardee, APP  
 P Scott Gay, WCU  
 C Rock Hurst, FUR  
 1B Charlie Fonville, WCU  
 2B Jamie Harris, APP  
 SS Tim Jones, CIT  
 3B Todd Sager, MAR  
 OF Tony Welborn, APP  
 OF Lee Glaze, CIT  
 OF Fred Hailey, WCU  
 DH Kent Alexander, APP

SOCONSPO RTS.COM

# ALL-CONFERENCE TEAMS

## 1985

### North Division

- P Rich Bosley, APP
- P J.D. McKinney, MAR
- C Brad Long, APP
- 1B Greg Weddle, VMI
- 2B Marc Hodges, APP
- SS Chris Finwood, VMI
- 3B Lawrence Sluder, APP
- OF Tony Welborn, APP
- OF Chip Cook, MAR
- OF Terry Thompson, MAR
- DH Lee James, APP

### South Division

- P Mike Monte, CIT
- P Scott Gay, WCU
- C Rock Hurst, FUR
- 1B David Hyatt, WCU
- 2B Keith Helfant, DAV
- SS Tim Jones, CIT
- 3B David Turgeon, DAV
- OF Bill Masse, DAV
- OF Mike Carson, WCU
- OF Fred Hailey, WCU
- DH Skip Nelloms, WCU

## 1986

### North Division

- P Kevin Simmons, APP
- P Len Stratton, APP
- C Brad Long, APP
- 1B Greg Weddle, VMI
- 2B Gary Sibyan, VMI
- SS Scott Church, ETSU
- 3B Jeff Barr, ETSU
- OF Andre Crawford, APP
- OF Ed Dubiel, APP
- OF Billy Patton, ETSU
- DH Mike Rambo, ETSU

### South Division

- P Mike Monte, CIT
- P Steve Condon, DAV
- C Dan Simonds, DAV
- 1B Rick Hardwick, CIT
- 2B Keith Helfant, DAV
- SS Alan Lewis, DAV
- 3B David Turgeon, DAV
- OF Lee Glaze, CIT
- OF Mike Carson, WCU
- OF Fred Hailey, WCU
- DH Pat Riley, WCU

## 1987

### North Division

- P Len Stratton, APP
- P Mike Prince, ETSU
- C Brad Long, APP
- 1B Tommy Green, APP
- 2B Gary Sibyan, VMI
- SS Chris Finwood, VMI
- 3B Lawrence Sluder, APP
- OF Ed Dubiel, APP
- OF Will Edwards, ETSU
- OF Rob Morrison, MAR
- DH Ben Walker, VMI

### South Division

- P Steve Condon, DAV
- P Stewart Keyes, WCU
- C Dan Simonds, DAV
- 1B Bob Thomas, FUR
- 2B Billy Swails, CIT
- SS Alan Lewis, DAV
- 3B David Turgeon, DAV
- OF Bill Masse, DAV
- OF Fred Hailey, WCU
- OF Skip Nelloms, WCU
- DH Clint Fairey, WCU

## 1988

### North Division

- P Stacey Schneider, APP
- P Rick Tuttle, APP
- C Andy Beasley, VMI
- 1B Tommy Green, APP
- 2B Gary Sibyan, VMI
- SS Chris Finwood, VMI
- 3B Jeff Morgan, ETSU
- OF Keith Nail, APP
- OF Will Edwards, ETSU
- OF Steve Meredith, ETSU
- DH Darron Healey, APP

### South Division

- P Greg Wilcox, DAV
- P Paul Menhart, WCU
- C Kevin Vickery, CIT
- 1B Clint Fairey, WCU
- 2B Billy Swails, CIT
- SS Danny Greene, FUR
- 3B Tom Malchesky, WCU
- OF Roy Vilardi, DAV
- OF Keith LeClair, WCU
- OF Skip Nelloms, WCU
- DH Billy Baker, CIT

## 1989

- P Pete Palmer, APP
- P Matt Gore, CIT
- C Brent Williams, FUR
- 1B Clint Fairey, WCU
- 2B Billy Swails, CIT
- SS Steve Hollins, APP
- 3B Gary Chandler, APP
- OF Garrett Hinshaw, APP
- OF Scott Waugh, APP
- OF Jason Nixon, MAR
- OF John Parrott, VMI
- DH Gettys Glaze, CIT
- Mark Poarch, WCU

## 1990

- P Ken Britt, CIT
- P Mike Montgomery, ETSU
- C Andy Beasley, VMI
- 1B Marshall Simpson, VMI
- 2B Grant Brittain, WCU
- SS Dave Piepenbrink, MAR
- 3B Matt Raleigh, WCU
- OF Scott Waugh, APP
- OF Anthony Jenkins, CIT
- OF Jimbo Thornton, ETSU
- DH Billy Baker, CIT

## 1991

- P Will Ertel, FUR
- Phillip Grundy, WCU
- C Brent Williams, FUR
- Todd Raleigh, WCU
- 1B Rodney Tesh, WCU
- 2B Dan McDonnell, CIT
- SS Phillip Tobin, CIT
- 3B Matt Raleigh, WCU
- OF Scott Waugh, APP
- OF Craig McLaughlin, FUR
- OF Kevin Bellomo, WCU
- DH Gettys Glaze, CIT

## 1992

- P Gettys Glaze, CIT
- P Dallas Rinehart, ETSU
- C Randy DeBruhl, APP
- 1B Rod Walker, ETSU
- 2B Doug Eder, GSU
- SS Matt Raleigh, WCU
- 3B Kevin Hallman, GSU
- OF Vic Correll, CIT
- OF Todd Greene, GSU
- OF Joey Cox, WCU
- DH Willando Ficklin, GSU

## 1993

- P Paul Thornton, GSU
- P Jason Beverlin, WCU
- C Brett Boretti, DAV
- 1B Chris Lemonis, CIT
- 2B Rodney Hennon, WCU
- SS Rick Bender, DAV
- 3B Kevin Hallman, GSU
- OF Todd Greene, GSU
- OF Dallas Monday, ETSU
- OF Scott Lyman, WCU
- DH Phillip Grundy, WCU

## 1994

- P William Rushing, GSU
- P Jason Beverlin, WCU
- C Brett Boretti, DAV
- 1B Clay Hall, DAV
- 2B Matt Wilson, GSU
- SS Wade Evans, ETSU
- 3B Kevin Hallman, GSU
- OF Will Shellman, APP
- OF Jazz Freitas, DAV
- OF Mike Tidick, WCU
- DH David Young, APP

## 1995

- P Britt Reames, CIT
- P William Rushing, GSU
- C Steve Wilson, GSU
- 1B Alex Tolbert, WCU
- 2B Adam Cross, ETSU
- SS David Groseclose, VMI
- 3B Eric Whitson, WCU
- OF Garrick Haltiwanger, CIT
- OF Ryan Glynn, VMI
- OF Jody Henson, WCU
- DH Shane Owenby, APP

## 1996

- P Julio Ayala, GSU
- P Tod Lee, GSU
- C Scott Garrett, APP
- 1B Tommy Peterman, GSU
- 2B Chris Rodriguez, APP
- SS Bradley James, ETSU
- 3B Bo Betchman, CIT
- OF Garrick Haltiwanger, CIT
- OF Mark Hamlin, GSU
- OF Antoine Moran, GSU
- DH Scott Musgrave, APP

## 1997

- P Brian Rogers, CIT
- P Tod Lee, GSU
- C Michael Holder, GSU
- 1B Alex Tolbert, WCU
- 2B Bo Betchman, CIT
- SS Terrance Smalls, CIT
- 3B A.J. Polichnowski, ETSU
- OF Kenny Osborne, APP
- OF Jerry Simmons, CIT
- OF Martin Barrow, WCU
- DH Britt Phelps, ETSU

## 1998

- First Team*
- P Mark DiFelice, WCU
- P Lee Long, WOF
- RP Tom Martin, CIT
- C Stephen Crater, APP
- 1B Philip Hartig, CIT
- 2B Dominic Pattie, UNCG
- SS Chris Moore, WCU
- 3B Mike Berrier, APP
- OF Linwood Davis, UNCG
- OF Kenny Vawter, UNCG
- OF Martin Barrow, WCU
- DH Mike DeSimone, DAV

## Second Team

- P Brian Rogers, CIT
- P Corey McDonald, UNCG
- RP Jason Parson, UNCG
- C Frankie Ward, WCU
- 1B Jim Morrill, FUR
- 2B Jody Pollock, GSU
- SS Terrence Smalls, CIT
- 3B Aaron Haigler, CIT
- OF Jerry Simmons, CIT
- OF Rusty Swackhamer, ETSU
- OF Jeremy Purcell, UNCG
- DH Brandon Eierman, ETSU

## 1999

- First Team*
- P Lucas Hocker, CofC
- P Brian Wiley, CIT
- RP Jay Morgan, CIT
- C Ronny Marmol, CofC
- 1B Philip Hartig, CIT
- 2B Billy Colome, CofC
- SS Chris Moore, WCU
- 3B Eric Walker, VMI
- OF Brandon Eierman, ETSU
- OF Eric Johnson, WCU
- OF Charles Thomas, WCU
- DH Scott Thompkins, VMI

## Second Team

- P Rodney Hancock, CIT
- P Matt Baber, ETSU
- RP Brett Davey, CofC
- C Ed Sparks, ETSU
- 1B Steve Harris, WCU
- 2B Jody Pollock, GSU
- SS Travis Blevins, ETSU
- 3B Joey Foxhall, CofC
- OF Travis Howell, CofC
- OF Chris Morris, CIT
- OF Rusty Swackhamer, ETSU
- DH Tommy John, FUR

## 2000

- First Team*
- P David Ray, GSU
- P Ryan Gordon, UNCG
- RP Ian Ostlund, VMI
- C Ed Sparks, ETSU
- 1B Philip Hartig, CIT
- 2B Matt Easterday, GSU
- SS Wes Timmons, APP
- 3B Carlos Love, GSU
- Eric Walker, VMI
- OF Chris Morris, CIT
- OF Tim Friend, DAV
- OF Jeremy Purcell, UNCG
- DH Dallas McPherson, CIT

## Second Team

- P Ron Colvard, CIT
- P Matt Baber, ETSU
- RP Taft Cable, UNCG
- C Mike Goldman, VMI
- 1B Chris Behne, APP
- 2B Tavy Smalls, CIT
- Shane Schumaker, UNCG
- SS Ben Brown, DAV
- 3B Cassidy Lundin, DAV
- OF John Durik, GSU
- OF Jeff Smith, UNCG
- OF Charles Thomas, WCU
- DH Steve Johnson, VMI



# ALL-CONFERENCE TEAMS



## 2001

### First Team

P Eric Talbert, CIT  
 P Brett Lewis, GSU  
 RP Randy Corn, CIT  
 C Matt Lauderdale, CofC  
 James Marino, DAV  
 1B Philip Hartig, CIT  
 2B Shane Schumaker, UNCG  
 SS Wes Timmons, APP  
 3B Dallas McPherson, CIT  
 OF Nathan Copeland, ETSU  
 OF Alan Beck, WCU  
 OF Donovan Minero, WCU  
 DH Scott Henley, GSU

### Second Team

P Toby David, FUR  
 P Taft Cable, UNCG  
 RP Andy Hutchings, CofC  
 C Justin Maderer, FUR  
 1B Andy Baxter, ETSU  
 2B Adam Etherington, FUR  
 SS Jemel Spearman, GSU  
 3B Derek Norman, FUR  
 OF Tim Frend, DAV  
 OF Matt Herring, GSU  
 OF Darryl Stephens, GSU  
 OF Chris Walker, GSU  
 DH Billy Ryan, DAV

## 2002 Coaches

### First Team

P Ryan Johnson, CofC  
 P Scooter Michael, UNCG  
 RP Randy Corn, CIT  
 C Matt Lauderdale, CofC  
 1B Todd Buchanan, WCU  
 2B Jason Sarvis, UNCG  
 SS Ryan Schade, WCU  
 3B Lee Curtis, CofC  
 OF Brett Spivey, CofC  
 OF Matt Herring, GSU  
 OF Donovan Minero, WCU  
 DH Ryan Gordon, UNCG

### Second Team

P Matt Hamer, CIT  
 P Reid Casey, ETSU  
 RP George Lehr, WOF  
 C Brendan Gilligan, GSU  
 1B Dominic Frankey, FUR  
 2B Chad Hall, GSU  
 SS Jemel Spearman, GSU  
 3B Matt Lein, WOF  
 OF Tim Frend, DAV  
 OF Chris Walker, GSU  
 OF Alan Beck, WCU  
 DH Chris Davis, WCU

## 2002 Media

### First Team

P Ryan Johnson, CofC  
 P Scooter Michael, UNCG  
 RP Randy Corn, CIT  
 C Matt Lauderdale, CofC  
 1B Todd Buchanan, WCU  
 2B Jason Sarvis, UNCG  
 SS Ryan Schade, WCU  
 3B Lee Curtis, CofC  
 OF Brett Spivey, CofC  
 OF Matt Herring, GSU  
 OF Donovan Minero, WCU  
 DH Ryan Gordon, UNCG

## 2003 Coaches

### First Team

P T.A. Fulmer, CIT  
 P Jeff Stovall, FUR  
 RP George Lehr, WOF  
 C Brendan Gilligan, GSU  
 1B Chip Cannon, CIT  
 2B Chad Hall, GSU  
 SS Tony Carbone, WOF  
 3B Matt Lein, WOF  
 OF Tim Frend, DAV  
 OF Alan Beck, WCU  
 OF Strat Lavrou, WOF  
 DH Chris Davis, WCU

### Second Team

P Tom Mastny, FUR  
 P Jarrett Santos, UNCG  
 RP David Mitchell, FUR  
 C Matt Lauderdale, CofC  
 1B Chip Cannon, CIT  
 2B Lee Curtis, CofC  
 SS Andy Howdeshell, ETSU  
 3B Chris Ard, CIT  
 OF Brendan Gilligan, GSU  
 OF Alan Beck, WCU  
 OF Rod Goldston, WCU  
 DH Ryan Gordon, UNCG

### 2003 Media

### First Team

P Dennis Dove, GSU  
 P Derrick Hawk, WCU  
 RP Matt Hamer, CIT  
 C Derek Norman, FUR  
 1B Todd Buchanan, WCU  
 2B Jason Sarvis, UNCG  
 SS Wayne Kilmer, WCU  
 3B Carlos Love, GSU  
 OF Brett Spivey, CofC  
 OF Brook Dantzler, CIT  
 OF Sam Navarro, DAV  
 DH Grant Burruss, GSU

### Second Team

P Tom Mastny, FUR  
 P Derrick Hawk, WCU  
 RP David Mitchell, FUR  
 C Matt Lauderdale, CofC  
 1B Chip Cannon, CIT  
 2B Lee Curtis, CofC  
 SS Andy Howdeshell, ETSU  
 3B Chris Ard, CIT  
 OF Brett Spivey, CofC  
 OF Alan Beck, WCU  
 OF Rod Goldston, WCU  
 DH Ryan Gordon, UNCG

### 2003 Media

### First Team

P Jarrett Santos, UNCG  
 P Ryan Basner, WCU  
 RP Matt Hamer, CIT  
 C Derek Norman, FUR  
 1B Todd Buchanan, WCU  
 2B Jason Sarvis, UNCG  
 SS Wayne Kilmer, WCU  
 3B Carlos Love, GSU  
 OF Brook Dantzler, CIT  
 OF Brendan Gilligan, GSU  
 OF Brian Casey, WOF  
 DH Grant Burruss, GSU

### Second Team

P Jarrett Santos, UNCG  
 P Ryan Basner, WCU  
 RP Matt Hamer, CIT  
 C Derek Norman, FUR  
 1B Todd Buchanan, WCU  
 2B Jason Sarvis, UNCG  
 SS Wayne Kilmer, WCU  
 3B Carlos Love, GSU  
 OF Brook Dantzler, CIT  
 OF Brendan Gilligan, GSU  
 OF Brian Casey, WOF  
 DH Grant Burruss, GSU

## 2004 Coaches

### First Team

P Ryan Johnson, CofC  
 P Jonathan Ellis, CIT  
 RP Brett Harker, CofC  
 C Caleb Moore, ETSU  
 1B Chip Cannon, CIT  
 2B Gary Morris, Elon  
 SS Andy Howdeshell, ETSU  
 3B Jess Easterling, CofC  
 OF Byron Barber, CofC  
 OF Brett Gardner, CofC  
 OF Brandon Long, GSU  
 DH Grant Burruss, GSU

### Second Team

P Brian Akin, DAV  
 P John Carroll, GSU  
 RP Jarrett Santos, UNCG  
 C Drew Davis, Elon  
 1B Brett Anderson, CofC  
 2B Greg Dowling, GSU  
 3B Chris Campbell, CofC  
 SS Tony Carbone, WOF  
 3B Danny Valencia, UNCG  
 OF Phillip Coker, CofC  
 OF Grant Rembert, Elon  
 OF Ryan Gordon, UNCG  
 DH David Dufour, WOF

## 2004 Media

### First Team

P Ryan Johnson, CofC  
 P Jonathan Ellis, CIT  
 RP Brett Harker, CofC  
 C Caleb Moore, ETSU  
 1B Chip Cannon, CIT  
 2B Gary Morris, Elon  
 SS Andy Howdeshell, ETSU  
 3B Jess Easterling, CofC  
 OF Byron Barber, CofC  
 OF Brett Gardner, CofC  
 OF Brandon Long, GSU  
 DH Grant Burruss, GSU

### Second Team

P Reid Price, CofC  
 P Brian Akin, DAV  
 RP Jay Heafner, DAV  
 C Matt Kirkpatrick, CofC  
 Alex Entrekina, DAV  
 1B Brett Anderson, CofC  
 2B Chris Campbell, CofC  
 SS Eli Benefield, DAV  
 3B Danny Valencia, UNCG  
 OF Josh Stackley, CIT  
 OF Grant Rembert, Elon  
 OF James Payne, GSU  
 DH Chris Price, Elon

## 2005 Coaches

### First Team

P Chris Mason, UNCG  
 P Everett Teaford, GSU  
 RP Brett Harker, CofC  
 C Caleb Moore, ETSU  
 1B D.J. Wabick, CofC  
 2B Chris Campbell, CofC  
 SS Chuck Hargis, ETSU  
 3B Jay Heafner, DAV  
 OF Phillip Coker, CofC  
 OF Jason Hurst, GSU  
 OF James Payne, GSU  
 OF Phillip Coker, CofC  
 DH Blake Church, ETSU  
 Brett Anderson, CofC

## 2005 Media

### First Team

P Danny Gemma, CofC  
 P Jeremy Hall, ETSU  
 RP Caleb Moore, ETSU  
 C Alex Entrekina, DAV  
 1B Evan Erickson, Elon  
 2B Nick Crowe, ETSU  
 SS A.J. Davidiuk, FUR  
 3B Logan Phillips, GSU  
 OF Steven Strausbaugh, WCU  
 OF Chris Price, Elon  
 OF Shane Byrne, ETSU  
 DH Taylor Shoop, DAV

### Second Team

P Danny Gemma, CofC  
 P Chris Mason, UNCG  
 RP Brett Harker, CofC  
 C Caleb Moore, ETSU  
 1B D.J. Wabick, CofC  
 2B Chris Campbell, CofC  
 SS Chuck Hargis, ETSU  
 3B Jay Heafner, DAV  
 OF Brett Gardner, CofC  
 OF Jason Hurst, GSU  
 OF Shane Byrne, ETSU  
 DH Brett Anderson, CofC

### 2005 Media

### First Team

P Reid Price, CofC  
 P Everett Teaford, GSU  
 RP Caleb Moore, ETSU  
 C Alex Entrekina, DAV  
 1B Evan Erickson, Elon  
 2B Nick Crowe, ETSU  
 SS Brad Peisel, APP  
 3B Logan Phillips, GSU  
 OF Chris Price, Elon  
 OF Phillip Coker, CofC  
 OF James Payne, GSU  
 DH Blake Church, ETSU

### Second Team

P Reid Price, CofC  
 P Everett Teaford, GSU  
 RP Josh McLaughlin, CofC  
 C Tony Maccani, FUR  
 1B Greg Dowling, GSU  
 2B Ronnie Shore, DAV  
 SS A.J. Davidiuk, FUR  
 3B Jonathan Greene, WCU  
 OF Chris Swauger, CIT  
 OF Chris Price, Elon  
 OF Jermaine Mitchell, UNCG  
 OF Steven Strausbaugh, WCU  
 DH Robert Rodebaugh, Elon

### 2006 Coaches

### First Team

P Nick Chiggas, CofC  
 P Everett Teaford, GSU  
 RP Josh McLaughlin, CofC  
 C Tony Maccani, FUR  
 1B Greg Dowling, GSU  
 2B Ronnie Shore, DAV  
 SS A.J. Davidiuk, FUR  
 3B Jonathan Greene, WCU  
 OF Chris Swauger, CIT  
 OF Chris Price, Elon  
 OF Jermaine Mitchell, UNCG  
 OF Steven Strausbaugh, WCU  
 DH Robert Rodebaugh, Elon

### Second Team

P Danny Meszaros, CofC  
 P Matt Chastain, Elon  
 RP Patrick Currin, UNCG  
 C Blake Murphy, WCU  
 1B Case Cassidy, FUR  
 2B Chris Campbell, CofC  
 SS Jay Heafner, DAV  
 3B Jess Easterling, CofC  
 OF Philip Coker, CofC  
 OF Gregory Zage, DAV  
 OF Grant Rembert, Elon  
 DH Sonny Meade, CIT

## 2006 Media

### First Team

P Nick Chiggas, CofC  
 P Everett Teaford, GSU  
 RP Josh McLaughlin, CofC  
 C Tony Maccani, FUR  
 1B Greg Dowling, GSU  
 2B Ronnie Shore, DAV  
 SS A.J. Davidiuk, FUR  
 3B Jess Easterling, CofC  
 OF Chris Price, Elon  
 OF Jermaine Mitchell, UNCG  
 OF Steven Strausbaugh, WCU  
 DH Robert Rodebaugh, Elon

### Second Team

P Danny Meszaros, CofC  
 P Matt Chastain, Elon  
 RP Chad Tilley, Elon  
 C Blake Murphy, WCU  
 1B Case Cassidy, FUR  
 2B Chris Campbell, CofC  
 SS Jay Heafner, DAV  
 3B Jonathan Greene, WCU  
 OF Chris Swauger, CIT  
 OF Philip Coker, CofC  
 OF Grant Rembert, Elon  
 DH Rob Wilson, DAV

## 2007 Coaches

### First Team

P Nick Chiggas, CofC  
 P Drew Saberhagen, WCU  
 RP Greg Holland, WCU  
 C Blake Murphy, WCU  
 1B Zach Brown, CIT  
 2B Kenny Smith, WCU  
 SS Oliver Marmol, CofC  
 3B Brandon Waring, WOF  
 OF David Rubinstein, APP  
 OF Michael Harrington, CofC  
 OF Barrett Shaft, DAV  
 DH Rob Wilson, DAV

## Second Team

SP Steven Hensley, Elon  
 SP Ryan Falcon, UNCG  
 RP A.J. Battisto, GSU  
 C Alex Garabedian, CofC  
 1B Graham Maiden, CofC  
 2B Chris Campbell, CofC  
 3B Ben Lasater, CofC  
 SS Jason Althenhof, APP  
 OF Sonny Meade, CIT  
 OF Chris Swauger, CIT  
 OF Steven Strausbaugh, WCU  
 DH Richard Jones, CIT

## 2007 Media

### First Team

SP Nick Chiggas, CofC  
 SP Drew Saberhagen, WCU  
 RP Greg Holland, WCU  
 C Blake Murphy, WCU  
 1B Zach Brown, CIT  
 2B Kenny Smith, WCU  
 SS Oliver Marmol, CofC  
 3B Brandon Waring, WOF  
 OF David Rubinstein, APP  
 OF Michael Harrington, CofC  
 OF Jonathan Greene, WCU  
 DH Richard Jones, CIT

## Second Team

SP Steven Hensley, Elon  
 SP Ryan Falcon, UNCG  
 RP Matt Webb, DAV  
 C Alex Garabedian, CofC  
 1B John Ingram, WCU  
 2B Chris Campbell, CofC  
 SS Mike Gilmartin, WOF  
 3B Ben Lasater, CofC  
 OF Patrick Irvine, Elon  
 OF Mike Economos, GSU  
 OF Steven Strausbaugh, WCU  
 DH Rob Wilson, DAV

## 2008 Coaches

### First Team

P Steven Hensley, Elon  
 P Jay Jackson, FUR  
 RP Thomas Girdwood, Elon  
 C Blake Murphy, WCU  
 1B Michael Harrington, CofC  
 2B Brandon Sizemore, CofC  
 SS Jason Althenhof, APP  
 3B Jeremie Tice, CofC  
 OF Chris Swauger, CIT  
 OF Cory Harrilchak, Elon  
 OF Chris Shehan, GSU  
 DH Ty Wright, GSU

### Second Team

P Matt Andress, APP  
 P Greg Martin, UNCG  
 RP Nick Karow, FUR  
 C Griffin Benedict, GSU  
 1B Ricky Orton, UNCG  
 2B Nick Liles, WCU  
 SS Michael Gilmartin, WOF  
 3B AJ Wirmsberger, GSU  
 OF David Rubinstein, APP  
 OF Sonny Meade, CIT  
 OF David Richardson, GSU  
 OF Gabe Marchant, CofC  
 DH Reese Wade, FUR

## 2008 Media

### First Team

SP Steven Hensley, Elon  
 SP Jay Jackson, FUR  
 RP Tom Girdwood, Elon  
 C Blake Murphy, WCU  
 1B Michael Harrington, CofC  
 2B Brandon Sizemore, CofC  
 SS Jason Althenhof, APP  
 3B Jeremie Tice, CofC  
 OF Sonny Meade, CIT  
 OF Cory Harrilchak, Elon  
 OF Chris Shehan, GSU  
 DH Ty Wright, GSU

### Second Team

SP Drew Murray, GSU  
 SP Mike Tavernier, WCU  
 RP Nick Karow, FUR  
 C Dallas Tarleton, Elon  
 1B Ricky Orton, UNCG  
 2B Nick Liles, WCU  
 SS Mike Hentz, CofC  
 3B Bennett Davis, Elon  
 OF David Rubinstein, APP  
 OF Gabe Marchant, CofC  
 OF Chris Swauger, CIT  
 DH Reese Wade, FUR

## 2009 Coaches

### First Team

P Wes Wrenn, CIT  
 P Chris Mederos, GSU  
 RP Zach Quate, APP  
 Thomas Girdwood, Elon  
 C Richard Jones, CIT  
 1B Chris McGuinness, CIT  
 2B Brandon Sizemore, CofC  
 SS Brent Greer, WCU  
 3B Joey Bergman, CofC  
 OF Sonny Meade, CIT  
 OF Cory Harrilchak, Elon  
 OF Pat Irvine, Elon  
 DH Ryan Daniels, CofC

## Second Team

P Jesse Simpson, CofC  
 P Jimmy Reyes, Elon  
 RP Drew Mahaffey, CIT  
 C Griffin Benedict, GSU  
 1B Joash Brodin, CofC  
 2B Wes Hobson, APP  
 SS Michael Gilmartin, WOF  
 3B Chase Austin, Elon  
 OF Rand Smith, APP  
 OF Matt Mansilla, CofC  
 OF Clay McCord, CofC  
 DH Danny Weiss, DAV

## All-Freshman

David Peterson, CofC  
 David Greene, CIT  
 Nick Orvin, CIT  
 Drew Gadaire, DAV  
 Jordan Darnell, Elon  
 Zeth Stone, Elon  
 Matt Murray, GSU  
 Eric Phillips, GSU  
 Colin Snow, GSU  
 Ross Heffley, WCU  
 Konstantine Diamaduros, WOF  
 James Foster, WOF

## 2009 Media

### First Team

P Wes Wrenn, CIT  
 P Chris Mederos, GSU  
 RP Zach Quate, APP  
 C Griffin Benedict, GSU  
 1B Chris McGuinness, CIT  
 2B Brandon Sizemore, CofC  
 SS Brent Greer, WCU  
 3B Joey Bergman, CofC  
 OF Matt Mansilla, CofC  
 OF Sonny Meade, CIT  
 OF Pat Irvine, Elon  
 DH Ryan Daniels, CofC

### Second Team

P Jesse Simpson, CofC  
 P Jimmy Reyes, Elon  
 RP Thomas Girdwood, Elon  
 C Richard Jones, CIT  
 1B Joash Brodin, CofC  
 2B Wes Hobson, APP  
 SS Michael Gilmartin, WOF  
 3B Isaac Harrow, APP  
 OF Rand Smith, APP  
 OF Clay McCord, CofC  
 OF Cory Harrilchak, Elon  
 DH Danny Weiss, DAV

## 2010 Coaches

### First Team

SP Asher Wojciechowski, CIT  
 SP Jimmy Reyes, Elon  
 RP Chris Patterson, APP  
 C Mike Melillo, Elon  
 1B Kyle Blackburn, GSU  
 2B Wes Hobson, APP  
 SS Neal Pritchard, Elon  
 3B Matt Leeds, CofC  
 OF Cole Rakar, CofC  
 OF Jose Rodriguez, CofC  
 OF David Schulze, SAM  
 DH Mac Doyle, WOF



Western Carolina's Greg Holland was a first-team all-conference selection in 2007. Holland was a two-time All-Star (2013-14) for the Kansas City Royals and had 32 saves for the 2015 World Series winners before an injury ended his season in September of that year.



# ALL-CONFERENCE TEAMS



## Second Team

SP Kevin Decker, CofC  
 SP Matt Benedict, WCU  
 RP Lex Rutledge, SAM  
 C Rob Kral, CofC  
 1B Greg Blake, CofC  
 2B Bryan Altman, CIT  
 SS Eric Phillips, GSU  
 3B Kyle Behrendt, WOF  
 OF Nick Orvin, CIT  
 OF Shawn Payne, GSU  
 OF Matt Hinson, Elon  
 OF Wayne Miller, SAM  
 DH Jerod Faggart, APP

## All-Freshman

Hector Crespo, APP  
 Ryan Stetson, APP  
 Christian Powell, CofC  
 Michael Clevinger, CIT  
 Andrew Barna, DAV  
 Alex Swim, Elon  
 Kyle Webb, Elon  
 Will Muzika, FUR  
 Michael Burrus, GSU  
 Arthur Owens, GSU  
 Harry Slade, UNCG  
 Lex Rutledge, SAM

## 2010 Media

### First Team

SP Asher Wojciechowski, CIT  
 SP Jimmy Reyes, Elon  
 RP Chris Patterson, APP  
 C Rob Kral, CofC  
 1B Kyle Blackburn, GSU  
 2B Wes Hobson, APP  
 SS Neal Pritchard, Elon  
 3B Matt Leeds, CofC  
 OF Cole Rakar, CofC  
 OF Jose Rodriguez, CofC  
 OF David Schulze, SAM  
 DH Mac Doyle, WOF

## Second Team

SP Kevin Decker, CofC  
 SP Matt Benedict, WCU  
 RP Lex Rutledge, SAM  
 C Mike Melillo, Elon  
 1B Greg Blake, CofC  
 2B Bryan Altman, CIT  
 SS Eric Phillips, GSU  
 3B Kyle Behrendt, WOF  
 OF Matt Hinson, Elon  
 OF Shawn Payne, GSU  
 OF Trevor Collias, WCU  
 DH Jerod Faggart, APP

## 2011 Coaches

### First Team

SP Josh Renfro, CofC  
 SP Andy Moye, GSU  
 SP Warren Slack, UNCG  
 RP Matt Murray, GSU  
 C Trevor Edwards, UNCG  
 1B Saxon Butler, SAM  
 2B Ross Heffley, WCU  
 SS Eric Phillips, GSU  
 3B Matt Leeds, CofC  
 OF Daniel Aldrich, CofC  
 OF Nick Orvin, CIT  
 OF Victor Roache, GSU  
 DH Stephen Notaro, WCU

## Second Team

SP Christian Powell, CofC  
 SP Kyle Putkonen, SAM  
 RP Andrew Jones, SAM  
 C Rob Kral, CofC  
 1B Aaron Thompkins, FUR  
 2B Sebastian Gomez, Elon  
 SS Neal Pritchard, Elon  
 3B Austin Schultz, WCU  
 OF Shawn Payne, GSU  
 OF Phillip Ervin, SAM  
 OF Brandon Miller, SAM  
 DH Mac Doyle, WOF

## All-Freshman

Preston Troutman, APP  
 Daniel Aldrich, CofC  
 Drew DeKerlegand, CIT  
 Joe Jackson, CIT  
 Forrest Brandt, DAV  
 Sebastian Gomez, Elon  
 David Whitehead, Elon  
 Brandon Browne, UNCG  
 Phillip Ervin, SAM  
 C.K. Irby, SAM  
 Aaron Attaway, WCU  
 Adam Martin, WCU

## 2011 Media

### First Team

SP Josh Renfro, CofC  
 SP Andy Moye, GSU  
 RP John Brebbia, Elon  
 C Rob Kral, CofC  
 1B Saxon Butler, SAM  
 2B Ross Heffley, WCU  
 SS Eric Phillips, GSU  
 3B Matt Leeds, CofC  
 OF Daniel Aldrich, CofC  
 OF Victor Roach, GSU  
 OF Phillip Ervin, SAM  
 DH Stephen Notaro, WCU

## Second Team

SP Ryan Arrowood, APP  
 SP Christian Powell, CofC  
 RP Matt Murray, GSU  
 C Trevor Edwards, UNCG  
 1B Aaron Thompkins, FUR  
 2B Sebastian Gomez, Elon  
 SS Neal Pritchard, Elon  
 3B Austin Schultz, WCU  
 OF Jack Myers, APP  
 OF Nick Orvin, CIT  
 OF Shawn Payne, GSU  
 DH Mac Doyle, WOF

## 2012 Coaches

### First Team

SP Christian Powell, CofC  
 SP Josh Martin, SAM  
 RP Preston Hatcher, WCU  
 C Alex Swim, Elon  
 1B Saxon Butler, SAM  
 2B Ross Heffley, WCU  
 SS Will Callaway, APP  
 3B Eric Phillips, GSU  
 OF Marty Gantt, CofC  
 OF Phillip Ervin, SAM  
 OF Brandon Miller, SAM  
 DH Daniel Kassouf, APP

## Second Team

SP Ryan Arrowood, APP  
 SP Brandon Yarusi, WOF  
 RP C.K. Irby, SAM  
 C Brad Moss, SAM  
 1B Ryan Kinsella, Elon  
 2B Hector Crespo, APP  
 SS Bradley Goodson, CofC  
 3B Thomas Troelstrup, UNCG  
 OF Tyler Tewell, APP  
 OF Tyler Zupcic, APP  
 OF Brandon Murray, CofC  
 DH Jacob Hoyle, WCU



Appalachian State right-hander Ryan Arrowood earned all-conference honors in 2011 and 2012. Arrowood went 11-0 in 2012 and was the media's pick for SoCon Pitcher of the Year.

## All-Freshman

Brandon Burrus, APP  
 Jamie Nunn, APP  
 Kevin Connell, CIT  
 Mason Davis, CIT  
 Henry Sisson, DAV  
 Chris Ohmstede, FUR  
 Elliott Warford, FUR  
 Tyler Avera, GSU  
 Chase Griffin, GSU  
 Jacob Hoyle, WCU  
 Jeremy Null, WCU  
 Bradley Strong, WCU

## 2012 Media

### First Team

SP Ryan Arrowood, APP  
 SP Christian Powell, CofC  
 RP Preston Hatcher, WCU  
 C Alex Swim, Elon  
 1B Saxon Butler, SAM  
 2B Ross Heffley, WCU  
 SS Will Callaway, APP  
 3B Eric Phillips, GSU  
 OF Tyler Tewell, APP  
 OF Marty Gantt, CofC  
 OF Brandon Miller, SAM  
 DH Daniel Kassouf, APP

## Second Team

SP Matt Pegler, CofC  
 SP Josh Martin, SAM  
 RP Kyle Owings, CofC  
 C Brad Moss, SAM  
 1B Ryan Kinsella, Elon  
 2B Hector Crespo, APP  
 SS Bradley Goodson, CofC  
 3B Rob Harding, CofC  
 OF Tyler Zupcic, APP  
 OF Phillip Ervin, SAM  
 OF Mac Doyle, WOF  
 DH C.K. Irby, SAM

## 2013 Coaches

### First Team

SP Jamie Nunn, APP  
 SP Austin Pritcher, CIT  
 RP Preston Hatcher, WCU  
 C Joe Jackson, CIT  
 1B Ryan Kinsella, Elon  
 2B Hector Crespo, APP  
 SS Aaron Attaway, WCU  
 3B Tyler White, WCU  
 OF Christian Wolfe, UNCG  
 OF Phillip Ervin, SAM  
 OF Julian Ridings, WCU  
 DH C.K. Irby, SAM

## Second Team

SP Kyle Webb, Elon  
 SP Jeremy Null, WCU  
 RP Skylar Hunter, CIT  
 C Adam Martin, WCU  
 1B Alex Abrams, FUR  
 2B Blake Butler, CofC  
 2B Mason Davis, CIT  
 SS Will Callaway, APP  
 3B Trevor Edwards, UNCG  
 OF Brandon Murray, CofC  
 OF Hughston Armstrong, CIT  
 OF Christian Durdaller, SAM  
 DH Bo Thompson, CIT

## All-Freshman

Jaylin Davis, APP  
 Dillon Dobson, APP  
 Blake Butler, CofC  
 Nathan Helvey, CofC  
 Carl Wise, CofC  
 Skylar Hunter, CIT  
 Sam Foy, DAV  
 Jordan Simpson, FUR  
 Ryan Clark, UNCG  
 Benigno Marrero, UNCG  
 Richard Greene, SAM  
 Jonathan Waszak, WCU  
 Will Stillman, WOF

## 2013 Media

### First Team

SP Jamie Nunn, APP  
 SP Austin Pritcher, CIT  
 RP Preston Hatcher, WCU  
 C Joe Jackson, CIT  
 1B Ryan Kinsella, Elon  
 2B Hector Crespo, APP  
 SS Aaron Attaway, WCU  
 3B Tyler White, WCU  
 OF Christian Wolfe, UNCG  
 OF Christiaan Durdaller, SAM  
 OF Phillip Ervin, SAM  
 OF Julian Ridings, WCU  
 DH C.K. Irby, SAM

### Second Team

SP Kyle Webb, Elon  
 SP Jeremy Null, WCU  
 RP Skylar Hunter, CIT  
 C Adam Martin, WCU  
 1B Calvin Orth, CIT  
 2B Blake Butler, CofC  
 SS Will Callaway, APP  
 3B Chris Ohmstede, FUR  
 OF Brandon Murray, CofC  
 OF Hughston Armstrong, CIT  
 OF Sebastian Gomez, Elon  
 DH Bo Thompson, CIT

## 2014 Coaches

### First Team

SP Josh Wirsu, GSU  
 SP Jordan Smith, WCU  
 RP Andres Gracia, SAM  
 C Adam Martin, WCU  
 1B Jacob Hoyle, WCU  
 2B Hunter King, UNCG  
 2B Bradley Strong, WCU  
 SS Dillon Dobson, APP  
 SS Hunter Burton, FUR  
 3B Sean Guite, UNCG  
 OF Forrest Brandt, DAV  
 OF Lee Miller, DAV  
 OF Casey Jones, Elon  
 DH Ryan Lowe, DAV

### Second Team

SP Danny Mooney, DAV  
 SP Jeremy Null, WCU  
 RP Jason Richman, GSU  
 C Drew McWhorter, SAM  
 1B Greg Harrison, FUR  
 2B Michael Pierson, APP  
 SS Jordan McDonald, UNCG  
 3B Chris Ohmstede, FUR  
 OF Drew DeKerlegand, CIT  
 OF Nathan Becker, DAV  
 OF Eric Kalbfleisch, UNCG  
 OF Heath Quinn, SAM  
 DH Bo Thompson, CIT

### All-Freshman

Matt Brill, APP  
 Dallas DeVrieze, APP  
 Tyler Stroup, APP  
 Garrett Chapman, GSU  
 Ryan Cleveland, GSU  
 Matt Harris, Elon  
 Nick Zammarelli, Elon  
 Carter Grote, FUR  
 Adam Swim, UNCG  
 Jared Brasher, SAM  
 T.J. Dixon, SAM  
 Heath Quinn, SAM  
 Bryan Sammons, WCU



**VMI middle infielder Jordan Tarsovich was a first-team all-conference pick and was selected in the 22nd round of the 2015 MLB First-Year Player Draft by the Los Angeles Dodgers in the Keydets' first year back in the SoCon.**

## 2014 Media

### First Team

SP Josh Wirsu, GSU  
 SP Jordan Smith, WCU  
 RP Andres Gracia, SAM  
 C Adam Martin, WCU  
 1B Jacob Hoyle, WCU  
 2B Michael Pierson, APP  
 SS Tyler Filliben, SAM  
 3B David Daniels, DAV  
 OF Drew DeKerlegand, CIT  
 OF Forrest Brandt, DAV  
 OF Casey Jones, Elon  
 DH Ryan Lowe, DAV

### Second Team

SP Danny Mooney, DAV  
 SP Jeremy Null, WCU  
 RP Tyler Powell, WCU  
 C Drew McWhorter, SAM  
 1B Greg Harrison, FUR  
 2B Hunter King, UNCG  
 SS Jordan McDonald, UNCG  
 3B Chris Ohmstede, FUR  
 OF Lee Miller, DAV  
 OF Stryker Brown, GSU  
 OF Aaron Mizell, GSU  
 OF Heath Quinn, SAM  
 DH Bo Thompson, CIT

## 2015 Coaches

### First Team

SP James Reeves, CIT  
 SP Eric Nyquist, MER  
 RP Andres Gracia, SAM  
 C Matt Winn, VMI  
 1B Conor Clancey, WOF  
 2B Bradley Strong, WCU  
 SS Jordan Tarsovich, VMI  
 3B Hunter Swilling, SAM  
 OF Connor Walsh, CIT  
 OF Kyle Lewis, MER  
 OF Heath Quinn, SAM  
 DH Austin Edens, SAM

### Second Team

SP Ryan Clark, UNCG  
 SP Matthew Milburn, WOF  
 RP Morgan Pittman, MER  
 C Danny Bermudez, WCU  
 1B Alex Lee, SAM  
 2B Trey York, ETSU  
 SS Matt Meeder, MER  
 3B Chris Ohmstede, FUR  
 OF Eric Kalbfleisch, UNCG  
 OF Will Connerley, VMI  
 OF James Plaisted, WOF  
 DH Matt Ramsay, WOF

### All-Freshman

Drew Ellis, CIT  
 JP Sears, CIT  
 Hagen Owenby, ETSU  
 Blake Chisolm, FUR  
 Will Gaddis, FUR  
 Trey Truitt, MER  
 Jackson Ware, MER  
 Andrew Wantz, UNCG  
 Austin Edens, SAM  
 Brandon Barbery, VMI  
 Collin Fleischer, VMI  
 Adam Scott, WOF

## 2015 Media

### First Team

SP James Reeves, CIT  
 SP Matthew Milburn, WOF  
 RP Andres Gracia, SAM  
 C Matt Winn, VMI  
 1B Conor Clancey, WOF  
 2B Bradley Strong, WCU  
 SS Jordan Tarsovich, VMI  
 3B Hunter Swilling, SAM  
 OF Connor Walsh, CIT  
 OF Kyle Lewis, MER  
 OF Eric Kalbfleisch, UNCG  
 DH Austin Edens, SAM

### Second Team

SP Eric Nyquist, MER  
 SP Alex Ledford, SAM  
 RP Will Stillman, WOF  
 C Richard Greene, SAM  
 1B Alex Lee, SAM  
 2B Trey York, ETSU  
 SS Matt Meeder, MER  
 3B Chris Ohmstede, FUR  
 OF Jake Jones, FUR  
 OF Heath Quinn, SAM  
 OF James Plaisted, WOF  
 DH Matt Smith, WCU

## 2016 Coaches

### First team

SP Will Gaddis, FUR  
 SP Parker Curry, SAM  
 RP Andrew Wantz, UNCG  
 C Hagen Owenby, ETSU  
 1B Matt Smith, WCU  
 2B Trey York, ETSU  
 SS Matt Meeder, MER  
 3B Collin Woody, UNCG  
 OF Kyle Lewis, MER  
 OF L.J. Kalawaia, UNCG  
 OF Heath Quinn, SAM  
 DH Austin Edens, SAM

### Second team

SP Ryan Aske, MER  
 SP Matt Milburn, WOF  
 RP Colton Davis, WCU  
 C Danny Bermudez, WCU  
 1B Alex Lee, SAM  
 2B Ben Spitznagel, UNCG  
 SS Derek Hirsch, WOF  
 3B Blake Rowlett, ETSU  
 OF Trey Truitt, MER  
 OF Bryson Bowman, WCU  
 OF Kramer Ferrell, WCU  
 DH Dillon Stewart, UNCG

### All-Freshman

Ben Peden, CIT  
 Jake Crawford, FUR  
 Jabari Richards, FUR  
 Conard Broom, MER  
 Kevin Coulter, MER  
 Matt Frisbee, UNCG  
 Andrew Moritz, UNCG  
 Cesar Trejo, UNCG  
 Stephen Jones, SAM  
 Matt Pita, VMI  
 Josh Winder, VMI  
 Andrew Bullock, WCU

## 2016 Media

### First team

SP Will Gaddis, FUR  
 SP Parker Curry, SAM  
 RP Andrew Wantz, UNCG  
 C Hagen Owenby, ETSU  
 1B Matt Smith, WCU  
 2B Trey York, ETSU  
 SS Matt Meeder, MER  
 3B Collin Woody, UNCG  
 OF Kyle Lewis, MER  
 OF L.J. Kalawaia, UNCG  
 OF Heath Quinn, SAM  
 DH Austin Edens, SAM

### Second team

SP Ryan Aske, MER  
 SP Matt Milburn, WOF  
 RP Will Stillman, WOF  
 C Danny Bermudez, WCU  
 1B Collin Fleischer, VMI  
 2B Ben Spitznagel, UNCG  
 SS Robby McCabe, ETSU  
 3B Blake Rowlett, ETSU  
 OF Jabari Richards, FUR  
 OF Trey Truitt, MER  
 OF Bryson Bowman, WCU  
 DH Dillon Stewart, UNCG



# ALL-CONFERENCE TEAMS



## 2017 Coaches

### First team

SP JP Sears, CIT  
 SP Will Gaddis, FUR  
 RP Robert Broom, MER  
 C Hagen Owenby, ETSU  
 1B Brett Hash, WOF  
 2B Danny Edgeworth, MER  
 2B Nobu Suzuki, WCU  
 SS Ryan Hagan, MER  
 3B Caleb Webster, UNCG  
 OF Andrew Moritz, UNCG  
 OF Tyler Tharp, VMI  
 OF Bryson Bowman, WCU  
 DH JT Thomas, MER

### Second Team

SP Josh Winder, VMI  
 SP Bryan Sammons, WCU  
 RP Wyatt Burns, SAM  
 C Carson Waln, WOF  
 1B Brandon Elmy, FUR  
 2B Troy Dixon, SAM  
 SS Brett Pope, WCU  
 3B Jonathan Sabo, CIT  
 OF Carter Grote, FUR  
 OF Ben Spitznagel, UNCG  
 OF McClain Bradley, WOF  
 DH Cesar Trejo, UNCG

### All-Freshman

Will Abbott, CIT  
 Bryce Leasure, CIT  
 Cullen Smith, ETSU  
 Dillon Love, FUR  
 Alex Crotty, MER  
 Caleb Webster, UNCG  
 Branden Fryman, SAM  
 Taylor Garris, SAM  
 Anthony Mulrine, SAM  
 Ayrton Schafer, SAM  
 Andrew Robinson, WCU  
 Matt Ellmyer, WOF  
 Brett Rodriguez, WOF

## 2017 Media

### First team

SP JP Sears, CIT  
 SP Will Gaddis, FUR  
 RP Robert Broom, MER  
 C Hagen Owenby, ETSU  
 1B Brett Hash, WOF  
 2B Nobu Suzuki, WCU  
 SS Ryan Hagan, MER  
 3B Caleb Webster, UNCG  
 OF Andrew Moritz, UNCG  
 OF Tyler Tharp, VMI  
 OF Bryson Bowman, WCU  
 DH JT Thomas, MER

### Second Team

SP Josh Winder, VMI  
 SP Bryan Sammons, WCU  
 RP Wyatt Burns, SAM  
 C Carson Waln, WOF  
 1B Brandon Elmy, FUR  
 2B Danny Edgeworth, MER  
 SS Brett Pope, WCU  
 3B Taylor Garris, SAM  
 OF Carter Grote, FUR  
 OF Ben Spitznagel, UNCG  
 OF McClain Bradley, WOF  
 DH Cody Miller, WOF

## 2018 Coaches

### First team

SP Matt Frisbee, UNCG  
 SP Samuel Strickland, SAM  
 RP Robert Broom, MER  
 C Peyton Maddox, VMI  
 1B Christian Bailey, ETSU  
 2B Austin Embler, UNCG  
 SS Chris Cook, ETSU  
 3B Caleb Webster, UNCG  
 OF Ben Anderson, FUR  
 OF Andrew Moritz, UNCG  
 OF Matt Pita, VMI  
 DH Caleb Longley, ETSU



*The Citadel's JP Sears was a first-team all-conference pick and the league's Pitcher of the Year in 2017.*

### Second Team

SP Josh Winder, VMI  
 SP Adam Scott, WOF  
 RP Andrew Wantz, UNCG  
 C Spencer Holcomb, WCU  
 1B Jake Huggins, VMI  
 2B Cullen Smith, ETSU  
 SS RJ Yeager, MER  
 3B Nathan Eaton, VMI  
 OF Trey Truitt, MER  
 OF Cesar Trejo, UNCG  
 OF McClain Bradley, WOF  
 DH Brooks Carlson, SAM

### Second team

SP Josh Wilder, VMI  
 SP Adam Scott, WOF  
 RP Andrew Wantz, UNCG  
 C Spencer Holcomb, WCU  
 1B Jake Huggins, VMI  
 2B Cullen Smith, ETSU  
 2B Brandon Michie, MER  
 SS RJ Yeager, MER  
 3B Jackson Ware, MER  
 OF Ben Anderson, FUR  
 OF Cesar Trejo, UNCG  
 OF Will Malbon, VMI  
 DH Brooks Carlson, SAM


### All-Freshman

David Beam, ETSU  
 Ben Jackson, ETSU  
 Ben Anderson, FUR  
 Le Bassett, MER  
 RJ Yeager, MER  
 Brooks Carlson, SAM  
 Samuel Strickland, SAM  
 Justice Bigbie, WCU  
 Will Prater, WCU  
 Chase Walter, WCU  
 Colin Davis, WOF  
 Lawson Hill, WOF

## 2018 Media

### First team

SP Matt Frisbee, UNCG  
 SP Samuel Strickland, SAM  
 RP Robert Broom, MER  
 C Peyton Maddox, VMI  
 1B Christian Bailey, ETSU  
 2B Austin Embler, UNCG  
 SS Chris Cook, ETSU  
 3B Caleb Webster, UNCG  
 OF Trey Truitt, MER  
 OF Andrew Moritz, UNCG  
 OF Matt Pita, VMI  
 DH Caleb Longley, ETSU



*Western Carolina outfielder Bryson Bowman earned all-conference honors in 2016 and 2017. He was the league's Player of the Year in 2017.*



# SOCON ALL-TOURNAMENT TEAMS

## 1990

- P Richard Shirer, CIT
- C Gettys Glaze, CIT
- 1B Brad Niethammer, APP
- 2B Grant Brittain, WCU
- SS Dave Piepenbrink, MAR
- 3B Doug Jones, APP
- OF Billy Baker, CIT (MVP)
- OF Chris Stone, FUR
- OF Rodney Tesh, WCU
- DH Mike Hilton, WCU

## 1991

- P Jack Kimel, WCU
- C Brent Williams, FUR (MVP)
- 1B Rodney Tesh, WCU
- 2B John Key, APP
- SS Nathan Dunn, ETSU
- 3B Matt Raleigh, WCU
- OF Scott Waugh, APP
- OF Kevin Bellomo, WCU
- OF Joey Cox, WCU
- DH Dallas Rhinehart, ETSU

## 1992

- P Jim Carragher, GSU
- C Mike Darnell, GSU
- 1B Bryan Wiggins, GSU
- 2B Doug Eder, GSU
- SS Chris Petersen, GSU
- 3B Eric Whitson, WCU
- OF Mike Miller, GSU
- OF Joey Cox, WCU (MVP)
- OF Scott Lyman, WCU
- DH Gettys Glaze, CIT

## 1993

- P Jason Beverlin, WCU
- C Roy Hurst, WCU
- 1B Chris Lemonis, CIT
- 2B Matt Wilson, GSU
- SS David Groseclose, VMI
- 3B Louie Napoleon, VMI
- OF Dale Sistare, CIT
- OF Rob Doherty, WCU
- OF Mike Tidick, WCU
- DH Phillip Grundy, WCU (MVP)

## 1994

- P Britt Reames, CIT
- C Brett Boretti, DAV
- 1B Marc Striker, WCU
- 2B John Connolly, WCU
- SS Jermaine Shuler, CIT (MVP)
- 3B Bo Betchman, CIT
- OF Garrick Haltiwanger, CIT
- OF Louie Napoleon, VMI
- OF Mike Tidick, WCU
- DH Donald Morillo, CIT

## 1995

- P Donald Morillo, CIT (MVP)
- P Britt Reames, CIT
- C James Lyons, ETSU
- 1B Tommy Peterman, GSU
- 2B David Beckley, CIT
- SS Tyson Whitley, GSU
- 3B Eric Whitson, WCU
- OF Garrick Haltiwanger, CIT
- OF Dale Sistare, CIT
- OF Len Hart, ETSU
- DH Ryan Glynn, VMI

## 1996

- P Clint Sauls, GSU
- C Steve Wilson, GSU
- 1B Nate Shepperson, VMI
- 2B Donnie Coe, GSU
- SS Terrence Smalls, CIT
- 3B Bo Betchman, CIT
- OF Jon Placko, FUR
- OF Mark Hamlin, GSU (MVP)
- OF Antoine Moran, GSU
- DH Britt Phelps, ETSU

## 1997

- P David Noyce, FUR
- C J.P. Burwell, WCU (MVP)
- 1B Ryan Butler, CIT
- 2B Jeff Sziksai, WCU
- SS Eric Boehmer, FUR
- 3B Dan Martz, FUR
- OF Rodney Hancock, CIT
- OF Brandon Holler, FUR
- OF Jody Wade, FUR
- DH Tyson Whitley, GSU

## 1998

- P Brian Rogers, CIT (MVP)
- C Jay Morgan, CIT
- 1B Philip Hartig, CIT
- 2B Dominic Pattie, UNCG
- SS Terrence Smalls, CIT
- 3B Aaron Haigler, CIT
- OF Kevin Durham, CIT
- OF Kenny Vawter, UNCG
- OF Eric Johnson, WCU
- DH Lance SurrIDGE, UNCG

## 1999

- P Rodney Hancock, CIT (MVP)
- C Ronny Marmol, CofC
- 1B Philip Hartig, CIT
- 2B Tavy Smalls, CIT
- SS Michael Harris, CIT
- 3B Charlie Wands, WCU
- OF Josh Edgeworth, CofC
- OF Rusty Swackhamer, ETSU
- OF Eric Johnson, WCU
- DH Morgan Frazier, WCU

## 2000

- P Corey Etheridge, FUR
- C Ed Sparks, ETSU
- 1B Chris Behne, APP
- 2B Matt Easterday, GSU (MVP)
- SS Danny Rueckel, FUR
- 3B Cole Hubka, FUR
- OF Josh Edgeworth, CofC
- OF Clint Hill, FUR
- OF J.R. Revere, GSU
- DH Ryan Presnell, FUR

## 2001

- P Randy Corn, CIT (MVP)
- P Ted Toler, UNCG
- C Brendon Gilligan, GSU
- 1B Andy Baxter, ETSU
- 2B Shane Schumaker, UNCG
- SS Jemel Spearman, GSU
- 3B Dallas McPherson, CIT
- OF Jasha Balcom, CofC
- OF Brook Dantzler, CIT
- OF Nathan Copeland, ETSU
- OF Chris Cook, UNCG
- DH Chris Mittendorf, UNCG

## 2002

- P Brett Lewis, GSU (MVP)
- C Matt Lauderdale, CofC
- 1B Carlos Love, GSU
- 2B Jack Arroyo, CofC
- SS Jemel Spearman, GSU
- 3B Lee Curtis, CofC
- OF Brett Anderson, CofC
- OF Craig Caudill, FUR
- OF Matt Herring, GSU
- OF J.R. Revere, GSU
- OF Kirk StrebIn, UNCG
- DH Coogie Freedman, FUR

## 2003

- P Ryan Basner, WCU
- C A.J. Zickgraf, GSU
- 1B Jon Wade, VMI
- 2B Brandon Burnsed, GSU
- SS Lee Curtis, CofC
- 3B Chris Davis, WCU
- OF Brandon Long, GSU
- OF Ryan Gordon, UNCG
- OF Matt Nelson, WCU
- DH Brian Sigmon, WCU (MVP)

## 2004

- P Jonathan Ellis, CIT (MVP)
- C Brian Sigmon, WCU
- 1B Chip Cannon, CIT
- 2B Jon Aughey, CIT
- SS Chris Davis, WCU
- 3B Chris Ard, CIT
- OF Denver Edick, WCU
- OF Byron Barber, CofC
- OF Matt Covington, CIT
- OF Andy Phillips, CIT
- DH Mark Egleton, CIT

## 2005

- P Nick Hollstegge, FUR (MVP)
- C Flint Wipke, GSU
- 1B Case Cassidy, FUR
- 2B Chris Campbell, CofC
- SS Matt Matulia, CIT
- 3B Matthew Betsill, FUR
- OF Brett Gardner, CofC
- OF James Payne, GSU
- OF Brent Stephens, GSU
- DH Sam McLain, FUR

## 2006

- P Nick Chigges, CofC (co-MVP)
- C Alex Garabedian, CofC
- 1B Trey Daniel, WCU
- 2B Chris Campbell, CofC
- SS Jess Easterling, CofC (co-MVP)
- 3B Adam Weaver, Elon
- OF Larry Cobb, CofC
- OF Chris Swauger, CIT
- OF Chris Price, Elon
- DH Sonny Meade, CIT

## 2007

- P Ben Austin, Wofford
- C Richard Jones, CIT
- 1B Zach Brown, CIT
- 2B Eric Strukie, Wofford
- SS Mike Gilmartin, Wofford
- 3B Brandon Waring, Wofford (MVP)
- OF Chris Swauger, CIT
- OF Pat Irvine, Elon
- OF Sean Snell, UNCG
- DH Andrew Franco, APP

## 2008

- P Mike Lynn, CofC
- C Dallas Tarleton, Elon
- 1B Jay Jackson, FUR
- 2B Tim Carrier, UNCG
- SS Chase Austin, Elon
- 3B Bennett Davis, Elon
- OF Stuart Haywood, CofC
- OF Cory Harrilchak, Elon (MVP)
- OF Chris Shehan, GSU
- DH Greg Feltes, UNCG

## 2009

- SP Asher Wojciechowski, CIT
- SP Chris Mederos, GSU
- RP Thomas Girdwood, Elon
- C Richard Jones, CIT
- 1B David Towarnicky, APP
- 2B Marcus Rose, FUR
- SS Brent Greer, WCU
- 3B Chase Austin, Elon
- OF Sonny Meade, CIT
- OF Pat Irvine, Elon
- OF Ty Wright, GSU
- DH Kyle Blackburn, GSU (MVP)

## 2010

- SP Asher Wojciechowski, CIT
- SP Jimmy Reyes, Elon
- RP Brandon Johnson, WCU
- C Ollie Goulder, WCU
- 1B Justin Mackert, CIT (MVP)
- 2B Wes Hobson, APP
- SS Jamie Holler, CofC
- 3B Hector Crespo, APP
- OF Chris Alessandria, APP
- OF William Ladd, CIT
- OF Matt Johns, WCU
- DH Brad Felder, CIT

## 2011

- SP Seth Grant, APP
- SP Chris Beck, GSU (MVP)
- RP Andrew Jones, SAM
- C Tom Richardson, GSU
- 1B Marty Gantt, CofC
- 2B Michael Johnson, SAM
- SS Eric Phillips, GSU
- 3B Alex Abrams, FUR
- OF Tyler Zupcic, APP
- OF Cole Rakar, CofC
- OF Phillip Ervin, SAM
- DH Michael Burruss, GSU

## 2012

- SP Justin Hess, GSU
- SP Josh Martin, SAM (MVP)
- RP C.K. Irby, SAM
- C Chase Griffin, GSU
- 1B Ryan Kinsella, Elon
- 2B Tyler Avera, GSU
- 2B Zeth Stone, SAM
- SS Austin Allison, SAM
- 3B Chris Ohmstede, FUR
- OF Taylor Johnson, FUR
- OF Phillip Ervin, SAM
- OF Brandon Miller, SAM
- DH Garren Palmer, GSU



# SOCON ALL-TOURNAMENT TEAMS



## 2013

- SP Kyle Webb, Elon
- SP Justin Hess, GSU
- RP Dylan Clark, Elon
- C Joe Jackson, CIT (MOP)
- 1B Ryan Kinsella, Elon
- 2B Hector Crespo, APP
- SS Antonio Alvarez, Elon
- 3B Tyler White, WCU
- OF Tyler Griffin, CIT
- OF Sebastian Gomez, Elon
- OF Julian Ridings, WCU
- DH Bo Thompson, CIT

## 2014

- SP Jeffrey Springs, APP
- SP Alex Ledford, SAM
- RP Jason Richman, GSU (MOP)
- C Daniel Gerow, DAV
- 1B Caleb Bryson, SAM
- 2B Ben Morgan, GSU
- SS Dalton Busby, GSU
- 3B Michael Pierson, APP
- OF Jake Jones, FUR
- OF Aaron Mizell, GSU
- OF Heath Quinn, SAM
- DH Alex Abrams, FUR

## 2015

- SP Eric Nyquist, MER (MOP)
- SP Adam Scott, WOF
- RP Morgan Pittman, MER
- C Charlie Madden, MER
- 1B Austin Edens, SAM
- 2B Jacobs Watcher, CIT
- SS Danny Rodriguez, SAM
- 3B Danny Edgeworth, MER
- OF Trey Truitt, MER
- OF Heath Quinn, SAM
- OF Kody Ruedisili, WOF
- DH Matt Ramsay, WOF



*The Citadel's Joe Jackson earned the Walt Nadzak Award in 2013, becoming the first player in league history to be named the Most Outstanding Player of the tournament despite his team not winning the title. The Bulldog catcher hit .769 (10-for-13) and slugged 1.385 with three doubles, a triple, a home run, six walks, eight runs scored and five RBIs in four games.*

## REPEAT SELECTIONS

### 3 times

- Heath Quinn, SAM (2014-16)
- Trey Truitt, MER (2015-16, 18)

### 2 times

- Rodney Tesh, WCU (1990-91)
- Gettys Glaze, CIT (1990, 1992)
- Joey Cox, WCU (1991-92)
- Louie Napoleon, VMI (1993-94)
- Mike Tidick, WCU (1993-94)
- Garrick Haltiwanger, CIT (1994-95)
- Donald Morillo, CIT (1994-95)
- Britt Reames, CIT (1994-95)
- Dale Sistare, CIT (1993, 1995)
- Eric Whitson, WCU (1992, 95)
- Bo Betchman, CIT (1994, 1996)
- Tyson Whitley, GSU (1995, 1997)
- Terrence Smalls, CIT (1996, 1998)
- Philip Hartig, CIT (1998-99)
- Rodney Hancock, CIT 1997, 1999)
- Eric Johnson, WCU (1998-99)
- Josh Edgeworth, CofC (1999-00)
- J.R. Revere, GSU (2000-02)
- Jemel Spearman, GSU (2001-02)
- Lee Curtis, CofC (2002-03)
- Chris Davis, WCU (2003-04)
- Brian Sigmon, WCU (2003-04)
- Chris Campbell, CofC (2005-06)
- Chris Swauger, CIT (2006-07)
- Sonny Meade, CIT (2006, 2009)
- Richard Jones, CIT (2007, 2009)
- Chase Austin, Elon (2008-09)
- Pat Irvine, Elon (2007, 2009)
- Asher Wojciechowski, CIT (2009-10)
- Phillip Ervin, SAM (2011-12)
- Hector Crespo, APP (2010, 2013)
- Justin Hess, GSU (2012-13)
- Ryan Kinsella, Elon (2012-13)
- Alex Abrams, FUR (2011, 2014)



*Samford outfielder Heath Quinn was the first player in SoCon history to be named to the all-tournament team three times. He did so in 2014, 2015 and 2016, leading the Bulldogs to the title game twice.*

## 2016

- SP Will Gaddis, FUR
- SP B.J. Nobles, WCU
- RP Korey Anderson, WCU
- C Jake Kusz, UNCG
- 1B Matt Smith, WCU (MOP)
- 2B Frankie Navarrete, SAM
- SS Matt Meeder, MER
- 3B Jake Crawford, FUR
- OF Trey Truitt, MER
- OF Heath Quinn, SAM
- OF Kramer Ferrell, WCU
- DH Cesar Trejo, UNCG

## 2017

- SP Grant Schuermann, FUR
- SP Josh Winder, VMI
- RP Jack Maynard, UNCG
- C Cameron Whitehead, FUR
- 1B Michael Goss, UNCG
- 2B Troy Dixon, SAM
- SS Tripp Shelton, UNCG (MOP)
- 3B Caleb Webster, UNCG
- OF Aaron Maher, ETSU
- OF Sky Overton, FUR
- OF Ben Spitznagel, UNCG
- DH Ayrton Schafer, SAM

## 2018

- SP Samuel Strickland SAM
- SP Taylor Purus, WCU
- RP Wyatt Burns, SAM
- C Anthony Mulrine, SAM
- 1B Justin Sparks, WCU
- 2B Jackson Ware, MER
- SS Cameron Blaquiere, WCU
- 3B Cade Gilbert, ETSU
- OF Trey Truitt, MER
- OF Andrew Moritz, UNCG
- OF McClain Bradley, WOF
- DH Brooks Carlson, SAM (MOP)

## SOCON COACHES AWARDS

### SoCon Player of the Year

- 1972 Reggie Dunnavant, UR
- 1973 Steve Arrington, CIT
- 1974 Mike Ramsey, APP
- 1975 George Weicker, DAV
- 1976 Richard Wieters, CIT
- 1977 Richard Wieters, CIT
- 1978 Wayne Tolleson, WCU
- 1979 Randy Ingle, APP
- 1980 Gary Robinette, ETSU
- 1981 Mel Kinsey, WCU
- 1982 Bill White, CIT
- 1983 Mike Cherry, CIT
- 1984 Tony Welborn, APP
- 1985 Scott Gay, WCU
- 1986 Len Stratton, APP
- 1987 Clint Fairey, WCU
- 1988 Clint Fairey, WCU
- 1989 Clint Fairey, WCU
- 1990 Grant Brittain, WCU
- 1991 Kevin Bellomo, WCU
- 1992 Matt Raleigh, WCU
- 1993 Todd Greene, GSU
- 1994 Mike Tidick, WCU
- 1995 Steve Wilson, GSU
- 1996 Tommy Peterman, GSU
- 1997 Alex Tolbert, WCU
- 1998 Martin Barrow, WCU
- 1999 Chris Moore, WCU
- 2000 Matt Easterday, GSU
- 2001 Philip Hartig, CIT
- 2002 Lee Curtis, CofC
- 2003 Alan Beck, WCU
- 2004 Caleb Moore, ETSU
- 2005 Jay Heafner, DAV
- 2006 A.J. Davidiuk, FUR
- 2007 Kenny Smith, WCU
- 2008 Jeremie Tice, CofC
- 2009 Joey Bergman, CofC
- Chase Austin, Elon
- 2010 Matt Leeds, CofC
- 2011 Victor Roache, GSU
- 2012 Marty Gantt, CofC
- 2013 Ryan Kinsella, Elon
- 2014 Forrest Brandt, DAV
- Casey Jones, Elon

- 2015 Kyle Lewis, MER
- 2016 Kyle Lewis, MER
- 2017 Ryan Hagan, MER
- Bryson Bowman, WCU
- 2018 Andrew Moritz, UNCG

### SoCon Pitcher of the Year

- 1989 Pete Palmer, APP
- 1990 Ken Britt, CIT
- 1991 Will Ertel, FUR
- 1992 Gettys Glaze, CIT
- 1993 Paul Thornton, GSU
- 1994 Jason Beverlin, WCU
- 1995 William Rushing, GSU
- 1996 Julio Ayala, GSU
- 1997 Tod Lee, GSU
- 1998 Mark DiFelice, WCU
- 1999 Brian Wiley, CIT
- 2000 David Ray, GSU
- 2001 Eric Talbert, CIT
- 2002 Randy Corn, CIT
- 2003 Tom Mastny, FUR
- 2004 Ryan Johnson, CofC
- 2005 Brett Harker, CofC
- 2006 Nick Chigges, CofC
- 2007 Nick Chigges, CofC
- 2008 Steven Hensley, Elon
- 2009 Wes Wrenn, CIT
- 2010 Asher Wojciechowski, CIT
- 2011 Matt Murray, GSU
- 2012 Christian Powell, CofC
- 2013 Austin Pritcher, CIT
- 2014 Josh Wirsu, GSU
- 2015 James Reeves, CIT
- 2016 Will Gaddis, FUR
- 2017 Ryan Hagan, MER
- 2017 JP Sears, CIT
- 2018 Matt Frisbee, UNCG

### SoCon Freshman of the Year

- 1980 John MAR, DAV
- 1981 Jeff Montgomery, MAR
- 1982 Jack Cheek-Fagan, FUR
- Mike Lamore, VMI
- 1983 Brian Tebo, WCU
- 1984 Fred Hailey, WCU
- 1985 Bill Masse, DAV



*Western Carolina's Clint Fairey is the only three-time SoCon Player of the Year in league history. The Catamount first baseman, who was a third-team All-American in 1987, posted two .400 seasons, led the league in homers three times and finished his career as the SoCon's career home run leader with 61.*

- 1986 Will Edwards, ETSU
- 1987 Jim Piekutowski, FUR
- 1988 Scott Waugh, APP
- 1989 Gettys Glaze, CIT
- Johnny McCraw, APP
- Matt Raleigh, WCU
- 1990 Rob Doherty, WCU
- 1991 Phillip Grundy, WCU
- 1992 Shane Spears, FUR
- 1993 Kenny Osborne, APP
- 1994 Tommy Peterman, GSU
- 1995 Tod Lee, GSU
- 1996 David Noyce, FUR
- 1997 Rodney Hancock, CIT
- 1998 Philip Hartig, CIT
- 1999 Brett Lewis, GSU
- 2000 Ryan Gordon, UNCG
- 2001 Derek Norman, FUR
- 2002 Matt Lein, WOF
- 2003 Kelly Sweppenhiser, VMI
- 2004 Chris Campbell, CofC
- 2005 Steven Strausbaugh, WCU
- 2006 Steven Hensley, Elon
- 2007 Richard Jones, CIT
- 2008 Thomas Girdwood, Elon
- 2009 Ross Heffley, WCU
- 2010 Will Muzika, FUR
- 2011 Daniel Aldrich, CofC
- 2012 Chase Griffin, GSU
- 2013 Jaylin Davis, APP
- 2014 Heath Quinn, SAM
- 2015 Austin Edens, SAM
- 2016 Jabari Richards, FUR
- 2017 Caleb Webster, UNCG
- 2018 RJ Yeager, MER

- 1981 Bill Hayward, WCU
- 1982 Chal Port, CIT
- Donny White, VMI
- 1983 Chal Port, CIT
- 1984 Jim Morris, APP
- 1985 George Greer, DAV
- 1986 Harold Stout, ETSU
- 1987 Jack Leggett, WCU
- 1988 Paul Maini, VMI
- 1989 Jack Cook, MAR
- 1990 Chal Port, CIT
- 1991 Chal Port, CIT
- 1992 Keith LeClair, WCU
- 1993 Jack Stallings, GSU
- 1994 Keith LeClair, WCU
- 1995 Fred Jordan, CIT
- 1996 Jack Stallings, GSU
- 1997 Keith LeClair, WCU
- 1998 Mike Gaski, UNCG
- 1999 Fred Jordan, CIT
- 2000 Rodney Hennon, GSU
- 2001 Rodney Hennon, GSU
- 2002 Todd Raleigh, WCU
- 2003 Tom Slater, VMI
- 2004 John Pawlowski, CofC
- 2005 John Pawlowski, CofC
- 2006 Mike Kennedy, Elon
- 2007 John Pawlowski, CofC
- 2008 Mike Kennedy, Elon
- 2009 Mike Kennedy, Elon
- 2010 Fred Jordan, CIT
- 2011 Mike Gaski, UNCG\*
- 2012 Chris Pollard, APP
- 2013 Bobby Moranda, WCU
- 2014 Dick Cooke, DAV
- 2015 Craig Gibson, MER
- 2016 Link Jarrett, UNCG
- 2017 Craig Gibson, MER
- 2018 Link Jarrett, UNCG

### SoCon Coach of the Year

- 1972 Chuck Boone, RICH
- 1975 Chal Port, CIT
- 1976 Tom Wall, FUR
- 1977 Monte Little, ECU
- 1978 Jack Cook, MAR
- 1979 Chal Port, CIT
- 1980 Charley Lodes, ETSU

\* later vacated

#SoConBB



*The Citadel's Richard Wieters was named the SoCon Player of the Year twice, in 1976 and 1977. The two-way player was an all-conference selection at first base and at pitcher in his career, leading the SoCon in batting in 1976 (.417) and in strikeouts (62) in 1975, when he was also a first-team Academic All-American.*



# YEARLY SOCON AWARDS



## SOUTHERN CONFERENCE SPORTS MEDIA ASSOCIATION (SCSMA) AWARDS



Furman outfielder Jabari Richards was named the SoCon Freshman of the Year in 2016 after leading the team in batting (.343), slugging (.627), home runs (10), triples (three) and stolen bases (10) despite missing a month of the season.



College of Charleston's Nick Chiggas is the only two-time SCSMA Pitcher of the Year. The Cougar right-hander was a second-team All-American in both 2006 and 2007, when he led the SoCon with 11 wins each season.

### SoCon Freshman of the Year

- 2002 Matt Lein, WOF
- 2003 Trent Weathers, CIT
- 2004 Danny Valencia, UNCG
- 2005 Steven Strausbaugh, WCU
- 2006 Steven Hensley, Elon
- 2007 Richard Jones, CIT
- 2008 Reese Wade, FUR
- 2009 Ross Heffley, WCU
- 2010 Will Muzika, FUR
- 2011 Daniel Aldrich, CofC
- 2012 Chase Griffin, GSU
- 2013 Benigno Marrero, UNCG
- 2014 Heath Quinn, SAM
- 2015 Austin Edens, SAM
- 2016 Jabari Richards, FUR
- 2017 Caleb Webster, 3B, UNCG
- 2018 Sam Strickland, LHP, SAM

### SoCon Coach of the Year

- 2002 Fred Jordan, CIT
- 2003 Tom Slater, VMI
- 2004 John Pawlowski, CofC
- 2005 John Pawlowski, CofC
- 2006 Mike Kennedy, Elon
- 2007 Todd Raleigh, WCU
- 2008 Mike Kennedy, Elon
- 2009 Mike Kennedy, Elon
- 2010 Fred Jordan, CIT
- 2011 Mike Gaski, UNCG\*
- 2012 Chris Pollard, APP
- 2013 Bobby Moranda, WCU
- 2014 Dick Cooke, DAV
- 2015 Craig Gibson, MER
- 2016 Link Jarrett, UNCG
- 2017 Craig Gibson, Mercer
- 2018 Link Jarrett, UNCG

### SoCon Championship MOP

#### Walt Nadzak Award

- 1984 Rusty Weaver, APP
- 1985 Mike Carson, WCU
- 1986 David Hyatt, WCU
- 1987 Clint Fairey, WCU
- 1988 Keith LeClair, WCU
- 1989 Paul Menhart, WCU
- 1990 Billy Baker, CIT
- 1991 Brent Williams, FUR
- 1992 Joey Cox, WCU
- 1993 Phillip Grundy, WCU
- 1994 Jermaine Shuler, CIT
- 1995 Donald Morillo, CIT
- 1996 Mark Hamlin, GSU
- 1997 JP Burwell, WCU
- 1998 Brian Rogers, CIT
- 1999 Rodney Hancock, CIT
- 2000 Matt Easterday, GSU
- 2001 Randy Corn, CIT
- 2002 Brett Lewis, GSU
- 2003 Brian Sigmon, WCU
- 2004 Jonathan Ellis, CIT
- 2005 Nick Hollstegge, FUR
- 2006 Nick Chiggas, CofC
- 2007 Jess Easterling, CofC
- 2007 Brandon Waring, WOF
- 2008 Cory Harrilchak, Elon
- 2009 Kyle Blackburn, GSU
- 2010 Justin Mackert, CIT
- 2011 Chris Beck, GSU
- 2012 Josh Martin, SAM
- 2013 Joe Jackson, CIT
- 2014 Jason Richman, GSU
- 2015 Eric Nyquist, MER
- 2016 Matt Smith, WCU
- 2017 Tripp Shelton, UNCG
- 2018 Brooks Carlson, SAM

\* later vacated

### SoCon Player of the Year

- 2002 Donovan Minero, WCU
- 2003 Lee Curtis, CofC
- 2004 Caleb Moore, ETSU
- 2005 Jay Heafner, DAV
- 2006 A.J. Davidiuk, FUR
- 2007 Kenny Smith, WCU
- 2008 Chris Shehan, GSU
- 2009 Joey Bergman, CofC
- 2010 Matt Leeds, CofC
- 2011 Victor Roache, GSU
- 2012 Marty Gantt, CofC
- 2013 Tyler White, WCU
- 2014 Casey Jones, Elon
- 2015 Kyle Lewis, MER
- 2016 Kyle Lewis, MER
- 2017 Bryson Bowman, WCU
- 2018 Andrew Mortiz, UNCG

### SoCon Pitcher of the Year

- 2002 Scooter Michael, UNCG
- 2003 Tom Mastny, FUR
- 2004 Ryan Johnson, CofC
- Jonathan Ellis, CIT
- 2005 Chris Mason, UNCG
- 2006 Nick Chiggas, CofC
- 2007 Nick Chiggas, CofC
- 2008 Steven Hensley, Elon
- 2009 Wes Wrenn, CIT
- 2010 Asher Wojciechowski, CIT
- 2011 John Brebbia, Elon
- 2012 Ryan Arrowood, APP
- 2013 Austin Pritchler, CIT
- 2014 Josh Wirsu, GSU
- 2015 James Reeves, CIT
- 2016 Will Gaddis, Furman
- Adam Wantz, UNCG
- 2017 JP Sears, The Citadel
- 2018 Matt Frisbee, UNCG



## Academic All-Americans

- 1971 John Campbell, Furman (INF), 2nd
- 1971 Doug Pounder, The Citadel (P), 1st
- 1975 Richard Wieters, The Citadel (1B), 1st
- 1977 Denny Standifer, Chattanooga (P), 2nd
- 1978 Al Diket, The Citadel (3B), 2nd
- 1979 Gary Robinette, ETSU (3B), 1st
- 1979 Mark Edward Austin, Chattanooga (INF), 2nd
- 1980 Melvin Williamson, The Citadel (C), 3rd
- 1980 John Porter, Davidson (OF), 1st
- 1980 Gary Robinette, ETSU (3B), 1st
- 1981 John Porter, Davidson (OF), 1st
- 1982 Marty Blair, The Citadel (2B), 1st
- 1983 Marty Blair, The Citadel (2B), 1st
- 1983 David Hill, Western Carolina (OF), 1st
- 1983 Greg Johnson, Western Carolina (C), 1st
- 1984 Jamie Harris, Appalachian State (2B), 1st
- 1984 David Mills, The Citadel (P), 2nd
- 1984 Mike Lamore, VMI (C), 3rd
- 1985 Mike Lamore, VMI (C), 2nd
- 1986 Randy Sullivan, The Citadel (C), 1st
- 1986 David Hyatt, Western Carolina (1B), 3rd
- 1992 Rodney Hennon, Western Carolina (2B), 1st
- 1992 Rob Goecker, Furman (SS), 2nd
- 1992 Jack Kimel, Western Carolina (P), 2nd
- 1993 Rodney Hennon, Western Carolina (2B), 2nd
- 1996 Nathan Shepperson, VMI (INF), 3rd
- 1998 Jody Pollock, Georgia Southern (2B), 3rd
- 1999 Joey Foxhall, College of Charleston (IF), 1st
- 1999 Brian Wiley, The Citadel (P), 2nd
- 1999 Travis Howell, College of Charleston (OF), 2nd
- 2000 Wes Self, Davidson (P), 2nd
- 2000 Ben Brown, Davidson (IF), 2nd
- 2001 Wes Self, Davidson (P), 3rd
- 2002 Ryan Schade, Western Carolina (SS), 1st
- 2002 Randy Corn, The Citadel (P), 1st
- 2002 Tim Friend, Davidson (OF), 3rd
- 2003 Jon Stallsmith, Furman (P), 1st
- 2004 David Dufour, Wofford (DH), 1st
- 2004 Gary Morris, Elon (2B), 3rd
- 2004 Phillip Coker, College of Charleston (C), 2nd
- 2004 Brett Anderson, College of Charleston (1B), 3rd
- 2005 Phillip Coker, College of Charleston (OF), 1st
- 2005 Brett Anderson, College of Charleston (DH), 1st
- 2006 Phillip Coker, College of Charleston (OF), 1st
- 2006 Patrick Currin, UNCG (P), 2nd
- 2007 Chris Swauger, The Citadel (OF), 3rd
- 2008 Chris Swauger, The Citadel (OF), 2nd
- 2009 Chris McGuiness, The Citadel (INF), 1st
- 2009 Sonny Meade, The Citadel (OF), 1st
- 2009 David Towarnicky, Appalachian State (INF), 3rd
- 2010 David Towarnicky, Appalachian State (1B), 1st
- 2011 Matt Leeds, College of Charleston (INF), 1st
- 2015 Matt Ramsay, Wofford (DH), 1st
- 2016 David Geary, VMI (IF), 3rd
- 2017 Andrew Moritz, UNCG (OF), 1st
- 2017 Charlie Madden, Mercer (C), 2nd
- 2017 Hunter Bening, Mercer (INF), 2nd
- 2018 Andrew Moritz, UNCG (OF), 2nd

## ABCA Gold Bat Award (National Player of the Year)

- 2016 Kyle Lewis, Mercer (OF)

## ABCA All-Americans

- 1947 Joe Landrum, Clemson (P), 1st
- 1947 Charles Teague, Wake Forest (2B), 1st
- 1947 Gene Hooks, Wake Forest (3B), 1st
- 1948 Emmett Cheek, North Carolina (C), 1st
- 1948 Rip Ryan, North Carolina (SS), 1st
- 1949 Charles Teague, Wake Forest (2B), 1st
- 1949 Gene Hooks, Wake Forest (3B), 1st
- 1950 Charles Teague, Wake Forest (2B), 1st
- 1951 Dick Groat, Duke (SS), 1st
- 1952 William Werber, Duke (1B), 1st
- 1952 Dick Groat, Duke (SS), 1st
- 1961 Edward Tekavec, West Virginia (3B), 2nd
- 1963 Bobby Stewart, Richmond (OF), 1st
- 1964 Bill Marovic, West Virginia (OF), 1st
- 1975 Mike Ramsey, Appalachian State (SS), 1st
- 1975 George Weicker, Davidson (DH), 1st
- 1977 Keith Ebersole, Western Carolina (1B), 3rd



**ETSU catcher Caleb Moore earned All-America honors in 2004 and 2005. Moore was named the SoCon Player of the Year in 2004 by both the league's coaches and media.**

- 1979 Randy Ingle, Appalachian State (SS), 1st
- 1982 Kirk Bailey, Appalachian State (P), 1st
- 1984 Pete Hardee, Appalachian State (P), 3rd
- 1987 Bill Masse, Davidson (OF), 2nd
- 1987 Clint Fairey, Western Carolina (1B), 3rd
- 1988 Darron Healey, Appalachian State (DH), 2nd
- 1990 Grant Brittain, Western Carolina (2B), 1st
- 1990 Anthony Jenkins, The Citadel (OF), 1st
- 1991 Kevin Bellomo, Western Carolina (OF), 2nd
- 1992 Todd Greene, Georgia Southern (OF), 1st
- 1993 Paul Thornton, Georgia Southern (P), 2nd
- 1993 Todd Greene, Georgia Southern (OF), 1st
- 1993 Phillip Grundy, Western Carolina (3B), 2nd
- 1994 Jason Beverlin, Western Carolina (P), 2nd
- 1995 Steve Wilson, Georgia Southern (C), 2nd
- 1997 Tod Lee, Georgia Southern (P), 2nd
- 2005 Chris Campbell, College of Charleston (2B), 1st
- 2005 Brett Gardner, College of Charleston (OF), 1st
- 2007 Michael Harrington, College of Charleston (OF), 2nd
- 2007 Nick Chiggas, College of Charleston (P), 2nd
- 2007 Ben Lasater, College of Charleston (INF), 2nd
- 2008 Chris Shehan, Georgia Southern (OF), 1st
- 2008 Jeremie Tice, College of Charleston (3B), 2nd
- 2008 Ty Wright, Georgia Southern (DH), 2nd
- 2009 Chase Austin, Elon (SS), 3rd
- 2009 Joey Bergman, College of Charleston (3B), 3rd
- 2010 Mac Doyle, Wofford (DH), 2nd
- 2010 Asher Wojciechowski, The Citadel (P), 3rd
- 2010 Matt Leeds, College of Charleston (3B), 3rd
- 2011 Victor Roache, Georgia Southern (OF), 1st
- 2011 Daniel Aldrich, College of Charleston (OF), 3rd
- 2012 Daniel Kassouf, Appalachian State (DH), 1st
- 2012 Marty Gantt, College of Charleston (OF), 2nd
- 2012 Brandon Miller, Samford (OF), 3rd
- 2013 C.K. Irby, Samford (DH), 1st
- 2014 Casey Jones, Elon (OF), 2nd
- 2016 Trey York, ETSU (2B), 1st
- 2016 Kyle Lewis, Mercer (OF), 1st
- 2016 Heath Quinn, Samford (OF), 2nd
- 2016 Ben Spitznagel, UNCG (2B), 3rd
- 2017 JP Sears, The Citadel (P), 3rd
- 2018 Andrew Moritz, Wofford (OF), 1st
- 2018 Matt Pita, VMI (OF), 3rd

## ABCA Gold Glove Team

- 2016 Kyle Lewis, Mercer (OF)

## ABCA All-Atlantic Region

- 1973 Mike Ramsey, Appalachian State (SS), 1st
- 1973 Steve Anspaugh, Appalachian State (P), 2nd
- 1974 Mike Ramsey, Appalachian State (SS), 1st
- 1974 Butch Dziadul, Appalachian State (3B), 3rd
- 1975 Mike Ramsey, Appalachian State (SS), 1st
- 1976 Randy Ingram, Appalachian State (3B), 2nd
- 1977 Keith Ebersole, Western Carolina (1B), 1st
- 1977 Jerry Reed, Western Carolina (P), 2nd
- 1977 Wayne Tolleson, Western Carolina (SS), 2nd
- 1977 Ron Brower, Appalachian State (1B), 3rd
- 1977 Chris Plemmons, Appalachian State (2B), 3rd
- 1977 Randy Ingram, Appalachian State (3B), 1st
- 1978 Wayne Tolleson, Western Carolina (SS), 1st
- 1978 Keith Ebersole, Western Carolina (1B), 2nd
- 1978 Joey Moffitt, Appalachian State (OF), 2nd
- 1978 Chris Plemmons, Appalachian State (2B), 2nd
- 1978 Randy Ingram, Appalachian State (3B), 1st
- 1978 Ron Brower, Appalachian State (1B), 2nd
- 1979 Randy Ingle, Appalachian State (SS), 1st
- 1980 Willie Carpenter, Western Carolina (OF), 1st
- 1980 Joey Moffitt, Appalachian State (OF), 2nd
- 1980 Mike Hobbs, Appalachian State (OF), 3rd
- 1981 Tom Sams, Appalachian State (2B), 2nd
- 1981 Robbie Peele, Appalachian State (OF), 3rd
- 1982 Kirk Bailey, Appalachian State (P), 1st
- 1983 Robbie Peele, Appalachian State (OF), 3rd
- 1984 Pete Hardee, Appalachian State (P), 1st
- 1984 Tony Welborn, Appalachian State (OF), 3rd
- 1986 Eddy Hallemann, Furman (OF), 1st
- 1986 Pat Riley, Western Carolina (C), 2nd
- 1986 Lenny Stratton, Appalachian State (P), 1st
- 1987 Clint Fairey, Western Carolina (1B), 1st
- 1988 Darron Healey, Appalachian State (DH), 1st
- 1989 Clint Fairey, Western Carolina (1B), 1st
- 1989 Garrett Hinshaw, Appalachian State (OF), 1st
- 1990 Grant Brittain, Western Carolina (2B), 1st
- 1990 Ken Britt, The Citadel (P), 1st
- 1990 Anthony Jenkins, The Citadel (OF), 1st
- 1991 Kevin Bellomo, Western Carolina (OF), 1st
- 1991 Will Ertel, Furman (P), 1st
- 1991 Phillip Grundy, Western Carolina (3B), 2nd
- 1991 Matt Raleigh, Western Carolina (SS), 2nd
- 1992 Joey Cox, Western Carolina (OF), 1st
- 1992 Todd Greene, Georgia Southern (OF), 1st
- 1992 Matt Raleigh, Western Carolina (SS), 1st
- 1992 Dan Kyslinger, Western Carolina (P), 2nd
- 1992 Gettys Glaze, The Citadel (P), 1st
- 1993 Phillip Grundy, Western Carolina (3B), 1st
- 1993 Jason Beverlin, Western Carolina (P), 2nd
- 1993 Paul Thornton, Georgia Southern (P), 1st
- 1993 Todd Greene, Georgia Southern (OF), 1st
- 1994 Jason Beverlin, Western Carolina (P), 1st
- 1994 Mike Manning, Western Carolina (P), 2nd
- 1994 Mike Tidick, Western Carolina (OF), 2nd
- 1994 Matt Wilson, Georgia Southern (2B), 2nd
- 1995 Jody Henson, Western Carolina (OF), 1st
- 1995 Steve Wilson, Georgia Southern (C), 1st
- 1995 Donald Morillo, The Citadel (P), 1st
- 1995 Britt Reames, The Citadel (P), 1st
- 1995 Garrick Haltiwanger, The Citadel (OF), 1st
- 1996 Tod Lee, Georgia Southern (P), 1st
- 1996 Tommy Peterman, Georgia Southern (1B), 1st
- 1996 Julio Ayala, Georgia Southern (P), 2nd
- 1996 Alex Tolbert, Western Carolina (1B), 2nd
- 1996 Antoine Moran, Georgia Southern (OF), 2nd
- 1997 Tod Lee, Georgia Southern (P), 1st
- 1997 Alex Tolbert, Western Carolina (1B), 1st
- 1997 Ryan Butler, The Citadel (1B), 2nd
- 1997 Jeremy Bruce, Western Carolina (3B), 2nd
- 1997 J.P. Burwell, Western Carolina (C), 2nd
- 1997 Steve Watson, Georgia Southern (DH), 2nd
- 1998 Mike DeSimone, Davidson (DH), 2nd
- 1999 Jody Pollock, Georgia Southern (2B), 2nd
- 2002 Brett Spivey, College of Charleston (OF), 2nd
- 2004 Jared Greenwood, Western Carolina (1B), 1st
- 2004 Gary Morris, Elon (2B), 2nd
- 2005 Chris Campbell, College of Charleston (2B), 1st
- 2005 Brett Gardner, College of Charleston (OF), 1st
- 2005 James Payne, Georgia Southern (OF), 2nd
- 2005 Steven Strausbaugh, Western Carolina (OF), 2nd
- 2005 Brett Harker, College of Charleston (RP), 2nd



# REGIONAL/NATIONAL AWARDS



- 2006 Robert Rodebaugh, Elon, 1st
- 2006 A.J. Davidiuk, Furman, 1st
- 2006 Steven Strausbaugh, Western Carolina, 1st
- 2006 Nick Chigges, College of Charleston, 1st
- 2006 Brandon Waring (3B), Wofford, 1st
- 2007 Michael Harrington, College of Charleston (OF), 1st
- 2007 Nick Chigges, College of Charleston (P), 1st
- 2007 Kenny Smith, Western Carolina (2B), 2nd
- 2007 Ben Lasater, College of Charleston (3B), 2nd
- 2007 Rob Wilson, Davidson (DH), 2nd
- 2008 Jeremie Tice, College of Charleston (3B), 1st
- 2008 Chris Shehan, Georgia Southern (OF), 1st
- 2008 Ty Wright, Georgia Southern (DH/Utility), 1st
- 2008 Cory Harrilchak, Elon (OF), 2nd
- 2008 Steven Hensley, Elon (P), 2nd
- 2009 Richard Jones, The Citadel (C), 1st
- 2009 Joey Bergman, College of Charleston (3B), 1st
- 2009 Chase Austin, Elon (SS), 1st
- 2009 Pat Irvine, Elon (OF), 1st
- 2009 Griffin Benedict, Georgia Southern (C), 2nd
- 2009 Brandon Sizemore, College of Charleston (2B), 2nd
- 2009 Isaac Harrow, Appalachian State (3B), 2nd
- 2009 Brent Greer, Western Carolina (SS), 2nd
- 2009 Chris Mederos, Georgia Southern (SP), 2nd
- 2009 Zach Quate, Appalachian State (RP), 2nd
- 2010 Matt Leeds, College of Charleston (3B), 1st
- 2010 Mac Doyle, Wofford (DH), 1st
- 2010 Asher Wojciechowski, The Citadel (SP), 1st
- 2010 Kyle Blackburn, Georgia Southern (1B), 2nd
- 2010 Wes Hobson, Appalachian State (2B), 2nd
- 2010 Chris Patterson, Appalachian State (RP), 2nd
- 2011 Daniel Aldrich, College of Charleston (OF), 1st
- 2011 Victor Roache, Georgia Southern (OF), 1st
- 2011 Ross Heffley, Western Carolina (2B), 2nd
- 2011 Matt Leeds, College of Charleston (3B), 2nd
- 2011 Matt Murray, Georgia Southern (RP), 2nd
- 2012 Marty Gantt, College of Charleston (OF), 1st
- 2012 Daniel Kassouf, Appalachian State (DH), 1st
- 2012 Ross Heffley, Western Carolina (2B), 2nd
- 2012 Eric Phillips, Georgia Southern (3B), 2nd
- 2012 Will Callaway, Appalachian State (SS), 2nd
- 2012 Tyler Tewell, Appalachian State (OF), 2nd
- 2012 Ryan Arrowood, Appalachian State (SP), 2nd
- 2012 Christian Powell, College of Charleston (SP), 2nd
- 2013 Ryan Kinsella, Elon (1B), 1st
- 2013 Joe Jackson, The Citadel (C), 2nd

- 2013 Hector Crespo, Appalachian State (2B), 2nd
- 2013 Tyler White, Western Carolina (3B), 2nd
- 2013 Aaron Attaway, Western Carolina (SS), 2nd
- 2013 Christian Wolfe, UNCG (OF), 2nd
- 2014 Forrest Brandt, Davidson (OF), 1st
- 2014 Casey Jones, Elon (OF), 1st
- 2014 Adam Martin, Western Carolina (C), 1st
- 2014 Jacob Hoyle, Western Carolina (1B), 2nd
- 2014 Bradley Strong, Western Carolina (2B), 2nd
- 2015 Connor Walsh, The Citadel (OF), 2nd
- 2016 Ben Spitznagel, UNCG (2B), 1st
- 2016 Bryson Bowman, Western Carolina (OF), 1st
- 2016 Matt Smith, Western Carolina (1B), 2nd
- 2016 L.J. Kalawaia, UNCG (OF), 2nd
- 2016 Dillon Stewart, UNCG (DH), 2nd
- 2016 Will Gaddis, Furman (SP), 2nd
- 2017 Bryson Bowman, Western Carolina (OF), 1st
- 2017 Will Gaddis, Furman (P), 1st
- 2017 JP Sears, The Citadel (P), 1st
- 2018 Matt Frisbee, UNCG (P), 1st
- 2018 Andrew Moritz, UNCG (OF), 1st

### ABCA All-South Region

- 2012 Josh Martin, Samford (SP), 1st
- 2012 Brandon Miller, Samford (OF), 1st
- 2013 C.K. Irby, Samford (DH), 1st
- 2013 Christiaan Durdaller, Samford (OF), 1st
- 2015 Trey York, ETSU (2B), 2nd
- 2015 Kyle Lewis, Mercer (OF), 2nd
- 2015 Austin Edens, Samford (DH), 2nd
- 2016 Hagen Owenby, ETSU (C), 1st
- 2016 Trey York, ETSU (2B), 1st
- 2016 Kyle Lewis, Mercer (OF), 1st
- 2017 Hagen Owenby, ETSU (C), 1st

### ABCA All-South Central Region

- 2016 Heath Quinn, Samford (OF), 1st
- 2016 Austin Edens, Samford (DH), 1st

### ABCA Atlantic Region Coach of the Year

- 1987 Jack Leggett, Western Carolina

### ABCA Hall of Fame

- 1966 Jack Coombs, Duke
- 1966 Bunn Hearn, North Carolina
- 1967 C.R. "Dudy" Noble, Mississippi State

- 1971 G.F. "Red" Laird, Virginia Tech
- 1971 Malcolm Pitt, Richmond
- 1975 Steve Harrick, West Virginia
- 1978 Walter Rabb, North Carolina
- 1988 Jack Stallings, Georgia Southern
- 1996 Chal Port, The Citadel
- 2014 Jack Leggett, Western Carolina

### NCBWA District IV Player of the Year

- 2012 Daniel Kassouf, Appalachian State (DH)

### Baseball America College Player of the Year

- 2016 Kyle Lewis, Mercer (OF)

### Baseball America All-Americans

- 1983 Mike Cherry, The Citadel (P), 1st
- 1984 Pete Hardee, Appalachian State (P), 3rd
- 1988 Darron Healey, Appalachian State (DH), 2nd
- 1993 Todd Greene, Georgia Southern (OF), 3rd
- 1994 Jason Beverlin, Western Carolina (P), 2nd
- 1996 Julio Ayala, Georgia Southern (P), 3rd
- 2005 Chris Campbell, College of Charleston (2B), 2nd
- 2005 Brett Gardner, College of Charleston (OF), 3rd
- 2007 Brandon Waring, Wofford (3B), 2nd
- 2008 Chris Shehan, Georgia Southern (OF), 1st
- 2010 Asher Wojciechowski, The Citadel (SP), 3rd
- 2011 Victor Roache, Georgia Southern (OF), 1st
- 2011 Matt Leeds, College of Charleston (3B), 3rd
- 2011 Daniel Aldrich, College of Charleston (OF), 3rd
- 2012 Brandon Miller, Samford (OF), 2nd
- 2013 Ryan Kinsella, Elon (1B), 2nd
- 2013 Phillip Ervin, Samford (OF), 2nd
- 2013 C.K. Irby, Samford (UT), 3rd
- 2016 Kyle Lewis, Mercer (OF), 1st
- 2016 Heath Quinn, Samford (OF), 2nd
- 2017 JP Sears, The Citadel (SP), 3rd
- 2018 Andrew Moritz, UNCG (OF), 3rd
- 2018 Robert Broom, Mercer (RP), 3rd

### Baseball America Freshman All-Americans

- 1994 Tommy Peterman, Georgia Southern (DH), 1st
- 1996 David Noyce, Furman (P), 2nd
- 1997 Rodney Hancock, The Citadel (UT/P), 2nd
- 2000 Ryan Gordon, UNCG (UT), 2nd
- 2004 Chris Campbell, College of Charleston (2B), 1st
- 2005 Steven Strausbaugh, Western Carolina (OF), 1st
- 2009 Ross Heffley, Western Carolina (2B), 2nd
- 2011 Daniel Aldrich, College of Charleston (OF), 1st
- 2011 Phillip Ervin, Samford (OF), 2nd
- 2012 Chase Griffin, Georgia Southern (C), 2nd
- 2013 Carl Wise, College of Charleston (1B), 2nd
- 2014 Heath Quinn, Samford (OF), 1st
- 2015 Austin Edens, Samford (1B), 1st
- 2018 Le Bassett, Mercer (DH), 2nd
- 2018 Samuel Strickland, Samford (SP), 2nd

### Collegiate Baseball/Louisville Slugger All-America

- 1975 Mike Ramsey, Appalachian State (SS), 1st
- 1984 Pete Hardee, Appalachian State (P), 3rd
- 1992 Matt Raleigh, Western Carolina (SS), 2nd
- 1992 Todd Greene, Georgia Southern (OF), 3rd
- 1993 Paul Thornton, Georgia Southern (P), 1st
- 1993 Todd Greene, Georgia Southern (OF), 2nd
- 1994 Jason Beverlin, Western Carolina (P), 3rd
- 1995 William Rushing, Georgia Southern (P), 3rd
- 1996 Tod Lee, Georgia Southern (P), 2nd
- 1996 Tommy Peterman, Georgia Southern (1B), 3rd
- 1997 Tod Lee, Georgia Southern (P), 2nd
- 1999 Brian Wiley, The Citadel (P), 3rd
- 1999 Billy Colome, College of Charleston (2B), 3rd
- 1999 Chris Moore, Western Carolina (SS), 3rd
- 1999 Rodney Hancock, The Citadel (UT), 3rd
- 2000 Matt Easterday, Georgia Southern (2B), 1st
- 2000 Philip Hartig, The Citadel (1B), 2nd
- 2001 Randy Corn, The Citadel (P), 2nd
- 2001 Philip Hartig, The Citadel (1B), 3rd
- 2002 Scooter Michael, UNCG (P), 3rd
- 2002 Lee Curtis, College of Charleston (3B), 2nd
- 2002 Randy Corn, The Citadel (P), 3rd
- 2003 Ryan Gordon, UNCG (DH), 1st
- 2003 Lee Curtis, College of Charleston (2B), 2nd
- 2003 Tom Mastny, Furman (P), 3rd



Samford's C.K. Irby was a Freshman All-American in 2011 and earned All-America honors in 2013.



**Mercer outfielder Kyle Lewis had a season for the ages in 2016, earning consensus first-team All-America honors, winning the Golden Spikes Award and being named the national player of the year by Baseball America, the ABCA and the College Home Run Derby.**

- 2004 Caleb Moore, ETSU (C), 2nd
- 2004 Ryan Johnson, College of Charleston (RHP), 3rd
- 2004 Chip Cannon, The Citadel (1B), 3rd
- 2005 D.J. Wabick, College of Charleston (C), 3rd
- 2005 Brett Harker, College of Charleston (RP), 3rd
- 2005 Chris Campbell, College of Charleston (2B), 3rd
- 2005 Jay Heafner, Davidson (3B), 3rd
- 2006 Nick Chigges, College of Charleston (SP), 2nd
- 2007 Brandon Waring, Wofford (3B), 1st
- 2007 Kenny Smith, Western Carolina (2B), 2nd
- 2007 Nick Chigges, College of Charleston (SP), 3rd
- 2007 David Rubinstein, Appalachian State (OF), 3rd
- 2008 Jeremie Tice, College of Charleston (3B), 1st
- 2008 Steven Hensley, Elon (P), 3rd
- 2008 Michael Harrington, College of Charleston (1B), 3rd
- 2008 Brandon Sizemore, College of Charleston (2B), 3rd
- 2009 Richard Jones, The Citadel (C), 2nd
- 2009 Joey Bergman, College of Charleston (3B), 3rd
- 2010 Asher Wojciechowski, The Citadel (SP), 2nd
- 2011 Victor Roache, Georgia Southern (OF), 1st
- 2011 Ross Heffley, Western Carolina (2B), 1st
- 2011 Daniel Aldrich, College of Charleston (OF), 2nd
- 2011 Matt Leeds, College of Charleston (3B), 3rd
- 2012 Brandon Miller, Samford (OF), 2nd
- 2012 Josh Martin, Samford (SP), 3rd
- 2012 Marty Gantt, College of Charleston (OF), 3rd
- 2013 Joe Jackson, The Citadel (C), 3rd
- 2013 Ryan Kinsella, Elon (1B), 3rd
- 2013 Tyler White, Western Carolina (3B), 3rd
- 2013 Christian Wolfe, UNCG (OF), 3rd
- 2014 Casey Jones, Elon (OF), 2nd
- 2014 Bradley Strong, Western Carolina (2B), 3rd
- 2015 Kyle Lewis, Mercer (OF), 2nd
- 2015 Conor Clancey, Wofford (1B), 2nd
- 2015 James Reeves, The Citadel (SP), 3rd
- 2015 Matt Winn, VMI (C), 3rd
- 2016 Trey York, ETSU (2B), 1st
- 2016 Kyle Lewis, Mercer (OF), 1st
- 2016 Hagen Owenby, ETSU (C), 2nd
- 2016 Heath Quinn, Samford (OF), 3rd
- 2017 JP Sears, The Citadel, (LHP), 2nd
- 2017 Bryson Bowman, Western Carolina (OF), 3rd
- 2018 Matt Frisbee, UNCG (RHP), 2nd

### Collegiate Baseball/Louisville Slugger Freshman Player of The Year

- 2011 Daniel Aldrich, College of Charleston (OF)

### Collegiate Baseball/Louisville Slugger Freshman All-America

- 1995 Tod Lee, Georgia Southern (P)
- 1996 David Noyce, Furman (P)
- 1996 Chris Moore, Western Carolina (3B)
- 1996 Steve Walson, Georgia Southern (DH), HM
- 1997 Rodney Hancock, The Citadel (OF)
- 1997 Jody Jenkins, ETSU (C), HM
- 1998 Philip Hartig, The Citadel (1B)
- 1998 Ted Toler, UNCG (P), HM
- 1998 Stephen Crater, Appalachian State (C), HM
- 1999 Brett Lewis, Georgia Southern (P)
- 2000 Ryan Gordon, UNCG (UT)
- 2001 Scooter Michael, UNCG (P), HM
- 2001 Derek Norman, Furman (3B), HM
- 2001 Jasha Balcom, College of Charleston (OF), HM
- 2001 Wes Self, Davidson (P)
- 2002 Matt Lein, Wofford (3B)
- 2002 Brett Anderson, College of Charleston (OF), HM
- 2002 Michael Giroud, ETSU (3B), HM
- 2003 John Carroll, Georgia Southern (P)
- 2003 Chris Mason, UNCG (P)
- 2003 Kelly Sweppenhiser, VMI (3B)
- 2004 Nick Chigges, College of Charleston (RHP)
- 2004 Chris Campbell, College of Charleston (2B)
- 2005 Danny Meszaros, College of Charleston (RP)
- 2005 Steven Strausbaugh, Western Carolina (OF)
- 2006 Steven Hensley, Elon (SP)
- 2006 J.D. Melton, Wofford (RP)
- 2006 Matt Miller, Georgia Southern (OF)
- 2007 Russ Tomlinson, College of Charleston (SP)
- 2007 Richard Jones, The Citadel (C/DH)
- 2007 Michael Gilmartin, Wofford (2B)
- 2008 Thomas Girdwood, Elon (RP)
- 2008 Jake Williams, Wofford (OF)
- 2008 Reese Wade, Furman (OF)
- 2009 David Peterson, College of Charleston (SP)
- 2009 Ross Heffley, Western Carolina (OF)
- 2010 Lex Rutledge, Samford (RP)

- 2010 Will Muzika, Furman (2B)
- 2010 Andrew Barna, Davidson (3B)
- 2011 C.K. Irby, Samford (RP)
- 2011 Sebastian Gomez, Elon (2B)
- 2011 Daniel Aldrich, College of Charleston (OF)
- 2011 Forrest Brandt, Davidson (OF)
- 2011 Phillip Ervin, Samford (OF)
- 2012 Jamie Nunn, Appalachian State (SP)
- 2012 Elliott Warford, Furman (RP)
- 2012 Chase Griffin, Georgia Southern (C)
- 2012 Jacob Hoyle, Western Carolina (DH)
- 2013 Jaylin Davis, Appalachian State (OF)
- 2013 Skylar Hunter, The Citadel (RP)
- 2014 Garrett Chapman, Georgia Southern (3B)
- 2014 Ryan Cleveland, Georgia Southern (1B)
- 2014 T.J. Dixon, Samford (OF)
- 2014 Heath Quinn, Samford (OF)
- 2014 Bryan Sammons, Western Carolina (SP)
- 2015 Hagen Owenby, ETSU (C)
- 2015 Trey Truitt, Mercer (OF)
- 2015 Austin Edens, Samford (DH)
- 2016 Conard Broom, Mercer (RP)
- 2016 Cesar Trejo, UNCG (SS)
- 2016 Jabari Richards, Furman (OF)
- 2016 Andrew Moritz, UNCG (OF)
- 2017 Zach Graveno, Mercer (RP)
- 2017 Caleb Webster, UNCG (3B)
- 2017 Taylor Garris, Samford (3B)
- 2018 Ben Anderson, Furman (OF)
- 2018 Le Bassett, Mercer (DH)
- 2018 RJ Yeager, Mercer (SS)
- 2018 Samuel Strickland, Samford (SP)
- 2018 Justice Bigbie, Western Carolina (OF)
- 2018 Collin Davis, Wofford (OF)

### Collegiate Baseball/Louisville Slugger Player of the Week

- 1996 Tommy Peterman, Georgia Southern (1B), 4/15
- 1997 Gus Quattlebaum, Davidson (OF), 2/17
- 1997 Michael Holder, Georgia Southern (C), 3/3
- 1997 Curt Beerman, The Citadel (OF), 3/25
- 1999 Rodney Hancock, The Citadel (P), 5/17
- 1999 Rodney Hancock, The Citadel (P), 5/24
- 2001 Wes Self, Davidson (P), 2/18
- 2002 T.A. Fulmer, The Citadel (P), 4/2
- 2002 Lee Curtis, College of Charleston (3B), 5/13
- 2005 Chris Mason, UNCG (P), 3/28
- 2006 Blake Murphy, Western Carolina (C), 3/27
- 2006 Jonathan Greene, Western Carolina (3B), 5/22
- 2007 Brandon Waring, Wofford (3B), 2/19
- 2007 Blake Murphy, Western Carolina (C), 5/14
- 2007 Brandon Waring, Wofford (3B), 5/28
- 2008 Chris Shehan, Georgia Southern (OF), 3/17
- 2008 Michael Harrington, College of Charleston (1B), 5/12
- 2008 Jeremie Tice, College of Charleston (3B), 5/19
- 2009 Drew Gadaire, Davidson (OF), 4/15
- 2009 Dallas Tarleton, Elon (C), 4/29
- 2010 Jimmy Reyes, Elon (SP), 3/29
- 2011 Victor Roache, Georgia Southern (OF), 4/4
- 2011 Victor Roache, Georgia Southern (OF), 4/18
- 2012 Chris Beck, Georgia Southern (SP), 4/2
- 2012 Henry Sisson, Davidson (SP), 4/16
- 2012 Saxon Butler, Samford (1B), 4/30
- 2013 Jeremy Null, Western Carolina (SP), 2/18
- 2013 Tyler Griffin, The Citadel (OF), 2/25
- 2013 Brandon Murray, Col. of Charleston (OF), 4/15
- 2013 Jeremy Null, Western Carolina (SP), 4/22
- 2014 Jeremy Null, Western Carolina (SP), 2/17
- 2015 James Reeves, The Citadel (SP), 2/16
- 2015 Trey York, ETSU (2B), 2/16
- 2015 James Reeves, The Citadel (SP), 4/6
- 2015 Thomas Stallings, VMI (1B), 4/6
- 2015 Austin Edens, Samford (DH), 4/20
- 2015 Kyle Lewis, Mercer (OF), 5/4
- 2015 Connor Walsh, The Citadel (OF), 5/11
- 2016 Heath Quinn, Samford (OF), 2/22
- 2016 JP Sears, The Citadel (LHP), 2/22
- 2016 Peyton Maddox, VMI (C), 3/14
- 2016 JP Sears, The Citadel (LHP), 3/28
- 2016 Andrew Wantz, UNCG (RHP), 4/4
- 2016 Kramer Ferrell, Western Carolina (OF), 4/11
- 2016 L.J. Kalawaia, UNCG (OF), 4/18



# REGIONAL/NATIONAL AWARDS



- 2016 Alex Lee, Samford (1B), 4/25
- 2016 Hagen Owenby, ETSU (C), 5/2
- 2017 Adam Scott, Wofford (LHP), 3/6
- 2017 JP Sears, The Citadel (LHP), 3/27
- 2017 Josh Winder, VMI (RHP), 4/3
- 2017 Bryan Sammons, Western Carolina (LHP), 4/3
- 2017 Tyler Tharp, VMI (OF), 5/8
- 2017 JP Sears, The Citadel (LHP), 5/8
- 2018 Matt Pita, VMI (OF) 3/5
- 2018 Adam Scott, Wofford (LHP) 3/5
- 2018 Adam Scott, Wofford (LHP), 4/30
- 2018 Jack Maynard, UNCG (SP), 3/12
- 2018 Cesar Trejo, UNCG (OF), 3/12
- 2018 Trey Truitt, Mercer (OF), 3/19
- 2018 Jared Mihalik, Furman (IF/OF), 4/9
- 2018 Spencer Holcomb, Western Carolina (C), 5/14

### D1 Baseball All-America Team

- 2016 Kyle Lewis, Mercer (OF), 1st
- 2016 Heath Quinn, Samford (2nd)
- 2017 JP Sears, The Citadel (P), 3rd
- 2018 Robert Broom, Mercer (P), 3rd

### D1 Baseball Freshman All-America Team

- 2015 Austin Edens, Samford (DH), 2nd
- 2016 Cesar Trejo, UNCG (SS), 2nd
- 2018 Samuel Strickland, Samford (SP), 1st

### Golden Spikes Award


- 2016 Kyle Lewis, Mercer (OF)

### National College Baseball Hall of Fame

- 2010 Charles Teague, Wake Forest
- 2011 Dick Groat, Duke

### NCBWA All-America Team

- 1993 Todd Greene, Georgia Southern (OF), 1st
- 1994 Jason Beverlin, Western Carolina (P), 2nd
- 1994 Kevin Hallman, Georgia Southern (3B), 3rd
- 1995 William Rushing, Georgia Southern (P), 3rd
- 1995 Steve Wilson, Georgia Southern (C), 3rd
- 1995 Donald Morril, The Citadel (P), HM
- 1995 Chris Pollard, Davidson (P), HM
- 1996 Tommy Peterman, Georgia Southern (1B), 1st
- 1996 Julio Ayala, Georgia Southern (P), 3rd
- 1996 Tod Lee, Georgia Southern (P), HM
- 1996 Steve Wilson, Georgia Southern (C), HM
- 1997 Tod Lee, Georgia Southern (P), 2nd
- 2002 Randy Corn, The Citadel (P), 2nd
- 2002 Lee Curtis, College of Charleston (3B), 3rd
- 2002 Scooter Michael, UNCG (P), 3rd
- 2003 Tom Mastny, Furman (P), 2nd
- 2003 Lee Curtis, College of Charleston (2B), 3rd
- 2004 Byron Barber, College of Charleston (OF), 2nd
- 2004 Caleb Moore, ETSU (C), 3rd
- 2005 Chris Campbell, College of Charleston (2B), 2nd
- 2005 Caleb Moore, ETSU (C), 2nd
- 2006 Nick Chigges, College of Charleston (SP), 2nd
- 2007 Nick Chigges, College of Charleston (SP), 3rd
- 2008 Chris Shehan, Georgia Southern (OF), 1st
- 2008 Jeremie Tice, College of Charleston (3B), 2nd
- 2009 Brandon Sizemore, College of Charleston (2B), 3rd
- 2010 Asher Wojciechowski, The Citadel (SP), 2nd
- 2011 Ross Heffley, Western Carolina (2B), 1st
- 2011 Matt Leeds, College of Charleston (3B), 1st
- 2011 Victor Roache, Georgia Southern (OF), 1st
- 2011 Daniel Aldrich, College of Charleston (OF), 1st
- 2012 Daniel Kassouf, Appalachian State (DH), 1st
- 2012 Brandon Miller, Samford (OF), 2nd
- 2013 Christian Wolfe, UNCG (OF), 2nd
- 2013 Joe Jackson, The Citadel (C), 3rd
- 2013 Ryan Kinsella, Elon (1B), 3rd
- 2013 Tyler White, Western Carolina (3B), 3rd
- 2014 Casey Jones, Elon (OF), 3rd
- 2015 Kyle Lewis, Mercer (OF), 2nd
- 2016 Kyle Lewis, Mercer (OF), 1st
- 2016 Heath Quinn, Samford (OF), 2nd
- 2016 Austin Edens, Samford (DH), 2nd
- 2016 Bryson Bowman, Western Carolina (OF), 3rd
- 2017 Bryson Bowman, Western Carolina (OF), 3rd
- 2017 JP Sears, The Citadel (SP), 3rd
- 2018 Robert Broom, Mercer (P), 2nd



*Duke's Dick Groat is in the Southern Conference Hall of Fame for both basketball and baseball. Groat helped the Blue Devils to the College World Series in 1952 and was the National League MVP for the Pittsburgh Pirates in 1960. He was inducted into the National College Baseball Hall of Fame in 2011. As a collegiate basketball player, he was a two-time All-American and named the national player of the year by the Helms Foundation in 1952.*

- 2018 Andrew Moritz, Wofford (OF), 3rd

### NCBWA Freshman Player of the Year

- 2011 Daniel Aldrich, College of Charleston (OF), 1st

### NCBWA Freshman All-America Team

- 2008 Jake Williams, Wofford (OF), 2nd
- 2008 Thomas Girdwood, Elon (RP), 2nd
- 2011 Daniel Aldrich, College of Charleston (OF), 1st
- 2011 Phillip Ervin, Samford (OF), 2nd
- 2012 Chase Griffin, Georgia Southern (C), 1st
- 2013 Carl Wise, College of Charleston (IF), 2nd
- 2014 Heath Quinn, Samford (OF), 1st
- 2014 Garrett Chapman, Georgia Southern (3B), 2nd
- 2015 Austin Edens, Samford (DH), 2nd
- 2017 Caleb Webster, UNCG (3B), 1st
- 2018 Le Bassett, Mercer (DH), 2nd
- 2018 RJ Yeager, Mercer (SS), 2nd
- 2018 Samuel Strickland, Samford (LHP), 1st
- 2018 Collin Davis, Wofford (OF), 2nd
- 2018 Ben Anderson, Furman (OF), 2nd

### NCBWA National Player of the Week

- 2002 Ryan Schade, Western Carolina (SS), 2/19
- 2002 Matt Hamer, The Citadel (P), 3/12
- 2003 Matt Lauderdale, College of Charleston (C), 4/15
- 2005 Grant Rembert, Elon (OF), 2/8
- 2006 Chris Swauger, The Citadel (OF), 2/21
- 2006 Trey McDaniel, Western Carolina (1B), 3/28
- 2006 Case Cassidy, Furman (1B), 4/25
- 2008 Ty Wright, Georgia Southern (OF), 4/29
- 2008 Jeremie Tice, College of Charleston (3B), 5/20
- 2011 Saxon Butler, Samford (1B), 3/21
- 2011 Victor Roache, Georgia Southern (OF), 4/5
- 2012 Ryan Arrowood, Appalachian State (SP), 2/28
- 2012 Alex Swim, Elon (C), 4/3
- 2012 Henry Sisson, Davidson (SP), 4/17
- 2013 C.K. Irby, Samford (DH), 3/26
- 2014 Jeremy Null, Western Carolina (SP), 2/18
- 2015 James Reeves, The Citadel (SP), 4/7
- 2016 Andrew Wantz, UNCG (P), 4/5

### Perfect Game/Rawlings All-America Team

- 2018 Robert Broom, Mercer (RHP), 3rd
- 2018 Andrew Moritz, (OF), 3rd

### USA Today/Baseball Weekly All-America Team

- 2000 Chris Morris, The Citadel (OF), 1st

### CollegeBaseballInsider.com All-America Team

- 2003 Tom Mastny, Furman (P), 1st
- 2003 Lee Curtis, College of Charleston (2B), 2nd
- 2004 Jonathan Ellis (P), Citadel, 2nd
- 2004 Byron Barber, College of Charleston (OF), HM
- 2004 Brett Gardner, College of Charleston (OF), HM
- 2004 Ryan Johnson, College of Charleston (P), HM

### USA Today/Baseball Weekly Freshman All-America Team

- 2000 Ryan Gordon, UNCG (UT), 2nd

### Sporting News Coach of the Year

- 1990 Chal Port, The Citadel

### NCAA All-College World Series

- (Current schools only)
- 1990 Anthony Jenkins, The Citadel (OF)
- 1990 Jason Rychlik, The Citadel (OF)

### NCAA Regional MVP

- 1990 Atlantic Regional
- Anthony Jenkins, The Citadel (OF)
- 2006 Lexington Regional
- Alex Garabedian, College of Charleston (C)

### College Home Run Derby Champion

- 2011 Daniel Aldrich, College of Charleston, R-Fr., OF
- 2016 Hagen Owenby, ETSU, So., C

### College Home Run Derby Player of the Year

- 2016 Kyle Lewis, Mercer (OF)

## .400 CLUB

.477, Randy Ingle (APP), 1979  
 .474, Bill White (CIT), 1982  
 .462, Darron Healey (APP), 1988  
 .455, Caleb Moore (ETSU), 2004  
 .452, Joey Bergman (COFC), 2009  
 .450, Joey Moffitt (APP), 1978  
 .448, George Weicker (DAV), 1975  
 .448, Jay Heafner (DAV), 2005  
 .447, Brett Gardner (COFC), 2005  
 .446, Greg Weddle (VMI), 1986  
 .440, Matt Easterday (GSU), 2000  
 .438, Chris Shehan (GSU), 2008  
 .436, Greg Hill (MAR), 1983  
 .435, Kevin Bellomo (WCU), 1991  
 .432, Jimmy Powell (FUR), 1941  
 .432, Buzzy West (DAV), 1955  
 .430, Billy Masse (DAV), 1985  
 .430, Eddy Halleman (FUR), 1986  
 .429, Gordon Slade (DAV), 1968  
 .429, Tim Jones (CIT), 1985  
 .428, Chip Cook (MAR), 1985  
 .428, Grant Brittain (WCU), 1990  
 .428, Andrew Moritz (UNCG), 2018  
 .427, Randy Ingram (APP), 1978  
 .427, Jason Nixon (MAR), 1989  
 .426, Paul Popovich (WVU), 1960  
 .426, Benny Bienkowski (FUR), 1962  
 .426, Scott Waugh (APP), 1990  
 .425, Lee Glaze (CIT), 1986  
 .425, Clint Fairey (WCU), 1986  
 .425, Chris Behne (APP), 2000

.424, Phil Hubbard (VMI), 1982  
 .424, Alex Tolbert (WCU), 1996  
 .423, Keith Ebersole (WCU), 1977  
 .423, Robbie Peele (APP), 1981  
 .423, Keith LeClair (WCU), 1988  
 .423, Brett Spivey (COFC), 2002  
 .422, Sam Pickens (FUR), 1962  
 .422, Isaac Harrow (APP), 2009  
 .422, Isaac Harrow (APP), 2009  
 .421, Christian Wolfe (UNCG), 2013  
 .420, Mike Knox (CIT), 1982  
 .420, Bill Swails (CIT), 1989  
 .420, Brent Greer (WCU), 2009  
 .419, Billy Morris (DAV), 1956  
 .419, Phil Chewning (FUR), 1960  
 .419, Steve Meredith (ETSU), 1988  
 .419, Ross Heffley (WCU), 2011  
 .418, Tony Martin (ETSU), 1983  
 .418, Casey Jones (Elon), 2014  
 .417, Richard Wieters (CIT), 1976  
 .417, Allen Griffin (DAV), 1981  
 .416, Kim Arey (APP), 1981  
 .416, Ryan Gordon (UNCG), 2003  
 .415, Scott Musgrave (APP), 1996  
 .415, D.J. Wabick (COFC), 2005  
 .414, Terry Smith (FUR), 1982  
 .414, Griffin Benedict (GSU), 2009  
 .413, Buster Holland (CIT), 1969  
 .413, Matt Raleigh (WCU), 1991  
 .412, Byron Barber (COFC), 2004  
 .410, Alan Lewis (DAV), 1986

.410, Byron Barber (COFC), 2004  
 .410, Cory Harrilchak (Elon), 2008  
 .409, Robbie Morrison (MAR), 1986  
 .409, Lee Curtis (COFC), 2002  
 .407, Freddie Hailey (WCU), 1986  
 .407, James Payne (GSU), 2005  
 .406, Charles Thomas (WCU), 1999  
 .406, Lee Curtis (COFC), 2002  
 .405, Greg Johnson (WCU), 1983  
 .405, Clint Fairey (WCU), 1987  
 .404, Bill Marovic (WVU), 1964  
 .404, Wes Hobson (APP), 2010  
 .403, Dave Turgeon (DAV), 1987  
 .403, Anthony Jenkins (CIT), 1990  
 .402, Kip Hagwood (CIT), 1980  
 .402, Pat Irvine (WCU), 2009  
 .401, Willando Ficklin (GSU), 1992  
 .401, Jody Henson (WCU), 1995  
 .401, Jeremy Bruce (WCU), 1997  
 .401, Brandon Waring (WOF), 2007  
 .401, Reese Wade (FUR), 2008  
 .400, Tom Sams (APP), 1981  
 .400, Mel Kinsey (WCU), 1981  
 .400, Greg Dowling (GSU), 2005  
 .400, Chance Smith (CIT), 2005  
 .400, Andrew Moritz (UNCG), 2016

## INDIVIDUAL SEASON BATTING

### Games played

70, David Hyatt (WCU), 1985  
 67, Will Coker (CIT), 2004  
 67, Chris Ard (CIT), 2004  
 67, Chip Cannon (CIT), 2004  
 66, Jon Aughey (CIT), 2004  
 66, Garrick Haltiwanger (CIT), 1994  
 66, David Beckley (CIT), 1994  
 66, Jermaine Shuler (CIT), 1994  
 66, Josh Stackley (CIT), 2004  
 65, David Greene (CIT), 2010  
 65, Kyle Jordan (CIT), 2010  
 65, William Ladd (CIT), 2010  
 65, Justin Mackert (CIT), 2010

### At-bats

274, Jemel Spearman (GSU), 2002  
 274, Josh Stackley (CIT), 2004  
 273, Brett Gardner (COFC), 2005  
 273, Michael Burruss (GSU), 2011  
 272, Mason Davis (CIT), 2013  
 272, Chris Walker (GSU), 2002  
 271, Alex Swim (Elon), 2013  
 270, Cole Rakar (COFC), 2010  
 269, Chris Campbell (COFC), 2005  
 269, Nick Liles (WCU), 2008

### Runs scored

88, Joey Bergman (COFC), 2009  
 85, Brett Gardner (COFC), 2005  
 84, Oliver Marmol (COFC), 2007  
 84, Chris Shehan (GSU), 2008  
 83, Eric Johnson (WCU), 1999  
 82, Jeremy Bruce (WCU), 1997  
 81, Chris Morris (CIT), 2000  
 80, Jeremie Tice (COFC), 2008  
 79, Chris Walker (GSU), 2002  
 79, Cory Harrilchak (Elon), 2009

### Hits

122, Brett Gardner (COFC), 2005  
 108, D.J. Wabick (COFC), 2005  
 107, Matt Easterday (GSU), 2000  
 107, Byron Barber (COFC), 2004  
 104, Sonny Meade (CIT), 2009  
 102, Chris Campbell (COFC), 2005  
 102, Chris Campbell (COFC), 2007  
 102, Brent Greer (WCU), 2009  
 102, Cole Rakar (COFC), 2010  
 101, Keith LeClair (WCU), 1988  
 101, Kevin Bellomo (WCU), 1991

### Doubles

31, Caleb Moore (ETSU), 2004  
 30, David Rubinstein (APP), 2007  
 27, D.J. Wabick (COFC), 2005  
 27, Tyler White (WCU), 2013  
 27, Conor Clancey (WOF), 2015  
 26, Dustin Langley (GSU), 2000  
 26, Rod Goldston (WCU), 2003  
 26, Lee Curtis (COFC), 2003  
 26, Cole Rakar (COFC), 2010  
 26, Saxon Butler (SAM), 2011  
 25, Tyson Whitley (GSU), 1995  
 25, Alex Tolbert (WCU), 1996  
 25, Aaron Haigler (CIT), 1998  
 25, Andy Baxter (ETSU), 2001  
 25, Joey Bergman (COFC), 2009  
 25, Hunter Swilling (SAM), 2016

### Triples

11, Lee Curtis (COFC), 2003  
 10, Dave Cardwell (ETSU), 1979  
 10, Mike Johnson (UTC), 1981  
 10, Marcos Velazquez (ETSU), 1982  
 10, Chris Swauger (CIT), 2006  
 10, Andrew Moritz (UNCG), 2018  
 9, Lee Curtis (COFC), 2002  
 9, Brett Gardner (COFC), 2004  
 8, Don Herman (GWU), 1959  
 8, Bryan Snyder (ETSU), 1981  
 8, Chris Campbell (COFC), 2007  
 8, Chris Dove (Elon), 2007



## Home runs

30, Victor Roache (GSU), 2011  
 27, Brandon Waring (WOF), 2007  
 26, Tommy Peterman (GSU), 1996  
 26, Steve Harris (WCU), 1999  
 26, Michael Harrington (COFC), 2008  
 25, Clint Fairey (WCU), 1988  
 25, Matt Raleigh (WCU), 1992  
 25, Jeremie Tice (COFC), 2008  
 23, Chase Austin (Elon), 2009  
 23, Brandon Miller (SAM), 2012

## Grand slams

3, John Piepenbrink (MAR), 1990  
 3, Dominic Franchini (FUR), 2002  
 3, Todd Buchanan (WCU), 2003  
 3, A.J. Wirnsberger (GSU), 2008  
 3, Isaac Harrow (APP), 2009  
 3, Victor Roache (GSU), 2011  
 3, Saxon Butler (SAM), 2011  
 3, Trey Truitt (MER), 2015

## Runs batted in

88, Matt Leeds (COFC), 2010  
 87, Chris Campbell (COFC), 2005  
 86, Philip Hartig (CIT), 2000  
 84, Chris Moore (WCU), 1999  
 84, Scott Henley (GSU), 2001  
 84, Kenny Smith (WCU), 2007  
 84, Victor Roache (GSU), 2011  
 83, Jody Pollock (GSU), 1999  
 83, Jeremie Tice (COFC), 2008  
 82, Tommy Peterman (GSU), 1996  
 82, Chris Campbell (COFC), 2007  
 82, Michael Harrington (COFC), 2008  
 82, Brandon Sizemore (COFC), 2008  
 82, Bennett Davis (ELON), 2008

## Total bases

192, Jeremie Tice (COFC), 2008  
 189, Brandon Waring (WOF), 2007  
 189, Kenny Smith (WCU), 2007  
 187, Tommy Peterman (GSU), 1996  
 187, Matt Easterday (GSU), 2000  
 187, Chris Shehan (GSU), 2008  
 179, Keith LeClair (WCU), 1988  
 179, Victor Roache (GSU), 2011  
 178, Chase Austin (Elon), 2009  
 175, Philip Hartig (CIT), 2000  
 175, Chris Campbell (COFC), 2007

## Slugging percentage

.897, Mike Nipper (ETSU), 1983  
 .865, Greg Weddle (VMI), 1985  
 .851, Brandon Waring (WOF), 2007  
 .838, Jeremie Tice (COFC), 2008  
 .835, Chris Shehan (GSU), 2008  
 .810, George Weicker (DAV), 1975  
 .804, Pete Camelo (APP), 1982  
 .789, Pat Irvine (Elon), 2009  
 .786, Dave Turgeon (DAV), 1987  
 .781, Ty Wright (GSU), 2008

## On-base percentage (since 2000)

.557, Chris Shehan (GSU), 2008  
 .551, Joey Bergman (CofC), 2009  
 .535, Kyle Lewis (MER), 2016  
 .533, Jay Heafner (DAV), 2005  
 .533, Pat Irvine (Elon), 2009  
 .531, Blake Murphy (WCU), 2008  
 .528, Griffin Benedict (GSU), 2009  
 .520, Chris McGuiness (CIT), 2009  
 .518, Brandon Waring (WOF), 2007  
 .515, Alan Beck (WCU), 2001

## Stolen bases

84, Chris Morris (CIT), 2000  
 52, Chris Morris (CIT), 1999  
 50, Antoine Moran (GSU), 1996  
 49, Terrence Smalls (CIT), 1998  
 48, Chris Walker (GSU), 2002  
 46, Tim Jones (CIT), 1985  
 46, Eric Johnson (WCU), 1999  
 46, Billy Colome (COFC), 1999  
 43, Shawn Payne (GSU), 2010  
 41, Chris Walker (GSU), 2001  
 41, Hunter Burton (FUR), 2014

## Strikeouts

76, Drew Ellis (CIT), 2015  
 74, Justin Hilt (Elon), 2009  
 73, Andrew Pope (DAV), 2014  
 73, Tripp Martin (SAM), 2014  
 73, Michael Diodato (VMI), 2017  
 70, Chad Hayes (UNCG), 2001  
 70, Brad Felder (CIT), 2010  
 69, Hugh Eden (DAV), 2008  
 69, Peyton Maddox (VMI), 2017  
 68, Collin Fleischer (VMI), 2017

## Walks

71, Chip Cannon (CIT), 2004  
 66, Kyle Lewis (MER), 2016  
 65, Chris McGuiness (CIT), 2009  
 63, Dan McDonnell (CIT), 1992  
 62, Dan McDonnell (CIT), 1990  
 62, Chris Moore (WCU), 1998  
 61, Ricky Orton (UNCG), 2008  
 61, Rob Kral (CofC), 2011  
 59, Matt Raleigh (WCU), 1992  
 59, Sy Jones (GSU), 1995  
 59, Alex Tolbert (WCU), 1997

## Hit by pitch

32, Gary Morris (Elon), 2005  
 29, Graham Maiden (COFC), 2007  
 26, Byron Barber (COFC), 2004  
 26, Chris Barker (UNCG), 2010  
 25, Cameron Dullnig (WCU), 2010  
 24, James Payne (GSU), 2003  
 24, Byron Barber (COFC), 2004  
 24, Griffin Benedict (GSU), 2009  
 23, Andrew Orzel (WOF), 2018  
 22, Oliver Marmol (COFC), 2007  
 22, Jonathan Greene (WCU), 2007  
 22, Bennett Davis (Elon), 2008  
 22, Matt Leeds (COFC), 2010  
 22, Neal Pritchard (Elon), 2010  
 22, Bo Thompson (CIT), 2014

## Sacrifice hits

22, Jackson Ware (MER), 2017  
 21, Brett Gardner (COFC), 2004  
 20, Ben Morgan (GSU), 2011  
 18, Bobby Martin (UNCG), 2011  
 18, Alec Paradowski (WOF), 2013  
 17, Brett Gardner (COFC), 2005  
 17, Charlie Madden (MER), 2016  
 16, Adam Weaver (Elon), 2007  
 16, Brad Moss (SAM), 2011  
 15, Will Coker (CIT), 2004  
 15, Jess Easterling (COFC), 2004  
 15, Andrew Greene (FUR), 2005  
 15, Oliver Marmol (COFC), 2006  
 15, Eric Brindle (UNCG), 2011  
 15, Brad Moss (SAM), 2012  
 15, Hughston Armstrong (CIT), 2014

## Sacrifice flies

12, Tim Carrier (UNCG), 2008  
 11, Chris Campbell (COFC), 2006  
 11, Collin Woody (UNCG), 2016  
 10, Kirk Strebin (UNCG), 2003  
 9, Will Callaway (APP), 2013  
 9, Tavy Smalls (CIT), 2000  
 9, Chris Campbell (COFC), 2007  
 8, Tommy Peterman (GSU), 1996  
 8, Jess Easterling (COFC), 2004  
 8, Chris Price (Elon), 2006  
 8, Ryan Addison (Elon), 2006  
 8, Gregory Zage (DAV), 2006  
 8, Jordy Snyder (Elon), 2007  
 8, Ryan Adams (Elon), 2010  
 8, Stephen Notaro (WCU), 2011  
 8, Trevor Edwards (UNCG), 2013  
 8, Mason Davis (CIT), 2014  
 8, Bryson Bowman (WCU), 2017  
 8, Brett Rodriguez (WOF), 2018

## Hitting streaks

29, Billy Colome (COFC), 1999  
 29, Mason Meredith (SAM), 2009  
 28, Garrick Haltiwanger (CIT), 1995-96  
 28, Matt Easterday (GSU), 2000  
 27, Phil King (FUR), 1964-65  
 27, Scott Lyman (WCU), 1992-93  
 27, Chris Ard (CIT), 2003  
 27, A.J. Davidiuk (FUR), 2004-05  
 27, Rand Smith (APP), 2009  
 27, Will Callaway (APP), 2013  
 27, Bryson Bowman (WCU), 2017

## 250-HIT CLUB

360, Philip Hartig (CIT), 1998-01  
 355, Chris Campbell (COFC), 2004-07  
 355, Sonny Meade (CIT), 2006-09  
 354, Ross Heffley (WCU), 2009-12  
 339, Eric Phillips (GSU), 2009-12  
 336, Barrett Shaft (WCU), 2005-08  
 326, Scott Henley (GSU), 1998-01  
 322, Nick Orvin (CIT), 2009-12  
 318, Wes Hobson (APP), 2007-10  
 314, Chris Swauger (CIT), 2005-08  
 312, Greg Dowling (GSU), 2003-06  
 311, Chris Moore (WCU), 1996-99  
 310, Bryan Altman (CIT), 2007-10  
 302, Matt Raleigh (WCU), 1989-92  
 297, Brett Gardner (COFC), 2002-05  
 296, Chris Ard (CIT), 2002-05  
 296, Alex Swim (Elon), 2010-13  
 295, Terrence Smalls (CIT), 1995-98  
 291, Bo Betchman (CIT), 1994-97  
 289, Phillip Coker (COFC), 2003-06  
 288, Derek Norman (FUR), 2001-04  
 287, Tyler White (WCU), 2010-13

286, Freddie Hailey (WCU), 1984-87  
 285, Alan Beck (WCU), 2000-03  
 284, Clint Fairry (WCU), 1986-89  
 283, Hector Crespo (APP), 2010-13  
 277, A.J. Wirnsberger (GSU), 2007-10  
 275, Griffin Benedict (GSU), 2006-09  
 272, Tim Frend (DAV), 1999-02  
 271, Todd Roper (WCU), 2001-04  
 270, Mike Tidick (WCU), 1991-94  
 270, Bradley Strong (WCU), 2012-15  
 268, Tyler Zupcic (APP), 2010-12, 2014  
 267, Austin Edens (SAM), 2015-18  
 266, Jon Aughey (CIT), 2002-05  
 265, Mac Doyle (WOF), 2009-12  
 264, Skip Nelloms (WCU), 1985-88  
 264, Brett Spivey (COFC), 2000-03  
 264, A.J. Davidiuk (FUR), 2003-06  
 264, Nick Liles (WCU), 2007-09  
 264, Aaron Attaway (WCU), 2011-14  
 264, T.J. Dixon (SAM), 2014-17  
 263, Mike Carson (WCU), 1984-87  
 263, Trey Truitt (MER), 2015-18

262, Martin Barrow (WCU), 1995-98  
 262, Ryan Gordon (UNCG), 2000-04  
 262, Jordan Simpson (FUR), 2013-16  
 261, Rod Goldston (WCU), 2000-03  
 260, Shane Kirkley (WOF), 2005-08  
 260, Isaac Harrow (APP), 2006-09  
 260, Chris Ohmstede (FUR), 2012-15  
 260, Chris Cook (ETSU)  
 259, Cole Rakar (CofC), 2008-11  
 258, Chris Catanzaro (VMI), 1998-01  
 258, Matt Matulia (CIT), 2003-06  
 257, David Beckley (CIT), 1993-96  
 257, Josh Stackley (CIT), 2002-05  
 257, James Foster (WOF), 2009-12  
 256, Will Muzika (FUR), 2010-13  
 254, Chris Shehan (GSU), 2006-08  
 253, Aaron Maher (ETSU), 2015-18  
 252, Andrew Moritz (UNCG), 2016-18  
 251, Tyson Whitley (GSU), 1994-97  
 250, Jay Heafner (DAV), 2003-06

## INDIVIDUAL CAREER BATTING

### Games played

242, Matt Raleigh (WCU), 1989-92  
 240, Chris Campbell (CofC), 2004-07  
 239, Philip Hartig (CIT), 1998-01  
 239, Alex Swim (Elon), 2010-13  
 238, Terrence Smalls (CIT), 1995-98  
 238, Bryan Altman (CIT), 2007-10  
 237, Chris Swauger (CIT), 2005-08  
 236, David Beckley (CIT), 1993-96  
 236, Bo Betchman (CIT), 1994-97  
 236, Matt Matulia (CIT), 2003-06  
 236, Nick Orvin (CIT), 2009-12

### At-bats

1,005, Nick Orvin (CIT), 2009-12  
 999, Chris Campbell (CofC), 2004-07  
 983, Philip Hartig (CIT), 1998-01  
 974, Alex Swim (Elon), 2010-13  
 969, Bryan Altman (CIT), 2007-10  
 963, Sonny Meade (CIT), 2006-09  
 934, Chris Swauger (CIT), 2005-08  
 933, Ross Heffley (WCU), 2009-12  
 928, Barrett Shaft (WCU), 2005-08  
 927, Eric Phillips (GSU), 2009-12

### Runs scored


251, Matt Raleigh (WCU), 1989-92  
 240, Chris Moore (WCU), 1996-99  
 229, Philip Hartig (CIT), 1998-01  
 223, Wes Hobson (APP), 2007-10  
 222, Terrence Smalls (CIT), 1995-98  
 217, Nick Orvin (CIT), 2009-12  
 216, Freddie Hailey (WCU), 1984-87  
 216, Alan Beck (WCU), 2000-03  
 214, Brett Gardner (CofC), 2002-05  
 211, Chris Swauger (CIT), 2005-08

### Doubles

79, Chris Campbell (CofC), 2004-07  
 78, Wes Hobson (APP), 2007-10  
 75, Philip Hartig (CIT), 1998-01  
 71, Chris Catanzaro (VMI), 1998-01  
 71, Chris Swauger (CIT), 2005-08  
 70, Rod Goldston (WCU), 2000-03  
 70, Sonny Meade (CIT), 2006-09  
 68, Chris Moore (WCU), 1996-99  
 65, Isaac Harrow (APP), 2006-09  
 64, Bryan Altman (CIT), 2007-10  
 64, Tyler White (WCU), 2010-13

### Triples

23, Andrew Moritz (UNCG), 2016-18  
 20, Lee Curtis (CofC), 2002-03  
 19, Tony Martin (ETSU), 1980-83  
 18, Corey Overholtzer (UNCG), 2007-10  
 18, Bradley Strong (WCU), 2012-15  
 17, Konstantine Diamaduros (WOF), 2009-12  
 16, Ryan Gordon (UNCG), 2000-04  
 16, Brett Gardner (CofC), 2002-05  
 16, Chris Swauger (CIT), 2005-08  
 15, Martin Barrow (WCU), 1995-98  
 15, Mac Doyle (WOF), 2009-12  
 15, T.J. Dixon (SAM), 2014-17  
 15, Kody Ruedisili (WOF), 2014-17



*Western Carolina's Matt Raleigh (34) is the SoCon's career leader in games played (242), home runs (68) and runs scored (251). Raleigh played for the Cata-mounts from 1989-92.*



# INDIVIDUAL RECORDS



*The Citadel's Philip Hartig (1998-2001) finished his career as the SoCon's all-time hits leader with 360.*

## Home runs

- 68, Matt Raleigh (WCU), 1989-92
- 64, Philip Hartig (CIT), 1998-01
- 61, Clint Fairey (WCU), 1986-89
- 52, Austin Edens (SAM),
- 51, Mike Nipper (ETSU), 1981-83
- 51, Tommy Peterman (GSU), 1994-96
- 51, Alex Tolbert (WCU), 1994-97
- 50, Chris Moore (WCU), 1996-99
- 50, Scott Henley (GSU), 1998-01
- 50, Shane Kirkley (WOF), 2005-08
- 48, A.J. Wirnsberger (GSU), 2007-10

## Grand slams

- 5, Todd Buchanan (WCU), 2000-03
- 5, Victor Roache (GSU), 2010-12
- 4, Greg Dowling (GSU), 2003-06
- 4, Adam Martin (WCU), 2011-14
- 3, Billy Masse (DAV), 1985-87
- 3, John Piepenbrink (MAR), 1987-90
- 3, Tim Frend (DAV), 1999-02
- 3, Dominic Franchini (FUR), 2001-04
- 3, Chip Cannon (CIT), 2001-04
- 3, Isaac Harrow (APP), 2006-09
- 3, A.J. Wirnsberger (GSU), 2007-10
- 3, Saxon Butler (SAM), 2011-12
- 3, Phillip Ervin (SAM), 2011-13
- 3, Trey Truitt (MER), 2015-16
- 3, Dillon Stewart (UNCG), 2014, 16-17

## Total bases

- 655, Philip Hartig (CIT), 1998-01
- 580, Matt Raleigh (WCU), 1989-92
- 566, Chris Campbell (CofC), 2004-07
- 545, Chris Moore (WCU), 1996-99
- 539, Scott Henley (GSU), 1998-01
- 532, Ross Heffley (WCU), 2009-12
- 531, Chris Swauger (CIT), 2005-08
- 504, Wes Hobson (APP), 2007-10
- 490, A.J. Wirnsberger (GSU), 2007-10
- 488, Alan Beck (WCU), 2000-03

## Runs batted in

- 290, Philip Hartig (CIT), 1998-01
- 290, Chris Campbell (CofC), 2004-07
- 254, Chris Moore (WCU), 1996-99
- 239, Matt Raleigh (WCU), 1989-92
- 236, Scott Henley (GSU), 1998-01
- 222, Alan Beck (WCU), 2000-03
- 222, Ross Heffley (WCU), 2009-12
- 218, A.J. Wirnsberger (GSU), 2007-10
- 212, Skip Nelloms (WCU), 1985-88
- 207, Sonny Meade (CIT), 2006-09

## Batting average (minimum 250 AB)

- .433, Bill White (CIT), 1980-82
- .406, Andrew Moritz (UNCG), 2016-18
- .404, Randy Ingle (APP), 1977-79
- .404, Lee Curtis (CofC), 2002-03
- .403, Keith Ebersole (WCU), 1977-78
- .390, Robie Peele (APP), 1981-83
- .388, Greg Hill (MAR), 1980-83
- .388, Clint Fairey (WCU), 1986-89
- .388, Joey Bergman (CofC), 2007-10
- .383, Billy Masse (DAV), 1985-87
- .383, Byron Barber (CofC), 2004-05

## Slugging percentage

- .742, Lee Curtis (CofC), 2002-03
- .726, Todd Greene (GSU), 1992-93
- .710, Billy Masse (DAV), 1985-87
- .704, Kyle Lewis (MER), 2015-16
- .693, Matt Raleigh (WCU), 1989-92
- .690, Tony Welborn (APP), 1983-86
- .682, Brandon Waring (WOF), 2005-07
- .680, Ed Dubiel (APP), 1986-87
- .667, Philip Hartig (CIT), 1998-01
- .665, Matt Leeds (CofC), 2008, 10-11

## Stolen bases

- 147, Chris Morris (CIT), 1998-00
- 115, Terrence Smalls (CIT), 1995-98
- 106, Antoine Moran (GSU), 1994-97
- 103, David Beckley (CIT), 1993-96
- 103, Chris Walker (GSU), 1999-02
- 101, Hector, Crespo (APP), 2010-13
- 100, David Groseclose (VMI), 1992-95
- 99, Dan McDonnell (CIT), 1989-92
- 96, Jody Wade (FUR), 1996-99
- 96, Brett Gardner (CofC), 2002-05

## Strikeouts

- 246, Kyle Jordan (CIT), 2007-10
- 239, Trey Truitt (MER), 2015-18
- 214, Jason Randall (CIT), 2000-03
- 208, Andrew Barna (DAV), 2010-13
- 195, Jon Aughey (CIT), 2002-05
- 193, David Beckley (CIT), 1993-96
- 190, Mac Doyle (WOF), 2009-12
- 186, Brett Anderson (CofC), 2002-05
- 185, Jeremiah Parvin (DAV), 1998-01
- 183, Matt Johns (WCU), 2008-11

## Walks

- 185, Dan McDonnell (CIT), 1989-92
- 174, Bo Betchman (CIT), 1994-97
- 156, Chip Cannon (CIT), 2001-04
- 149, Sy Jones (GSU), 1993-96
- 147, Alec Paradowski (WOF), 2013-16
- 144, Chris Moore (WCU), 1996-99
- 144, Blake Murphy (WCU), 2005-08
- 142, Alan Beck (WCU), 2000-03
- 140, Chris Swauger (CIT), 2005-08
- 138, Brendan Gilligan (GSU), 2000-03

## Hit by pitch

- 62, J.R. Revere (GSU), 1999-02
- 56, James Payne (GSU), 2002-05
- 54, Oliver Marmol (CofC), 2005-07
- 53, Griffin Benedict (GSU), 2006-09
- 53, Drew DeKerlegand (CIT), 2011-14
- 52, Neal Pritchard (Elon), 2008-11
- 51, Daryl Byrd (CIT), 1999-01
- 51, Brett Anderson (CofC), 2002-05
- 50, Carlos Love (GSU), 2000-03
- 49, Keith Munns (WOF), 2005-08

## Sacrifice hits

- 53, Brett Gardner (CofC), 2002-05
- 51, Jackson Ware (MER), 2015-18
- 50, Brad Moss (SAM), 2009-12
- 44, Kyle Jordan (CIT), 2007-10
- 42, Ben Morgan (GSU), 2011-14
- 38, Jess Easterling (CofC), 2004-06
- 38, Andrew Greene (FUR), 2003-06
- 38, Oliver Marmol (CofC), 2005-07
- 37, Ben Morgan (GSU), 2011-13
- 36, Brian Pierce (GSU), 2006-09
- 36, Charlie Madden (MER), 2015-17

## Sacrifice flies

- 28, Chris Campbell (CofC), 2004-07
- 22, Sonny Meade (CIT), 2006-09
- 21, Brandon Burns (GSU), 2001-04
- 20, Chris Price (Elon), 2004-06
- 19, Alex Swim (Elon), 2010-13
- 18, Jacob Hoyle (WCU), 2012-15
- 17, Isaac Harrow (APP), 2006-09
- 17, Ray Quinones (UNCG), 2008-11
- 17, Neal Pritchard (Elon), 2008-11
- 17, Eric Phillips (GSU), 2009-12
- 17, Konstantine Diamaduros (WOF), 2009-12
- 17, Trevor Edwards (UNCG), 2009, 2011-13
- 17, Will Callaway (APP), 2011-13
- 17, Jacob Hoyle (WCU), 2012-14
- 17, Collin Woody (UNCG), 2015-16

## INDIVIDUAL SEASON PITCHING

### 10-WIN CLUB

15, Julio Ayala (GSU), 1996  
 12, Mike Cherry (CIT), 1983  
 12, Pete Hardee (APP), 1984  
 12, Scott Gay (WCU), 1985  
 12, Will Ertel (FUR), 1991  
 12, Jason Beverlin (WCU), 1993  
 12, Matt Baber (ETSU), 1999  
 12, David Ray (GSU), 2000  
 12, Scooter Michael (UNCG), 2002  
 12, Ryan Johnson (COFC), 2004  
 12, Jonathan Ellis (CIT), 2004  
 12, Asher Wojciechowski (CIT), 2010  
 12, Josh Martin (SAM), 2012  
 11, Moe Bauer (WF), 1950  
 11, Joe Graves (ETSU), 1981  
 11, Greg Wilcox (DAV), 1988  
 11, Jack Kimel (WCU), 1990  
 11, Phillip Grundy (WCU), 1991  
 11, Jason Beverlin (WCU), 1994  
 11, William Rushing (GSU), 1995  
 11, Chris Pollard (DAV), 1995  
 11, Mark DiFelice (WCU), 1998  
 11, Ron Colvard (CIT), 2000  
 11, Ian Ostlund (VMI), 2000  
 11, Brett Lewis (GSU), 2002  
 11, George Lehr (WOF), 2002  
 11, Ryan Johnson (COFC), 2002  
 11, Tom Mastny (FUR), 2003  
 11, Jarrett Santos (UNCG), 2003  
 11, Nick Chigges (COFC), 2006  
 11, Nick Chigges (COFC), 2007  
 11, Ben Austin (WOF), 2007  
 11, Chris Mederos (GSU), 2009  
 11, Ryan Arrowood (APP), 2012  
 11, Alex Ledford (SAM), 2014  
 10, Jim Heise (WVU), 1955  
 10, John Katona (FUR), 1971  
 10, Doug Pounder (CIT), 1971  
 10, Mickey Britt (ECU), 1976  
 10, Jerry Reed (WCU), 1977  
 10, Jeff Andrews (ETSU), 1981  
 10, Scott Gay (WCU), 1984  
 10, Keith Smith (WCU), 1986  
 10, Ken Britt (CIT), 1990  
 10, Jack Kimel (WCU), 1992  
 10, Britt Reames (CIT), 1995  
 10, Mark DiFelice (WCU), 1997  
 10, Rodney Hancock (CIT), 1999  
 10, Matt Baber (ETSU), 2000  
 10, Derrick Hawk (WCU), 2003  
 10, Jeremy Hall (ETSU), 2005  
 10, Matt Chastain (Elon), 2006  
 10, Patrick Curran (UNCG), 2006  
 10, Everett Teaford (GSU), 2006  
 10, Garrett Sherrill (APP), 2007  
 10, Steven Hensley (Elon), 2008  
 10, Jimmy Reyes (Elon), 2010  
 10, Matt Pegler (CofC), 2012  
 10, Charles Basford (SAM), 2012  
 10, Matthew Milburn (WOF), 2015  
 10, Will Gaddis (FUR), 2016  
 10, Matt Frisbee (UNCG), 2018  
 10, Robert Broom (MER), 2018

### 100-STRIKEOUT CLUB

172, William Rushing (GSU), 1995  
 159, Brian Wiley (CIT), 1998  
 159, Brian Rogers (CIT), 1998  
 155, Asher Wojciechowski (CIT), 2010  
 154, Jason Beverlin (WCU), 1994  
 150, Brian Wiley (CIT), 1999  
 143, Julio Ayala (GSU), 1996  
 142, JP Sears (CIT), 2017  
 137, Adam Scott (WOF), 2018  
 135, Britt Reames (CIT), 1994  
 135, Chris Mason (UNCG), 2005  
 132, Mike Cherry (CIT), 1983  
 131, Jonathan Ellis (CIT), 2004  
 127, Dick Almes (CIT), 1959  
 124, Clark Maxwell (WCU), 1995  
 124, Austin Cox (MER), 2018  
 123, John Radosevich (WVU), 1964  
 123, Britt Reames (CIT), 1995  
 123, Rodney Hancock (CIT), 1999  
 122, Brett Lewis (GSU), 1999  
 122, Brett Lewis (GSU), 2002  
 122, Everett Teaford (GSU), 2006  
 120, John Radosevich (WVU), 1965  
 120, Justin Hess (GSU), 2013  
 119, Paul Chuma (WVU), 1959  
 118, Scott Gay (WCU), 1985  
 118, Dennis Dove (GSU), 2003  
 118, Everett Teaford (GSU), 2005  
 116, Matt Frisbee (UNCG), 2018  
 115, David Ray (GSU), 2000  
 115, Chris Beck (GSU), 2012  
 115, James Reeves (CIT), 2015  
 114, Luke Leftwich (WOF), 2015  
 113, Smitty Holland (CIT), 1966  
 113, William Rushing (GSU), 1994  
 113, Ryan Gordon (UNCG), 2000  
 113, Everett Teaford (GSU), 2004  
 113, Chris Mederos (GSU), 2009  
 112, Nick Chigges (COFC), 2007  
 112, Josh Winder (VMI), 2017  
 111, Jim Heise (WVU), 1955  
 111, David Ray (GSU), 2000  
 111, Robert Broom (MER), 2018  
 110, Hank Bunnell (GWU), 1970  
 110, Mark DiFelice (WCU), 1998  
 109, John Katona (FUR), 1971  
 109, Jeff Keppen (GSU), 1997  
 109, Chris Beck (GSU), 2011  
 109, Jeremy Null (WCU), 2013  
 108, Bryan Sammons (WCU), 2017  
 108, Adam Scott (WOF), 2017  
 107, Reid Casey (ETSU), 2001  
 107, Steven Hensley (Elon), 2007  
 107, Brandon Yarusi (WOF), 2012  
 107, Jimmy Nesselts (ETSU), 2015  
 106, Percy Sensabaugh (VMI), 1964  
 106, Tim Barr (DAV), 1977  
 106, Mike Cherry (CIT), 1982  
 106, Jason Beverlin (WCU), 1993  
 106, Jarrett Santos (UNCG), 2003  
 106, Tom Mastny (FUR), 2003  
 105, Jerry Meadows (WVU), 1967  
 105, Hal Baird (ECU), 1971  
 104, Gettys Glaze (CIT), 1992  
 104, Ryan Cummings (GSU), 1997  
 104, Matt Baber (ETSU), 2000  
 103, Tom Masteny (FUR), 2003  
 103, John Carroll (GSU), 2003  
 103, Matthew Milburn (WOF), 2016  
 102, Clark Maxwell (WCU), 1997  
 102, Jared Burton (WCU), 2002  
 102, Jesse Morris (WOF), 2013  
 101, Clark Maxwell (WCU), 1996  
 101, Taft Cable (UNCG), 2000  
 101, Graham Godfrey (COFC), 2006  
 101, Jimmy Reyes (Elon), 2009  
 100, Matt Spade (MAR), 1994  
 100, Nick Chigges (COFC), 2006  
 100, Brendan Nail (WCU), 2017  
 100, Taylor Purus (WCU), 2018

#### Innings pitched

160.0, William Rushing (GSU), 1995  
 152.0, Julio Ayala (GSU), 1996  
 136.1, Jonathan Ellis (CIT), 2004  
 133.2, Matt Baber (ETSU), 2000  
 132.1, Will Ertel (FUR), 1991  
 126.1, Brett Lewis (GSU), 2002  
 125.2, Asher Wojciechowski (CIT), 2010  
 125.0, Ryan Basner (WCU), 2003  
 124.1, Jason Beverlin (WCU), 1994  
 124.0, Tom Mastny (FUR), 2003

#### Appearances

48, Zach Sherrill (CIT), 2013  
 47, Jason Richman (GSU), 2014  
 42, Todd Lee (GSU), 1997  
 41, Jarrett Santos (UNCG), 2003  
 41, Zach Lavery (CIT), 2015  
 41, Conard Broom (MER), 2016  
 40, Mike Manning (WCU), 1994  
 40, Ted Toler (UNCG), 2001  
 40, David Rivera (CIT), 2013  
 40, Matt McCall (GSU), 2014

#### Starts

22, Julio Ayala (GSU), 1996  
 20, William Rushing (GSU), 1995  
 19, Matt Baber (ETSU), 2000  
 19, Austin Redwine (WOF), 2007  
 19, Chris Beck (GSU), 2011  
 18, Clint Sauls (GSU), 1998  
 18, Everett Hancock (UNCG), 2000  
 18, Corey Ethridge (FUR), 2000  
 18, Brett Lewis (GSU), 2000  
 18, Everett Hancock (UNCG), 2001  
 18, Tom Mastny (FUR), 2002  
 18, Ryan Basner (WCU), 2003  
 18, Jonathan Ellis (CIT), 2004  
 18, Jeremy Hall (ETSU), 2005  
 18, Austin Redwine (WOF), 2006  
 18, Ben Austin (WOF), 2007  
 18, Bryan Sammons (WCU), 2016



# INDIVIDUAL RECORDS



## Losses

- 13, Taylor Purus (WCU), 2018**  
 12, Ben Hager (APP), 2000  
 11, Danny Clark (ETSU), 1990  
 11, Duke Acors (VMI), 2002  
 11, Nick Peterson (APP), 2003  
 10, Richard Godsey (FUR), 1966  
 10, Chris Johnson (ETSU), 1985  
 10, Heath Doyle (ETSU), 1998  
 10, Kyle Hadden (WOF), 2000  
 10, George Lehr (WOF), 2000  
 10, Phil Hendrix (VMI), 2002  
 10, Kyle Shiplett (APP), 2002  
 10, Jarrod Rampey (WOF), 2003  
 10, Jonathan Reeder (APP), 2005  
 10, Rob Wilson (DAV), 2007  
 10, Warren Slack (UNCG), 2010

## Earned run average (min. 30 IP)

- 0.45, Denny Taylor (WVU), 1968  
 0.56, Ron Hastings (ECU), 1970  
 0.60, Mike Sullivan (MAR), 1980  
 0.65, Vaughn Kovach (WVU), 1966  
 0.67, Percy Sensabaugh (VMI), 1964  
 0.69, Roger Hatcher (UR), 1973  
 0.83, Terry Deavers (FUR), 1969  
 0.85, Marshall Dellinger (ECU), 1967  
 0.85, Dan Kysliger (WCU), 1992  
 0.87, Richardson (W&M), 1971

## Complete games

- 11, Howard Bryan (DAV), 1966  
 11, Rick Pipan (DAV), 1971  
 11, Will Ertel (FUR), 1991  
 11, Chris Pollard (DAV), 1995  
 11, Matt Baber (ETSU), 1999  
 10, Blair Thomas (VMI), 1951  
 10, John Katona (FUR), 1970  
 10, John Katona (FUR), 1971  
 10, Joel Tew (DAV), 1975  
 10, Tim Barr (DAV), 1977  
 10, Jonathan Coulombe (DAV), 1997

## Walks

- 81, Kyle Hadden (WOF), 2000  
 71, Brian Chapman (APP), 2002  
 69, Ray Yeoman (CIT), 1972  
 69, Kirk Burnett (FUR), 1985  
 66, William Rushing (GSU), 1995  
 65, Scott Weaver (DAV), 1985  
 65, Jamie Furr (CIT), 1988  
 65, George Lehr (WOF), 2000  
 64, Tim Purcell (DAV), 1978  
 64, Travis Trammell (WOF), 2000

## Shutouts

- 9, Donald Marillo (CIT), 1992-95  
 5, Gettys Glaze (CIT), 1992  
 4, Frank Griffith (UR), 1962  
 4, Dick Balderson (UR), 1967  
 4, Jim Raynor (ECU), 1967  
 4, Ron Hastings (ECU), 1969  
 4, Mike Pendleton (CIT), 1978  
 4, Frank Galloway (CIT), 1979  
 4, Jeff Andrews (ETSU), 1980  
 4, Jeff Montgomery (MAR), 1981

## Saves

- 17, Paul Thornton (GSU), 1993  
 17, Thomas Girdwood (Elon), 2009  
 16, Nathan Hyatt (APP), 2012  
 15, Brett Harker (COFC), 2005  
 15, Josh McLaughlin (COFC), 2006  
 15, Link Saunders (CIT), 2006  
 15, Andrew Jones (SAM), 2011  
 15, Skylar Hunter (CIT), 2014  
 15, Will Stillman (WOF), 2015  
 14, Mike Manning (WCU), 1994  
 14, Preston Hatcher (WCU), 2013  
 14, Andres Gracia (SAM), 2014

## Strikeouts per 9 innings

- 15.0, John Radosevich (WVU), 1963  
 14.9, Tod Lee (GSU), 1996  
 14.7, Paul Chuma (WVU), 1959  
 14.2, Percy Sensabaugh (VMI), 1964  
 14.1, Smitty Holland (CIT), 1966  
 14.1, Buster Holland (CIT), 1966  
 14.1, Brian Wiley (CIT), 1998  
 14.0, John Radosevich (WVU), 1965  
 13.8, Tod Lee (GSU), 1995  
 13.8, Tod Lee (GSU), 1997

## Hit batters

- 27, Scott Musgrave (APP), 1995  
 27, Travis Trammell (WOF), 2000  
 23, George Lehr (WOF), 2000  
 22, David Peterson (COFC), 2010  
 20, Jamie McDonald (DAV), 2000  
 19, Austin Redwine (WOF), 2007  
 19, Mike Tavernier (WCU), 2009  
 19, David Peterson (CofC), 2011  
 17, Corey Ethridge (FUR), 2000  
 17, Thomas Middour (DAV), 2009  
 17, Josh Renfro (CofC), 2012  
 17, Max Povse (UNCG), 2013  
 17, Tyler Moore (APP), 2014

## Opposing batting average (since 2000)

- .157, Randy Corn (CIT), 2002  
 .178, Tom Mastny (FUR), 2003  
 .170, Robert Broom (MER), 2018  
 .195, Robert Broom (MER), 2017  
 .198, Scott Tolbert (GSU), 2003  
 .199, Andrew Wantz (UNCG), 2016  
 .203, Danny Mooney (DAV), 2014  
 .204, JP Sears (CIT), 2017  
 .205, Nick Chigges (CofC), 2006  
 .207, Matt Murray (GSU), 2011  
 .209, Randy Corn (CIT), 2001  
 .209, Josh Wirsu (GSU), 2014

## INDIVIDUAL GAME PITCHING

### Strikeouts

- 22 John Radosevich (WVU)  
 vs. Waynesburg, 4/16/64  
 20 Hal Baird (ECU)  
 vs. George Washington, 1970  
 20 Rodney Hancock (CIT)  
 vs. Furman, 5/19/99  
 20 JP Sears (CIT)  
 vs. VMI, 3/24/17  
 19 Mike Cherry (CIT)  
 vs. Augusta, 3/12/83  
 19 JP Sears (CIT)  
 at VMI, 3/25/16




Photo courtesy WVU Athletic Communications  
**West Virginia's John Radosevich struck out 22 batters against Waynesburg, a single-game league record that has stood since April 16, 1964.**



**Georgia Southern's William Rushing struck out a conference-record 172 batters in 1995.**

## INDIVIDUAL CAREER PITCHING

### Wins

36, Brett Lewis (GSU), 1999-02  
 34, Mark DiFelice (WCU), 1995-98  
 33, Jack Kimel (WCU), 1989-92  
 32, Scooter Michael (UNCG), 2001-04  
 31, Nick Chigges (CofC), 2004-07  
 30, Mike Montei (CIT), 1984-87  
 30, Clark Maxwell (WCU), 1994-97  
 29, John Katona (FUR), 1969-72  
 29, Mike Pendleton (CIT), 1978-81  
 28, Tom Mastny (FUR), 2000-03  
 28, Ryan Arrowood (APP), 2009-12

### Appearances

140, Zach Sherrill (CIT), 2012-15  
 136, Mike Frongello (DAV), 2008-11  
 135, Raymond Copenhaver (CIT), 2007-10  
 130, Ted Toler (UNCG), 1998-01  
 121, Ryan Foster (WCU), 2000-03  
 118, Rob Purvis (FUR), 1999-02  
 115, Ross White (CIT), 2012-15  
 112, Tom Martin (CIT), 1995-98  
 112, George Lehr (WOF), 1999-02  
 110, Elliott Warford (FUR), 2012-15  
 109, Tod Lee (GSU), 1995-97  
 109, Jason Cadenhead (GSU), 1999-03

### Starts

71, Brett Lewis (GSU), 1999-02  
 60, Reid Casey (ETSU), 1999-02  
 59, Wes Wrenn (CIT), 2006-09  
 59, Jordan Smith (WCU), 2011-14  
 58, Corey Etheridge (FUR), 1999-02  
 58, Tom Mastny (FUR), 2000-03  
 57, Austin Redwine (WOF), 2004-07  
 57, Bryan Sammons (WCU), 2014-17  
 56, Scooter Michael (UNCG), 2001-04  
 56, Matt Andress (APP), 2007-10  
 56, Matt Crim (CIT), 2006-09

### Innings pitched

480.2, Brett Lewis (GSU), 1999-02  
 410.2, Reid Casey (ETSU), 1999-02  
 405.0, Tom Mastny (FUR), 2000-03  
 391.1, Clint Sauls (GSU), 1995-98  
 391.0, Wes Wrenn (CIT), 2006-09  
 374.2, Jordan Smith (WCU), 2011-14  
 368.1, Scooter Michael (UNCG), 2001-04  
 364.2, Adam Scott (WOF), 2018  
 363.2, Clark Maxwell (WCU), 1994-97  
 356.2, George Lehr (WOF), 1999-02  
 354.2, Austin Redwine (WOF), 2004-07

### Losses

29, Reid Casey (ETSU), 1999-02  
 27, Danny Clark (ETSU), 1989-92  
 27, Wes Self (DAV), 1998-01  
 26, Kirk Burnett (FUR), 1984-87  
 26, George Lehr (WOF), 1999-02  
 25, Jonathan Coulombe (DAV), 1994-97  
 25, Jamie McDonald (DAV), 1997-00  
 25, Corey Etheridge (FUR), 1999-02  
 24, Charles Braswell, 1991-94  
 24, Scott Clark (APP), 2003-05  
 24, Austin Redwine (WOF), 2004-07  
 24, Rob Wilson (DAV), 2004-07

### Earned run average (min. 100 IP)

1.33, Dennis Burke (ECU), 1966-68  
 1.37, Ray Yeoman (CIT), 1971-72  
 1.58, Dick Balderson (UR), 1966-68  
 1.58, Josh McLaughlin (CofC), 2005-06  
 1.65, John Katona (FUR), 1969-72  
 1.69, Tom Shafer (WVU), 1960-62  
 1.70, Ron Hastings (ECU), 1968-71  
 1.72, Steve Arrington (CIT), 1970-73  
 1.73, Jerry Meadows (WVU), 1965-67  
 1.77, Randy Corn (CIT), 1999-02

### Complete games

30, John Katona (FUR), 1969-72  
 27, Dick Balderson (UR), 1966-68  
 24, Mark Airaghi (VMI), 1980-83  
 23, Jeff Barkley (CIT), 1979-82  
 22, Mike Pendleton (CIT), 1978-81  
 21, John Radosevich (WVU), 1963-65  
 21, Kirk Burnett (FUR), 1984-87  
 20, Doug Pounder (CIT), 1968-71  
 20, Jeff Andrews (ETSU), 1979-81  
 20, Steve Condon (DAV), 1984-87  
 20, Matt Baber (ETSU), 1999-00

### Strikeouts

431, Brian Wiley (CIT), 1996-99  
 429, Brett Lewis (GSU), 1999-02  
 389, Adam Scott (WOF), 2015-18  
 374, Clark Maxwell (WCU), 1994-97  
 353, Everett Teaford (GSU), 2004-06  
 339, John Radosevich (WVU), 1963-65  
 332, Nick Chigges (CofC), 2004-07  
 325, Bryan Sammons (WCU), 2014-17  
 323, Reid Casey (ETSU), 1999-02  
 322, Brian Rogers (CIT), 1996-98

### Strikeouts per 9 innings

14.2, Tod Lee (GSU), 1995-97  
 14.1, John Radosevich (WVU), 1963-65  
 12.98, Will Stillman (WOF), 2013-16  
 12.80, Robert Broom (MER), 2016-18  
 12.6, Randy Corn (CIT), 1999-02  
 12.27, Nick Spear (MER), 2016-18  
 12.08, Lex Rutledge (SAM), 2010-12  
 11.72, Austin Cox (MER), 2016-18  
 11.33, Christian Vann (MER), 2017-18  
 11.28, JP Sears (CIT), 2015-17

### Walks

194, Brian Wiley (CIT), 1996-99  
 194, Reid Casey (ETSU), 1999-02  
 192, Bryan Sammons (WCU), 2014-17  
 174, Brett Lewis (GSU), 1999-02  
 172, George Lehr (WOF), 1999-02  
 166, Kevin Simmons (APP), 1983-86  
 164, Kirk Burnett (FUR), 1984-87  
 163, Scott Weaver (DAV), 1983-86  
 163, Jamie Furr (CIT), 1986-89  
 155, Corey Etheridge (FUR), 1999-02

### Shutouts

9, Ron Hastings (ECU), 1968-71  
 9, Donald Morillo (CIT), 1992-95  
 7, Dick Balderson (UR), 1966-68  
 7, John Katona (FUR), 1969-72  
 7, Mike Pendleton (CIT), 1978-81  
 7, Jeff Andrews (ETSU), 1979-81  
 6, Dennis Burke (ECU), 1966-68  
 6, Doug Pounder (CIT), 1968-71  
 6, David Farmer (APP), 1976-78  
 6, Frank Galloway (CIT), 1976-79  
 6, Steve Basch (CIT), 1990-93  
 6, Scooter Michael (UNCG), 2001-04



*The Citadel's Skylar Hunter set a league record with 41 saves in his three-year career (2013-15).*

### Saves

41, Skylar Hunter (CIT), 2013-15  
 37, Thomas Girdwood (Elon), 2008-11  
 29, Hank Kraft (CIT), 1989-92  
 29, Tod Lee (GSU), 1995-97  
 29, Eric Eck (WOF), 2011-14  
 29, Brett Harker (CofC), 2003-05  
 28, Will Stillman (WOF), 2013-16  
 27, Andres Gracia (SAM), 2012-15  
 26, Donald Morillo (CIT), 1992-95  
 26, Link Saunders (CIT), 2003, 2005-07  
 25, Randy Corn (CIT), 1999-02  
 25, Jay Heafner (DAV), 2003-06  
 24, Preston Hatcher (WCU), 2010-13  
 22, Tom Martin (CIT), 1995-98  
 22, Ryan Foster (WCU), 2000-03  
 22, Tyler Powell (WCU), 2012-15

### Relief appearances

139, Zach Sherrill (CIT), 2012-15  
 136, Mike Frongello (DAV), 2008-11  
 135, Raymond Copenhaver (CIT), 2007-10  
 129, Ted Toler (UNCG), 1998-01  
 120, Ryan Foster (WCU), 2000-03  
 118, Rob Purvis (FUR), 1999-02  
 114, Ross White (CIT), 2012-15  
 112, Tom Martin (CIT), 1995-98  
 109, Tod Lee (GSU), 1995-97  
 107, Jason Cadenhead (GSU), 1999-03

### Hit batters

56, George Lehr (WOF), 1999-02  
 49, Reid Casey (ETSU), 1999-02  
 49, Tom Mastny (FUR), 2000-03  
 45, Andy Cater (DAV), 2002-05  
 43, Austin Redwine (WOF), 2004-07  
 42, Jamie McDonald (DAV), 1997-00  
 40, Tate Osterman (WOF), 1999-02  
 40, Kyle Webb (Elon), 2010-13  
 39, Corey Etheridge (FUR), 1999-02  
 39, Chris Pollard (DAV), 1993-96  
 39, Tom Mastny (FUR), 1999-02



## TEAM GAME BATTING

### At bats

78, WCU vs. Elon, 5-25-11 (20 inn.)  
76, WOF vs. Elon, 5-1-09 (18 inn.)  
70, FUR vs. WCU, 5-13-11 (16 inn.)  
68, Elon vs. WCU, 5-25-11 (20 inn.)  
68, SAM vs. Elon, 3-31-12 (18 inn.)  
64, GSU vs. Clemson, 4-21-96 (18 inn.)  
64, Elon vs. SAM, 3-31-12 (18 inn.)  
63, Elon vs. WOF, 5-1-09 (18 inn.)  
62, WCU at FUR, 4-25-09  
61, CofC vs. GSU, 4-3-09

### Hits

34, CIT vs. Winthrop, 3-14-17  
32, CIT vs. DAV, 4-5-82  
30, MAR vs. Morehead State, 3-22-90  
30, WCU vs. FUR, 1993  
30, CofC vs. FUR, 3-30-09  
30, WCU vs. Eastern Kentucky, 4-8-09  
30, SAM at Alabama A&M, 4-25-17  
29, DAV vs. ETSU, 5-12-05  
29, APP vs. Elon, 5-1-08  
28, CofC vs. George Mason, 2-25-07  
28, CofC vs. George Mason, 2-23-08  
28, FUR vs. Gardner-Webb, 5-3-17  
28, MER vs. Holy Cross, 3-5-18

### Hits, inning

14, GSU vs. New Jersey Tech, 2-16-07  
12, WCU vs. FUR, 1991  
11, ETSU at Eastern Kentucky, 4-20-16  
10, WOF vs. IPFW, 2-17-07  
10, WCU vs. Hartford, 3-16-08  
10, Elon vs. WOF, 5-21-08  
10, GSU at Georgia, 2-16-14  
10, WCU vs. APP, 5-3-14  
10, FUR vs. Michigan State, 3-14-15  
10, SAM at ETSU, 4-17-15

### Runs

35, MAR vs. Morehead State, 3-22-90  
34, GSU vs. New Jersey Tech, 2-16-07  
34, CIT vs. Winthrop, 3-14-17  
33, MER vs. Holy Cross, 3-5-18  
32, WCU vs. Hartford, 3-16-08  
31, CofC at DAV, 3-21-08  
31, SAM at Alabama A&M, 4-25-17  
30, CofC vs. Quinnipiac, 3-10-09  
29, WCU vs. MAR, 1992  
29, GSU vs. Florida A&M, 3-22-00  
29, Elon vs. APP, 5-20-05  
29, DAV vs. Mount St. Mary's, 2-28-10

### Runs, inning

17, DAV vs. Mount St. Mary's, 2-28-10  
16, GSU vs. New Jersey Tech, 2-16-07  
15, Elon vs. WOF, 5-21-08  
15, WCU vs. Holy Cross (G1), 3-7-15  
14, FUR vs. WCU, 3-25-00  
14, DAV vs. Mount St. Mary's, 2-17-01  
14, WCU vs. Rider (G1), 3-15-14  
13, WCU vs. VMI, 1988  
13, WCU vs. VMI, 1991  
13, CIT vs. WOF, 2-20-96  
13, Elon vs. APP, 5-20-05  
13, WCU vs. Hartford, 3-16-08  
13, CofC vs. FUR, 3-29-09  
13, MER vs. Savannah State, 3-31-15  
13, ETSU at Eastern Kentucky, 4-20-16  
13, UNCG vs. Lafayette, 3-16-17

### Doubles

11, APP vs. VMI, 4-14-85  
10, CofC vs. ETSU, 4-13-03  
10, GSU vs. New Jersey Tech, 2-16-07  
10, APP vs. North Carolina A&T, 2-28-07  
10, CofC vs. Ball State, 3-9-11  
10, WCU vs. Appalachian State, 5-3-14  
10, WCU vs. Marshall, 2-25-17  
9, ETSU vs. APP, 4-3-99  
9, VMI vs. ETSU, 5-5-01  
9, ETSU vs. Central Michigan, 2-28-04  
9, GSU vs. APP, 5-7-05  
9, WCU vs. Wofford, 5-3-08  
9, Elon vs. UNCG, 4-2-10

### Triples

6, CIT vs. Hunter, 4-18-75  
5, WOF vs. Siena, 3-17-18

### Home runs

14, GSU vs. Columbia, 3-15-08  
10, WCU vs. UNC Asheville, 1986  
9, MAR vs. Morehead State, 1990  
9, CofC vs. Furman, 3-29-09  
9, Elon vs. CofC, 4-11-09  
8, APP vs. DAV, 4-20-97  
8, Elon vs. High Point, 5-12-09  
8, WCU vs. UNCG, 5-14-16  
7, WCU vs. WOF, 5-11-07  
7, WCU vs. WOF, 5-12-07  
7, WCU vs. Hartford, 3-16-08  
7, WOF vs. Presbyterian, 4-21-09  
7, VMI vs. Maryland Eastern Shore, 3-11-16  
7, FUR vs. Gardner-Webb, 5-3-17

### Runs batted in

34, MAR vs. Morehead State, 3-22-90  
31, GSU vs. New Jersey Tech, 2-16-07  
31, CofC at DAV, 3-21-08  
31, CIT vs. Winthrop, 3-14-17  
30, CofC vs. Quinnipiac, 3-10-09  
30, MER vs. Holy Cross, 3-5-18  
29, WCU vs. Hartford, 3-16-08  
29, SAM at Alabama A&M, 4-25-17  
27, GSU vs. APP, 5-7-05  
27, CofC vs. George Mason, 2-23-08  
27, CofC vs. FUR, 3-29-09

### Total bases

65, CofC vs. FUR, 3-29-09  
64, GSU vs. Columbia, 3-15-08  
57, VMI vs. Maryland Eastern Shore, 3-11-16  
52, CofC vs. George Mason, 2-23-08  
52, WCU vs. Hartford, 3-16-08  
52, Elon vs. CofC, 4-11-09  
52, CIT vs. Winthrop, 3-14-17  
52, FUR vs. Gardner-Webb, 5-3-17  
50, MER vs. Holy Cross, 3-5-18  
49, DAV vs. UNC Asheville, 4-21-93

### Walks

19, DAV vs. Cascade Mills, 3-19-49  
19, CIT vs. Butler, 3-15-95  
19, CIT vs. ETSU, 3-18-95  
18, GSU vs. Coppin State, 2-28-09  
18, UNCG vs. Albany, 2-27-10  
17, Elon vs. WOF, 5-1-09  
17, WOF vs. North Carolina A&T, 3-18-09  
17, GSU vs. Charleston Southern, 5-17-11  
16, APP vs. Morris Brown, 3-19-78  
16, DAV vs. Yale, 3-11-97

16, GSU vs. Georgia State, 4-14-99

### Walks, inning

9, CIT vs. Salisbury State, 3-31-87  
9, GSU vs. Charleston Southern, 5-17-11

### Strikeouts

25, WOF at Elon, 5-1-09  
23, SAM vs. Harvard, 2-23-18  
23, UTC vs. Vanderbilt, 4-21-70  
21, APP vs. CIT, 4-12-97  
21, DAV vs. GSU, 3-2-03  
21, VMI vs. CIT, 3-25-16  
20, FUR vs. CIT, 5-19-99  
20, Elon vs. WCU, 5-25-11  
20, VMI vs. CIT, 3-24-17  
19, WCU at DAV, 5-14-09  
19, CofC vs. GSU, 3-30-12  
19, Elon vs. UNCW, 4-25-12  
19, CofC vs. Coastal Carolina, 4-10-13  
19, Davidson vs. Wofford, 5-23-14

### Sacrifice hits

6, CofC vs. GSU, 5-9-04  
6, UNCG vs. Penn State, 2-26-12  
6, MER vs. Georgia, 2-24-16  
5, CIT vs. VMI, 4-28-84  
5, ETSU vs. APP, 4-22-00  
5, UNCG vs. DAV, 5-24-02  
5, CofC vs. ETSU, 4-13-03  
5, GSU vs. CIT, 5-5-03  
5, CofC vs. Virginia, 2-6-06  
5, Elon vs. WOF, 5-3-09  
5, GSU vs. Charleston Southern, 5-4-11  
5, WOF vs. Marshall, 3-2-13  
5, WOF vs. Furman, 4-14-13  
5, ETSU vs. Virginia Tech, 4-15-15  
5, MER at UNCG, 5-19-16  
5, MER at UNCG, 5-20-16  
5, MER at Austin Peay, 3-5-17  
5, MER vs. WCU, 5-22-18

### Sacrifice flies

8, CIT vs. Coppin State, 2-19-05  
6, CofC vs. Quinnipiac, 3-10-09  
5, ETSU vs. VMI, 5-5-01  
5, CIT vs. VMI, 4-28-94  
4, GSU vs. WOF, 5-19-06  
4, GSU vs. WOF, 5-20-06  
4, VMI vs. CIT, 4-28-94  
4, CIT vs. DAV, 4-21-07  
4, FUR vs. UNCG, 3-21-14  
4, WCU vs. Elon, 3-23-14  
4, FUR vs. College of Charleston, 4-25-15  
4, CIT at ETSU, 5-20-16  
4, CIT vs. WCU, 5-22-18

### Stolen bases

13, UNCG vs. N.C. A&T, 3-31-99  
12, WOF vs. Alcorn State, 3-15-14  
11, CIT vs. Western Michigan, 2-26-00  
11, UNCG vs. North Carolina A&T, 4-12-00  
11, FUR vs. Gardner-Webb, 5-2-12  
11, WOF vs. Rider, 2-26-16  
10, CofC vs. UNC Asheville, 2-19-00  
10, CofC vs. Detroit, 3-6-01  
10, GSU vs. Buffalo, 3-6-05  
10, WCU vs. George Mason, 2-22-15  
10, UNCG vs. North Carolina A&T, 3-22-16  
10, VMI vs. Longwood, 4-3-18

## TEAM GAME BATTING (CONT.)

### Hit by pitch

10, WOF vs. Iona, 2-19-11  
 9, WCU vs. Hartford, 3-16-08  
 8, VMI vs. WOF, 4-4-99  
 8, DAV vs. Albany, 3-8-00  
 8, CofC vs. Howard, 2-9-02  
 8, CofC vs. Hofstra, 2-16-04  
 8, GSU vs. APP, 5-7-05  
 8, DAV vs. Mount St. Mary's, 2-28-10  
 8, WOF vs. Davidson, 3-22-14  
 8, WCU at SAM, 5-10-15

### Hit by pitch, inning

6, WCU vs. Rider (G1), 3-15-14  
 5, DAV vs. Mount St. Mary's, 2-28-10  
 4, VMI vs. WOF, 4-4-99  
 4, GSU vs. APP, 5-7-05  
 4, WOF vs. DAV, 3-22-14  
 4, WCU vs. Holy Cross (G1), 3-7-15

### Hit by pitch, both teams

12, WCU (8) at SAM (4), 5-10-15  
 11, WOF (10) vs. Iona (1), 2-19-11  
 10, CofC (3) at FUR (7), 4-11-10  
 10, WOF (8) vs. DAV (2), 3-22-14  
 9, VMI (8) vs. WOF (1), 4-4-99  
 9, WCU vs. DAV, 4-30-00  
 9, Elon (2) vs. UNC Wilmington (7), 4-19-05  
 9, WCU (9) vs. Hartford (0), 3-16-08  
 9, WCU (7) vs. Rider (2), 3-15-14  
 9, SAM vs. UNCG, 4-22-18

### Left on base

23, Elon vs. WOF, 5-1-09  
 23, Elon vs. WOF, 5-1-09  
 21, CIT vs. Butler, 3-11-06  
 21, CIT vs. ETSU, 2-10-07  
 21, CIT vs. Virginia Tech, 2-23-07  
 21, SAM vs. Elon, 3-31-12  
 21, VMI at FUR, 5-14-17  
 20, CIT vs. UNCG, 5-4-01  
 20, CofC vs. UNCW, 2-22-11  
 20, WCU vs. Elon, 5-25-11  
 19, WCU vs. SAM, 4-16-16  
 19, CIT vs. VMI, 3-25-17

### Plate appearances

90, WCU vs. Elon, 5-25-11 (20 inn.)  
 88, Elon vs. WOF, 5-1-09 (18 inn.)  
 82, WOF vs. Elon, 5-1-09 (18 inn.)  
 80, Elon vs. WCU, 5-25-11 (20 inn.)  
 78, GSU vs. Clemson, 4-21-96 (18 inn.)  
 78, FUR vs. WCU, 5-13-11 (16 inn.)  
 78, Elon vs. SAM, 3-31-12 (18 inn.)  
 76, WCU vs. FUR, 5-13-11 (16 inn.)  
 75, Elon vs. SAM, 3-31-12 (18 inn.)  
 73, GSU vs. CofC, 4-3-09 (14 inn.)  
 73, SAM at Alabama A&M, 4-25-17

## TEAM GAME PITCHING

### Innings pitched

20.0, Elon vs. WCU, 5-25-11  
 20.0, WCU vs. Elon, 5-25-11  
 18.0, GSU vs. Clemson, 4-21-96  
 18.0, Elon vs. WOF, 5-1-09  
 18.0, Elon vs. SAM, 3-31-12  
 18.0, SAM vs. Elon, 3-31-12  
 17.2, WOF vs. Elon, 5-1-09  
 17.0, CofC vs. Virginia, 2-26-06  
 16.0, Elon vs. South Florida, 2-27-11  
 16.0, FUR vs. WCU, 5-13-11  
 16.0, WCU vs. FUR, 5-13-11

### Hits allowed

33, CIT vs. South Carolina, 4-17-86  
 30, FUR vs. CofC, 3-29-09  
 29, Elon vs. APP, 5-1-08  
 29, DAV vs. Wake Forest, 2-24-00

### Strikeouts

25, Elon vs. WOF, 5-1-09  
 23, MER vs. UNC Asheville, 2-23-18  
 23, MER vs. Holy Cross, 3-5-18  
 22, WVU vs. Waynesburg, 4-16-64  
 21, CIT vs. APP, 4-12-97  
 21, GSU vs. DAV, 3-2-03  
 21, CIT at VMI, 3-25-16  
 20, ECU vs. George Washington, 1970  
 20, GSU vs. Georgia State, 4-30-96  
 20, CIT vs. FUR, 5-19-99  
 20, WCU vs. Elon, 5-25-11  
 20, CIT vs. VMI, 3-24-17

### Walks

24, ETSU vs. Tennessee, 2-24-88  
 18, GSU vs. Clemson, 4-21-96 (18 inn.)  
 17, WOF at Elon, 5-1-09 (18 inn.)  
 17, WCU at Clemson, 6-3-16  
 15, APP at FUR, 3-22-75  
 15, APP at Georgia Tech, 3-24-78  
 15, APP at Oklahoma State, 5-23-86  
 15, APP at Georgia Tech, 3-8-89  
 15, WCU at Appalachian State, 4-22-15  
 15, FUR vs. Clemson, 5-12-15  
 15, UNCG vs. Illinois, 3-11-16

### Runs allowed

32, CIT vs. South Carolina, 4-2-92  
 31, DAV vs. CofC, 3-21-08  
 30, FUR vs. Ohio, 3-17-79

30, DAV vs. Wake Forest, 2-24-00

### Earned runs allowed

30, DAV vs. CofC, 3-21-08  
 29, DAV vs. Wake Forest, 2-24-00  
 27, WCU vs. Elon, 5-9-09  
 26, WOF vs. WCU, 5-11-07  
 25, CIT vs. South Carolina, 4-2-92  
 25, DAV at CofC, 5-3-09

### Wild pitches

10, FUR vs. Marist, 3-8-15  
 9, APP vs. Elon, 3-16-07  
 8, VMI vs. GSU, 4-10-99  
 8, CofC at WCU, 3-27-10  
 8, FUR vs. Gardner-Webb, 2-20-13  
 8, SAM vs. WCU, 5-10-15  
 8, FUR vs. Michigan State, 2-20-16  
 8, SAM vs. Auburn, 4-11-17  
 8, VMI vs. Radford, 3-27-18  
 7, WOF vs. UNCG, 4-11-99  
 7, WOF vs. Winthrop, 2-16-00  
 7, WCU vs. Tennessee Tech, 5-3-13  
 7, FUR at UNCG, 3-22-14  
 7, WOF at WCU, 4-3-15  
 7, UNCG vs. Maryland Eastern Shore, 3-5-17

### Hit batters

8, WOF vs. VMI, 4-4-99  
 8, CofC vs. Howard, 2-10-02  
 8, APP vs. GSU, 5-7-05  
 8, DAV vs. WOF, 3-22-14  
 8, SAM vs. WCU, 5-10-15  
 7, DAV vs. GSU, 3-1-03  
 7, CofC vs. CIT, 3-29-03  
 7, DAV vs. WCU, 3-27-04  
 7, CofC vs. Indiana State, 3-15-08  
 7, Elon vs. GSU, 5-24-09  
 7, CofC vs. SAM, 3-12-10  
 7, WCU vs. CofC, 3-26-10  
 7, FUR vs. CofC, 4-11-10  
 7, WOF vs. Marist, 3-9-14

### Hit batters, inning

4, DAV vs. CofC, 4-18-04  
 4, APP vs. GSU, 5-7-05  
 4, DAV vs. WOF, 3-22-14

## TEAM GAME FIELDING

### Putouts

60, Elon vs. WCU, 5-25-11 (20 inn.)  
 60, WCU vs. Elon, 5-25-11 (20 inn.)  
 54, GSU vs. Clemson, 4-21-96 (18 inn.)  
 54, Elon vs. WOF, 5-1-09 (18 inn.)  
 54, Elon vs. SAM, 3-31-12 (18 inn.)  
 54, SAM vs. Elon, 3-31-12 (18 inn.)  
 53, WOF vs. Elon, 5-1-09 (18 inn.)  
 51, CofC vs. Virginia, 2-26-06 (17 inn.)  
 48, Elon vs. South Florida, 2-27-11 (16 inn.)  
 48, FUR vs. WCU, 5-13-11 (16 inn.)  
 48, WCU vs. FUR, 5-13-11 (16 inn.)

### Assists

29, ETSU vs. APP, 5-18-00  
 29, WCU vs. Elon, 5-25-11  
 28, CIT vs. Old Dominion, 2-22-04  
 26, DAV vs. Morehead State, 3-21-94  
 26, CofC vs. Notre Dame, 6-2-06  
 25, Elon vs. WCU, 5-25-11  
 24, WOF vs. GSU, 4-17-99  
 23, DAV vs. Coker, 2-13-93  
 23, CIT vs. Tennessee Tech, 2-28-09  
 23, FUR vs. CIT, 5-13-12  
 23, SAM vs. Elon, 3-31-12  
 23, SAM at Memphis, 3-9-15

### Errors

11, CIT vs. East Carolina, 4-21-73  
 9, VMI vs. APP, 3-27-99  
 9, WOF vs. GSU, 4-18-99  
 9, VMI vs. ETSU, 5-5-01  
 8, WOF vs. South Carolina, 3-22-00  
 8, Elon vs. Coastal Carolina, 5-7-09  
 8, SAM vs. APP, 4-25-10  
 8, DAV vs. NC State, 3-7-12  
 7, DAV vs. WOF, 3-10-06  
 7, CofC vs. Towson, 2-18-07  
 7, Elon vs. CofC, 5-6-07  
 7, DAV vs. WOF, 3-28-08  
 7, WCU vs. ETSU, 3-25-08  
 7, WCU vs. Eastern Kentucky, 4-8-09  
 7, CIT vs. FUR, 4-15-11  
 7, DAV vs. Lehigh, 2-26-11  
 7, WCU vs. Michigan State, 2-22-13  
 7, CIT vs. VCU, 3-2-13  
 7, WOF, vs. USC Upstate, 4-17-13  
 7, Elon vs. Western Carolina, 3-23-14  
 7, CIT at Charleston Southern, 4-5-16  
 7, WCU vs. Tennessee, 3-27-18

### Double plays

6, FUR vs. Harvard, 3-6-18  
 5, 15 times, most recent: FUR at Mississippi, 3-12-17



## TEAM SEASON BATTING

### Batting average

.355, College of Charleston, 2005  
 .353, Appalachian State, 1978  
 .351, Western Carolina, 1997  
 .350, College of Charleston, 2007  
 .346, Appalachian State, 1981  
 .346, The Citadel, 1982  
 .346, Georgia Southern, 2008  
 .345, College of Charleston, 2009  
 .345, UNCG, 2016  
 .342, ETSU, 1997

### At-bats

2,360, Western Carolina, 1985  
 2,343, The Citadel, 2004  
 2,293, College of Charleston, 2010  
 2,292, College of Charleston, 2005  
 2,285, Georgia Southern, 2002  
 2,265, Western Carolina, 2003  
 2,262, Elon, 2013  
 2,256, Western Carolina, 1997  
 2,253, The Citadel, 2010  
 2,246, Western Carolina, 1992

### Runs

627, College of Charleston, 2008  
 604, Elon, 2009  
 595, Georgia Southern, 2008  
 576, College of Charleston, 2010  
 565, Georgia Southern, 2009  
 560, Western Carolina, 1997  
 554, College of Charleston, 2009  
 553, College of Charleston, 2005  
 552, College of Charleston, 2007  
 545, Elon, 2008

### Hits

814, College of Charleston, 2005  
 792, Western Carolina, 1997  
 760, College of Charleston, 2004  
 760, College of Charleston, 2007  
 751, Georgia Southern, 2008  
 733, Georgia Southern, 2002  
 732, College of Charleston, 2010  
 728, Western Carolina, 1985  
 728, The Citadel, 2009  
 726, UNCG, 2016

### Doubles

174, College of Charleston, 2005  
 168, Appalachian State, 2007  
 161, College of Charleston, 2008  
 160, College of Charleston, 2010  
 156, College of Charleston, 2009  
 155, Georgia Southern, 2000  
 154, Georgia Southern, 2008  
 151, College of Charleston, 2002  
 149, College of Charleston, 2007  
 148, Western Carolina, 2003  
 148, Western Carolina, 2007

### Triples

42, College of Charleston, 2002  
 36, ETSU, 1981  
 35, ETSU, 1979  
 33, ETSU, 1982  
 33, UNCG, 2017  
 32, UNCG, 2016  
 31, The Citadel, 1996  
 29, The Citadel, 1981  
 29, Appalachian State, 1981  
 27, The Citadel, 1982  
 27, UNCG, 1999  
 27, College of Charleston, 2003

### Home runs

138, Elon, 2009  
 130, College of Charleston, 2008  
 116, Western Carolina, 1988  
 114, Georgia Southern, 2008  
 110, College of Charleston, 2009  
 108, Wofford, 2007  
 105, College of Charleston, 2010  
 100, Western Carolina, 1997  
 93, Mercer, 2016  
 92, College of Charleston, 2007

### Grand slams

7, Elon, 2009  
 7, Mercer, 2015  
 6, Georgia Southern, 2008  
 6, Appalachian State, 2009  
 6, Mercer, 2016  
 5, College of Charleston, 2009  
 5, College of Charleston, 2010  
 5, UNCG, 2016  
 4, Davidson 1997  
 4, Davidson 1988  
 4, Elon, 2006  
 4, Georgia Southern, 2009  
 4, Western Carolina, 2009  
 4, Wofford, 2009  
 4, UNCG, 2010  
 4, Western Carolina, 2013  
 4, Samford, 2016  
 4, VMI, 2016

### Runs batted in

589, College of Charleston, 2008  
 558, Elon, 2009  
 543, Georgia Southern 2008  
 532, College of Charleston, 2010  
 517, College of Charleston, 2009  
 513, College of Charleston, 2007  
 505, Georgia Southern, 2009  
 495, College of Charleston, 2005  
 495, Elon, 2008  
 491, Western Carolina, 1997

### Total bases

1,310, Elon, 2009  
 1,304, College of Charleston, 2008  
 1,269, Georgia Southern, 2008  
 1,237, College of Charleston, 2007  
 1,237, College of Charleston, 2010  
 1,224, College of Charleston, 2009  
 1,196, College of Charleston, 2005  
 1,171, Western Carolina, 1988  
 1,158, Western Carolina, 2007  
 1,131, Wofford, 2007

### Slugging percentage

.607, College of Charleston, 2008  
 .596, Elon, 2009  
 .590, College of Charleston, 2009  
 .584, Georgia Southern, 2008  
 .570, College of Charleston, 2007  
 .559, Davidson, 1987  
 .539, College of Charleston, 2010  
 .538, UNCG, 2016  
 .523, Western Carolina, 1999  
 .523, ETSU, 2005

### Walks

366, Mercer, 2016  
 330, Elon, 2008  
 328, College of Charleston, 2008  
 326, Georgia Southern, 1997  
 326, Elon, 2009

325, Western Carolina, 1985  
 314, College of Charleston, 2000  
 308, Georgia Southern, 1995  
 308, Elon, 2006  
 302, Georgia Southern, 2008  
 302, Elon, 2010

### Strikeouts

608, VMI, 2017  
 521, UNCG, 2001  
 520, The Citadel, 2016  
 516, The Citadel, 2015  
 514, Georgia Southern, 2013  
 496, Western Carolina, 2018  
 490, Wofford, 2017  
 488, College of Charleston, 2012  
 484, Wofford, 2016  
 485, The Citadel, 2017

### Stolen bases

198, The Citadel, 2000  
 163, Wofford, 2013  
 155, Elon, 2008  
 153, Western Carolina, 1998  
 152, UNCG, 1999  
 152, Wofford, 2014  
 151, Georgia Southern, 2002  
 148, The Citadel, 1999  
 148, Wofford, 2018  
 146, The Citadel, 1982  
 146, UNCG, 1998

### Hit by pitch

122, College of Charleston, 2004  
 108, Elon, 2005  
 107, Georgia Southern, 2009  
 105, Elon, 2008  
 99, College of Charleston, 2005  
 98, College of Charleston, 2000  
 98, Western Carolina, 2016  
 96, College of Charleston, 2007  
 94, Georgia Southern, 2003  
 93, Elon, 2010  
 93, Western Carolina, 2010

### Sacrifice hits

95, College of Charleston, 2006  
 94, College of Charleston, 2004  
 93, Mercer, 2016  
 89, College of Charleston, 2005  
 89, UNCG, 2011  
 81, UNCG, 2012  
 79, Mercer, 2015  
 77, The Citadel, 2004  
 74, Mercer, 2017  
 72, College of Charleston, 2007

### Sacrifice flies

43, College of Charleston, 2009  
 40, Elon, 2006  
 40, College of Charleston, 2011  
 38, UNCG, 2008  
 37, Georgia Southern, 2002  
 37, Georgia Southern, 2008  
 37, Furman, 2014  
 37, UNCG, 2016  
 36, Elon, 2005  
 36, College of Charleston, 2007  
 36, College of Charleston, 2010

## TEAM SEASON PITCHING

### Earned run average

1.46, West Virginia, 1964  
 1.46, VMI, 1970  
 1.57, East Carolina, 1970  
 1.66, The Citadel, 1970  
 1.74, The Citadel, 1972  
 1.84, West Virginia, 1966  
 1.86, East Carolina, 1974  
 1.91, The Citadel, 1969  
 1.93, East Carolina, 1967  
 1.94, William & Mary, 1970

### Opponents batting average

.238, College of Charleston, 2006  
 .241, College of Charleston, 2012  
 .242, Samford, 2011  
 .247, VMI, 1995  
 .249, Samford, 2012  
 .251, Samford, 2017  
 .252, The Citadel, 1998  
 .252, Georgia Southern, 2014  
 .255, Elon, 2011  
 .256, UNCG, 2003

### Wins

48, College of Charleston, 2005  
 47, College of Charleston, 2004  
 46, The Citadel, 1990  
 46, Georgia Southern, 1996  
 46, College of Charleston, 2006  
 45, Western Carolina, 1994  
 45, Western Carolina, 1998  
 45, Elon, 2006  
 44, ETSU, 1981  
 44, Western Carolina, 1992  
 44, Elon, 2008  
 44, College of Charleston, 2010

### Losses

47, Western Carolina, 2018  
 43, Appalachian State, 2004  
 42, Appalachian State, 2005  
 42, The Citadel, 2016  
 39, Marshall, 1997  
 38, Davidson 1998  
 38, Appalachian State, 1999  
 38, Wofford, 2000  
 38, Western Carolina, 2000  
 38, Appalachian State, 2000  
 38, Davidson, 2008  
 38, Wofford, 2010

### Complete games

29, ETSU, 1980  
 28, Davidson, 1975  
 28, Appalachian State, 1982  
 27, ETSU, 1979  
 27, Marshall, 1981  
 27, Furman, 1992  
 26, Western Carolina, 1984  
 25, Chattanooga, 1981  
 25, Furman, 1991  
 23, William & Mary, 1976  
 23, The Citadel, 1983

### Shutouts

11, The Citadel, 1978  
 9, Richmond, 1972  
 9, ETSU, 1980  
 9, Appalachian State, 1983  
 9, The Citadel, 1992  
 9, Georgia Southern, 1994  
 8, The Citadel, 1979  
 8, The Citadel, 1982  
 7, The Citadel, 1971  
 7, East Carolina, 1977  
 7, Marshall, 1981  
 7, Appalachian State, 1983  
 7, The Citadel, 1991  
 7, Elon, 2011

### Innings pitched

600.2, The Citadel, 2004  
 580.2, The Citadel, 2010  
 575.1, College of Charleston, 2006  
 573.1, Elon, 2013  
 570.1, Samford, 2012  
 568.0, College of Charleston, 2005  
 567.2, College of Charleston, 2010  
 566.2, College of Charleston, 2004  
 566.1, Western Carolina, 2003  
 565.0, Western Carolina, 1985  
 565.0, Georgia Southern, 2014

### Walks

365, Western Carolina, 1985  
 323, Western Carolina, 2015  
 318, Western Carolina, 2016  
 313, Wofford, 2000  
 312, Wofford, 2009  
 307, UNCG, 2016  
 305, Appalachian State, 2004  
 296, Wofford, 2007  
 295, The Citadel, 1996  
 295, Western Carolina, 2011

### Strikeouts

633, Mercer, 2018  
 598, The Citadel, 1998  
 591, Georgia Southern, 2003  
 571, Samford, 2018  
 552, Georgia Southern, 2002  
 543, Georgia Southern, 2001  
 534, The Citadel, 1999  
 531, College of Charleston, 2010  
 529, UNCG, 2018  
 522, College of Charleston, 2006  
 522, Mercer, 2017

### Saves

24, Elon, 2009  
 22, UNCG, 2018  
 20, College of Charleston, 2007  
 20, College of Charleston, 2011  
 19, Appalachian State, 1981  
 19, Georgia Southern, 1993  
 19, College of Charleston, 2004  
 19, College of Charleston, 2005  
 19, The Citadel, 2006  
 19, Elon, 2012  
 19, UNCG, 2017

### Runs allowed

527, Appalachian State, 2005  
 524, Appalachian State, 1999  
 522, VMI, 1981  
 521, Wofford, 2007  
 514, Wofford, 2010  
 511, VMI, 1997  
 509, Davidson, 2007  
 506, Marshall, 1997  
 486, Davidson 1997  
 484, Davidson, 2008

### Highest earned run average

12.02, VMI, 1981  
 10.97, Marshall, 1997  
 9.58, Marshall, 1996  
 9.54, ETSU, 1988  
 9.36, Appalachian State, 1999  
 9.11, VMI, 1997  
 8.90, VMI, 1980  
 8.85, Wofford, 2003  
 8.79, Appalachian State, 1998

### Hit batters

92, Western Carolina, 2018  
 92, Western Carolina, 2009  
 85, Davidson, 2007  
 85, Samford, 2015  
 82, Davidson, 2008  
 82, Western Carolina, 2008  
 82, College of Charleston, 2011  
 81, Western Carolina, 2000  
 81, Elon, 2014  
 80, Wofford, 2007  
 80, Georgia Southern, 2008  
 80, Furman 2010

## TEAM SEASON FIELDING

### Double plays

68, Georgia Southern, 1992  
 68, Furman, 2005  
 66, Elon, 2010  
 64, Wofford, 2000  
 64, Wofford, 2007  
 63, Georgia Southern, 1996  
 61, College of Charleston, 1999  
 61, Furman, 2002  
 61, Elon, 2009  
 60, The Citadel, 1987  
 60, The Citadel, 2004  
 60, Georgia Southern, 2009

### Errors

138, Appalachian State, 2005  
 135, Chattanooga, 1981  
 130, Western Carolina, 1992  
 127, The Citadel, 1994  
 127, Georgia Southern, 1997  
 125, VMI, 1981  
 123, Georgia Southern, 1998  
 122, VMI, 2000  
 121, Davidson, 1982  
 121, Western Carolina, 1995



## INDIVIDUAL GAME BATTING

**Most at-bats:** 10, Aaron Attaway (WCU) vs. Elon, 2011; Ross Heffley (WCU) vs. Elon, 2011

**Most hits:** 6, Tyler White (WCU) vs. Elon, 2011

**Most runs:** 5, Nathan Dunn (ETSU) vs. VMI, 1992; David Groseclose (VMI) vs. Davidson, 1993; Ronny Marmol (COFC) vs. VMI, 1999; Brandon Waring (WOF) vs. College of Charleston, 2007; Jeremiah Parker (GSU) vs. UNCG, 2008; Shawn Payne (GSU) vs. Western Carolina, 2011; Quinn Bower (Elon) vs. College of Charleston, 2013

**Most doubles:** 3, Dave Piela (WCU) vs. The Citadel, 1988; Scott McDaniel (APP) vs. Western Carolina, 1995; Phillip Coker (COFC) vs. UNCG, 2004; Brent Stephens (GSU) vs. ETSU, 2005; Chase Austin (Elon) vs. Georgia Southern, 2007

**Most triples:** 2, Matt Raleigh (WCU) vs. VMI, 1991; Jim Morrill (FUR) vs. The Citadel, 1996

**Most home runs:** 3, Trey Truitt (MER) vs. The Citadel, 2016

**Most total bases:** 13, Trey Truitt (MER) vs. The Citadel, 2016

**Most runs batted in:** 8, Heath Quinn (SAM) vs. Wofford, 2015  
6, John Parrott (VMI) vs. Davidson, 1987; Skip Nelloms (WCU) vs. Appalachian State, 1988; Johnny McCraw (APP) vs. Marshall, 1989; Brandon Waring (WOF) vs. College of Charleston, 2007; Greg Feltes (UNCG) vs. Georgia Southern, 2008; Chase Austin (Elon) vs. Western Carolina, 2009; Danny Rodriguez (SAM) vs. Wofford, 2015

**Most stolen bases:** 4, Josh Edgeworth (COFC) vs. Appalachian State, 2000

**Highest batting average:** 1.000 (5-for-5), John Connolly (WCU) vs. Davidson, 1994; Cory Harrilchak (Elon) vs. College of Charleston, 2008; Alec Paradowski (WOF) vs. Davidson, 2014

**Most walks:** 5, Sky Overton (FUR) vs. UNCG, 2016

## INDIVIDUAL GAME PITCHING

**Most innings pitched:** 11.0, Rodney Lemonds (APP) vs. Georgia Southern, 2000

**Fewest hits (min. 9 inn.):** 2, Billy Baker (CIT) vs. Marshall, 1990; Derek Cockrell (WCU) vs. VMI, 1993

**Most strikeouts:** 20, Rodney Hancock (CIT) vs. Furman, 1999

**Fewest walks (min. 9 inn.):** 0, Ken Britt (CIT) vs. Appalachian State, 1991; Phillip Grundy (WCU) vs. The Citadel, 1992; Julio Ayala (GSU) vs. Davidson, 1996; Mark DiFelice (WCU) vs. Furman, 1997; Brett Lewis (GSU) vs. College of Charleston, 2001; Matt Nunley (ETSU) vs. Furman, 2001; Ken Egleton (CIT) vs. Davidson, 2004; David Whitehead (Elon) vs. The Citadel, 2012; C.K. Irby (SAM) vs. Appalachian State, 2013; Adam Scott (WOF) vs. Furman, 2015

**Most consecutive scoreless innings:** 9, on 14 occasions, most recently, Will Gaddis (FUR) vs. ETSU, 2016

## INDIVIDUAL TOURNAMENT BATTING

**Most at-bats:** 29, Chris Petersen (GSU), 1992; Garrett Brown (WCU), 2016

**Most hits:** 14, Brandon Waring (WOF), 2007; Sky Overton (FUR), 2017

**Most runs:** 13, David Beckley (CIT), 1996; Cory Harrilchak (Elon), 2008

**Most doubles:** 5, Joey Cox (WCU), 1991; Phillip Coker (COFC), 2004; Cameron Blaquiere (WCU), 2018

**Most triples:** 2, Matt Raleigh (WCU), 1991; Matt Wilson (GSU), 1993; Mike Tidick (WCU), 1994; Mark Hamlin (GSU), 1995; Franco Martin (VMI), 1995; Jim Reynolds (MAR), 1995; Mark Hamlin (GSU), 1996; Brian Joyce (DAV), 1997; Josh Edgeworth (COFC), 2000; Chris Behne (APP), 2000; Chad Hall (GSU), 2002; Drew Davis (Elon), 2004; Michael Kohn (COFC), 2007; Zeth Stone (SAM), 2012; Ryan Kinsella (Elon), 2013; Matt Pita (VMI), 2018

**Most home runs:** 5, Brandon Waring (WOF), 2007

**Most total bases:** 31, Brandon Waring (WOF), 2007

**Most runs batted in:** 16, Brandon Waring (WOF), 2007

**Highest batting average (Min. 10 AB):** .769 (10-for-13), Joe Jackson (CIT), 2013; .714 (10-for-14), A.J. Zickgraf (GSU), 2003; .688 (11-for-16), Craig Caudill (FUR), 2002

**Most stolen bases:** 6, Josh Edgeworth (COFC), 2000; Chris Morris (CIT), 2000

**Most walks:** 8, Dan McDonnell (CIT), 1990; Antoine Moran (GSU), 1997; Greg Blake (CofC), 2010; Matt Meeder (MER), 2016; Caleb Robinson (WCU), 2016

## INDIVIDUAL TOURNAMENT PITCHING

**Most appearances:** 6, Jason Richman (GSU), 2014; 5, Doug Udzilla (WCU), 1990; David Noyce (FUR), 1997; Ted Toler (UNCG), 1998; Taft Cable (UNCG), 2001; Justin Smith (CIT), 2007; Raymond Copenhaver (CIT), 2007; Billy Greenfield (FUR), 2017

**Most wins:** 3, Jason Beverlin (WCU), 1993

**Most innings pitched:** 18.2, Jim Carragher (GSU), 1992

**Lowest earned run average (min. 9 inn.):** 0.00, Brian Rogers (CIT), 1998 (13.0 IP); Rodney Lemonds (APP), 2000 (11.0 IP); Justin Hess (GSU), 2013 (11.0 IP); Ryan Basner (WCU), 2003 (10 IP); Andy Rickman (WCU), 1985 (9.1 IP); Jay Reames (CIT), 1996 (9.0 IP); Scooter Michael (UNCG), 2002 (9.0 IP); Ryan Johnson (COFC), 2002 (9.0 IP); Jeff Stovall (FUR), 2002 (9.0 IP); Tom Mastny (FUR), 2003 (9.0 IP); Chris Mason (UNCG), 2003 (9.0 IP); Jimmy Reyes (Elon), 2010 (9.0 IP); Seth Grant (APP), 2011 (9.0 IP); C.K. Irby (SAM), 2013 (9.0 IP); Adam Scott (WOF), 2015 (9.0 IP); Will Gaddis (FUR), 2016 (9.0 IP)

**Fewest hits (min. 9 inn.):** 3, Dallas Rhinehart (ETSU), 1992 (9.0 IP); Brian Rogers (CIT), 1998 (13.0 IP); Robbie Huffstetler (APP), 2001 (9.0 IP)

**Most strikeouts:** 22, Chris Beck (GSU), 2011

**Fewest walks (min. 9 inn.):** 0, Ryan Askew (MER), 2016 (13.0 IP); Brad Josey (WCU), 2004 (10.2 IP); Ken Egleton (CIT), 2004 (9.0 IP); Jeff Stovall (FUR), 2002 (9.0 IP); Ben Hagar (APP), 2001 (9.0 IP); Mark DiFelice (WCU), 1997 (9.0 IP); C.K. Irby (SAM), 2013 (9.0 IP); Adam Scott (WOF), 2015 (9.0 IP); Julio Ayala (GSU), 1996; Phillip Grundy (WCU), 1992; Ken Britt (CIT), 1991

**Most consecutive scoreless innings:** 13.0, Brian Rogers (CIT), 1998; Wes Wrenn (CIT), 2007

**Most saves:** 4, Nick Hollstegge (FUR), 2005



# SOCON CHAMPIONSHIP RECORDS

## TEAM GAME BATTING

- Most at-bats:** 78, Western Carolina vs. Elon, 2011 (20 inn.)
- Most hits:** 24, Western Carolina vs. The Citadel, 1988
- Most hits by a losing team:** 18, VMI vs. The Citadel, 1989
- Most runs:** 25, Samford vs. Wofford, 2015
- Most runs by a losing team:** 17, Appalachian State vs. Western Carolina, 1986
- Most doubles:** 8, Georgia Southern vs. Western Carolina, 2003
- Most triples:** 3, Western Carolina vs. VMI, 1991; Georgia Southern vs. Davidson, 1993; Davidson vs. The Citadel, 1997
- Most home runs:** 7, Western Carolina vs. The Citadel, 1988
- Most total bases:** 54, Western Carolina vs. The Citadel, 1988
- Most runs batted in:** 25, Samford vs. Wofford, 2015
- Highest batting average:** .531 (17-for-32), Furman vs. Wofford (7 inn.), 2017
- Most stolen bases:** 7, UNCG vs. Furman, 2002; The Citadel vs. Furman, 2010; Wofford vs. Samford, 2015
- Most walks:** 13, ETSU vs. Appalachian State, 1986; ETSU vs. Samford, 2017
- Most left on base:** 20, Western Carolina vs. Elon, 2011 (20 inn.)

## TEAM GAME PITCHING

- Most innings pitched:** 20, Elon vs. Western Carolina, 2011; Western Carolina vs. Elon, 2011
- Most strikeouts:** 20, The Citadel vs. Furman, 1999; Western Carolina vs. Elon, 2011 (20 inn.)
- Most consecutive scoreless innings:** 9, on 17 occasions. Most recently by VMI vs. The Citadel, 2017
- Fewest hits:** 1, The Citadel vs. VMI, 1994; Georgia Southern vs. Furman, 2000

## TEAM TOURNAMENT BATTING

- Most at-bats:** 228, Georgia Southern, 1992
- Most hits:** 75, Elon, 2013
- Most runs:** 66, Elon, 2008
- Most doubles:** 17, Western Carolina, 1991
- Most triples:** 5, Georgia Southern, 1993; Georgia Southern, 1995
- Most home runs:** 14, Western Carolina, 1988
- Most total bases:** 114, Georgia Southern, 1992; Elon, 2008
- Most runs batted in:** 64, Elon, 2008
- Highest batting average:** .423 (71-168), Elon, 2008
- Most stolen bases:** 18, The Citadel, 1996
- Most walks:** 34, Western Carolina, 2016

## TEAM TOURNAMENT PITCHING

- Best earned run average:** 0.75, The Citadel, 1998 (3 ER/36.0 inn)
- Fewest runs allowed:** 3, The Citadel, 1998
- Most Complete Games:** 5, The Citadel, 2004
- Most strikeouts:** 62, Western Carolina, 2016
- Most consecutive scoreless innings:** 29.2, Western Carolina, 2003; 29.1, The Citadel, 1998
- Most saves:** 4, Furman, 2005
- Most shutouts pitched:** 3, Western Carolina, 2003

## TOURNAMENT GAME – TWO TEAMS

- Most runs:** 35, Western Carolina (18) vs. Appalachian State (17), 1986
- Most hits:** 39, Elon (21) vs. College of Charleston (18), 2012
- Fewest runs:** 1, ETSU (1) vs. Appalachian State (0), 1992; Western Carolina (1) vs. Georgia Southern (0), 2003; Elon (1) vs. Samford (0), 2010; Georgia Southern (1) vs. Samford (0), 2011; 1, Wofford (1) vs. Furman (0), 2015
- Fewest hits:** 7, Western Carolina (5) vs. Georgia Southern (2), 2003; Georgia Southern (4) vs. Samford (3), 2011
- Most doubles:** 10, Davidson vs. VMI, 1987; Western Carolina vs. The Citadel, 1988; Appalachian State vs. Western Carolina, 1995; Georgia Southern vs. Western Carolina, 2003
- Most triples:** 3, Western Carolina vs. VMI, 1991; Georgia Southern vs. Davidson, 1993; The Citadel vs. Furman, 1996; Davidson vs. The Citadel, 1997; College of Charleston vs. UNCG, 2000
- Most home runs:** 9, Appalachian State vs. Davidson, 1987

## MISCELLANEOUS GAME

- Longest game:** 20 innings, Western Carolina vs. Elon, 2011
- Most runs scored-one inning:** 15, Elon vs. Wofford, 2008
- Largest Margin of Victory:** 21, Samford (25) vs. Wofford (4), 2015
- Largest deficit overcome for victory:** 9 runs, Western Carolina vs. Appalachian State, 1993
- Largest deficit overcome in 9th inning for victory:** 3 runs, Furman vs. Western Carolina, 1991; Furman vs. Georgia Southern, 1998; The Citadel vs. Elon, 2010; Western Carolina vs. Wofford, 2016; ETSU vs. Western Carolina, 2017
- Most double plays turned:** 5, Appalachian State vs. Western Carolina, 1984; VMI vs. Georgia Southern, 1993; College of Charleston vs. Elon, 2011; UNCG vs. Furman, 2011
- Most triple plays:** 1, Marshall vs. Furman, 1990; UNCG vs. Georgia Southern, 2007; The Citadel vs. UNCG, 2015

## MISCELLANEOUS TOURNAMENT

- Most double plays:** 10, Appalachian St., 1984; Georgia Southern, 1992
- Most triple plays:** 1, Marshall, 1990; UNCG, 2007; The Citadel, 2015
- Most extra-inning games:** 4, 2010
- Most mercy-rule games (instituted 2016):** 3, 2017; 2018



# ANNUAL STATISTICAL LEADERS



## INDIVIDUAL BATTING

\*If year is not listed, no record exists.

### BATTING AVERAGE

1957	Jim West, DAV	.459
1958	Jack Henzes, GWU (NCAA)	.417
1959	Marsh, CIT	.405
1960	Henry Mura, CIT	.478
1961	Jerry Buchanan, CIT (NCAA)	.429
1962	Mel Rideout, UR	.458
1963	Bobby Stewart, UR	.421
1964	Bill Marovic, WVU	.404
1965	Pete Britton, UR	.411
1966	Tim Hill, GWU	.470
1967	Richard Narron, ECU	.429
1968	Gordon Slade, DAV	.429
1969	Buster Holland, CIT	.413
1970	Tom Bondurant, UR	.356
1971	Neil Eichelberger, FUR	.389
1972	Reggie Dunnivant, UR; George Weicker, DAV	.337
1973	Rod Brewer, VMI	.408
1974	Steve Becker, W&M	.421
1975	George Weicker, DAV (NCAA)	.448
1976	Richard Wieters, CIT	.417
1977	Keith Ebersole, WCU	.423
1978	Joey Moffitt, APP	.450
1979	Randy Ingle, APP	.477
1980	Greg Hill, MAR	.438
1981	Robbie Peele, APP	.423
1982	Bill White, CIT	.474
1983	Greg Hill, MAR	.436
1984	Tony Welborn, APP	.416
1985	Billy Masse, DAV	.430
1986	Greg Weddle, VMI	.446
1987	Clint Fairey, WCU	.405
1988	Darron Healey, APP	.462
1989	Jason Nixon, MAR	.427
1990	Grant Brittain, WCU	.444
1991	Kevin Bellomo, WCU	.435
1992	Willando Ficklin, GSU	.401
1993	Mike Hooks, ETSU	.398
1994	Matt Wilson, GSU	.376
1995	Jody Henson, WCU	.401
1996	Alex Tolbert, WCU	.424
1997	Jeremy Bruce, WCU	.401
1998	Mike Berrier, APP	.381
1999	Charles Thomas, WCU	.406
2000	Matt Easterday, GSU	.440
2001	Scott Henley, GSU	.398
2002	Brett Spivey, CofC	.423
2003	Ryan Gordon, UNCG	.416
2004	Caleb Moore, ETSU	.455
2005	Jay Heafner, DAV	.448
2006	Jermaine Mitchell, UNCG	.397
2007	Brandon Waring, WOF	.401
2008	Chris Shehan, GSU	.438
2009	Joey Bergman, CofC	.452
2010	Wes Hobson, APP	.404
2011	Ross Heffley, WCU	.419
2012	Eric Phillips, GSU	.391
2013	Christian Wolfe, UNCG	.421
2014	Casey Jones, Elon	.418
2015	Kyle Lewis, MER	.367
2016	Andrew Moritz, UNCG	.400
2017	Andrew Moritz, UNCG	.392
2018	Andrew Moritz, UNCG	.428

### HOME RUNS

1957	Junior Duff, W&M	6
1960	Dick Jones, CIT	7
1962	Brendle, CIT, Tom Shafer, WVU	4
1963	Jim Procopio, WVU; Larry Lawson, VT	5
1964	Dick Snyder, DAV	5
1965	Tom Porter, CIT; Phil King, FUR; Chuck Albertson, W&M	3
1966	Wayne Britton, ECU	4
1967	Andy Hancock, FUR	4
1968	John Medlin, W&M; Jimmy Snyder, ECU	8
1969	Carey Anderson, ECU	4
1970	Jerry Martin, FUR	4
1971	Neil Eichelberger, FUR	8
1972	Don Leege, FUR; Les Keenan, UR	4
1973	Steve Arrington, CIT	6
1974	Ron Staggs, ECU; Steve Anspaugh, APP	7
1975	George Weicker, DAV	10
1976	Randy Howell, FUR	11

## SOCON TRIPLE CROWN

Only two players have won the SoCon's Triple Crown since the league began keeping complete records in 1960.

### Neil Eichelberger, Furman (1971)

.389 avg., 8 HR, 32 RBIs

Notes: Shared league RBI lead

### George Weicker, Davidson (1975)

.448 avg., 10 HR, 44 RBIs

Notes: Led NCAA in average on the season; most HR and RBIs in known SoCon history to that point

1977	Ronnie Brower, APP	12
1978	Ronnie Brower, APP	12
1979	John Baker, UTC	15
1980	Greg Robinette, ETSU	10
1981	Mike Nipper, ETSU	17
1982	Pete Camelo, APP	16
1983	Mike Nipper, ETSU	21
1984	Rock Hurst, FUR	13
1985	Greg Weddle, VMI	16
1986	Andre Crawford, APP	16
1987	Clint Fairey, WCU	19
1988	Clint Fairey, WCU	25
1989	Mark Poarch, WCU; Clint Fairey, WCU	14
1990	Grant Brittain, WCU	20
1991	Matt Raleigh, WCU	19
1992	Matt Raleigh, WCU	25
1993	Todd Greene, GSU	20
1994	Mike Tidick, WCU	15
1995	Alex Tolbert, WCU	20
1996	Tommy Peterman, GSU	26
1997	Alex Tolbert, WCU	19
1998	Philip Hartig, CIT	17
1999	Steve Harris, WCU	26
2000	Scott Henley, GSU	17
2001	Nathan Copeland, ETSU; Donovan Minero, WCU	17
2002	Lee Curtis, CofC; Donovan Minero, WCU	15
2003	Alan Beck, WCU	18
2004	Jared Greenwood, WCU	21
2005	Chris Campbell, CofC; Caleb Moore, ETSU	15
2006	Steven Strausbaugh, WCU	17
2007	Brandon Waring, WOF	27
2008	Michael Harrington, CofC	26
2009	Chase Austin, Elon	23
2010	Matt Leeds, CofC	21
2011	Victor Roache, GSU (NCAA)	30
2012	Brandon Miller, SAM (NCAA)	23
2013	Ryan Kinsella, Elon	21
2014	Jacob Hoyle, WCU; Adam Martin, WCU	14
2015	Kyle Lewis, MER	17
2016	Heath Quinn, SAM	21
2017	Collin Fleischer, VMI; Charlie Madden, MER	17
2018	Le Bassett, Mercer	17

## RUNS BATTED IN

1960	Phil Chewning, FUR	27
1962	Bill Whaley, CIT	27
1963	Jim Procopio, WVU	36
1964	Rick Smyre, DAV	26
1965	Tom Porter, CIT	20
1966	Hinnant, DAV	26
1967	Jim Snyder, ECU	25
1968	John Medlin, W&M	32
1969	Eric Spink, GWU	24
1970	Jerry Martin, FUR	25
1971	Neil Eichelberger, FUR; Mike Aldridge, ECU	32
1972	Jeff Steckroth, W&M	24
1973	Steve Arrington, CIT	28
1974	Steve Anspaugh, APP	31
1975	George Weicker, DAV	44
1976	Randy Ingram, APP	37
1977	Keith Ebersole, WCU (NCAA)	48
1978	Ronnie Brower, APP	53
1979	John Baker, UTC	43
1980	Greg Robinette, ETSU	53
1981	Bryan Snyder, FUR	67
1982	Bill White, CIT	78
1983	Mike Nipper, ETSU	61
1984	Tony Welborn	52
1985	Alan Lewis, DAV	61
1986	Mike Carson, WCU	72
1987	Skip Nelloms, WCU	70
1988	Skip Nelloms, WCU	69
1989	Garrett Hinshaw, APP	53
1990	Anthony Jenkins, CIT	68
1991	Todd Raleigh, WCU	78
1992	Matt Raleigh, WCU	73
1993	Phillip Grundy, WCU; Chris Lemonis, CIT	66
1994	Mike Tidick, WCU	58
1995	Steve Wilson, GSU	61
1996	Tommy Peterman, GSU	82
1997	Steve Walson, GSU	77
1998	Chris Moore, CofC	66
1999	Chris Moore, WCU	84
2000	Philip Hartig, CIT	86
2001	Scott Henley, GSU	84
2002	Matt Herring, GSU	77
2003	Alan Beck, WCU	71
2004	Chip Cannon, CIT; Greg Dowling, GSU	66
2005	Chris Campbell, CofC	87
2006	Steven Strausbaugh, WCU	64
2007	Kenny Smith, WCU	84
2008	Jeremie Tice, CofC	83
2009	Chase Austin, Elon	81
2010	Matt Leeds, CofC	88
2011	Victor Roache, GSU	84
2012	Daniel Kassouf, APP	66
2013	Ryan Kinsella, Elon	78
2014	Adam Martin, WCU	65
2015	Conor Clancey, WOF	66
2016	Heath Quinn, SAM	77
2017	JT Thomas, MER	62
2018	Andrew Moritz, UNCG	61



Georgia Southern's Victor Roache set a SoCon record with 30 home runs in 2011.

## SLUGGING PERCENTAGE

1957	George Hart, DAV	.578
1958	Dave Kuhn, VT (NCAA)	.657
1959	Don Herman, GWU	.712
1960	Des Gatti, GWU	.736
1964	Tim Hill, GWU	.725
1968	Jimmy Snyder, ECU	.685
1971	Neil Eichelberger, FUR	.713
1975	George Weicker, DAV (NCAA)	.810
1977	Keith Ebersole, WCU, 1977	.721
1981	Mel Kinsey, WCU	.867
1984	Rock Hurst, FUR	.727
1985	Billy Masse, DAV	.741
1987	Dave Turgeon, DAV	.786
1989	Jason Nixon, MAR	.827
1990	Grant Brittain, WCU	.861
1991	Matt Raleigh, WCU	.776
1992	Matt Raleigh, WCU	.773
1993	Tim Kerns, DAV	.763
1996	Tommy Peterman, GSU	.760
1998	Stephen Crater, APP	.737
1999	Chris Moore, WCU	.744
2000	Matt Easterday, GSU	.770
2001	Nathan Copeland, ETSU	.743
2002	Lee Curtis, CofC	.738
2003	Lee Curtis, CofC	.747
2004	Caleb Moore, ETSU	.752
2005	Caleb Moore, ETSU	.705
2006	Steven Stausbaugh, WCU	.675
2007	Brandon Waring, WOF	.851
2008	Jeremie Tice, CofC	.838
2009	Pat Irvine, Elon	.789
2010	Mac Doyle, WOF	.755
2011	Victor Roache, GSU	.778
2012	Brandon Miller, SAM	.650
2013	Julian Ridings, WCU	.663
2014	Casey Jones, Elon	.668
2015	Kyle Lewis, MER	.677
2016	Kyle Lewis, MER	.731
2017	Tyler Tharp, VMI	.647
2018	Matt Pita, VMI	.721

## ON-BASE PERCENTAGE

2000	Matt Easterday, GSU	.514
2001	Alan Beck, WCU	.515
2002	Brett Spivey, CofC	.488
2003	Ryan Gordon, UNCG	.473
2004	Chip Cannon, CIT	.514
2005	Jay Heafner, DAV	.533
2006	Greg Dowling, GSU	.511
2007	Brandon Waring, WOF	.518
2008	Chris Shehan, GSU	.557
2009	Joey Bergman, CofC	.551
2010	Rob Kral, CofC	.482
2011	Ross Heffley, WCU	.483
2012	Marty Gantt, CofC	.483
2013	Joe Jackson, CIT	.495
2014	Casey Jones, Elon	.502
2015	Matt Meeder, MER	.464
2016	Kyle Lewis, MER	.535
2017	Bryson Bowman, WCU	.470
2018	Brandon Michie, MER	.509

## DOUBLES

1960	Shelly Sutton, FUR	11
1962	Sam Pickens, FUR; Joe Hatalla, WVU	8
1963	Steve Berzansky, WVU	11
1964	Bill Marovic, WCU	10
1965	Dick Snyder, DAV; Robin Porter, VMI	7
1966	Fred Rodriguez, ECU	8
1967	Chuck Albertson, W&M; Jim Rama, W&M	7
1968	Gary Laney, FUR	9
1969	Carey Anderson, ECU; Eric Spink, GWU	8
1970	Neil Eichelberger, FUR	10
1971	Mike Aldridge, ECU	10
1972	George Weicker, DAV	9
1973	Mike Kaufman, FUR; Mark Bond, FUR	7
1974	Steve Anspaugh, APP	9
1975	Paul Martin, CIT (NCAA)	13
1976	Ed Willingham, DAV	11
1977	Sonny Wooten, ECU	14
1978	Fred Brown, WCU	14
1979	Gary Robinette, ETSU	12
1980	Willie Carpenter, WCU	18
1981	Mark Velazquez, ETSU	16
1982	Todd Sager, MAR	16
1983	Ron Vincent, APP	16
1985	Mike Carson, WCU	20
1986	Alan Lewis, DAV	17

1987	Freddie Hailey, WCU	21
1988	Roy Vilardi, DAV	19
1989	Steve Hollins, APP	18
1990	Rodney Tesh, WCU	20
1991	Mark Page, ETSU; Joey Cox, WCU	18
1992	Joey Cox, WCU	21
1993	Chris Lemonis, CIT; Mike Tidick, WCU	19
1994	Brett Boretti, DAV; Roy Hurst, WCU	20
1995	Tyson Whitley, GSU	25
1996	Alex Tolbert, WCU	25
1997	Ryan Butler, CIT	22
1998	Aaron Haigler, CIT	25
1999	Jody Pollock, GSU; Dustin Langley, GSU; Philip Hartig, CIT; Stewart Sloan, DAV	20
2000	Dustin Langley, GSU	26
2001	Andy Baxter, ETSU	25
2002	Jason Sarvis, UNCG	24
2003	Rod Goldston, WCU; Lee Curtis, CofC	26
2004	Caleb Moore, ETSU	31
2005	D.J. Wabick, CofC	27
2006	Case Cassidy, FUR	23
2007	David Rubinstein, APP	30
2008	Brandon Sizemore, CofC	24
2009	Joey Bergman, CofC	25
2010	Cole Rakar, CofC	26
2011	Saxon Butler, SAM	26
2012	Eric Phillips, GSU	24
2013	Tyler White, WCU	27
2014	Heath Quinn, SAM; Bradley Strong, WCU; Casey Jones, Elon	20
2015	Conor Clancey, WOF	27
2016	Hunter Swilling, SAM	25
2017	Chris Cook, ETSU	22
2018	Chris Cook, ETSU	22

## TRIPLES

1959	Don Herman, GWU	8
1960	Tom Clary, CIT; Paul Popovich, WVU	4
1962	Jim Procopio, WVU; Bill Whaley, CIT (NCAA)	4
1963	Jim Procopio, WVU	6
1964	Tim Hill, GWU	6
1965	Dick Snyder, DAV	4
1966	Claude Owen, DAV	5
1967	Randy Glesenkamp, W&M	5
1968	Jack Driscoll, W&M	4
1969	Ned Scherer, GWU	4
1970	Bubba Hooker, W&M; Hank Bunnell, GWU	5
1971	Bill Barnhill, DAV	5
1972	R. Ferry, CIT; Reggie Dunnivant, UR; Les Keenan, UR	3
1974	Richard Wieters, CIT; B. Daly, UR; B. Dziabul, APP	4
1975	Steve Becker, W&M (NCAA)	6
1976	Randy Ingram, APP	6
1977	Randy Howell, FUR; Rick Martin, APP	5
1978	Ron Mayfield, UTC	6
1979	Dave Cardwell, ETSU	10
1980	Bob Roma, FUR	5
1981	Kip Hagwood, CIT	7
1982	Marcos Velazquez, ETSU	10
1983	Robbie Pelee, APP; Tom Sams, APP	5
1984	Freddie Hailey, WCU	6
1985	Jim Eldredge, WCU	4
1986	Lee Glaze, CIT; Ron Huntington, WCU	4
1987	Rob Morrison, MAR; Lawrence Sluder, APP; David Turgeon, DAV	3
1988	Billy Baker, CIT	6
1989	Garrett Hinshaw, APP; Anthony Jenkins, CIT; Buddy Ward, CIT	4
1990	Todd Raleigh, WCU; Phillip Tobin, CIT; Anthony Jenkins, CIT	4
1991	Rychlik, CIT; Matt Raleigh, WCU	5
1992	Vic Correll, CIT	6
1993	Ronnie Wagner, FUR; Louie Napoleon, VMI	4
1994	Louie Napoleon, VMI	7
1995	Scott McDaniel, APP	6
1996	Mark Hamlin, GSU	6
1997	Luke Goodwin, DAV	7
1998	Shane Sigmon, APP	6
1999	Billy Colome, CofC; Tracy Biggs, WCU	7
2001	Adam Etherington, FUR	6
2001	Adam Etherington, FUR	6
2002	Lee Curtis, CofC	9
2003	Lee Curtis, CofC	11
2004	Brett Gardner, CofC	9
2005	Evan Erickson, Elon; Brett Gardner, CofC; Shane Byrne, ETSU	5
2006	Chris Swauger, CIT	10
2007	Chris Dove, Elon; Chris Campbell, CofC	8
2008	Cover Overholtzer, UNCG; Chris Dove, Elon;	



**Jared Greenwood was one of four Western Carolina sluggers to lead the SoCon in home runs between 2001-06 when he hit 21 in 2004.**

Jason Rook, APP	6
2009 Isaac Harrow, APP; Corey Overholtzer, UNCG	6
2010 Mac Doyle, WOF	6
2011 Mac Doyle, WOF	7
2012 Daniel Aldrich, CofC	7
2013 Gunnar Heidt, CofC	7
2014 Jaylin Davis, APP	7
2015 Trey York, ETSU	6
2016 Andrew Moritz, UNCG	7
2017 Kody Ruedisili, WOF; Andrew Moritz, UNCG	6
2018 Andrew Moritz, UNCG	10

## HITS

1960 Paul Popovich, WVU	43
1962 Joe Hatalla, WVU	39
1963 Steve Berzansky, WVU	41
1964 Bill Marovic, WVU	44
1965 Jim Hyder, DAV	40
1966 Jim Hyder, DAV	35
1967 Chuck Albertson, W&M	40
1968 Gordon Slade, DAV	42
1969 Rich Richardson, W&M	41
1970 Sam Perlozzo, GWU; Hank Bunnell, GWU; Mike Ross, CIT	33
1971 Bill Barnhill, DAV	44
1975 George Weicker, DAV	52
1976 Russell Lee, FUR	46
1977 Everett Smith, FUR	56
1978 John Baker, UTC	61
1979 Gary Robinette, ETSU	61
1986 Lee Glaze, CIT	88
1987 Keith LeClair, WCU	87
1988 Keith LeClair, WCU	101
1989 Clint Fairey, WCU	69
1990 Anthony Jenkins, CIT	89
1991 Kevin Bellomo, WCU	101
1992 Rodney Hennon, WCU	92
1993 Rodney Hennon, WCU	87
1994 Roy Hurst, WCU	89
1995 Tyson Whitley, GSU	86
1996 Tommy Peterman, GSU	94
1997 Jeremy Bruce, WCU	99
1998 Terrence Smalls, CIT	90
1999 Eric Johnson, WCU	100
2000 Matt Easterday, GSU	107
2001 Scott Henley, GSU	99
2002 Lee Curtis, CofC	92
2003 Ryan Gordon, UNCG	96
2004 Byron Barber, CofC	107
2005 Brett Gardner, CofC	122
2006 Jermaine Mitchell, UNCG	93
2007 Chris Campbell, CofC	102
2008 Chris Shehan, GSU	98



# ANNUAL STATISTICAL LEADERS



2009	Sonny Meade, CIT	104
2010	Cole Rakar, CofC	102
2011	Eric Phillips, GSU	98
2012	Eric Phillips, GSU	93
2013	Aaron Attaway, WCU	97
2014	Casey Jones, Elon	82
2015	Matt Ramsay, WOF	84
2016	Ben Spitznagel, UNCG	95
2017	Andrew Moritz, UNCG	94
2018	Andrew Moritz, UNCG	92

## TOTAL BASES

1971	Neil Eichelberger, FUR	77
1975	George Weicker, DAV	94
1977	Everette Smith, FUR	97
1978	John Baker, UTC	101
1979	Dave Cardwell, ETSU	106
1986	Mike Carson, WCU	123
1987	Clint Fairey, WCU	146
1988	Keith LeClair, WCU	179
1989	Clint Fairey, WCU	125
1990	Anthony Jenkins, CIT	161
1991	Matt Raleigh, WCU	173
1992	Matt Raleigh, WCU	177
1993	Todd Greene, GSU	152
1994	Mike Tidick, WCU	154
1995	Steve Wilson, GSU	146
1996	Tommy Peterman, GSU	187
1997	Jerry Simmons, CIT	147
1998	Philip Hartig, CIT	143
1999	Philip Hartig, CIT	171
2000	Matt Easterday, GSU	187
2001	Philip Hartig, CIT	166
2002	Lee Curtis, CofC	166
2003	Lee Curtis, CofC	174
2004	Jared Greenwood, WCU	160
2005	Chris Campbell, CofC	168
2006	Chris Swauger, CIT	147
2007	Brandon Waring, WOF; Kenny Smith, WCU	189
2008	Jeremie Tice, CofC	192
2009	Chase Austin, Elon	178
2010	Matt Leeds, CofC	167
2011	Victor Roache, GSU	179
2012	Brandon Miller, SAM	160
2013	Ryan Kinsella, Elon	168
2014	Aaron Mizell, GSU	132
2015	Kyle Lewis, MER	153
2016	Heath Quinn, SAM	165
2017	Chris Cook, ETSU; Tyler Tharp, VMI	143
2018	Matt Pitta, VMI	163

## RUNS

1960	Dick Jones, CIT	30
1962	Sam Pickens, FUR	28
1963	Bill Marovic, WVU	40
1964	Bill Marovic, WVU	34
1965	Jim Hyder, DAV	23
1966	Mullan, GWU	26
1967	Chuck Albertson, W&M; Chuck Guth, WVU	27
1968	Mike Ross, CIT	27
1969	Rich Richardson, W&M	41
1977	David Ball, WCU	46
1978	Wayne Tolleson, WCU	46
1979	Dave Cardwell, ETSU	47
1980	Gary Robinette, ETSU	36
1981	Marcos Velazquez, ETSU	71
1982	Mike Knox, CIT	66
1983	Tony Martin, ETSU	47
1984	David Hyatt, WCU	40
1985	Lawrence Sluder, APP	58
1986	Ed Dubiel, APP	60
1987	Billy Masse, DAV	64
1988	Keith LeClair, WCU	65
1989	Steve Hollins, APP	56
1990	Anthony Jenkins, WCU	70
1991	Kevin Bellomo, WCU	77
1992	Matt Raleigh, WCU	77
1993	Rodney Hennon, WCU	65
1994	Mike Tidick, WCU	62
1995	Tyson Whitley, GSU	57
1996	Tommy Peterman, GSU	66
1997	Jeremy Bruce, WCU	82
1998	Martin Barrow, WCU	72
1999	Eric Johnson, WCU	83
2000	Chris Morris, CIT	81
2001	Doug Schutt, UNCG	67
2002	Chris Walker, GSU	79
2003	Alan Beck, WCU	68
2004	Phillip Coker, CofC	75



**New York Yankees outfielder Brett Gardner (College of Charleston) was twice the SoCon leader in triples and stolen bases, and the speedster set SoCon marks with 85 runs and 122 hits in 2005.**

2005	Brett Gardner, CofC	85
2006	Barrett Shaft, WCU	68
2007	Oliver Marmol, CofC	84
2008	Chris Shehan, GSU	84
2009	Joey Bergman, CofC	88
2010	Cole Rakar, CofC	76
2011	Shawn Payne, GSU	70
2012	Marty Gantt, CofC	68
2013	Aaron Attaway, WCU	68
2014	Bradley Strong, WCU	58
2015	Hunter Swilling, SAM	63
2016	Kyle Lewis, MER	70
2017	Chris Cook, ETSU; Aaron Maher, ETSU	62
2018	Trey Truitt, Mercer	71

## STOLEN BASES

1960	Gaines Mason, FUR	17
1962	Larry Hitchcock, CIT; Jim Procopio, WVU	13
1963	Bill Marovic, WVU	27
1964	Bill Marovic, WVU	27
1965	Bill Marovic, WVU	20
1966	Tom Parke, WVU	15
1967	Joe Lalli, GWU (NCAA)	21
1968	Jimmy Rama, W&M	16
1974	Mike Ramsey, APP	34
1975	Rick Schwartzman, W&M (NCAA)	27
1976	Rick Schwartzman, W&M	26
1977	Wayne Tolleson, WCU	26
1978	Wayne Tolleson, WCU	29
1979	John Porter, DAV	15
1982	Mike Knox, CIT	39
1984	Eddy Halleman, FUR	19
1985	Tim Jones, CIT	46
1986	Eddy Halleman, FUR	35
1987	Gary Sibayan, VMI	24
1988	Gary Sibayan, VMI	26
1989	Billy Swails, CIT	17
1990	Dan McDonnell, CIT	38
1991	Dan McDonnell, CIT	30
1992	Vic Correll, CIT; Dan McDonnell, CIT	27
1993	Will Shellman, APP	29
1994	David Beckley, CIT	39
1995	David Groseclose, VMI	33
1996	Antoine Moran, GSU	50
1997	Terrence Smalls, CIT	33
1998	Terrence Smalls, CIT	49
1999	Chris Morris, CIT	52
2000	Chris Morris, CIT	84
2001	Chris Walker, GSU	41
2002	Chris Walker, GSU	48
2003	Brett Gardner, CofC	28
2004	Byron Barber, CofC	25
2005	Brett Gardner, CofC	38

2006	Phillip Coker, CofC	36
2007	Chris Dove, Elon	31
2008	Chris Dove, Elon	38
2009	Trevor Collias, WCU	30
2010	Shawn Payne, GSU	43
2011	Shawn Payne, GSU	33
2012	Hector Crespo, APP	30
2013	William Head, APP; Ben Morgan, GSU	27
2014	Hunter Burton, FUR (NCAA)	41
2015	Jordan Tarsovic, VMI	24
2016	Garrett Brown, WCU	34
2017	Ryan Hagan, MER	24
2018	Nathan Eaton, VMI	36

## BASES ON BALLS

1960	Harold Honeycutt, VT	23
1983	Mel Kinsey, WCU	55
1985	Ken Vickery, CIT	52
1990	Dan McDonnell, CIT	62
1991	Dan McDonnell, CIT	53
1992	Dan McDonnell, CIT	63
1993	Todd Greene, GSU	44
1994	Franco Martin, VMI	44
1995	Sy Jones, GSU	59
1996	Bo Betchman, CIT; Sy Jones, GSU	49
1997	Alex Tolbert, WCU	59
1998	Chris Moore, WCU	62
1999	Chris Morris, CIT	57
2000	Shane Schumaker, UNCG; Chris Morris, CIT	47
2001	Shane Schumaker, UNCG	43
2002	Strat Stavrou, WOF	41
2003	Alan Beck, WCU	47
2004	Chip Cannon, CIT	71
2005	Jared Greenwood, WCU	54
2006	Greg Dowling, GSU	53
2007	Blake Murphy, WCU	52
2008	Ricky Orton, UNCG	61
2009	Chris McGuiness, CIT	65
2010	Rob Kral, CofC	58
2011	Rob Kral, CofC	61
2012	Marty Gantt, CofC; Hector Crespo, APP	45
2013	Bo Thompson, CIT	54
2014	T.J. Dixon, SAM; Bo Thompson, CIT	41
2015	Matt Meeder, MER	48
2016	Kyle Lewis, MER	66
2017	Ryan Hagan, MER	41
2018	Brett Rodriguez, WOF	48

## HIT BY PITCH

2000	Karl Morris, CofC	20 or 21
2002	Brett Anderson, CofC	20
2003	James Payne, GSU	23
2004	Byron Barber, CofC	24
2005	Gary Morris, Elon	32
2006	Tim Hallam, WCU	19
2007	Graham Maiden, CofC	29
2008	Bennett Davis, Elon	22
2009	Griffin Benedict, GSU	24
2010	Chris Barker, UNCG	26
2011	Trevor Edwards, UNCG	18
2012	Tyler Zupcic, APP; Scooter Williams, GSU	14
2013	Scooter Williams, GSU	19
2014	Bo Thompson, CIT	22
2015	Danny Edgeworth, MER	16
2016	Kramer Ferrell, WCU	18
2017	JT Thomas, MER	16
2018	Andrew Orzel, WOF	36

## INDIVIDUAL PITCHING

### WINS

1952	Moe Bauer, WF	11
1959	Dennis Hill, GWU; Paul Chuma, WVU	8
1960	Dick Almes, CIT	8
1962	Tom Shafer, WVU	9
1963	John Radosevich, WVU	8
1964	John Radosevich, WVU	9
1965	John Radosevich, WVU	8
1966	Jerry Meadows, WVU	9
1967	Jay Newton, W&M; Mike Moschel, WVU; Dick Balderson, UR	7
1968	Hank Bunnell, GWU	9
1969	Hank Bunnell, GWU	6
1970	Hank Bunnell, GWU	9
1971	John Katona, FUR; Doug Pounder, CIT	10
1972	John Katona, FUR	8
1973	Tommy Toms, ECU; Steve Anspaugh, APP	7

1974	R. Martin, UR, Jim Blankenship, APP	7
1975	Hank Welch, CIT; Joel Tew, DAV	8
1976	Mickey Britt, ECU	10
1977	Jerry Reed, WCU	10
1978	Mike Pendleton, CIT	9
1979	Frank Galloway, CIT	9
1980	Jeff Andrews, ETSU	11
1981	Joe Graves, ETSU	11
1982	Phil Pierce, ETSU	10
1983	Mike Cherry, CIT	12
1984	Pete Hardee, APP	12
1985	Scott Gay, WCU	12
1986	Keith Smith, WCU	10
1987	Steve Condon, DAV	9
1988	Greg Wilcox, DAV	11
1989	Pete Palmer, APP	8
1990	Jack Kimel, WCU	11
1991	Will Ertel, FUR	12
1992	Jack Kimel, WCU	10
1993	Jason Beverlin, WCU	12
1994	Jason Beverlin, WCU	11
1995	William Rushing, GSU; Chris Pollard, DAV	11
1996	Julio Ayala, GSU	15
1997	Mark DiFelice, WCU	10
1998	Mark DiFelice, WCU	11
1999	Matt Baber, ETSU	12
2000	David Ray, GSU	12
2001	Brett Lewis, GSU	9
2002	Scotter Michael, UNCG	12
2003	Tom Mastny, FUR; Jarrett Santos, UNCG	11
2004	Ryan Johnson, CofC; Jonathan Ellis, CIT	12
2005	Jeremy Hall, ETSU	10
2006	Nick Chiggies, CofC	11
2007	Nick Chiggies, CofC; Ben Austin, WOF	11
2008	Steven Hensley, Elon	10
2009	Chris Mederos, GSU	11
2010	Asher Wojciechowski, CIT	12
2011	Josh Renfro, CofC; Chris Beck, GSU; Josh Adams, GSU	9
2012	Josh Martin, SAM	12
2013	Jeremy Null, WCU; Jamie Nunn, APP	9
2014	Alex Ledford, SAM	11
2015	Matthew Milburn, WOF	10
2016	Will Gaddis, FUR	10
2017	Will Gaddis, FUR	9
2018	Matt Frisbee, UNCG, Robert Broom, MER	10

### EARNED RUN AVERAGE

1957	Fox, CIT	1.44
1958	Paul Chuma, WVU (NCAA)	1.50
1960	Jim Carter, WVU	1.07
1962	Tom Shafer, WVU	1.52
1963	Joe Jeran, WVU	1.15
1964	Percy Sensabaugh, VMI	0.67
1965	Winston Blenckstone, UR	0.99
1966	Vaughn Kovach, WVU	0.66
1967	Marshall Dellinger, ECU	0.85
1968	Dennis Burke, ECU	0.91
1969	Terry Deaver, FUR	0.83
1970	Ron Hastings, ECU	0.56
1971	Rich Richardson, W&M	0.87
1972	Rusty Booth, CIT	0.95
1973	Roger Hatcher, UR	0.69
1974	Dave LaRussa, ECU	0.87
1975	Dean Reavis, ECU	1.82
1976	Pete Conaty, ECU	1.21
1977	Mickey Britt, ECU	1.68
1978	Don Gordon, CIT	1.72
1979	Frank Galloway, CIT	1.00
1980	Mike Sullivan, MAR	0.60
1981	Alan Hurt, CIT	1.85
1982	Kirk Bailey, APP	1.25
1983	David Mills, CIT	1.13
1984	Rich Collins, CIT	1.70
1985	J.D. McKinney, MAR	3.05
1986	Mike Montei, CIT	2.84
1987	Ward Withrow, CIT	1.32
1988	Paul Menhart, WCU	3.55
1989	Matt Gore, CIT	2.41
1990	Ken Britt, CIT (preCWS)	1.97
1991	Ken Britt, CIT	2.59
1992	Gettys Glaze, CIT	1.70
1993	John Price, CIT	2.20
1994	Britt Reames, CIT	2.16
1995	Donald Morillo, CIT	1.60
1996	Dan Stutzman, APP	2.24
1997	Tom Martin, CIT	3.25
1998	Jason Parsons, UNCG	2.32
1999	Lucas Hocker, CofC	2.52

2000	Eric Talbert, CIT	2.76
2001	Eric Talbert, CIT	2.06
2002	Randy Corn, CIT	1.37
2003	Tom Mastny, FUR	1.09
2004	Jonathan Ellis, CIT	2.18
2005	Chris Mason, UNCG	2.88
2006	Nick Chiggies, CofC	1.40
2007	Drew Saberhagen, WCU	2.87
2008	Jay Jackson, FUR	3.17
2009	Matt Talley, CIT	3.42
2010	Matt Benedict, WCU	3.11
2011	Andy Moye, GSU; Matt Murray, GSU	2.39
2012	Christian Powell, CofC	2.69
2013	Alex Abrams, FUR	2.43
2014	Jason Richman, GSU	1.20
2015	Morgan Pittman, MER	2.43
2016	Andrew Wantz, UNCG	2.97
2017	Will Gaddis, FUR	1.89
2018	Robert Broom, MER	1.70

### STRIKEOUTS

1955	Jim Heise, WVU	111
1959	Dick Almes, CIT	127
1960	Paul Chuma, WVU	87
1962	Frank Griffith, UR	84
1963	John Radosevich, WVU (NCAA)	95
1964	John Radosevich, WVU	123
1965	John Radosevich, WVU	120
1966	Holland, DAV	113
1967	Jerry Meadows, ECU	105
1968	Hank Bunnell, GWU	93
1969	Hank Bunnell, GWU	79
1970	Hank Bunnell, GWU	110
1971	John Katona, FUR	109
1972	Steve Arrington, CIT	68
1973	Steve Arrington, CIT	93
1974	Todd Brenizer, FUR	78
1975	Richard Wieters, CIT	62
1976	Chris Davis, W&M	84
1977	Tim Barr, DAV	106
1978	Mike Pendleton, CIT	98
1979	Mike Pendleton, CIT	91
1981	Jeff Barkley, CIT	88
1982	Mike Cherry, CIT	106
1983	Mike Cherry, CIT	132
1984	Scott Gay, WCU	62
1985	Scott Gay, WCU	118
1986	Len Stratton, APP	90
1987	Len Stratton, APP	69
1988	Greg Wilcox, DAV	86
1989	Paul Menhart, WCU	64
1990	Paul Menhart, WCU	82
1991	Will Ertel, FUR	96
1992	Gettys Glaze, CIT	104
1993	Jason Beverlin, WCU	106
1994	Jason Beverlin, WCU	154



Wofford pitcher Ben Austin paced the SoCon with 11 wins in 2007 and a pair of shutouts in 2008.

1995	William Rushing, GSU	172
1996	Julio Ayala, GSU	143
1997	Ryan Cummings, GSU	104
1998	Brian Rogers/Brian Wiley, CIT	159
1999	Brian Wiley, CIT	150
2000	David Ray, GSU	115
2001	Reid Casey, ETSU	107
2002	Brett Lewis, GSU	122
2003	Dennis Dove, GSU	118
2004	Jonathan Ellis, CIT	131
2005	Chris Mason, UNCG	135
2006	Everett Teaford, GSU	122
2007	Nick Chiggies, CofC	112
2008	Steven Hensley, Elon	99
2009	Chris Mederos, GSU	113
2010	Asher Wojciechowski, CIT	155
2011	Chris Beck, GSU	109
2012	Chris Beck, GSU	115
2013	Justin Hess, GSU	120
2014	Sam Howard, GSU	94
2015	James Reeves, CIT	115
2016	Matthew Milburn, WOF	103
2017	JP Sears, CIT	142
2018	Adam Scott	137

### INNINGS PITCHED

1960	Dick Almes, CIT	94.0
1961	Lee Melear, VT	74.2
1962	Tom Shafer, WVU	88.1
1963	Tony Romasco, GWU	76.2
1964	John Radosevich, WVU	81.0
1965	John Radosevich, WVU	77.0
1966	Howard Bryan, DAV	90.0
1967	Jay Newton, W&M	97.0
1968	Dick Balderson, UR	80.0
1969	Hank Bunnell, GWU	88.1
1970	Hank Bunnell, GWU	102.1
1971	Rick Pipan, DAV	94.0
1972	John Katona, FUR	76.1
1973	Tommy Toms, ECU	77.1
1974	Jim Blankenship, APP	93.1
1975	Joel Tew, DAV	94.2
1976	Mickey Britt, ECU	103.2
1977	Tim Barr, DAV	113.1
1978	Albie DeYoung, MAR	75.0
1979	Frank Galloway, CIT	99.0
1981	Jeff Barkley, CIT	94.0
1985	Scott Gay, WCU	113.1
1989	Paul Menhart, WCU	86.1
1990	Billy Baker, CIT	109.1
1991	Will Ertel, FUR	132.1
1992	Phillip Grundy, WCU	110.1
1993	Jason Beverlin, WCU	105.1
1994	Jason Beverlin, WCU	124.1
1995	William Rushing, GSU	160.0
1996	Julio Ayala, GSU	152.0
1997	Clint Sauls, GSU	115.0
1998	Clint Sauls, GSU	122.0
1999	David Pember, WCU	119.2
2000	Matt Baber, ETSU	133.2
2001	Reid Casey, ETSU	117.1
2002	Brett Lewis, GSU	126.1
2003	Ryan Basner, WCU	125.0
2004	Jonathan Ellis, CIT	136.1
2005	Everett Teaford, GSU	119.2
2006	Everett Teaford, GSU	120.1
2007	Austin Redwine, WOF	109.0
2008	Jay Jackson, FUR	99.1
2009	Wes Wrenn, CIT	102.0
2010	Asher Wojciechowski, CIT	125.2
2011	Chris Beck, GSU	103.0
2012	Josh Martin, SAM	110.0
2013	Kyle Webb, Elon	104.0
2014	Jordan Smith, WCU	105.0
2015	Alex Ledford, SAM	104.1
2016	Ryan Askew, MER; Will Gaddis, FUR	101.2
2017	Josh Winder, VMI	107.2
2018	Adam Scott, WOF	103.1

### COMPLETE GAMES

1956	Charlie Moore, FUR	9
1965	John Radosevich, WVU	9
1966	Four players	7
1967	Jay Newton, W&M; Dick Balderson, UR	11
1968	Hank Bunnell, GWU; Dick Balderson, UR	9
1970	John Katona, FUR	10
1971	Rick Pipan, DAV	11
1974	Jim Blankenship, APP	9
1975	Joel Tew, DAV	10



# ANNUAL STATISTICAL LEADERS



1976	Jeff Roberts, FUR	9
1977	Tim Barr, DAV	10
1978	Albie DeYoung, MAR	8
1979	Mike Priesmeyer, ETSU	9
1980	Jeff Andrews, ETSU	9
1981	Jeff Barkley, CIT	9
1985	Kirk Burnett, FUR; Chris Johnson, ETSU	9
1989	Mike Clark, FUR	7
1990	Danny Clark, ETSU	8
1991	Will Ertel, FUR	11
1992	Charles Braswell, FUR; Dallas Rinehart, ETSU	9
1993	Matt Spade, MAR	7
1994	Matt Spade, MAR	9
1995	Chris Pollard, DAV	11
1996	W.G. Smith, VMI	7
1997	Jonathan Coulombe, DAV	10
1998	Michael Harrell, ETSU	7
1999	Matt Baber, ETSU	11
2000	Matt Baber, ETSU	9
2001	Toby David, FUR; George Lehr, WOF	4
2002	Jay Metzger, UNCG	6
2003	Tom Mastny, FUR	8
2004	Jonathan Ellis, CIT	9
2005	Chris Mason, UNCG	8
2006	Everett Teaford, GSU	4
2007	Seven tied	2
2008	Jesse Simpson, CofC; Ben Austin, WOF	2
2009	Wes Wrenn, CIT	3
2010	Asher Wojciechowski, CIT; Ian Parry, FUR; Jake Brown, GSU	3
2011	Matt Talley, CIT; Chris Beck, GSU; Andy Moye, GSU; Jordan Smith, WCU; Cash Collins, WOF	2
2012	Chris Beck, GSU	4
2013	C.K. Irby, SAM	3
2014	Tyler Moore, APP	5
2015	Eric Nyquist, MER	3
2016	Will Gaddis, FUR; Josh Winder, VMI; Matthew Milburn, WOF	2
2017	Josh Winder, VMI; Austin Higginbotham, WOF	3
2018	Austin Higginbotham, Adam Scott, WOF	2

## APPEARANCES

1989	Dan Norman, APP	22
1990	Hank Kraft, CIT	27
1991	Hank Kraft, CIT	26
1992	Billy Goodrich, VMI; Hank Kraft, CIT	24
1993	Paul Thornton, GSU	35
1994	Mike Manning, WCU	40
1995	Donald Morillo, CIT	32
1996	Tod Lee, GSU	38
1997	Tod Lee, GSU	42
1998	Tom Martin, CIT	38
1999	Marty Jones, GSU	33
2000	Taft Cable, UNCG	38
2001	Ted Toler, UNCG	41
2002	Randy Corn, CIT	39
2003	Jarrett Santos, UNCG	41
2004	Jarrett Santos, UNCG	34
2005	Luke Miller, WCU	37
2006	Patrick Currin, UNCG	38
2007	Kyle Kamppi, GSU	37
2008	James White, UNCG	38
2009	Mike Frongello, DAV	34
2010	Andrew Chilcoat, WCU	34
2011	Mike Frongello, DAV	39
2012	Ryan Hines, CIT	36
2013	Zach Sherrill, CIT	48
2014	Jason Richman, GSU (NCAA)	47
2015	Zach Lavery, CIT	41
2016	Robert Broom, MER	41
2017	Billy Greenfield, FUR	35
2018	Nick Spear, MER	32

## SAVES

1988	Brad Wanzenberg, DAV	11
1989	Tripp Blanton, CIT; Dan Norman, APP	6
1990	Hank Kraft, CIT; Doug Uzdilla, WCU	7
1991	Hank Kraft, CIT	9
1992	Hank Kraft, CIT	12
1993	Paul Thornton, GSU	17
1994	Mike Manning, WCU	14
1995	Donald Morillo, CIT	13
1996	Tod Lee, GSU	11
1997	Tod Lee, GSU; Tom Martin, CIT	7
1998	David Pember, WCU; Tom Martin, CIT	8
1999	Brett Davey, CofC; Jay Morgan, CIT; Ian Ostlund, VMI	7
2000	Jay Morgan, CIT	10

2001	Randy Corn, CIT; Andy Hutchings, CofC	12
2002	Randy Corn, CIT	13
2003	Chris Mason, UNCG	8
2004	Brett Harker, CofC	13
2005	Brett Harker, CofC	15
2006	Josh McLaughlin, CofC; Link Saunders, CIT	15
2007	A.J. Battisto, GSU; Greg Holland, WCU	10
2008	Thomas Girdwood, Elon	10
2009	Thomas Girdwood, Elon	17
2010	Chris Patterson, APP	13
2011	Andrew Jones, SAM	15
2012	Nathan Hyatt, APP	16
2013	Preston Hatcher, WCU	14
2014	Skylar Hunter, CIT	15
2015	Will Stillman, WOF	15
2016	Will Stillman, WOF	9
2017	Wyatt Burns, SAM	12
2018	Wyatt Burns, SAM	13

## SHUTOUTS

1979	Frank Galloway, CIT	4
1981	Jeff Montgomery, MAR	4
1989	Matt Gore, CIT; Paul Menhart, WCU	2
1990	Richard Shirer, CIT	3
1991	Ken Britt, CIT; Chris Smith, APP	3
1992	Gettys Glaze, CIT	5
1993	Clint Fair, GSU	3
1994	Tim Roth, GSU; William Rushing, GSU	3
2000	Four tied	1
2001	Six tied	1
2002	Five tied	2
2003	10 tied	1
2004	Jonathan Ellis, CIT	2
2005	Chris Mason, UNCG	1
2006	Nick Chigges, CofC	2
2007	Six tied	1
2008	Ben Austin, WOF	2
2009	David Peterson, CofC; Matt Crim, CIT	1
2010	Matt Talley, CIT; Jimmy Reyes, Elon	2
2011	Jordan Smith, WCU	2
2012	Six tied	1
2013	Sam Agnew-Wieland, APP	2
2014	Five tied	1
2015	Eric Nyquist, MER; Adam Scott, WOF	2
2016	Five tied	1
2017	Five tied	1
2018		0

## OPPOSING BATTING AVERAGE

2000	Jason Cadenhead, GSU	.226
2001	Randy Corn, CIT	.209
2002	Randy Corn, CIT	.157
2003	Tom Mastny, FUR	.178
2004	Jonathan Ellis, CIT	.221
2005	Link Saunders, CIT	.234
2006	Nick Chigges, CofC	.205
2007	Jeff Beliveau, CofC	.229
2008	Jay Jackson, FUR	.216
2009	Rob Gilliam, UNCG	.224
2010	Asher Wojciechowski, CIT	.233
2011	Matt Murray, GSU	.207
2012	Matt Pegler, CofC	.221
2013	Alex Abrams, FUR	.236
2014	Danny Mooney, DAV	.203
2015	James Reeves, CIT	.227
2016	Andrew Wantz, UNCG	.199
2017	Robert Broom, MER	.195
2018	Samuel Strickland, SAM	.177

## TEAM BATTING

1963	The Citadel	.219
1964	West Virginia	.283
1965	George Washington	.279
1966	George Washington	.318
1967	East Carolina	.273
1968	George Washington	.284
1969	William & Mary	.269
1970	Richmond	.275
1971	Furman	.272
1972	Richmond	.262
1973	Appalachian State	.278
1974	Appalachian State	.268
1975	The Citadel	.293
1976	The Citadel	.295
1977	Western Carolina	.322



The 39 appearances by Davidson's Mike Frongello in 2010 led the league that year.

1978	Appalachian State	.353
1979	ETSU	.302
1980	Western Carolina	.324
1981	Appalachian State	.346
1982	The Citadel	.346
1983	Appalachian State	.317
1984	Appalachian State	.314
1985	Appalachian State	.328
1986	Appalachian State	.343
1987	Western Carolina	.314
1988	Appalachian State	.339
1989	Marshall	.317
1990	Western Carolina	.314
1991	Western Carolina	.330
1992	Western Carolina	.320
1993	ETSU	.313
1994	Western Carolina	.295
1995	Georgia Southern	.294
1996	Appalachian State	.314
1997	Western Carolina	.351
1998	ETSU	.314
1999	Western Carolina	.328
2000	The Citadel	.325
2001	Western Carolina	.311
2002	Western Carolina	.334
2003	The Citadel; Georgia Southern	.307
2004	College of Charleston	.341
2005	College of Charleston	.355
2006	College of Charleston	.325
2007	College of Charleston	.350
2008	Georgia Southern	.346
2009	College of Charleston	.345
2010	College of Charleston	.319
2011	Western Carolina	.302
2012	Western Carolina	.310
2013	UNCG	.311
2014	UNCG	.310
2015	Samford	.304
2016	UNCG (NCAA)	.345
2017	UNCG	.320
2018	UNCG	.326

## HOME RUNS

1963	VMI	15
1964	Davidson	13
1965	Virginia Tech	10
1966	East Carolina	10
1967	East Carolina	14
1968	East Carolina	27
1969	East Carolina	16
1970	Furman	13
1971	Furman	29
1972	East Carolina	13
1973	Richmond	10
1974	East Carolina	19
1975	Davidson	24
1976	Richmond	24
1977	Western Carolina	37
1978	Appalachian State	41
1979	ETSU	44
1980	ETSU	40
1981	ETSU	69
1982	ETSU	60
1983	ETSU	59
1984	Western Carolina	36
1985	Appalachian State	78
1986	Appalachian State	76

1987	Davidson	84
1988	Western Carolina	112
1989	Western Carolina	70
1990	Western Carolina	65
1991	Western Carolina	67
1992	Western Carolina	87
1993	Western Carolina; Davidson	67
1994	Davidson	47
1995	Georgia Southern	57
1996	Georgia Southern	73
1997	Western Carolina	100
1998	Western Carolina	55
1999	Western Carolina	82
2000	UNCG	61
2001	Georgia Southern	60
2002	Western Carolina	56
2003	Western Carolina	58
2004	Western Carolina	66
2005	ETSU	69
2006	Elon	68
2007	Wofford	108
2008	College of Charleston	130
2009	Elon	138
2010	College of Charleston	105
2011	College of Charleston	81
2012	Samford	66
2013	Western Carolina	71
2014	Georgia Southern	61
2015	Samford (NCAA)	85
2016	Mercer	93
2017	Mercer	79
2018	Mercer	80

### SLUGGING PERCENTAGE

2000	The Citadel	.478
2001	Western Carolina	.473
2002	College of Charleston	.508
2003	College of Charleston	.464
2004	College of Charleston	.485
2005	ETSU	.523
2006	Furman	.471
2007	College of Charleston	.570
2008	College of Charleston	.607
2009	Elon	.596
2010	College of Charleston	.539
2011	College of Charleston	.486
2012	Samford	.457
2013	Western Carolina	.493
2014	Davidson	.459
2015	Samford	.489
2016	UNCG (NCAA)	.538
2017	Mercer	.484
2018	VMI	.477

### ON-BASE PERCENTAGE

2000	The Citadel	.410
2001	College of Charleston; Western Carolina	.391
2002	College of Charleston	.412
2003	Georgia Southern	.396
2004	College of Charleston	.431
2005	College of Charleston	.432
2006	Elon	.402
2007	College of Charleston	.423
2008	Georgia Southern	.437
2009	College of Charleston	.430
2010	College of Charleston	.413
2011	College of Charleston	.394
2012	Samford	.387
2013	The Citadel	.395
2014	Western Carolina	.383
2015	Wofford	.392
2016	UNCG (NCAA)	.425
2017	Mercer	.401
2018	Mercer	.400

### RUNS

2000	The Citadel	492
2001	Georgia Southern	500
2002	College of Charleston	533
2003	Western Carolina	477
2004	College of Charleston	535
2005	College of Charleston	553
2006	Elon	491
2007	College of Charleston	552
2008	College of Charleston	627
2009	Elon	604
2010	College of Charleston	576
2011	College of Charleston	446
2012	Samford	436

2013	The Citadel	434
2014	Georgia Southern	413
2015	Samford	435
2016	UNCG	492
2017	UNCG	438
2018	Mercer	479

### HITS

2000	The Citadel	687
2001	Georgia Southern	690
2002	Georgia Southern	733
2003	Western Carolina	694
2004	College of Charleston	760
2005	College of Charleston	814
2006	College of Charleston	725
2007	College of Charleston	760
2008	Georgia Southern	751
2009	The Citadel	728
2010	College of Charleston	732
2011	College of Charleston	627
2012	Samford	674
2013	Western Carolina	653
2014	Georgia Southern	627
2015	Samford	636
2016	UNCG (NCAA)	726
2017	Furman	676
2018	Mercer	635

### RUNS BATTED IN

2000	The Citadel	444
2001	Georgia Southern	442
2002	College of Charleston	450
2003	Western Carolina	421
2004	College of Charleston	475
2005	College of Charleston	495
2006	Elon	449
2007	College of Charleston	513
2008	College of Charleston	589
2009	Elon	558
2010	College of Charleston	532
2011	College of Charleston	416
2012	Samford	399
2013	The Citadel	398
2014	Georgia Southern	372
2015	Samford	405
2016	UNCG	451
2017	UNCG	400
2018	Mercer	437



*Furman's Tom Mastny recorded a 1.09 ERA in 2003, which stands as the lowest mark in the SoCon since 1980. Mastny was drafted in the 11th round in 2003 and went on to spend three years in MLB.*

### DOUBLES

2000	Georgia Southern	155
2001	Western Carolina	143
2002	College of Charleston	151
2003	Western Carolina	148
2004	Western Carolina	137
2005	College of Charleston	174
2006	Appalachian State	136
2007	Appalachian State	168
2008	College of Charleston	161
2009	College of Charleston	156
2010	College of Charleston	160
2011	College of Charleston	134
2012	Appalachian State	134
2013	Western Carolina	145
2014	Samford	120
2015	Wofford	125
2016	UNCG	145
2017	ETSU	130
2018	Wofford	114

### TRIPLES

2000	The Citadel	23
2001	Furman	24
2002	College of Charleston	42
2003	College of Charleston	27
2004	College of Charleston	23
2005	ETSU	17
2006	The Citadel	21
2007	College of Charleston	26
2008	Elon	24
2009	Elon	24
2010	UNCG	21
2011	Elon	21
2012	Appalachian State	20
2013	Elon	19
2014	Appalachian State	21
2015	Wofford	20
2016	UNCG (NCAA)	32
2017	UNCG (NCAA)	33
2018	UNCG	30

### TOTAL BASES

2000	Georgia Southern	1,018
2001	Georgia Southern	1,028
2002	College of Charleston	1,089
2003	Western Carolina	1,044
2004	College of Charleston	1,080
2005	College of Charleston	1,196
2006	Elon	1,022
2007	College of Charleston	1,237
2008	College of Charleston	1,304
2009	Elon	1,310
2010	College of Charleston	1,237
2011	College of Charleston	1,028
2012	Samford	1,020
2013	Western Carolina	1,045
2014	Georgia Southern	940
2015	Samford	1,023
2016	UNCG	1,130
2017	Furman	1,036
2018	Mercer	996

### BASES ON BALLS

2000	College of Charleston	314
2001	UNCG	293
2002	College of Charleston	256
2003	Western Carolina	274
2004	The Citadel	260
2005	Elon	250
2006	Elon	308
2007	Elon	277
2008	Elon	330
2009	Elon	326
2010	Elon	302
2011	College of Charleston	297
2012	Samford	251
2013	Elon	280
2014	Georgia Southern	256
2015	Wofford	266
2016	Mercer (NCAA)	366
2017	Mercer	299
2018	VMI	281

### HIT BY PITCH

2000	College of Charleston	98
2002	Georgia Southern	86
2003	Georgia Southern	92
2004	College of Charleston	122



# ANNUAL STATISTICAL LEADERS



2005	Elon	108
2006	Western Carolina	101
2007	College of Charleston	96
2008	Elon	105
2009	Georgia Southern	107
2010	Elon; Western Carolina	93
2011	Elon	79
2012	Samford	73
2013	Western Carolina	72
2014	Western Carolina	82
2015	Western Carolina	79
2016	Western Carolina	98
2017	Western Carolina	68
2018	Mercer	92

## STRIKEOUTS

2000	UNCG	415
2001	UNCG	521
2002	The Citadel	397
2003	The Citadel	431
2004	The Citadel	466
2005	Elon	424
2006	Wofford	447
2007	Wofford	427
2008	Elon	443
2009	Elon	469
2010	College of Charleston	479
2011	Davidson	476
2012	College of Charleston	488
2013	Georgia Southern	514
2014	Samford	448
2015	The Citadel	516
2016	The Citadel	520
2017	VMI	608
2018	Western Carolina	496


## STOLEN BASES

2000	The Citadel	198
2001	Georgia Southern	131
2002	Georgia Southern	151
2003	UNCG; College of Charleston	101
2004	College of Charleston	112
2005	College of Charleston	99
2006	College of Charleston	128
2007	Elon	103
2008	Elon	155
2009	Western Carolina	126
2010	The Citadel	127
2011	Elon	114
2012	Appalachian State	94
2013	Wofford (NCAA)	163
2014	Wofford (NCAA)	152
2015	Wofford (NCAA)	138
2016	Wofford	101
2017	Wofford	124
2018	Wofford	148

## TEAM PITCHING

### EARNED RUN AVERAGE

1963	The Citadel	3.14
1964	West Virginia	1.46
1965	VMI	2.20
1966	West Virginia	1.84
1967	East Carolina	1.93
1968	East Carolina	2.47
1969	The Citadel	1.91
1970	East Carolina	1.57
1971	The Citadel	2.17
1972	The Citadel	1.74
1973	The Citadel	2.14
1974	East Carolina	1.86
1975	East Carolina	2.62
1976	East Carolina	2.02
1977	The Citadel	2.67
1978	The Citadel	2.41
1979	The Citadel	2.24
1980	The Citadel	3.16
1981	The Citadel	3.37
1982	The Citadel	2.61
1983	The Citadel	2.84
1984	Appalachian State	2.59
1985	Appalachian State	4.06
1986	Appalachian State	4.25
1987	Appalachian State	4.79
1988	Western Carolina	4.92
1989	The Citadel	4.38



*The Citadel's Mike Pendleton (1978-81) owned a career 2.80 ERA and was part of a run that saw the Bulldogs lead the league in that category from 1977-83.*

1990	The Citadel	3.67
1991	The Citadel	3.40
1992	The Citadel	3.77
1993	Georgia Southern	3.89
1994	Western Carolina	2.97
1995	The Citadel	3.26
1996	Georgia Southern	4.26
1997	The Citadel	5.19
1998	Western Carolina	4.03
1999	College of Charleston	4.54
2000	The Citadel	4.12
2001	The Citadel	3.81
2002	The Citadel	3.53
2003	UNCG	3.69
2004	UNCG	4.17
2005	College of Charleston	4.06
2006	College of Charleston	3.02
2007	Western Carolina	4.79
2008	The Citadel	5.17
2009	The Citadel	4.50
2010	The Citadel	4.57
2011	Samford	3.11
2012	College of Charleston	3.21
2013	College of Charleston	4.20
2014	Georgia Southern	3.15
2015	The Citadel	4.46
2016	Samford	4.95
2017	Samford	4.42
2018	Samford	3.60

## OPPOSING BATTING AVERAGE

2000	The Citadel	.269
2001	The Citadel	.262
2002	The Citadel	.257
2003	UNCG	.256
2004	College of Charleston	.268
2005	College of Charleston	.270
2006	College of Charleston	.238
2007	College of Charleston	.275
2008	Elon	.284
2009	The Citadel	.274
2010	The Citadel	.274
2011	Samford	.242
2012	College of Charleston	.241
2013	College of Charleston	.264
2014	Georgia Southern	.252
2015	The Citadel	.272
2016	UNCG	.266
2017	Samford	.251
2018	Samford	.229

## INNINGS PITCHED

2000	Georgia Southern	543.0
2001	The Citadel	554.2
2002	Georgia Southern	563.1
2003	Western Carolina	566.1
2004	The Citadel	600.2
2005	College of Charleston	568.0
2006	College of Charleston	575.1
2007	Western Carolina	550.1
2008	Elon	549.2
2009	The Citadel	539.2
2010	The Citadel	580.2

2011	Georgia Southern	546.2
2012	Samford	570.1
2013	Elon	573.1
2014	Georgia Southern	565.0
2015	Wofford	532.0
2016	Samford	541.1
2017	Furman	538.0
2018	Samford	562.2

## STRIKEOUTS

2000	Georgia Southern/UNCG	476
2001	Georgia Southern	543
2002	Georgia Southern	552
2003	Georgia Southern	591
2004	The Citadel	494
2005	College of Charleston	509
2006	College of Charleston	522
2007	College of Charleston	445
2008	College of Charleston	480
2009	Western Carolina	487
2010	College of Charleston	531
2011	Samford	479
2012	Samford	491
2013	Western Carolina	490
2014	Wofford	496
2015	The Citadel	509
2016	Western Carolina	512
2017	Mercer	522
2018	Mercer	633

## WINS

2000	The Citadel	39
2001	Georgia Southern	42
2002	Georgia Southern	39
2003	Western Carolina	43
2004	College of Charleston	47
2005	College of Charleston	48
2006	College of Charleston	46
2007	Western Carolina	41
2008	Elon	44
2009	Georgia Southern	42
2010	College of Charleston	44
2011	College of Charleston	39
2012	Appalachian State; Samford*	41
2013	Western Carolina	39
2014	Georgia Southern	40
2015	Wofford	39
2016	UNCG; Mercer	38
2017	Mercer	39
2018	UNCG	39

\* Samford later vacated all wins from 2012

## SAVES

2000	The Citadel	15
2001	The Citadel	16
2002	Western Carolina	15
2003	Western Carolina	14
2004	College of Charleston	19
2005	College of Charleston	19
2006	College of Charleston	20
2007	Wofford	15
2008	College of Charleston	18
2009	Elon	24

2010	Appalachian State; Georgia Southern	15
2011	College of Charleston	20
2012	Elon	19
2013	Western Carolina	17
2014	Samford	18
2015	Wofford	18
2016	Mercer	15
2017	UNCG	19
2018	UNCG	22

**RUNNERS PICKED OFF**

2002	Georgia Southern	17
2003	VMI	21
2004	Western Carolina	17
2005	Georgia Southern	22
2006	Georgia Southern	22
2007	Georgia Southern	22
2008	The Citadel	28
2009	The Citadel; Davidson	17
2010	Davidson	25
2011	Georgia Southern	23
2012	College of Charleston	17
2013	Elon; Davidson	19
2014	Wofford; Georgia Southern	16
2015	The Citadel	20
2016	Wofford	22
2017	Wofford	15
2018	UNCG	16

**FEWEST HITS ALLOWED**

2000	Wofford	516
2001	College of Charleston	496
2002	The Citadel	491
2003	Davidson	465
2004	Wofford	496
2005	UNCG	493
2006	College of Charleston	512
2007	College of Charleston	578
2008	Furman	578
2009	UNCG	513
2010	Davidson	558
2011	Davidson	466
2012	UNCG	471
2013	College of Charleston	520
2014	Davidson	441
2015	UNCG	477
2016	UNCG	524
2017	Samford	479
2018	UNCG	466

**FEWEST RUNS ALLOWED**

2000	The Citadel	297
2001	College of Charleston	296
2002	The Citadel	259
2003	Furman	261
2004	UNCG	278
2005	UNCG	274
2006	College of Charleston	238
2007	Western Carolina	346
2008	The Citadel	330
2009	The Citadel	318
2010	Appalachian State	332
2011	Samford	237
2012	College of Charleston	263
2013	College of Charleston	272
2014	Georgia Southern	273
2015	Mercer	307
2016	Samford	339
2017	Mercer	311
2018	UNCG	258

**FEWEST EARNED RUNS ALLOWED**

2000	The Citadel	235
2001	The Citadel	235
2002	The Citadel	193
2003	Furman	215
2004	UNCG	227
2005	UNCG	228
2006	College of Charleston	193
2007	College of Charleston	282
2008	The Citadel	287
2009	The Citadel	270
2010	Appalachian State	287
2011	Samford	181
2012	College of Charleston	192
2013	College of Charleston	239
2014	Georgia Southern	198
2015	The Citadel	254
2016	Samford	298

2017	Samford	251
2018	UNCG, Samford	225

**FEWEST WALKS ALLOWED**

2000	The Citadel	159
2001	Wofford	147
2002	VMI	152
2003	UNCG	152
2004	UNCG	145
2005	UNCG	154
2006	Furman	172
2007	Furman	186
2008	Furman	196
2009	Appalachian State	184
2010	Davidson	188
2011	Davidson	156
2012	College of Charleston	182
2013	College of Charleston	167
2014	Davidson	188
2015	Mercer	169
2016	Wofford	202
2017	Furman	156
2018	Wofford	177

**FEWEST DOUBLES ALLOWED**

2000	UNCG	90
2002	The Citadel	92
2003	Furman	85
2004	UNCG; Elon	104
2005	Furman	94
2006	College of Charleston	66
2007	College of Charleston	96
2008	Elon	97
2009	The Citadel	86
2010	The Citadel	100
2011	Samford	76
2012	Western Carolina	76
2013	Furman	87
2014	Western Carolina	72
2015	Mercer	76
2016	Mercer	77
2017	Samford	77
2018	Mercer	75

**FEWEST TRIPLES ALLOWED**

2000	VMI	4
2002	The Citadel	7
2003	Furman	6
2004	College of Charleston	5
2005	Davidson	5
2006	College of Charleston	3
2007	Elon	8
2008	Davidson; College of Charleston	6
2009	Elon	2
2010	Elon	9
2011	Elon	5
2012	Wofford	2
2013	Davidson; College of Charleston	7
2014	Georgia Southern	6
2015	VMI	4
2016	Wofford	4
2017	Mercer	6
2018	VMI	5

**FEWEST HOME RUNS ALLOWED**

2000	The Citadel	19
2001	College of Charleston	18
2002	The Citadel	24
2003	Davidson	28
2004	UNCG	26
2005	UNCG	34
2006	UNCG	35
2007	Western Carolina	44
2008	The Citadel	37
2009	The Citadel	34
2010	Appalachian State	49
2011	College of Charleston	24
2012	Appalachian State	22
2013	Western Carolina	28
2014	UNCG	16
2015	The Citadel	29
2016	UNCG	45
2017	The Citadel	37
2018	UNCG	37

**WILD PITCHES**

2000	Wofford	102
2002	College of Charleston	56

2003	Wofford	55
2004	College of Charleston	64
2005	Wofford	66
2006	Wofford	69
2007	Appalachian State	61
2008	College of Charleston	71
2009	Western Carolina	67
2010	UNCG	75
2011	Furman	61
2012	Furman	77
2013	UNCG	73
2014	Furman	81
2015	Western Carolina	104
2016	The Citadel	70
2017	UNCG	78
2018	VMI	75

**HIT BATTERS**

2000	Western Carolina	81
2002	VMI	58
2003	College of Charleston	71
2004	Davidson	67
2005	Appalachian State	66
2006	Wofford	70
2007	Davidson	85
2008	Davidson; Western Carolina	72
2009	Western Carolina	92
2010	Furman	80
2011	College of Charleston	82
2012	College of Charleston	77
2013	College of Charleston	76
2014	Elon	81
2015	Samford	85
2016	UNCG	75
2017	VMI	66
2018	Western Carolina	92

**TEAM FIELDING**

**FIELDING PERCENTAGE**

1979	Marshall	.952
1980	ETSU	.959
1981	ETSU	.962
1982	ETSU	.958
1983	ETSU	.957
1984	Appalachian State	.960
1985	Appalachian State	.953
1986	Western Carolina	.952
1987	Davidson	.960
1988	The Citadel	.955
1989	Appalachian State; Western Carolina	.961
1990	Appalachian State	.953
1991	The Citadel	.963
1992	Georgia Southern	.962
1993	VMI	.973
1994	ETSU	.963
1995	The Citadel	.967
1996	Georgia Southern	.966
1997	The Citadel	.957
1998	UNCG	.968
1999	UNCG	.961
2000	UNCG	.965
2001	Wofford	.960
2002	Georgia Southern	.962
2003	UNCG	.970
2004	The Citadel	.974
2005	UNCG	.972
2006	Elon	.970
2007	UNCG	.967
2008	Appalachian State	.971
2009	Georgia Southern	.973
2010	Georgia Southern	.967
2011	UNCG	.975
2012	Appalachian State	.968
2013	Appalachian State	.970
2014	Furman	.967
2015	Mercer	.973
2016	Mercer	.980
2017	UNCG	.978
2018	UNCG	.978

**ERRORS**

2000	VMI	122
2002	Furman	114
2003	College of Charleston	114
2004	Appalachian State	119



# ANNUAL LEADERS/MLB DRAFT



2005	Appalachian State	138
2006	Wofford	109
2007	College of Charleston; Wofford	101
2008	Davidson	108
2009	Western Carolina	98
2010	Samford	101
2011	The Citadel	98
2012	Wofford	112
2013	Elon	110
2014	Davidson	87
2015	The Citadel	103
2016	Western Carolina	84
2017	Wofford	74
2018	Western Carolina	91

## DOUBLE PLAYS

2000	Wofford	64
2002	Furman	61
2003	Western Carolina	55
2004	The Citadel	60
2005	Furman	68
2006	Georgia Southern	64
2007	Wofford	64
2008	UNCG	59
2009	Elon	61
2010	Elon	66
2011	Furman	59
2012	Elon	57
2013	Appalachian State	52
2014	Furman; Samford	58
2015	Furman	48
2016	Western Carolina	56
2017	ETSU	52
2018	Furman	53

## CAUGHT STEALING BY

2000	Davidson	40
2002	Wofford	29
2003	Georgia Southern	35
2004	Wofford; Davidson; Georgia Southern	32
2005	Western Carolina	37
2006	Davidson	42
2007	Georgia Southern	26
2008	Davidson	27
2009	Samford	32
2010	Wofford	33
2011	Wofford	30
2012	Elon	30
2013	Davidson	38
2014	Georgia Southern	30
2015	The Citadel	27
2016	Western Carolina	38
2017	Samford	32
2018	Western Carolina	28

(NCAA) - led NCAA



Ryan Falcon was part of UNCG pitching staffs that allowed the fewest home runs in the SoCon each year from 2004-06.

The MLB First-Year Player Draft dates back to 1965.

## 1965 MLB First-Year Player Draft (7)

Round	Overall	Player	School	Pos.	Team
5	90	John Radosevich	West Virginia	LHP	Los Angeles Dodgers
22	435	John Rawls	East Carolina	RHP	Baltimore Orioles
29	556	Carlton Barnes	East Carolina	SS	Cincinnati Reds
30	560	Ron Renner	West Virginia	C	Chicago Cubs
31	586	Thomas Porter	The Citadel	OF	New York Yankees
51	774	Percy Sensabaugh	VMI	P	Baltimore Orioles
56	790	Wayne Britton	East Carolina	OF	Baltimore Orioles

## 1966 MLB First-Year Player Draft (11)

Round	Overall	Player	School	Pos.	Team
9	171	Richard Narron	East Carolina	C	Atlanta Braves
13	249	Smith Holland	The Citadel	RHP	Philadelphia Phillies
14	279	James Raynor	East Carolina	RHP	Los Angeles Dodgers
19	370	Earl Hash	Richmond	OF	New York Yankees
23	446	Jerry Meadows	West Virginia	RHP	St. Louis Cardinals
24	475	Robin Porter	VMI	C/OF	Pittsburgh Pirates
25	494	Doug Stanley	West Virginia	OF	Pittsburgh Pirates
30	579	Dick Snyder	Davidson	OF	Washington Senators
37	691	Fred Rodriguez	East Carolina	2B	Chicago Cubs
43	750	Vaughn Kovach	West Virginia	RHP	Baltimore Orioles
4*	63	Percy Sensabaugh	VMI	P	Washington Senators

## 1967 MLB First-Year Player Draft (5)

Round	Overall	Player	School	Pos.	Team
11	220	Chuck Boggs	West Virginia	C	Los Angeles Dodgers
4*	61	Jerry Meadows	West Virginia	RHP	Houston Astros
5*	88	Richard Narron	East Carolina	C	Washington Senators
5^	81	Jerry Meadows	West Virginia	RHP	Baltimore Orioles
12^	187	Richard Narron	East Carolina	C	New York Mets

## 1968 MLB First-Year Player Draft (5)

Round	Overall	Player	School	Pos.	Team
2	38	James Snyder	East Carolina	RHP	Pittsburgh Pirates
10	227	William Hancock	Furman	C	San Diego Padres
11	233	Vince Colbert-\$	East Carolina	RHP	Cleveland Indians
24	545	Denny Taylor	West Virginia	LHP	Chicago Cubs
39	820	John Medlin	William & Mary	OF	Kansas City Royals

## 1969 MLB First-Year Player Draft (1)

Round	Overall	Player	School	Pos.	Team
7*	144	William Hancock	Furman	C	San Diego Padres

## 1970 MLB First-Year Player Draft (1)

Round	Overall	Player	School	Pos.	Team
37	805	Gordon Slade	Davidson	OF	Washington Senators

## 1971 MLB First-Year Player Draft (3)

Round	Overall	Player	School	Pos.	Team
13	309	Horace Richardson	William & Mary	LHP/OF	Baltimore Orioles
14	333	Mike Aldridge	East Carolina	OF	New York Mets
27	617	Bruce Wright	Richmond	OF	San Francisco Giants

## 1972 MLB First-Year Player Draft (2)

Round	Overall	Player	School	Pos.	Team
8	169	Don Leege	Furman	C	San Diego Padres
9	204	John Shermer	Appalachian State	RHP	Chicago White Sox

## 1973 MLB First-Year Player Draft (1)

Round	Overall	Player	School	Pos.	Team
6	126	Tommy Toms-\$	East Carolina	RHP	San Francisco Giants

## 1974 MLB First-Year Player Draft (2)

Round	Overall	Player	School	Pos.	Team
13	289	Todd Brenizer	Furman	LHP	Philadelphia Phillies
24	532	William Daly	Richmond	3B	New York Mets

## 1975 MLB First-Year Player Draft (3)

Round	Overall	Player	School	Pos.	Team
3	64	Mike Ramsey-\$	Appalachian State	SS	St. Louis Cardinals
6	130	Ronald Staggs	East Carolina	1B	Montreal Expos
9	194	Bobby Mitchell	Richmond	SS/OF	San Diego Padres

## 1976 MLB First-Year Player Draft (2)

Round	Overall	Player	School	Pos.	Team
9	203	Renie Martin-\$	Richmond	RHP	San Francisco Giants
10	236	Ronald Brower	Appalachian State	1B	Montreal Expos

## 1977 MLB First-Year Player Draft (5)

Round	Overall	Player	School	Pos.	Team
5	108	Richard Wieters	The Citadel	RHP	Atlanta Braves
9	214	Randy Howell	Furman	OF	St. Louis Cardinals
9	230	Ron Smith	Furman	SS	Philadelphia Phillies
12	304	Wayne Tolleson-\$	Western Carolina	SS	Pittsburgh Pirates

# MLB FIRST-YEAR PLAYER DRAFT

#SoConBB

22	559	Jerry Reed-\$	Western Carolina	RHP	Philadelphia Phillies
<b>1978 MLB First-Year Player Draft (3)</b>					
<b>Round</b>	<b>Overall</b>	<b>Player</b>	<b>School</b>	<b>Pos.</b>	<b>Team</b>
8	202	Wayne Tolleson-\$	Western Carolina	SS	Texas Rangers
16	409	Stan Brown	Davidson	OF	Pittsburgh Pirates
27	639	Everett Smith	Furman	OF	St. Louis Cardinals

<b>1979 MLB First-Year Player Draft (6)</b>					
<b>Round</b>	<b>Overall</b>	<b>Player</b>	<b>School</b>	<b>Pos.</b>	<b>Team</b>
1	21	Atlee Hammaker-\$	ETSU	LHP	Kansas City Royals
3	53	Rick Adair	Western Carolina	LHP	Seattle Mariners
7	178	Bob Lapple	Davidson	C	Cincinnati Reds
13	330	David Cardwell	ETSU	SS	San Francisco Giants
14	342	Randy Ingle	Appalachian State	SS	Atlanta Braves
24	616	Francis Galloway	The Citadel	RHP	Milwaukee Brewers

<b>1980 MLB First-Year Player Draft (2)</b>					
<b>Round</b>	<b>Overall</b>	<b>Player</b>	<b>School</b>	<b>Pos.</b>	<b>Team</b>
14	346	Gary Robinette	ETSU	3B	Chicago White Sox
36	791	David Cardwell	ETSU	SS	San Francisco Giants

<b>1981 MLB First-Year Player Draft (2)</b>					
<b>Round</b>	<b>Overall</b>	<b>Player</b>	<b>School</b>	<b>Pos.</b>	<b>Team</b>
6	139	Bryan Snyder	ETSU	OF	San Francisco Giants
25	622	Jeff Andrews	ETSU	RHP	Chicago Cubs

<b>1982 MLB First-Year Player Draft (7)</b>					
<b>Round</b>	<b>Overall</b>	<b>Player</b>	<b>School</b>	<b>Pos.</b>	<b>Team</b>
5	125	Bill White	The Citadel	1B	Los Angeles Dodgers
7	167	Mike Knox	The Citadel	SS	Atlanta Braves
13	326	Jeff Barkley-\$	The Citadel	RHP	Cleveland Indians
13	335	Kirk Bailey	Appalachian State	RHP	New York Yankees
21	526	Greg Bartley	ETSU	RHP	Seattle Mariners
22	548	Mark Poston	Appalachian State	RHP	San Diego Padres
25	635	B.J. Hinson	ETSU	2B	Houston Astros

<b>1983 MLB First-Year Player Draft (6)</b>					
<b>Round</b>	<b>Overall</b>	<b>Player</b>	<b>School</b>	<b>Pos.</b>	<b>Team</b>
2	38	Mike Cherry	The Citadel	RHP	Los Angeles Dodgers
3	76	Wayne Dannenberg	ETSU	OF	Philadelphia Phillies
9	212	Jeff Montgomery-\$	Marshall	RHP	Cincinnati Reds
14	355	Tim Bailey	ETSU	OF	Detroit Tigers
16	412	Mike Nipper	ETSU	2B	Atlanta Braves
44	821	Marty Blair	The Citadel	SS	Texas Rangers

<b>1984 MLB First-Year Player Draft (6)</b>					
<b>Round</b>	<b>Overall</b>	<b>Player</b>	<b>School</b>	<b>Pos.</b>	<b>Team</b>
21	534	Pete Hardee	Appalachian State	RHP	Montreal Expos
23	579	John Murphy	The Citadel	3B	St. Louis Cardinals
25	639	Rich Bosley	Appalachian State	RHP	Baltimore Orioles
37	790	Rock Hurst	Furman	C	Cleveland Indians
38	796	Charlie Fonville	Western Carolina	1B	Seattle Mariners
43	820	John Pust	Western Carolina	SS	Cleveland Indians

<b>1985 MLB First-Year Player Draft (7)</b>					
<b>Round</b>	<b>Overall</b>	<b>Player</b>	<b>School</b>	<b>Pos.</b>	<b>Team</b>
2	46	Tim Jones-\$	The Citadel	SS	St. Louis Cardinals
4	100	Todd Welborn	Appalachian State	RHP	New York Mets
4	103	Scott Gay	Western Carolina	RHP	New York Yankees
10	237	Rich Bosley	Appalachian State	RHP	Milwaukee Brewers
11	278	John McKinney	Marshall	RHP	Philadelphia Phillies
15	375	Rock Hurst	Furman	C	Cleveland Indians
21	539	Tony Welborn	Appalachian State	OF	Kansas City Royals

<b>1986 MLB First-Year Player Draft (6)</b>					
<b>Round</b>	<b>Overall</b>	<b>Player</b>	<b>School</b>	<b>Pos.</b>	<b>Team</b>
3	70	Tony Welborn	Appalachian State	OF/RHP	Montreal Expos
22	558	Kent Alexander	Appalachian State	RHP	Chicago Cubs
23	579	Steve Condon	Davidson	RHP	Milwaukee Brewers
26	644	Rick Reed-\$	Marshall	RHP	Pittsburgh Pirates
39	846	Ron Huntington	Western Carolina	2B	Atlanta Braves
40	855	Scott Church	ETSU	SS	Philadelphia Phillies

<b>1987 MLB First-Year Player Draft (6)</b>					
<b>Round</b>	<b>Overall</b>	<b>Player</b>	<b>School</b>	<b>Pos.</b>	<b>Team</b>
7	169	Dan Simonds	Davidson	C	Baltimore Orioles
12	295	Billy Masse	Davidson	OF	Chicago Cubs
15	377	Alan Lewis	Davidson	SS	Los Angeles Dodgers
19	496	Freddie Hailey	Western Carolina	OF	New York Yankees
22	574	David Turgeon	Davidson	3B	New York Yankees
49	1,164	Dave Fitzgerald	Davidson	LHP	New York Yankees

<b>1988 MLB First-Year Player Draft (6)</b>					
<b>Round</b>	<b>Overall</b>	<b>Player</b>	<b>School</b>	<b>Pos.</b>	<b>Team</b>
12	314	Tom Malchesky	Western Carolina	3B	St. Louis Cardinals
18	457	John Chafin	Marshall	RHP	Chicago White Sox

22	573	Skip Nelloms	Western Carolina	OF	New York Yankees
27	705	Dave Fitzgerald	Davidson	LHP	Milwaukee Brewers
28	730	John Stephens	The Citadel	3B	St. Louis Cardinals
54	1,296	Dave Piel	Western Carolina	C	Atlanta Braves

<b>1989 MLB First-Year Player Draft (1)</b>					
<b>Round</b>	<b>Overall</b>	<b>Player</b>	<b>School</b>	<b>Pos.</b>	<b>Team</b>
17	450	Andy Beasley	VMI	C	Oakland Athletics

<b>1990 MLB First-Year Player Draft (6)</b>					
<b>Round</b>	<b>Overall</b>	<b>Player</b>	<b>School</b>	<b>Pos.</b>	<b>Team</b>
4	112	Andy Beasley	VMI	C	St. Louis Cardinals
8	225	Paul Menhart-\$	Western Carolina	RHP	Toronto Blue Jays
11	307	Mark Craft	VMI	RHP	Oakland Athletics
29	779	Anthony Jenkins	The Citadel	OF	St. Louis Cardinals
37	959	Mike Montgomery	ETSU	RHP	Philadelphia Phillies
41	1,055	Steven Hollins	Appalachian State	SS	Philadelphia Phillies

<b>1991 MLB First-Year Player Draft (2)</b>					
<b>Round</b>	<b>Overall</b>	<b>Player</b>	<b>School</b>	<b>Pos.</b>	<b>Team</b>
30	801	Brad Stowell	The Citadel	RHP	Oakland Athletics
56	1,405	Kevin Bellomo	Western Carolina	OF	San Francisco Giants

<b>1992 MLB First-Year Player Draft (8)</b>					
<b>Round</b>	<b>Overall</b>	<b>Player</b>	<b>School</b>	<b>Pos.</b>	<b>Team</b>
5	136	Dan Kysliger	Western Carolina	RHP	Milwaukee Brewers
9	247	Chris Petersen-\$	Georgia Southern	SS	Chicago Cubs
14	379	Matt Raleigh	Western Carolina	3B	Montreal Expos
14	391	Todd Greene-\$	Georgia Southern	OF	St. Louis Cardinals
15	412	Dallas Rinehart	ETSU	RHP	California Angels
15	422	Gettys Glaze	The Citadel	RHP	Boston Red Sox
32	902	Jack Kimel	Western Carolina	LHP	Texas Rangers
49	1,375	Nathan Dunn	ETSU	SS	Los Angeles Dodgers

<b>1993 MLB First-Year Player Draft (5)</b>					
<b>Round</b>	<b>Overall</b>	<b>Player</b>	<b>School</b>	<b>Pos.</b>	<b>Team</b>
3	92	Brad Tweedlie	Western Carolina	RHP	Cincinnati Reds
4	105	Phillip Grundy	Western Carolina	RHP	Kansas City Royals
6	183	Paul Thornton	Georgia Southern	RHP	Florida Marlins
12	327	Todd Greene-\$	Georgia Southern	OF	California Angels
36	1,012	Mark Dean	Georgia Southern	SS	St. Louis Cardinals

<b>1994 MLB First-Year Player Draft (8)</b>					
<b>Round</b>	<b>Overall</b>	<b>Player</b>	<b>School</b>	<b>Pos.</b>	<b>Team</b>
4	93	Jason Beverlin-\$	Western Carolina	RHP	Oakland Athletics
14	380	Clint Fair	Georgia Southern	LHP	Cincinnati Reds
22	599	Stephen Pritchard	Western Carolina	SS	Milwaukee Brewers
28	774	Matt Spade	Marshall	RHP	Pittsburgh Pirates
32	891	Marc Phillips	VMI	LHP	Kansas City Royals
38	1,047	William Rushing	Georgia Southern	LHP	Milwaukee Brewers
45	1,239	Rick Paugh	Marshall	LHP	Pittsburgh Pirates
47	1,299	Mike Tidick	Western Carolina	OF	Chicago White Sox

<b>1995 MLB First-Year Player Draft (7)</b>					
<b>Round</b>	<b>Overall</b>	<b>Player</b>	<b>School</b>	<b>Pos.</b>	<b>Team</b>
4	94	Ryan Glynn-\$	VMI	RHP	Texas Rangers
8	212	William Rushing	Georgia Southern	LHP	Minnesota Twins
17	463	Britt Reames-\$	The Citadel	RHP	St. Louis Cardinals
22	599	David Groseclose	VMI	SS	Colorado Rockies
25	680	Brian Callahan	The Citadel	RHP	Oakland Athletics
35	975	Jeff Keppen	Georgia Southern	RHP	Los Angeles Dodgers
47	1,289	Rhett Ingerick	Davidson	RHP	Florida Marlins

<b>1996 MLB First-Year Player Draft (11)</b>					
<b>Round</b>	<b>Overall</b>	<b>Player</b>	<b>School</b>	<b>Pos.</b>	<b>Team</b>
11	307	Tommy Peterman	Georgia Southern	1B	Minnesota Twins
11	318	Garrick Haltiwanger	The Citadel	OF	New York Mets
11	327	Julio Ayala	Georgia Southern	LHP	Seattle Mariners
11	331	Brian Musgrave	Appalachian State	LHP	Boston Red Sox
23	690	Scott Garrett	Appalachian State	C	Cincinnati Reds
24	716	Mark Hamlin	Georgia Southern	OF	Colorado Rockies
27	808	Steve Wilson	Georgia Southern	C	Los Angeles Dodgers
37	1,102	Len Hart	ETSU	LHP	Chicago Cubs
40	1,200	Jon Phillips	Georgia Southern	RHP	Cincinnati Reds
55	1,531	Nathan Shepperson	VMI	1B	Pittsburgh Pirates
77	1,687	Rhett Ingerick	Davidson	RHP	New York Yankees

<b>1997 MLB First-Year Player Draft (3)</b>					
<b>Round</b>	<b>Overall</b>	<b>Player</b>	<b>School</b>	<b>Pos.</b>	<b>Team</b>
8	237	Ryan Cummings	Georgia Southern	RHP	Anaheim Angels
22	662	Alex Tolbert	Western Carolina	1B	Pittsburgh Pirates
23	705	Tod Lee	Georgia Southern	RHP	Baltimore Orioles

<b>1998 MLB First-Year Player Draft (9)</b>					
<b>Round</b>	<b>Overall</b>	<b>Player</b>	<b>School</b>	<b>Pos.</b>	<b>Team</b>
4	129	Chris Davidson	Western Carolina	RHP	Baltimore Orioles
5	157	Brian Rogers	The Citadel	RHP	New York Yankees



# MLB FIRST-YEAR PLAYER DRAFT



12	370	David Noyce	Furman	LHP	Florida Marlins
12	363	Donnie Suttles	Western Carolina	RHP	Cleveland Indians
15	450	Mark DiFelice-\$	Western Carolina	RHP	Colorado Rockies
22	667	Jeff Szikszai	Western Carolina	2B	New York Yankees
24	730	Terrence Smalls	The Citadel	2B	Florida Marlins
40	1,191	Brian Hutchinson	Western Carolina	LHP	Toronto Blue Jays
40	1,211	Jerry Simmons	The Citadel	OF	Atlanta Braves

## 1999 MLB First-Year Player Draft (7)

Round	Overall	Player	School	Pos.	Team
3	107	Eric Johnson	Western Carolina	OF	Cleveland Indians
8	244	David Pember-\$	Western Carolina	RHP	Milwaukee Brewers
8	261	Scott Oliver	College of Charleston	RHP	New York Yankees
11	340	Chris Moore	Western Carolina	SS	Colorado Rockies
15	469	Brian Wiley	The Citadel	RHP	Boston Red Sox
29	872	Rodney Hancock	The Citadel	LHP	Pittsburgh Pirates
39	1,182	Monte Lee	College of Charleston	OF	St. Louis Cardinals

## 2000 MLB First-Year Player Draft (7)

Round	Overall	Player	School	Pos.	Team
15	443	Chris Morris	The Citadel	OF	St. Louis Cardinals
19	580	Charles Thomas-\$	Western Carolina	OF	Atlanta Braves
21	611	Matt Easterday	Georgia Southern	2B	Florida Marlins
22	646	Jason Marsh	UNCG	C	Tampa Bay Devil Rays
25	737	Kevin Blocker	Wofford	SS	Colorado Rockies
43	1,291	Ron Colvard	The Citadel	RHP	Cleveland Indians
47	1,387	Ed Sparks	ETSU	C	Cincinnati Reds

## 2001 MLB First-Year Player Draft (6)

Round	Overall	Player	School	Pos.	Team
2	57	Dallas McPherson-\$	The Citadel	3B	Anaheim Angels
8	230	Taft Cable	UNCG	RHP	Philadelphia Phillies
12	353	T.W. Mincey	The Citadel	LHP	Baltimore Orioles
25	752	Philip Hartig	The Citadel	1B	Florida Marlins
32	967	Andy Baxter	ETSU	1B	Cleveland Indians
49	1,451	J.R. Revere	Georgia Southern	OF	Colorado Rockies

## 2002 MLB First-Year Player Draft (9)

Round	Overall	Player	School	Pos.	Team
6	183	Chris Walker	Georgia Southern	OF	Chicago Cubs
8	248	Jared Burton-\$	Western Carolina	RHP	Oakland Athletics
11	330	Matt Herring	Georgia Southern	1B	Chicago White Sox
12	347	Danny Ruckel	Furman	RHP	Montreal Expos
13	400	T.A. Fulmer	The Citadel	RHP	Seattle Mariners
16	483	Jemel Spearman	Georgia Southern	SS	Chicago Cubs
23	678	Tom Friend	Davidson	OF	Kansas City Royals
28	830	Everett Hancock	UNCG	LHP	Detroit Tigers
29	873	Brett Lewis	Georgia Southern	RHP	Chicago Cubs

## 2003 MLB First-Year Player Draft (15)

Round	Overall	Player	School	Pos.	Team
3	95	Dennis Dove-\$	Georgia Southern	RHP	St. Louis Cardinals
7	217	Ryan Basner	Western Carolina	RHP	Atlanta Braves
8	234	Lee Curtis	College of Charleston	2B	Boston Red Sox
9	251	Matt Lauderdale	College of Charleston	C	San Diego Padres
9	268	Kevin Culpepper	Georgia Southern	LHP	Minnesota Twins
11	310	Brian Rogers-\$	Georgia Southern	RHP	Detroit Tigers
11	320	Tom Mastny-\$	Furman	RHP	Toronto Blue Jays
13	396	Todd Buchanan	Western Carolina	1B	Arizona Diamondbacks
14	410	Jeremy Harper	VMI	RHP	Toronto Blue Jays
16	464	Alan Beck	Western Carolina	OF	Baltimore Orioles
19	577	Andy Barden	VMI	C	Atlanta Braves
35	1,029	Phil Hendrix	VMI	RHP	Milwaukee Brewers
41	1,220	Scott Tolbert	Georgia Southern	RHP	Toronto Blue Jays
43	1,278	Ryan Gordon	UNCG	LHP	Toronto Blue Jays
50	1,472	Tim Turner	ETSU	OF	Seattle Mariners

## 2004 MLB First-Year Player Draft (7)

Round	Overall	Player	School	Pos.	Team
6	162	Jonathan Ellis	The Citadel	RHP	San Diego Padres
8	237	Chip Cannon	The Citadel	1B	Toronto Blue Jays
14	418	Brian Akin	Davidson	RHP	Los Angeles Dodgers
23	680	Jay Metzger	UNCG	LHP	Colorado Rockies
28	823	Brian Hensen	Elon	LHP	Detroit Tigers
34	1,028	Jarrett Santos	UNCG	RHP	Florida Marlins
35	1,049	Evan Tartaglia	Elon	OF	Chicago White Sox

## 2005 MLB First-Year Player Draft (10)

Round	Overall	Player	School	Pos.	Team
2	56	Chris Mason	UNCG	RHP	Tampa Bay Devil Rays
3	109	Brett Gardner-\$	College of Charleston	OF	New York Yankees
4	135	Caleb Moore	ETSU	C	Minnesota Twins
5	157	Brett Harker	College of Charleston	RHP	Philadelphia Phillies
8	244	Ryan Edell	College of Charleston	LHP	Cleveland Indians
10	315	Matthew Betsill	Furman	3B	Minnesota Twins
25	749	D.J. Wabick	College of Charleston	1B	New York Mets
29	890	Reid Price	College of Charleston	LHP	St. Louis Cardinals

35	1,069	Andy Carter	Davidson	RHP	New York Yankees
38	1,153	Flint Wipke	Georgia Southern	C	Los Angeles Angels

## 2006 MLB First-Year Player Draft (12)

Round	Overall	Player	School	Pos.	Team
2	68	Dustin Evans	Georgia Southern	RHP	Atlanta Braves
5	158	Jermaine Mitchell	UNCG	OF	Oakland Athletics
12	347	Everett Teaford-\$	Georgia Southern	LHP	Kansas City Royals
19	578	Greg Dowling	Georgia Southern	1B	Oakland Athletics
20	608	Josh McLaughlin	College of Charleston	RHP	Oakland Athletics
22	668	Patrick Currin	UNCG	RHP	Oakland Athletics
23	688	Jay Heafner	Davidson	SS	Texas Rangers
24	719	Matt Matulia	The Citadel	SS	Chicago Cubs
27	818	Larry Cobb	College of Charleston	OF	Oakland Athletics
29	873	A.J. Davidiuk	Furman	SS	San Diego Padres
34	1,020	Graham Godfrey-\$	College of Charleston	RHP	Toronto Blue Jays
38	1,130	Brian McCullen	Western Carolina	RHP	Pittsburgh Pirates

## 2007 MLB First-Year Player Draft (20)

Round	Overall	Player	School	Pos.	Team
6	202	Oliver Marmol	College of Charleston	SS	St. Louis Cardinals
7	229	Brandon Waring	Wofford	3B	Cincinnati Reds
8	260	Jonathan Green	Western Carolina	C	Texas Rangers
8	266	Alex Garabedian	College of Charleston	C	Los Angeles Dodgers
10	306	Greg Holland-\$	Western Carolina	RHP	Kansas City Royals
13	424	Nick Chigges	College of Charleston	RHP	New York Yankees
15	469	Matt Klinker	Furman	RHP	Cincinnati Reds
16	503	Brian Schlitter-\$	College of Charleston	RHP	Philadelphia Phillies
17	555	Guy Welsh	UNCG	3B	Seattle Mariners
20	620	Kenny Smith	Western Carolina	2B	Texas Rangers
26	787	Michael Bunton	College of Charleston	LHP	Chicago Cubs
27	837	Zach Brown	The Citadel	1B	San Diego Padres
28	870	Lee Land	UNCG	RHP	Oakland Athletics
29	886	Ben Lasater	College of Charleston	3B	Florida Marlins
29	890	Ryan Falco	UNCG	LHP	Texas Rangers
30	916	A.J. Battisto	Georgia Southern	RHP	Florida Marlins
37	1,135	Steven Strausbaugh	Western Carolina	OF	New York Yankees
38	1,140	Michael Harrington	College of Charleston	OF	Baltimore Orioles
39	1,171	Chris Vasami	Elon	1B	Colorado Rockies
50	1,435	Blake Murphy	Western Carolina	C	Chicago Cubs

## 2008 MLB First-Year Player Draft (24)

Round	Overall	Player	School	Pos.	Team
4	132	Steven Hensley	Elon	RHP	Seattle Mariners
6	201	Jeremie Tice	College of Charleston	3B	Cleveland Indians
9	281	Jay Jackson-\$	Furman	RHP	Chicago Cubs
11	324	David Rubinstein	Appalachian State	OF	Pittsburgh Pirates
12	356	Jason Rook	Appalachian State	OF	Baltimore Orioles
12	368	Garrett Sherrill	Appalachian State	RHP	Milwaukee Brewers
13	396	Michael Harrington	College of Charleston	OF	Minnesota Twins
13	409	Michael Kohn-\$	College of Charleston	RHP	Los Angeles Angels
17	503	Jeremy Beckham	Georgia Southern	2B	Tampa Bay Rays
22	672	Blake Nation	Georgia Southern	RHP	Seattle Mariners
25	751	Austin Garrett	College of Charleston	LHP	Washington Nationals
26	783	Chris Dove	Elon	OF	Texas Rangers
26	785	Chris Swauger	The Citadel	OF	St. Louis Cardinals
29	868	Ricky Orton	UNCG	3B	Florida Marlins
30	910	Chris Shehan	Georgia Southern	OF	Atlanta Braves
30	914	Mike Lynn	College of Charleston	RHP	New York Mets
31	926	Tyler Sexton	Western Carolina	LHP	Baltimore Orioles
34	1,035	Matthew Gaski	UNCG	2B	San Diego Padres
36	1,094	Jake Goldberg	College of Charleston	RHP	New York Mets
38	1,160	Clay Caulfield	College of Charleston	RHP	New York Yankees
42	1,265	Blake Murphy	Western Carolina	C	St. Louis Cardinals
44	1,332	Donny Jobe	Elon	2B	Seattle Mariners
46	1,382	Brandon Sizemore	College of Charleston	2B	St. Louis Cardinals
48	1,433	Danny Meszaros	College of Charleston	RHP	Houston Astros

## 2009 MLB First-Year Player Draft (30)

Round	Overall	Player	School	Pos.	Team
5	158	Chase Austin	Elon	3B	Florida Marlins
7	207	Nick Liles	Western Carolina	2B	San Francisco Giants
8	243	Rob Gilliam	UNCG	RHP	Oakland Athletics
9	290	Richard Jones	The Citadel	C	Chicago Cubs
11	328	Chris Masters	Western Carolina	LHP	Atlanta Braves
13	408	Chris McGuinness-\$	The Citadel	1B	Boston Red Sox
14	418	Cory Harrilchak	Elon	OF	Atlanta Braves
14	426	Brent Greer	Western Carolina	SS	Arizona Diamondbacks
14	439	Zach Quate	Appalachian State	RHP	Tampa Bay Rays
16	474	Griffin Benedict	Georgia Southern	C	San Diego Padres
20	601	Dallas Tarleton	Elon	C	Colorado Rockies
20	608	Rand Smith	Appalachian State	OF	Florida Marlins
21	628	Matt Crim	The Citadel	LHP	Atlanta Braves
22	660	Matt Mansilla	College of Charleston	OF	Detroit Tigers
22	669	Joey Bergman	College of Charleston	3B	St. Louis Cardinals
22	673	Zach Kayne	Davidson	SS	Chicago White Sox
24	735	Isaac Harrow	Appalachian State	3B	New York Yankees

# MLB FIRST-YEAR PLAYER DRAFT

#SoConBB

25	744	Ty Wright	Georgia Southern	OF	San Diego Padres
25	753	Chris Mederos	Georgia Southern	RHP	Oakland Athletics
27	813	Michael Gilmartin	Wofford	SS	Oakland Athletics
27	830	Corey Martin	Western Carolina	RHP	Chicago Cubs
30	916	Brandon Sizemore	College of Charleston	2B	Milwaukee Brewers
33	985	Pat Irvine	Elon	LF	Pittsburgh Pirates
35	1,064	Wes Wrenn	The Citadel	RHP	New York Mets
38	1,136	Josh Dowdy	Appalachian State	RHP	Baltimore Orioles
40	1,194	Tom Porter	Elon	RHP	San Diego Padres
40	1,209	Jesse Simpson	College of Charleston	RHP	St. Louis Cardinals
41	1,233	Justin Hilt	Elon	RF	Oakland Athletics
42	1,279	Bennett Davis	Elon	3B/C	Tampa Bay Rays
44	1,315	Dexter Bobo	Georgia Southern	LHP	Pittsburgh Pirates

## 2010 MLB First-Year Player Draft (23)

Round	Overall	Player	School	Pos.	Team
1-5	41	Asher Wojciechowski	The Citadel	RHP	Toronto Blue Jays
5	168	Heath Hembree	College of Charleston	RHP	San Francisco Giants
7	226	Jimmy Reyes	Elon	LHP	Texas Rangers
8	245	Blake Hassebrock	UNCG	RHP	Oakland Athletics
13	392	Brian Harrison	Furman	3B	New York Mets
15	465	Thomas Girdwood	Elon	RHP	Minnesota Twins
16	487	Rob Kral	College of Charleston	C	Cincinnati Reds
25	751	Matt Talley	The Citadel	LHP	Arizona Diamondbacks
26	785	Jake Brown	Georgia Southern	LHP	Oakland Athletics
29	879	Daniel Britt	Elon	RHP	Milwaukee Brewers
29	889	Chris Patterson	Appalachian State	RHP	St. Louis Cardinals
31	939	Mike Melillo	Elon	C	Milwaukee Brewers
33	994	Daniel Ottone	Western Carolina	RHP	San Diego Padres
33	1,009	Joey Bergman	College of Charleston	2B	St. Louis Cardinals
35	1,050	Ken Ferrer	Elon	RHP	Cleveland Indians
36	1,081	Justin Hilt	Elon	OF	Arizona Diamondbacks
39	1,167	Kevin Decker	College of Charleston	RHP	Pittsburgh Pirates
39	1,180	Casey Lucchese	College of Charleston	RHP	Chicago Cubs
39	1,189	Ian Parry	Furman	RHP	St. Louis Cardinals
40	1,218	Wes Hobson	Appalachian State	2B	San Francisco Giants
41	1,234	Bryan Altman	The Citadel	2B/C	San Diego Padres
44	1,319	Shawn Payne	Georgia Southern	2B	Kansas City Royals
50	1,519	Andy Moyer	Georgia Southern	RHP	St. Louis Cardinals

## 2011 MLB First-Year Player Draft (22)

Round	Overall	Player	School	Pos.	Team
10	306	Matt Murray	Georgia Southern	RHP	Kansas City Royals
10	323	Rob Kral	College of Charleston	C	San Diego Padres
11	346	Chris Lamb	Davidson	LHP	Oakland Athletics
12	368	Grant Sides	Samford	RHP	Cleveland Indians
15	461	Andy Moyer	Georgia Southern	RHP	Milwaukee Brewers
15	476	John Cornely	Wofford	RHP	Atlanta Braves
18	562	Andrew Jones	Samford	RHP	Boston Red Sox
18	570	Andy Bass	Davidson	RHP	Tampa Bay Rays
21	656	Jarrett Miller	UNCG	RHP	Atlanta Braves
23	710	Kyle Deese	Western Carolina	RHP	St. Louis Cardinals
25	752	Josh Martin	Samford	RHP	Pittsburgh Pirates
28	847	Ken Ferrer	Elon	LHP	Washington Nationals
28	856	Thomas Girdwood	Elon	RHP	Oakland Athletics
28	866	Matt Talley	The Citadel	LHP	Atlanta Braves
30	902	Matt Benedict	Western Carolina	RHP	Pittsburgh Pirates
30	929	John Brebbia	Elon	RHP	New York Yankees
31	951	Michael Johnson	Samford	SS	Chicago White Sox
31	954	Matt Leeds	College of Charleston	3B	Texas Rangers
35	1,077	Shawn Payne	Georgia Southern	CF	San Francisco Giants
36	1,091	Mitch Conner	Elon	RHP	Milwaukee Brewers
37	1,149	Casey Lucchese	College of Charleston	RHP	Chicago Cubs
49	1,480	David Peterson	College of Charleston	RHP	Houston Astros

## 2012 MLB First-Year Player Draft (23)

Round	Overall	Player	School	Pos.	Team
1	28	Victor Roache	Georgia Southern	OF	Milwaukee Brewers
2	76	Chris Beck	Georgia Southern	RHP	Chicago White Sox
4	144	Brandon Miller	Samford	OF	Washington Nationals
6	192	Lex Rutledge	Samford	LHP	Baltimore Orioles
6	205	Eric Phillips	Georgia Southern	3B	Toronto Blue Jays
7	242	Marty Gantt	College of Charleston	OF	Tampa Bay Rays
8	250	Christian Powell	College of Charleston	RHP	Minnesota Twins
8	269	David Peterson	College of Charleston	RHP	Atlanta Braves
10	323	Josh Martin	Samford	RHP	Cleveland Indians
13	419	Nathan Hyatt	Appalachian State	RHP	Atlanta Braves
14	449	Tyler Tewell	Appalachian State	OF/C	Atlanta Braves
15	460	Jared Leverett	Georgia Southern	LHP	Minnesota Twins
15	479	Alex Wilson	Wofford	RHP	Atlanta Braves
18	569	Ross Heffley	Western Carolina	2B	Atlanta Braves
19	590	Tyler Vanderheiden	Samford	RHP	New York Mets
21	649	Tyler Hollstegge	UNCG	RHP	Oakland Athletics
22	683	Jim Stokes	Elon	RHP	Cleveland Indians
26	797	Seth Grant	Appalachian State	RHP	Miami Marlins
28	858	Ryan Arrowood	Appalachian State	RHP	Colorado Rockies
28	876	Joseph Burns	Samford	LHP	Texas Rangers

33	1,027	Saxon Butler	Samford	1B	New York Yankees
36	1,110	Alex Swim	Elon	C	St. Louis Cardinals
37	1,147	Charles Basford	Samford	RHP	New York Yankees

## 2013 MLB First-Year Player Draft (22)

Round	Overall	Player	School	Pos.	Team
1	27	Phillip Ervin	Samford	OF	Cincinnati Reds
5	160	Joe Jackson	The Citadel	C	Texas Rangers
8	247	Nate Smith	Furman	LHP	Los Angeles Angels
9	267	Jake Zokan	College of Charleston	LHP	Seattle Mariners
10	290	C.K. Irby	Samford	RHP/DH	Minnesota Twins
17	511	Rob Marcello	Appalachian State	LHP	Philadelphia Phillies
18	540	Ryan Kinsella	Elon	1B	Arizona Diamondbacks
18	548	Julian Ridings	Western Carolina	OF	Tampa Bay Rays
19	576	Austin Pritchler	The Citadel	RHP	Detroit Tigers
22	650	Alex Swim	Elon	C	Minnesota Twins
22	660	Antonio Alvarez	Elon	SS	Arizona Diamondbacks
24	734	Sam Agnew-Wieland	Appalachian State	RHP	New York Yankees
30	907	Cambric Moye	UNCG	C	Los Angeles Angels
31	937	Taylor Johnson	Furman	OF	Los Angeles Angels
32	965	Kyle Webb	Elon	RHP	St. Louis Cardinals
32	971	Dominique Vattuone	UNCG	RHP	Oakland Athletics
33	977	Tyler White	Western Carolina	3B	Houston Astros
34	1,021	David Whitehead	Elon	RHP	Philadelphia Phillies
34	1,034	Hector Crespo	Appalachian State	2B	New York Yankees
36	1,067	J.D. Osborne	Wofford	LHP	Houston Astros
37	1,122	Will Callaway	Appalachian State	SS	San Francisco Giants
40	1,207	Ben Carlson	Furman	RHP	Los Angeles Angels

## 2014 MLB First-Year Player Draft (15)

Round	Overall	Player	School	Pos.	Team
3	82	Sam Howard	Georgia Southern	LHP	Colorado Rockies
3	102	Max Povse	UNCG	RHP	Atlanta Braves
10	291	Adam Martin	Western Carolina	C	Seattle Mariners
12	371	Tyler Filliben	Samford	SS	Pittsburgh Pirates
13	392	Bo Thompson	The Citadel	1B	New York Yankees
15	439	Jeremy Null	Western Carolina	RHP	Chicago Cubs
19	557	Mason Davis	The Citadel	2B	Miami Marlins
20	594	Aaron Attaway	Western Carolina	SS	Toronto Blue Jays
22	666	Tripp Martin	Samford	3B	Texas Rangers
22	667	Ryan Pennell	Elon	LHP	Tampa Bay Rays
26	772	Jacques de Gruy	Furman	RHP	Philadelphia Phillies
30	915	Josh Wirsu	Georgia Southern	RHP	St. Louis Cardinals
31	923	Dylan Thompson	UNCG	RHP	Colorado Rockies
37	1,107	Tyler Wood	Furman	RHP	San Diego Padres
40	1,199	Eric Alonzo	Georgia Southern	RHP	Los Angeles Angels

## 2015 MLB First-Year Player Draft (10)

Round	Overall	Player	School	Pos.	Team
5	150	Ryan Clark	UNCG	RHP	Atlanta Braves
7	204	Luke Leftwich	Wofford	RHP	Philadelphia Phillies
10	303	James Reeves	The Citadel	LHP	New York Yankees
12	354	Skylar Hunter	The Citadel	RHP	Philadelphia Phillies
14	426	Matt Winn	VMI	C	San Francisco Giants
17	496	Austin Mason	The Citadel	RHP	Arizona Diamondbacks
22	672	Jordan Tarsoovich	VMI	2B	Los Angeles Dodgers
28	832	Bradley Strong	Western Carolina	2B	Chicago White Sox
29	861	Will Stillman	Wofford	RHP	Boston Red Sox
31	927	Andres Gracia	Samford	RHP	San Diego Padres

## 2016 MLB First-Year Player Draft (17)

Round	Overall	Player	School	Pos.	Team
1	11	Kyle Lewis	Mercer	OF	Seattle Mariners
3	95	Heath Quinn	Samford	OF	San Francisco Giants
6	174	Will Stillman	Wofford	RHP	San Diego Padres
9	261	Trey York	ETSU	2B	Milwaukee Brewers
14	435	Hagen Owenby	ETSU	C	Pittsburgh Pirates
21	636	L.J. Kalawala	UNCG	OF	Los Angeles Angels
22	649	Alex Lee	Samford	1B	Atlanta Braves
23	705	Garrett Brown	Western Carolina	OF	Pittsburgh Pirates
24	718	Hunter Smith	UNCG	RHP	Boston Red Sox
25	746	Charlie Madden	Mercer	C	Chicago White Sox
25	753	Colton Davis	Western Carolina	RHP	Minnesota Twins
29	862	Matt Milburn	Wofford	RHP	Oakland Athletics
29	865	Hunter Swilling	Samford	3B	Detroit Tigers
30	915	Chris Cook	ETSU	SS	Pittsburgh Pirates
33	998	Bryson Bowman	Western Carolina	OF	New York Yankees
38	1,141	Collin Woody	UNCG	3B	Baltimore Orioles
38	1,155	Aaron Maher	ETSU	OF	Pittsburgh Pirates

## 2017 MLB First-Year Player Draft (14)

Round	Overall	Player	School	Pos.	Team
3	86	Will Gaddis	Furman	RHP	Colorado Rockies
8	226	Bryan Sammons	Western Carolina	LHP	Minnesota Twins
8	253	Jared Brasher	Samford	RHP	Washington Nationals
11	333	JP Sears	The Citadel	LHP	Seattle Mariners
12	350	Hagen Owenby	ETSU	C	Atlanta Braves



# MLB FIRST-YEAR PLAYER DRAFT



13	385	Kevin Williams Jr.	Samford	OF	Los Angeles Angels
21	622	Jack Maynard	UNCG	RHP	Arizona Diamondbacks
22	658	Brett Pope	Western Carolina	SS	Pittsburgh Pirates
23	686	Danny Edgeworth	Mercer	3B	Colorado Rockies
24	706	T.J. Dixon	Samford	OF	Minnesota Twins
24	731	Charlie Madden	Mercer	C	Boston Red Sox
27	801	Ben Spitznagel	UNCG	OF	Oakland Athletics
29	859	Ryan Askew	Mercer	RHP	Tampa Bay Rays
33	996	Peyton Maddox	VMI	C	San Francisco Giants

## 2018 MLB First-Year Player Draft (17)

Round	Overall	Player	School	Pos.	Team
4	133	Adam Scott	Wofford	LHP	Cleveland Indians
5	152	Austin Cox	Mercer	LHP	Kansas City Royals
6	172	Andrew Moritz	UNCG	CF	Atlanta Braves
7	211	Andrew Wantz	UNCG	RHP	Los Angeles Angels
7	214	Josh Winder	VMI	RHP	Minnesota Twins
10	313	Robert Broom	Mercer	RHP	Cleveland Indians
12	367	Matt Pita	VMI	RF	New York Yankees
15	436	Matt Frisbee	UNCG	RHP	San Francisco Giants
17	508	Cesar Trejo	UNCG	CF	Seattle Mariners
20	609	Erin Baldwin	Samford	RHP	Arizona Diamondbacks
21	632	Nathan Eaton	VMI	C	Kansas City Royals
22	662	Bryce Hensley	UNCG	LHP	Kansas City Royals
24	719	Troy Dixon	Samford	CF	Texas Rangers
25	738	Jack Maynard	UNCG	RHP	Chicago White Sox
25	761	Christian Vann	Mercer	LHP	Washington Nationals
34	1015	Trey Truitt	Mercer	CF	Baltimore Orioles
38	1127	Stephen Jones	Samford	RHP	Philadelphia Phillies

\* January Secondary Draft  
 ^ June Secondary Draft  
 § Reached Major Leagues

## First-round MLB selections

Year	Overall	Player, school	Pos.	Team
1979	21	Atlee Hammaker, ETSU	LHP	Kansas City Royals
2010	41-S	Asher Wojciechowski, CIT	RHP	Toronto Blue Jays
2012	28	Victor Roache, GSU	OF	Milwaukee Brewers
2013	27	Phillip Ervin, SAM	OF	Cincinnati Reds
2016	11	Kyle Lewis, MER	OF	Seattle Mariners

## S - Supplemental round



**Atlee Hammaker**  
ETSU



**Asher Wojciechowski**  
The Citadel



**Victor Roache**  
Georgia Southern



**Phillip Ervin**  
Samford



**Kyle Lewis**  
Mercer

## Selections by school

School	Selections
Western Carolina	63
Georgia Southern	51
The Citadel	50
College of Charleston	45
UNCG	34
Appalachian State	33
Elon	31
ETSU	25
Samford	25
Furman	24
Davidson	21
VMI	19
East Carolina	13
Wofford	11
Mercer	9
West Virginia	9
Marshall	6
Richmond	5
William & Mary	2

## Selections by MLB team

Team	Selections
Arizona Diamondbacks	9
Atlanta Braves	29
Chicago Cubs	20
Cincinnati Reds	12
Colorado Rockies	14
Los Angeles Dodgers	12
Miami Marlins	14
Milwaukee Brewers	17
New York Mets	11
Philadelphia Phillies	18
Pittsburgh Pirates	24
San Diego Padres	19
San Francisco Giants	16
St. Louis Cardinals	31
Washington Nationals <sup>^</sup>	11
Baltimore Orioles	19
Boston Red Sox	9
Chicago White Sox	11
Cleveland Indians	16
Detroit Tigers	7
Houston Astros	6
Kansas City Royals	13
Los Angeles Angels	14
Minnesota Twins	15
New York Yankees	27
Oakland Athletics	24
Seattle Mariners	15
Tampa Bay Rays	10
Texas Rangers*	19
Toronto Blue Jays	11

## SoCon MLB Draft selections to make majors

School	Selections
Western Carolina	10
The Citadel	6
Georgia Southern	6
College of Charleston	5
East Carolina	2
Furman	2
Marshall	2
Appalachian State	1
ETSU	1
Elon	1
UNCG	1
Richmond	1
Samford	1
VMI	1
Wofford	1

<sup>^</sup> The Nationals were the Montreal Expos from 1969-2004. This total includes six selections by the Expos.

\* The Rangers were the Washington Senators from 1961-71. This total includes four selections by the Senators.

## OVERALL WINS

Coach	School	Years (#)	Wins
1. Fred Jordan	The Citadel	1992-17 (26)	831
2. Chal Port	The Citadel	1965-91 (27)	641
3. Rodney Hennon	W. Carolina/Ga. Southern	1998-2014 (17)	621
4. Jim Morris	Appalachian State	1974-98 (25)	611
5. Ron Smith	Furman	1994-16 (23)	580
6. Mike Gaski	UNCG	1998-12 (15)	458*
7. Dick Cooke	Davidson	1993-2014 (22)	415
8. Malcolm Pitt	Richmond	1937-71 (35)	394
9. Mike Kennedy	Elon	2004-14 (11)	393
10. Jack Coombs	Duke	1929-52 (24)	381
11. John Pawlowski	College of Charleston	2000-08 (9)	338
12. Tom Wall	Furman	1970-71, 74-93 (22)	326
13. <b>Casey Dunn</b>	<b>Samford</b>	<b>2009-18 (10)</b>	<b>325#</b>
14. <b>Bobby Moranda</b>	<b>Western Carolina</b>	<b>2008-18 (11)</b>	<b>323</b>
15. Jack Leggett	Western Carolina	1983-91 (9)	302

\* 69 wins from 2009-11 later vacated  
# 124 wins from 2011-14 later vacated

## OVERALL WINNING PERCENTAGE (MIN. 4 SEASONS)

Coach	School	Years (#)	Record	Pct.
1. Randy Hinson	Clemson	1939-40, 46-47 (4)	58-19-2	.747
2. Billy Laval	South Carolina	1928-34 (7)	89-33-1	.728
3. Steve Harrick	West Virginia	1951-67 (17)	297-131	.694
4. Jack Coombs	Duke	1929-52 (24)	381-171-3	.689
5. W.P. White	Georgia	1922-32 (11)	193-89-3	.682
6. Charley Lodes	ETSU	1979-83 (5)	166-84-1	.663
7. Pete Shields	Mississippi	1923-31 (9)	114-59-2	.657
8. Wallace Wade	Alabama	1924-27 (4)	61-32-2	.653
9. Jim Ashmore	North Carolina	1927-31 (5)	72-39-3	.645
10. John Pawlowski	Coll. of Charleston	2000-08 (9)	338-192-1	.637
11. Earl Smith	East Carolina	1966-72 (7)	131-76	.633
12. Bill Haywood	Western Carolina	1977-81 (5)	107-62-1	.632
13. Chuck Boone	Richmond	1972-76 (5)	96-56	.632
14. Keith LeClair	Western Carolina	1992-97 (6)	229-135-2	.628
15. Monte Lee	Coll. of Charleston	2009-13 (5)	187-111	.628



The Citadel's Fred Jordan is the all-time leader in overall and SoCon wins in league history. Jordan retired in 2017 after 26 years as the Bulldogs' skipper.

## SOCON WINS


Coach	School	Years (#)	Wins
1. Fred Jordan	The Citadel	1992-17 (26)	399
2. Rodney Hennon	W. Carolina/Ga. Southern	1998-2014 (17)	303
3. Ron Smith	Furman	1994-16 (23)	295
4. Chal Port	The Citadel	1965-91 (27)	253
5. Mike Gaski	UNCG	1998-12 (15)	230*
6. Jim Morris	Appalachian State	1974-98 (25)	218
7. Dick Cooke	Davidson	1993-2014 (22)	218
8. Mike Kennedy	Elon	2004-14 (11)	205
9. John Pawlowski	College of Charleston	2000-08 (9)	170
10. <b>Bobby Moranda</b>	<b>Western Carolina</b>	<b>2008-18 (11)</b>	<b>166</b>
11. Malcolm Pitt	Richmond	1937-1971 (35)	145^
12. <b>Casey Dunn</b>	<b>Samford</b>	<b>2009-18 (10)</b>	<b>144#</b>
13. Steve Harrick	West Virginia	1951-67 (17)	137
14. Todd Raleigh	Western Carolina	2000-07 (8)	132
15. Tom Wall	Furman	1970-71, 74- (22)	124

\* 32 SoCon wins from 2009-11 later vacated # 58 wins from 2011-14 later vacated  
^ Conference records for 1937-46, 1949, 1951 and 1953 unavailable and not included

## SOCON WINNING PERCENTAGE (MIN. 4 SEASONS)

Coach	School	Years (#)	Record	Pct.
1. Charley Lodes	ETSU	1979-83 (5)	55-17	.764
2. Jack Leggett	Western Carolina	1983-91 (9)	103-39	.725
3. Keith LeClair	Western Carolina	1992-97 (6)	99-38	.723
4. Steve Harrick	West Virginia	1951-67 (17)	137-58	.703
5. Earl Smith	East Carolina	1966-72 (7)	72-31	.699
6. Bill Haywood	Western Carolina	1977-81 (5)	48-23	.676
7. John Pawlowski	Coll. of Charleston	2000-08 (9)	170-86-1	.663
8. Chuck Boone	Richmond	1972-76 (5)	47-24	.662
9. Mike Kennedy	Elon	2004-14 (11)	205-109	.653
10. Monte Lee	Coll. of Charleston	2009-13 (5)	96-53	.644
11. Jack Stallings	Georgia Southern	1992-99 (8)	119-67	.640
12. Rodney Hennon	WCU/GSU	1998-2014 (17)	303-184	.622
13. Chal Port	The Citadel	1965-91 (27)	253-156-1	.618
14. Bill Reinhart	George Washington	1950-66 (17)	91-61-1	.598*
15. C.R. "Dudy" Noble	Mississippi State	1922-32 (11)	88-62-1	.586

\* Conference records for 1950-52 seasons unavailable and not included



A 1966 inductee into the American Baseball Coaches Association Hall of Fame, Jack Coomb coached Duke to 381 wins from 1929-52.