

2020-21



SOCONSPORTS.COM
#SOCONCHAMPS | #SOCONHOOPS



MEN'S BASKETBALL MEDIA GUIDE



2019-20 SOCON SUPERLATIVES



Isaiah Miller, UNCG
SoCon Player of the Year (coaches, media)
SoCon Defensive Player of the Year
Lute Olson All-America team
Lefty Driesell Defensive All-America team



Travis Eevee, VMI
Freshman of the Year (coaches, media)



Steve Forbes, ETSU
SoCon Coach of the Year (coaches, media)
Hugh Durham Award (top DI mid-major coach)
NABC District 21 Coach of the Year



Keyshaun Langley, UNCG
Freshman of the Year (coaches)

2020-21 SOCON MEN'S BASKETBALL



2020-21 Southern Conference Men's Basketball Media Guide

On the inside

2020-21 composite schedule	2
2020-21 SoCon preseason honors	3
2021 postseason tournaments	4
2021 Southern Conference Championship	5
Southern Conference	
History	6-10
SoCon Principles	11
Hall of Fame	12-13
Commissioner Jim Schaus	14
Staff	15
Media Services	16
Teams	
The Citadel	18-19
ETSU	20-21
Furman	22-23
Mercer	24-25
UNCG	26-27
Samford	28-29
Chattanooga	30-31
VMI	32-33
Western Carolina	34-35
Wofford	36-37
Home courts	38-39
2019-20 year-in-review	
Year-in-review	40-41
Individual stats	42
Team stats	43
Individual game highs	44
Team game highs	45
All-time records and honors	
Individual records	46-50
Team records	51-54
Coaching records	55
Coaching history by school	56-57
Individual annual leaders	58-61
Team annual leaders	62-63
Yearly basketball awards	64-66
All-conference teams	67-72
All-freshman teams	73-74
Players of the week	75-78
Freshmen of the week	78
Players of the month	79
Yearly standings	80-86
SoCon champions	87
SoCon tournament results	88-100
SoCon all-tournament teams	101-105
SoCon tournament records	106
National awards	107
NBA players	108
NBA draftees	109
Postseason history by school	110-111
SoCon in the NCAA tournament	112-113
SoCon in other national tournaments	114

The Southern Conference

702 N. Pine Street
Spartanburg, SC 29303

Phone: 864-591-5100
Fax: 864-591-3448
Website: SoConSports.com

Conference staff

Jim Schaus Commissioner
Geoff Cabe Senior Associate Commissioner
Sue Arakas Associate Commissioner
Doug King Associate Commissioner for Compliance
Jason Yaman Associate Commissioner
Stanley Broaden Assistant Commissioner for Championships
Phil Perry Assistant Commissioner for Media Relations
Paul Lollis Assistant Commissioner for Video Productions
Hannah Bradley Assistant Director of Media Relations
Neili Akridge Executive Assistant to the Commissioner
Nicholas Hunt Championships Assistant
Jasmine Washington Media Relations Assistant
Bob Delaney Coordinator of Officials

Southern Conference Officers

President: Dr. Jeffrey Hugdahl, Mercer University
Vice President: Dr. David Wyrick, University of North Carolina at Greensboro



PRESENTED BY: **General Shale**



Credits

Editor: Phil Perry
Design: Phil Perry
Cover: Jasmine Washington
Editorial assistance: Jason Yaman and the SoCon basketball SIDs.



COMPOSITE SCHEDULE

#SoConHoops

Nov. 25 (Wednesday)

ETSU vs. Abilene Christian, 11 a.m.
(Gulf Coast Showcase; Estero, Fla.)
North Georgia at Mercer, 1 p.m.
Lander at Chattanooga, 2 p.m.
Piedmont at The Citadel, 3 p.m.
Tusculum at Furman, 4 p.m.
Western Carolina vs. UNCW, 4 p.m.
(Asheville, N.C.)
Toccoa Falls at Wofford, 6 p.m.
St. Andrews at VMI, 7 p.m.

Nov. 26 (Thursday)

ETSU vs. TBD, TBD
(Gulf Coast Showcase; Estero, Fla.)

Nov. 27 (Friday)

Western Carolina vs. Troy, 1 p.m.
(Mako Medical Asheville Classic; Asheville, N.C.)
UNCG at Little Rock, 7 p.m.
(Wade Houston Tipoff Classic; Louisville, Ky.)
Mercer at Georgia Tech, 8 p.m.
ETSU vs. TBD, TBD
(Gulf Coast Showcase; Estero, Fla.)

Nov. 28 (Saturday)

VMI at Penn State, 1 p.m.
Carver at Wofford, 2 p.m.
Northern Kentucky at Chattanooga, 2 p.m.
USC Upstate at Furman, 2 p.m.
(Furman Multi Team Event)
Western Carolina at UNC Asheville, 3:30 p.m.
(Mako Medical Asheville Classic)

Nov. 29 (Sunday)

Alabama A&M at Samford, 3 p.m.
UNCG vs. Winthrop, 8:30 p.m.
(Louisville, Ky.)

Nov. 30 (Monday)

Piedmont at Western Carolina, 11 a.m.
Georgia State at Mercer, 7 p.m.
Chattanooga at Tennessee Tech, 7 p.m.

Dec. 1 (Tuesday)

UNCG vs. Prairie View A&M, 3 p.m.
(Louisville, Ky.)

Dec. 2 (Wednesday)

UNCG vs. Duquesne, 1 p.m.
(Wade Houston Tipoff Classic; Louisville, Ky.)
Southern Wesleyan at Furman, 7 p.m.
(Furman Multi Team Event)

Dec. 3 (Thursday)

North Carolina Central at Wofford, 6 p.m.
Mercer at Elon, 7 p.m.
North Carolina A&T at The Citadel, 7 p.m.
VMI at Virginia Tech, 8 p.m.

Dec. 4 (Friday)

UNCG at Louisville, 2 p.m.

Dec. 5 (Saturday)

Toccoa Falls at The Citadel, 1 p.m.
Samford at Belmont, 5 p.m.
Furman at Richmond, 6 p.m.

Dec. 6 (Sunday)

Tennessee Tech at Western Carolina, 12 p.m.
Wofford at Presbyterian, 2 p.m.
Chattanooga at Middle Tennessee, 3 p.m.
Middle Georgia State at Mercer, 5 p.m.

Dec. 7 (Monday)

Columbia International at The Citadel, 7 p.m.
Regent at VMI, 7 p.m.
(Keydet Classic)

Dec. 8 (Tuesday)

ETSU at UNC Asheville, 7 p.m.
(Harrah's Cherokee Center Asheville)

Dec. 9 (Wednesday)

Carver at The Citadel, 7 p.m.
Chattanooga at Bellarmine, 7 p.m.
Furman at Cincinnati, TBA

Dec. 10 (Thursday)

*Mercer at VMI, 7 p.m.
Wofford at South Carolina, 7 p.m.

Dec. 11 (Friday)

North Carolina Wesleyan at UNCG, 7 p.m.

Dec. 12 (Saturday)

Flagler at Furman, 2 p.m.
Western Carolina at North Carolina A&T, 4 p.m.
Samford at Georgia, 7 p.m.

UAB at ETSU, TBA

Dec. 13 (Sunday)

Hampton at VMI, 1 p.m.
(Keydet Classic)
Mercer at Georgia Southern, 6 p.m.

Dec. 15 (Tuesday)

Coastal Carolina at Wofford, 6 p.m.
Campbellsville Harrodsburg at VMI, 7 p.m.
USC Upstate at UNCG, 7 p.m.
Western Carolina at VCU, 7 p.m.
Furman at Alabama, 9 p.m.
North Carolina A&T at ETSU, TBA

Dec. 16 (Wednesday)

Mercer at Georgia State, 6 p.m.
Samford at Troy, 6 p.m.
UNC Asheville at Chattanooga, 7 p.m.

Dec. 18 (Thursday)

VMI at Gardner-Webb, 2 p.m.
Western Carolina at College of Charleston, 7 p.m.
UVA Wise at ETSU, TBA

Dec. 19 (Saturday)

UNCG at Elon, 1 p.m.
Georgia Southwestern at Mercer, 2 p.m.
Chattanooga at UAB, 3 p.m.
Samford at Kennesaw State, 4:30 p.m.
The Citadel at Longwood, TBA
Furman at Winthrop, TBA

Dec. 21 (Monday)

Wofford at Texas A&M, 1 p.m.
South Carolina State at Furman, 7 p.m.
VMI at Wake Forest, 7 p.m.
Belhaven at Samford, 8 p.m.

Dec. 22 (Tuesday)

Mercer at Kennesaw State, 2 p.m.
Presbyterian at The Citadel, 3 p.m.
UNCG at North Carolina A&T, 7 p.m.
Chattanooga at Tennessee State, 7 p.m.
ETSU at Alabama, 7:30 p.m.

Dec. 30 (Wednesday)

*Furman at Chattanooga, 1 p.m.
*Wofford at Mercer, 7 p.m.
*VMI at Samford, 8 p.m.
*UNCG at The Citadel, TBA
*Western Carolina at ETSU, TBA

Jan. 2 (Saturday)

*Chattanooga at VMI, 1 p.m.
*Samford at Wofford, 7 p.m.
*Mercer at Furman, TBA
*ETSU at UNCG, TBA
*The Citadel at Western Carolina, TBA

Jan. 6 (Wednesday)

*UNCG at Wofford, 7 p.m.
*Samford at Chattanooga, 7 p.m.
*VMI at ETSU, TBA
*The Citadel at Mercer, TBA
*Furman at Western Carolina, TBA

Jan. 9 (Saturday)

*Western Carolina at Samford, 3 p.m.
*ETSU at Wofford, 7 p.m.
*VMI at Furman, TBA
*Mercer at UNCG, TBA
*Chattanooga at The Citadel, TBA

Jan. 13 (Wednesday)

*Mercer at Chattanooga, 7 p.m.
*Wofford at VMI, 7 p.m.
*Furman at The Citadel, TBA
*Samford at ETSU, TBA
*UNCG at Western Carolina, TBA

Jan. 16 (Saturday)

*The Citadel at VMI, 1 p.m.
*UNCG at Samford, 3 p.m.
*Wofford at Chattanooga, 5 p.m.
*ETSU at Furman, TBA
(Bon Secours Wellness Arena)
*Western Carolina at Mercer, TBA

Jan. 20 (Wednesday)

*Furman at VMI, 7 p.m.
*Chattanooga at Samford, 8 p.m.
*Mercer at The Citadel, TBA
*Wofford at UNCG, TBA
*ETSU at Western Carolina, TBA

Jan. 23 (Saturday)

*UNCG at Chattanooga, 2 p.m.
*The Citadel at Samford, 3 p.m.

*Western Carolina at Wofford, 7 p.m.
*Furman at ETSU, TBA
*VMI at Mercer, TBA

Jan. 27 (Wednesday)

*Western Carolina at VMI, 7 p.m.
*Wofford at The Citadel, TBA
*Chattanooga at ETSU, TBA
*UNCG at Furman, TBA
*Samford at Mercer, TBA

Jan. 30 (Saturday)

*Mercer at Wofford, 7 p.m.
*The Citadel at ETSU, TBA
*Chattanooga at Furman, TBA
(Bon Secours Wellness Arena)
*VMI at UNCG, TBA
*Samford at Western Carolina, TBA

Feb. 3 (Wednesday)

*VMI at Wofford, 7 p.m.
*Furman at Samford, 8 p.m.
*ETSU at Mercer, TBA
*The Citadel at UNCG, TBA
*Chattanooga at Western Carolina, TBA

Feb. 6 (Saturday)

*ETSU at Chattanooga, 2 p.m.
*Western Carolina at The Citadel, TBA
*Wofford at Furman, TBA
(Bon Secours Wellness Arena)
*Samford at UNCG, TBA

Feb. 10 (Wednesday)

*Chattanooga at Wofford, 7 p.m.
*Mercer at Samford, 8 p.m.
*ETSU at The Citadel, TBA
*Furman at UNCG, TBA
*VMI at Western Carolina, TBA

Feb. 13 (Saturday)

*Samford at VMI, 1 p.m.
*The Citadel at Chattanooga, 2 p.m.
*Wofford at ETSU, TBA
*Western Carolina at Furman, TBA
(Bon Secours Wellness Arena)
*UNCG at Mercer, TBA

Feb. 17 (Wednesday)

*The Citadel at Wofford, 7 p.m.
*UNCG at VMI, 7 p.m.
*Western Carolina at Chattanooga, 7 p.m.
*Mercer at ETSU, TBA
*Samford at Furman, TBA

Feb. 20 (Saturday)

*ETSU at Samford, 8 p.m.
*VMI at The Citadel, TBA
*Furman at Mercer, TBA
*Wofford at Western Carolina, TBA

Feb. 21 (Sunday)

*Chattanooga at UNCG, TBA

Feb. 24 (Wednesday)

*ETSU at VMI, 7 p.m.
*Wofford at Samford, 8 p.m.
*The Citadel at Furman, TBA
*Western Carolina at UNCG, TBA
*Chattanooga at Mercer, TBA

Feb. 27 (Saturday)

*Furman at Wofford, 7 p.m.
*VMI at Chattanooga, 7 p.m.
*Samford at The Citadel, TBA
*UNCG at ETSU, TBA
*Mercer at Western Carolina, TBA

March 5 (Friday)

Ingles SoCon Championship presented by General Shale
5 p.m., 7:30 p.m.
(Harrah's Cherokee Center Asheville; Asheville N.C.)

March 6 (Saturday)

Ingles SoCon Championship presented by General Shale
12 p.m., 2:30 p.m., 6 p.m., 8:30 p.m.
(Harrah's Cherokee Center Asheville; Asheville N.C.)

March 7 (Sunday)

Ingles SoCon Championship presented by General Shale
4 p.m., 6:30 p.m.
(Harrah's Cherokee Center Asheville; Asheville N.C.)

March 8 (Monday)

Ingles SoCon Championship presented by General Shale
7 p.m.
(Harrah's Cherokee Center Asheville; Asheville N.C.)

^ Schedule subject to change

UNCG is coaches' preseason favorite, Furman tops media poll UNCG guard Isaiah Miller repeats as preseason player of the year

UNCG Greensboro is the coaches' preseason favorite and Furman is the media's pick to win the 2020-21 Southern Conference men's basketball title in polling of the league's 10 men's basketball coaches and media. UNCG senior guard Isaiah Miller, the reigning SoCon Player of the Year and two-time defending SoCon Defensive Player of the Year, is the coaches' preseason player of the year selection for the second straight season.

The coaches, who also picked a preseason all-conference team, were not allowed to vote for their own teams or student-athletes as part of the balloting. Due to a tie in the voting, there were 11 members on the preseason All-SoCon team.

Aside from UNCG and Furman alternating at the tops of the two polls, the coaches and media predicted the league's teams to finish in the same order. UNCG topped the preseason coaches poll with 76 points, edging Furman by two, but the Paladins picked up five first-place votes, one more than the Spartans. In the media poll, Furman totaled 278 points and 16 first-place votes, followed by UNCG with 274 points and nine first-place votes. ETSU, Mercer, Wofford, Western Carolina, Chattanooga, Samford, VMI and The Citadel followed in that order in both polls. ETSU received one first-place vote from the coaches and four from the media, while Mercer picked up one first-place nod from the media.

The top returning scorer in the league, Miller was second in the SoCon in scoring last season at 17.8 points per game and led the conference in steals for the second straight season, totaling 89 and averaging 2.8 per contest to rank second and fourth, respectively, in NCAA Division I. He enters his senior campaign with a program-record 241 career steals, good for eighth in SoCon history. The Covington, Georgia, native was eighth in the league in assists in 2019-20, totaling an even 100 and averaging 3.1 per game, and was ESPN reporter Myron Medcalf's preseason pick as the mid-major player of the year entering 2020-21.

As a team, the Spartans went 23-9 overall last season and 13-5 in the SoCon, finishing third. UNCG, which received a vote in the Associated Press Top 25 preseason poll on Monday, has won at least 20 games in each of the last four seasons and its 104 over that span are second-most for a DI team in the state of North Carolina. The Spartans return 12 players from last season, including starters Miller and Kaleb Hunter (10.3 points per game) and reigning SoCon Freshman of the Year Keyshaun Langley.

Furman has also won at least 20 games in four straight seasons, including a school-record 25 in each of the last two. The Paladins, who were 25-7 overall and second in league play at 15-3 last season, return 10 letterwinners, three of which earned spots on the preseason All-SoCon squad. Junior forward Noah Gurley averaged 14.3 points per game last season, good for 10th in the league, while senior forward Clay Mounce averaged 13.2 points and was eighth in rebounds at 6.0 per game. Junior guard Mike Bothwell, who was also in double figures with 10.9 points per game, rounds out the Paladins' preseason all-conference picks.

Defending regular-season and tournament champion ETSU is slated third in the preseason polls after becoming just the fourth team in the SoCon's 100-year history to win 30 games in a season last year, winning a school-record 30 contests against just four losses and going 16-2 in the SoCon. The Bucs lost all five starters and head coach Steve Forbes from that squad, but under the direction of first-

2020-21 Preseason SoCon Coaches Poll

Team (1st-place votes)	Total
1. UNCG (4)	76
2. Furman (5)	74
3. ETSU (1)	63
4. Mercer	56
5. Wofford	47
6. Western Carolina	44
7. Chattanooga	38
8. Samford	23
9. VMI	15
10. The Citadel	14

2020-21 Preseason Player of the Year

Isaiah Miller, Sr., G, UNCG

2020-21 Preseason All-SoCon Team

Ledarius Brewer, R-Jr., G, ETSU
 Ty Brewer, Jr., F, ETSU
 Mike Bothwell, Jr., G, Furman
 Noah Gurley, Jr., F, Furman
 Clay Mounce, Sr., F, Furman
 Ross Cummings, R-Sr., G, Mercer
 Jeff Gary, R-Jr., G, Mercer
 Isaiah Miller, Sr., G, UNCG
 David Jean-Baptiste, R-Sr., G, Chattanooga
 Mason Faulkner, R-Sr., G, Western Carolina
 Storm Murphy, Sr., G, Wofford

2020-21 Preseason SoCon Media Poll

Team (1st-place votes)	Total
1. Furman (16)	278
2. UNCG (9)	274
3. ETSU (4)	211
4. Mercer (1)	190
5. Wofford	184
6. Western Carolina	175
7. Chattanooga	150
8. Samford	79
9. VMI	61
10. The Citadel	48

year head coach Jason Slay, ETSU will have four DI transfers ready to play this season, including brothers Ty and Ledarius Brewer, who both earned spots on the preseason All-SoCon squad. Junior guard Ty Brewer spent the last two seasons at Southeastern Louisiana, while redshirt junior forward Ledarius Brewer redshirted at ETSU last season after spending the first two years of his career at Southeast Missouri State.

The Bucs are followed in the poll by Mercer, which finished fourth in the SoCon at 17-15 overall and 11-7 in league play in coach Greg Gary's debut season. The Bears placed two on the preseason all-conference squad in redshirt junior guard Jeff Gary and redshirt senior guard Ross Cummings, who was a second-team All-SoCon performer in 2018-19 but was limited to just six games due to injury last season.

Fifth in both polls is Wofford, which finished last season 19-16 overall and 8-10 in SoCon play. The seventh-seeded Terriers made an impressive run through the Ingles SoCon Championship presented by General Shale last season, winning three straight to make it to the tournament final for the second consecutive season. Wofford is paced by senior guard and preseason All-SoCon pick Storm Murphy, who averaged 11.9 points per game and was sixth in the league with 3.6 assists per game.

Checking in in sixth place is Western Carolina, which tied for fifth in the league last season at 19-12 overall and 10-8 in SoCon play. The Catamounts, who improved their win total by 12 games from the year



UNCG senior guard Isaiah Miller is the 2020-21 preseason Player of the Year. He is the reigning SoCon Player of the Year and Defensive Player of the Year.

prior, reached the semifinals of the SoCon tournament and posted their most wins since the 2013-14 campaign. Redshirt senior guard Mason Faulkner represents Western Carolina on the preseason all-conference squad after averaging 17.7 points (third in the SoCon), 6.0 rebounds (ninth) and 6.1 assists (second) per game in his first season on the squad.

Chattanooga is seventh in both polls after going 20-13 overall and tying for fifth in the SoCon at 10-8 last season, advancing to the tournament semifinals. The 20-win season was the Mocs' first since 2015-16. UTC's lone returning starter is redshirt senior guard David Jean-Baptiste, a preseason All-SoCon pick who averaged 12.6 points and 2.4 assists in starting all 33 games last season.

Samford (10-23, 4-14 SoCon) is slated eighth in the preseason polls. Led by new coach Bucky McMillan, the new-look Bulldogs return just one starter from last season's squad in Jalen Dupree and welcome five transfers and six true freshmen.

VMI (9-24, 3-15) and The Citadel (6-24, 0-18) round out the poll in ninth and 10th, respectively. The Keydets return three starters from last season's squad, while the Bulldogs bring back four, including SoCon All-Freshman pick Fletcher Abee, who shared the league lead with 2.7 made 3-pointers per game.

The Southern Conference will conduct its virtual Basketball Media Day on Thursday, with interviews with each coach conducted by Pete Yanity airing on ESPN+ beginning at 1:30 p.m. Eastern on Friday.

The 2020-21 season gets under way Wednesday, Nov. 25. The 2021 Ingles SoCon Men's Basketball Championship presented by General Shale will be held March 5-8 at Harrah's Cherokee Center Asheville in Asheville, North Carolina, with the semifinals and final airing live on ESPN linear platforms.

2021 INGLES SOCON MEN'S BASKETBALL CHAMPIONSHIP PRESENTED BY GENERAL SHALE

The Southern Conference returns to Asheville, N.C., and ExploreAsheville.com Arena at Harrah's Cherokee Center Asheville for the 2021 Ingles Southern Conference Men's Basketball Championship presented by General Shale. The tournament is scheduled for March 5-8 at the 6,300-seat venue. Asheville served as the host of the SoCon tournament from 1984-95 and the championship returned there in 2012 after a 17-year absence.

The oldest league tournament in the nation, the first SoCon tournament was held in 1921 and 2020 marked the 100th year of the postseason classic.

Tickets for the tournament are available by contacting any member institution ticket office, the Harrah's Cherokee Center Asheville Box Office or Ticketmaster.



No. 1 seed ETSU won the 2020 Ingles SoCon Championship presented by General Shale.



The 2020 title game was a sellout (attendance 6,400), marking the third time in four years that the championship was claimed before a capacity crowd.

2021 SoCon Championship schedule

First round

March 5 (Friday)

Game 1: No. 8 seed vs. No. 9 seed, 5 p.m.

Game 2: No. 7 seed vs. No. 10 seed, 7:30 p.m.

Quarterfinals

March 6 (Saturday)

Game 3: No. 1 seed vs. Game 1 winner, 12 p.m.

Game 4: No. 4 seed vs. No. 5 seed, 2:30 p.m.

Game 5: No. 2 seed vs. Game 2 winner, 6 p.m.

Game 6: No. 3 seed vs. No. 6 seed, 8:30 p.m.

Semifinals

March 7 (Sunday)

Game 7: Game 3 winner vs. Game 4 winner, 4 p.m.

Game 8: Game 5 winner vs. Game 6 winner, 6:30 p.m.

Championship

March 8 (Monday)

Game 9: Game 7 winner vs. Game 8 winner, 7 p.m.



PRESENTED BY: General Shale

Conference tournament longevity

No.	Conference	Years
1.	Southern	100
2.	Atlantic Coast	66
3.	Southeastern	60
4.	Ohio Valley	56
5.	Mid-Eastern Athletic	48
6.	Big West	45
7.	Big Sky	44
8.	Missouri Valley	42
	Sun Belt	42
	Atlantic 10	42

2021 NCAA Men's Basketball Championship

First Four

March 16-17, 2021

UD Arena

Dayton, Ohio

Host: University of Dayton

First and second rounds

March 18 and 20, 2021

Taco Bell Arena

Boise, Idaho

Host: Boise State University

American Airlines Center

Dallas, Texas

Host: Big 12 Conference

Little Caesars Arena

Detroit, Mich.

Host: Detroit Mercy/Oakland University

Dunkin' Donuts Center

Providence, R.I.

Host: Providence College

March 19 and 21, 2021

Rupp Arena

Lexington, Ky.

Host: University of Kentucky

PNC Arena

Raleigh, N.C.

Host: North Carolina State University

SAP Center

San Jose, Calif.

Host: West Coast Conference

INTRUST Bank Arena

Wichita, Kan.

Host: Wichita State University

Regionals

March 25 and 27, 2021

Regional

Pepsi Center

Denver, Colo.

Host: Mountain West Conference

Regional

Target Center

Minneapolis, Minn.

Host: University of Minnesota

March 26 and 28, 2021

Regional

Barclays Center

Brooklyn, N.Y.

Hosts: Atlantic 10 Conference

Regional

FedEx Forum

Memphis, Tenn.

Host: University of Memphis

Final Four

April 3 and 5, 2021

Lucas Oil Stadium

Indianapolis, Ind.

Hosts: Horizon League/IUPUI

2021 National Invitation Tournament

First round

March 16-17, 2021

Campus sites

Second round

March 18-22, 2021

Campus sites

Quarterfinal round

March 23-24, 2021

Campus sites

Semifinals

March 30, 2021

Madison Square Garden


New York, N.Y.

Championship

April 1, 2021

Madison Square Garden

New York, N.Y.



SOCON CHAMPIONSHIP



2021 Ingles Southern Conference Men's Basketball Championship

presented by General Shale

MARCH 5-8 • HARRAH'S CHEROKEE CENTER ASHEVILLE
ASHEVILLE, N.C.



**FRIDAY
MARCH 5**

**SATURDAY
MARCH 6**

**SUNDAY
MARCH 7**

**MONDAY
MARCH 8**

No. 8 seed

Session 1, Game 1
March 5, 5 p.m.

No. 9 seed

Session 2, Game 3
March 6, 12 p.m.

No. 1 seed

No. 4 seed

Session 2, Game 4
March 6, 2:30 p.m.

No. 5 seed

Session 4, Game 7
March 7, 4 p.m.

CHAMPIONSHIP GAME
Session 5, Game 9
March 8, 7 p.m.

No. 7 seed

Session 1, Game 2
March 5, 7:30 p.m.

No. 10 seed

Session 3, Game 5
March 6, 6 p.m.

No. 2 seed

No. 3 seed

Session 3, Game 6
March 6, 8:30 p.m.

No. 6 seed

Session 4, Game 8
March 7, 6:30 p.m.



PRESENTED BY: **General Shale**

SOCONSPORTS.COM

The Southern Conference

The Southern Conference, which celebrates its 100th season of intercollegiate competition in 2020-21, is a national leader in emphasizing the development of the student-athlete and in helping to build lifelong leaders and role models.

The Southern Conference has been on the forefront of innovation and originality in developing creative solutions to address issues facing intercollegiate athletics. From establishing the first postseason college basketball tournament (1921), to tackling the issue of freshman eligibility (1922), to developing women's championships (1984), to becoming the first conference to install the 3-point goal in basketball (1980), the Southern Conference has been a pioneer.

The Southern Conference is the nation's fifth-oldest NCAA Division I collegiate athletic association. Only the Big Ten (1896), the Missouri Valley (1907), the Pac-12 (1915) and the Southwestern Athletic (1920) conferences are older in terms of origination.

Academic excellence has been a major part of the Southern Conference's tradition. Hundreds of Southern Conference student-athletes have been recognized on CoSIDA Academic All-America and all-district teams. A total of 20 Rhodes Scholarship winners have been selected from conference institutions, most recently in 2012-13, when former Wofford volleyball player Rachel Woodlee earned the prestigious award.

The conference currently consists of 10 members in six states throughout the Southeast and sponsors 22 varsity sports and championships that produce participants for NCAA Division I Championships. The league added rifle, becoming just the second Division I conference to sponsor the sport, in 2016-17, and added women's lacrosse for the 2017-18 campaign.

The Southern Conference offices are located in the historic Beaumont Mill in Spartanburg, South Carolina. A textile mill that was in operation from 1880 until 1999, Beaumont Mill was renovated in 2004 and today offers the league first-class meeting areas and offices as well as a spacious library for storage of the conference's historical documents.

Membership history

On Feb. 25, 1921, representatives from 14 of the Southern Intercollegiate Athletic Association's (SIAA) 30 members met at Atlanta's Piedmont Hotel to establish the Southern Intercollegiate Conference. On hand at the inaugural meeting were officials from Alabama, Alabama Polytechnic Institute (Auburn), Clemson, Georgia, Georgia School of Technology (Georgia Tech), Kentucky, Maryland, Mississippi A&M (Mississippi State), North Carolina, North Carolina State, Tennessee, Virginia, Virginia Polytechnic Institute (Virginia Tech) and Washington & Lee.

Dr. S.V. Sanford of Georgia was chosen as acting chairman and N.W. Dougherty of Tennessee was named secretary. The decision to form a new athletic conference was motivated by the desire to have a workable number of conference games for each league member. With 30 schools in the SIAA by the early 1920s, it was impossible to play every school at least once during the regular season and many schools went several years between playing some conference members. In addition, in 1920, the SIAA voted down proposed rules that an athlete must be in a college a year before playing on its teams and refused to abolish a rule permitting athletes to play summer baseball for money.

Play began in the fall of 1921, and a year later, six more schools joined the fledgling league, including Tulane (which had attended the inaugural meeting but had elected not to join), Florida, Louisiana (LSU), Mississippi, South Carolina and Vanderbilt. VMI joined in 1923 and Duke was added in 1929.

By the 1930s, membership in the Southern Conference had reached 23 schools. C.P. "Sally" Miles of Virginia Tech, president of the Southern

Conference, called the annual league meeting to order on Dec. 9, 1932, at the Farragut Hotel in Knoxville, Tennessee. There, it announced that 13 institutions west and south of the Appalachian Mountains were reorganizing as the Southeastern Conference. Members of the new league included Alabama, Alabama Polytechnic Institute, Florida, Georgia, Georgia School of Technology, Kentucky, Louisiana, Mississippi, Mississippi A&M, University of the South, Tennessee, Tulane and Vanderbilt.

According to the minutes of the meeting, Georgia's Dr. Sanford stated that the division was made along geographical lines. Florida's Dr. J.J. Tigert, acting as spokesman for the withdrawing group, regretted the move but believed it was necessary as the Southern Conference had grown too large. The resignations were accepted and the withdrawing schools formed the new league, which began play in 1933.

The Southern Conference continued with membership of 10 institutions, including Clemson, Duke, Maryland, North Carolina, North Carolina State, South Carolina, Virginia, VMI, Virginia Tech and Washington & Lee.

The second major shift occurred some 20 years later. By 1952, the Southern Conference included 17 colleges and universities. Another split occurred when seven schools – Clemson, Duke, Maryland, North Carolina, North Carolina State, South Carolina and Wake Forest – departed to form the Atlantic Coast Conference, which began play in 1953. The revamped Southern Conference included members The Citadel, Davidson, Furman, George Washington, Richmond, VMI, Virginia Tech, Washington & Lee, West Virginia and William & Mary.

A third major shift occurred in 2012-13, when five members announced their departures and three schools were added. College of Charleston announced its decision to leave for the Colonial Athletic Association following the 2012-13 season, while Appalachian State (Sun Belt), Davidson (Atlantic 10), Elon (Colonial) and Georgia Southern (Sun Belt) announced they would depart following the 2013-14 campaign. At the Southern Conference's 2013 spring meetings in Hilton Head Island, South Carolina, the league officially extended invitations to former members ETSU and VMI, as well as Mercer, to join the league for the 2014-15 academic year.

Today, the league continues to thrive with a membership that includes 10 institutions and a footprint that spans six states: Alabama, Georgia, North Carolina, South Carolina, Tennessee and Virginia. Current league members are The Citadel, ETSU, Furman, Mercer, UNCG, Samford, Chattanooga, VMI, Western Carolina and Wofford.

Leadership

Jim Schaus began his tenure as the ninth commissioner in league history on July 1, 2019. Schaus came to the SoCon after an 11-year run as the director of athletics at Ohio University, where he led the Bobcats to unprecedented levels of success in athletics and academics.

In his first year in the role, Schaus spearheaded the creation of a new long-term strategic plan for the league and led the effort to partner with JMI Sports to serve as the SoCon's official marketing rights company. Schaus also negotiated the SoCon's entry into the Southeastern Conference's officiating consortiums for both men's basketball and football, moves that allow the member conferences to collaborate on all officiating matters related to recruitment, education and training, scheduling and evaluation of officials.

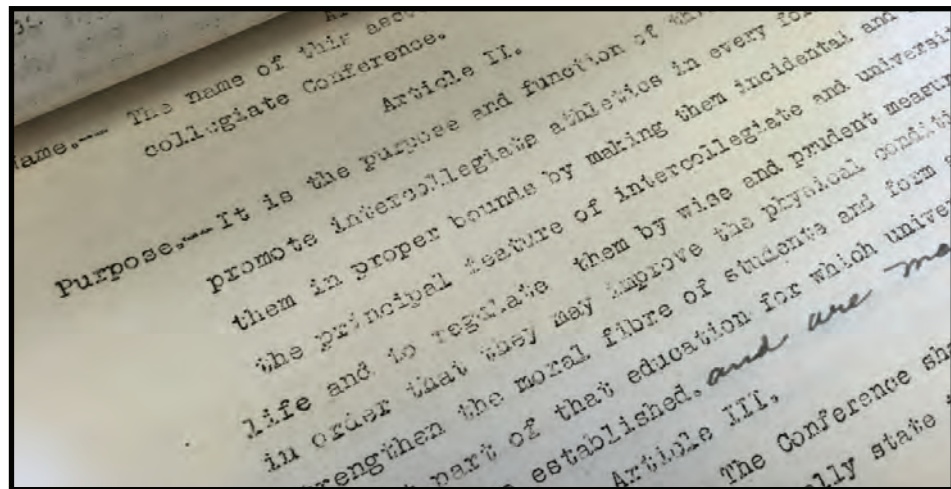
Also aimed at enhancing the league's men's basketball success, Schaus implemented a new right-size scheduling model designed to bolster the top teams' national profiles and put them in position for better seeding and potential at-large bids into the NCAA tournament. In addition, Schaus shepherded the league through its response to the COVID-19 pandemic and ensuing sport season cancellations and cost-cutting measures.

Schaus has a familial connection to the Southern Conference, as his father, former Los Angeles Lakers coach Fred Schaus, was the men's basketball coach at West Virginia from 1954-60, earning SoCon Coach of the Year honors four times in that six-year span and still ranking in the top 20 in career wins by a league coach.

Schaus replaced former commissioner John Iamario, who concluded his 13-year tenure at the Southern Conference in the summer of 2019. Throughout his tenure, Iamario promoted the Southern Conference through an ambitious agenda that improved championships, upgraded compliance related matters, launched the conference's Hall of Fame, created the SoCon Academic Exchange and increased the marketing and brand awareness of the conference and its member institutions. He also guided the league through membership changes that ensured the Southern Conference's future viability and stability with the additions of ETSU, Mercer and VMI.

Iamario spearheaded the effort to create the SoCon Digital Network, which launched in the fall of 2014, and the league-wide plan to have all 10 member institutions capable of producing broadcast-quality content by 2017.

Iamario also orchestrated the addition of three



The original Southern Conference constitution, drawn up in 1921, is housed in the archives at the league office in Spartanburg, S.C.

SOUTHERN CONFERENCE HISTORY



The 2014 addition of VMI in Lexington, Va., extended the Southern Conference's reach to six states across the Southeast.

sports in a four-year span, starting with men's lacrosse in 2014-15. Rifle was added in 2016-17, and women's lacrosse became the SoCon's 22nd varsity sport in 2017-18. The addition of those three sports attracted a combined 11 associate members, while a 12th, Belmont, was added for men's soccer beginning in 2018.

The Southern Conference named its first commissioner in December 1950. Duke's Wallace Wade made the transition from Blue Devil football coach to athletics administration as the first person at the helm of the conference.

Lloyd Jordan replaced Wade as the commissioner in 1960 and served a 14-year term until Ken Germann became the league head in 1974. Germann was the commissioner for 13 years and orchestrated the league's expansion to include women's athletics. In 1987, he was succeeded by Dave Hart, who oversaw the transfer of the league office from Charlotte, North Carolina, to Asheville, North Carolina.

Wright Waters succeeded Hart upon his retirement in 1991. Under Waters' leadership, the Southern Conference expanded to 12 members, added three women's sports and posted record revenue from the basketball tournament. Waters was followed by Alfred B. White in 1998. White, a veteran member of the NCAA office, introduced the current conference logo and elevated the conference's commitment to marketing and development of corporate partners. Danny Morrison, who would go on to be president of the Carolina Panthers, headed the conference from 2001-05 and orchestrated the league's move from Asheville to Spartanburg. Under Morrison's leadership, the conference increased its marketing and promotional efforts.

Championship history

Men's basketball was the first sport in which the conference held a championship. The league tournament is the nation's oldest, with the inaugural championship held in 1921 at Atlanta's City Auditorium and won by Kentucky. The tournament began Feb. 25, the same day that members of the Southern Intercollegiate Athletic Association met to discuss forming the new league that would become the Southern Conference. The following year, North Carolina won the first tournament after the formation of the league.

Commissioner Germann spearheaded the Southern Conference's expansion to include women's athletics during the 1983-84 season. That year, league women's championships were held in volleyball, basketball and tennis. Cross country joined the mix in 1985, outdoor track and field was added in 1987 and indoor and track and field followed in 1988. The conference instituted golf and softball championships in the spring of 1994 and added soccer in the fall of that year. Women's lacrosse crowned its first champion in May 2018.

The Germann Cup, named in honor of the former commissioner, annually recognizes the top women's athletics programs in the conference. From their humble beginnings, women's athletics have become an integral part of the Southern Conference and its success.

The Southern Conference declares champions in 11 men's sports – football, soccer, cross country, basketball, indoor track and field, outdoor track and field, wrestling, baseball, lacrosse, tennis and golf – and 10 women's sports – soccer, volleyball, cross country, basketball, indoor track and field, outdoor track and field, tennis, golf, women's lacrosse and softball. Rifle is a mixed sport.

Football

The Southern Conference has also excelled as the premier Football Championship Subdivision (FCS) conference. Former Southern Conference member Appalachian State won the three consecutive FCS titles from 2005-07, becoming the first team to do so. The league boasts more than 250 players who have garnered All-America recognition and numerous national player or coach of the year awards. The conference had at least one team in the top 10 of the final FCS poll for 28 consecutive years (1985-2012), with at least two teams finishing in the final poll in every season from 1982-2013. Wofford, which has finished in the top 20 in each of the last four seasons, was joined in the final polls in 2019 by Furman, which earned its second FCS playoff berth in three seasons. In 2018, ETSU won a share of its first SoCon title and finished ranked in the final polls for the first time since 1996. The Citadel, Chattanooga, Samford and Wofford each finished in the top 25 in 2016, giving the league four in the final poll for the first time since 2007. The conference has placed multiple representatives in the FCS Playoffs in 31 of 36 seasons, with 16 championship game appearances and eight

SoCon members

- Alabama (1921-1932)
- Appalachian State (1971-2014)
- Auburn (1921-1932)
- College of Charleston (1998-2013)
- The Citadel (1936-present)**
- Clemson (1921-1953)
- Davidson (1936-1988, 1992-2014)
- Duke (1929-1953)
- East Carolina (1964-1977)
- ETSU (1978-2005, 2014-present)**
- Elon (2003-2014)
- Florida (1922-1932)
- Furman (1936-present)**
- George Washington (1941-1970)
- Georgia (1921-1932)
- Georgia Southern (1991-2014)
- Georgia Tech (1921-1932)
- Kentucky (1921-1932)
- Louisiana State (1922-1932)
- Marshall (1976-1997)
- Maryland (1921-1953)
- Mercer (2014-present)**
- Mississippi (1922-1932)
- Mississippi State (1921-1932)
- North Carolina (1921-1953)
- UNCG (1997-present)**
- NC State (1921-1953)
- Richmond (1936-1976)
- Samford (2008-present)**
- South Carolina (1922-1953)
- Tennessee (1921-1932)
- Chattanooga (1976-present)**
- Tulane (1922-1932)
- University of the South (1924-1932)
- Vanderbilt (1922-1932)
- Virginia (1921-1937)
- VMI (1923-2003, 2014-present)**
- Virginia Tech (1921-1965)
- Wake Forest (1936-1953)
- Washington & Lee (1921-1958)
- West Virginia (1950-1968)
- Western Carolina (1976-present)**
- William & Mary (1936-1977)
- Wofford (1997-present)**

Bold indicates current SoCon member.

national titles. The Southern Conference has had at least one team reach the semifinals in 12 of the last 21 years and in 18 of the last 28 seasons.

In 2007, Appalachian State became the first FCS team to defeat a nationally ranked Football Bowl Subdivision (FBS) team, when the Mountaineers defeated No. 5 Michigan, 34-32, on Sept. 1 before a sellout crowd at Michigan Stadium. Georgia Southern, in its final game as a member of the Southern Conference, downed the SEC's Florida in Gainesville on Nov. 23, 2013. The league picked up two wins over FBS teams in 2015, with Furman downing UCF and The Citadel stunning South Carolina. The Bulldogs added another Power 5 conference win in 2019, taking down Georgia Tech in overtime, 27-24.

Prior to the conference's reclassification in 1981, Southern Conference football teams appeared in a total of 36 bowl games, posting a record of 16-18-2. From 1925-30, league schools won five football national championships in a six-year span. There are nearly 60 former Southern Conference players and

coaches in the College Football Hall of Fame. One of the most recognizable of these names is former North Carolina running back Charlie "Choo Choo" Justice, who helped guide North Carolina to three bowl appearances. He was a first-team All-America selection and the Heisman Trophy runner-up in 1948 and 1949. In 1949, Justice earned first-team all-conference honors for the fourth consecutive season, becoming the first player in league history to achieve that feat. He was a member of the league's inaugural Hall of Fame Class in 2009.


Another of the league's football products that made it to the College Football Hall of Fame is Sam Huff of West Virginia. Huff was a three-year starter on both the offensive and defensive lines for the Mountaineers. In 1955, Huff earned first-team All-America honors on the field and was a first-team Academic All-American for his work in the classroom. He played 12 seasons in the National Football League for the New York Giants and the Washington Redskins. Also a member of the conference's first Hall of Fame class, he was a five-time All-Pro linebacker and is also a member of the Pro Football Hall of Fame.

Former Appalachian State coach Jerry Moore was enshrined in the College Football Hall of Fame in December 2014. The winningest coach in Appalachian State and Southern Conference history, Moore compiled a 215-87 record in his 24 seasons at Appalachian State (1989-2012), including 10 SoCon championships, 18 postseason appearances and an unprecedented three straight NCAA Division I FCS/IAA national titles (2005-07).

In 1999, Georgia Southern's Adrian Peterson captured the Walter Payton Award, presented annually to the Football Championship Subdivision's most outstanding offensive player. Peterson, a four-time All-American who finished his career as the NCAA Division I leader in rushing yards with 6,559, was inducted into the College Football Hall of Fame in December 2017.

Furman's Louis Ivory earned the Walter Payton Award in 2000, giving the SoCon consecutive winners, while Georgia Southern's Jayson Foster was presented with the 2007 trophy and Appalachian State quarterback Armani Edwards became the first two-time winner in Payton Award history, claiming the honors in 2008 and 2009 to make it three consecutive years a SoCon player took home the award.

Record-breaking quarterback Devlin Hodges of



Former Chattanooga star Terrell Owens entered the Pro Football Hall of Fame in 2018. Owens returned to his alma mater to deliver his induction speech from the Mocs' McKenzie Arena.

Samford became the Southern Conference's most recent Walter Payton Award winner in 2018, when the senior was also named the FCS ADA Offensive Player of the Year. The consensus All-American, who led the FCS in passing yards and completion percentage that season, wrapped up his career with FCS records for passing yardage (14,584), pass attempts and completions.

The league saw a pair of former players enter the Pro Football Hall of Fame in 2018, as former Chattanooga standout Terrell Owens and Marshall star Randy Moss, who enjoyed a record-breaking freshman year in the SoCon, earned the nod.

Appalachian State's Dexter Coakley was a three-time


all-conference selection and consensus All-American in 1994, '95 and '96 before going on to stardom with the Dallas Cowboys. Coakley won a pair of Buck Buchanan Awards, given to Football Championship Subdivision's top defensive player each year. Western Carolina's David Patten and Appalachian State's Matt Stevens were both members of the New England Patriots' Super Bowl champion team in 2002 and Patten also earned Super Bowl rings with the Patriots in 2004 and '05. Appalachian State's Daniel Kilgore appeared in Super Bowl XLVII for the San Francisco 49ers in 2013. Chattanooga's Keionta Davis was a member of the Patriots' organization for New England's appearance in Super Bowl LII in 2018, while Davis and Western Carolina's Keion Crossen were teammates for the Super Bowl LIII-winning Patriots in 2019. Former Samford safety Jaquiski Tartt played in Super Bowl LIV for the 49ers in 2020.

Basketball

The 2020 edition of the tournament was the 100th in league history. Top-seeded ETSU downed Wofford 72-58 in the historic title game.

Not only was the Southern Conference tournament the first of its kind, but the league also helped change the face of college basketball. In 1980, the league began a season-long experiment with a 22-foot 3-point field goal with the approval of the NCAA Rules Committee. Ronnie Carr of Western Carolina made the first 3-point field goal in college basketball history in a game against Middle Tennessee State on Nov. 29, 1980.

Another college basketball tradition that originated in the Southern Conference is the traditional cutting of the nets by the winning team in important tournaments. According to USA Today, the practice of net-cutting originated in 1947 with NC State head coach Everett Case. As a first-year head coach, Case led the Wolfpack to the Southern Conference tournament title. Case celebrated by claiming the nets as souvenirs to commemorate the event. Basketball coaching legend Red Auerbach gave credit to former George Washington coach Bill Reinhart, who coached in the conference for nearly 30 years, as one of the originators of the modern fast break.



The Atlanta Memorial Auditorium was the site for the first Southern Conference Basketball Championship in 1921. The SoCon basketball tournament is the longest-running of its kind in college basketball history.

West Virginia's 10 tournament championships rank as the second-most in league history behind Davidson's 12. The Mountaineers were led by the incomparable Jerry West from 1958 through 1960. West, a two-time All-America selection, spurred West Virginia to the Final Four in 1959. The Mountaineers lost in the championship game that season to California, 71-70, but West earned Final Four Most Valuable Player honors. West was a three-time Southern Conference tournament MVP, a two-time league regular-season MVP, and was twice named the conference's Athlete of the Year. He went on to a spectacular career with the Los Angeles Lakers of the National Basketball Association and was inducted into the Naismith Memorial Basketball Hall of Fame in 1979. A 14-time NBA All-Star while with the Lakers, it is West whose silhouette comprises the NBA's globally recognized logo.

Frank Selvy set the NCAA record for points in a game while at Furman. On Feb. 13, 1954, the senior scored 100 points in a game against Newberry, a record that still stands. Selvy was the Southern Conference Most Valuable Player in 1953 and 1954 and the league's Athlete of the Year in 1954. He went on to a 10-year career in the NBA. Selvy and his former Lakers teammate West were both enshrined in the league's Hall of Fame in 2009.

Rod Hundley was another West Virginia star during the 1950s. "Hot Rod" made a name for himself as one of the most spectacular players to tour the league during his era. Hundley averaged 24.5 points per game in his three seasons as a Mountaineer and was an all-conference and all-tournament performer in each of those three years. After being named the Southern Conference Most Valuable Player and Athlete of the Year as a senior in 1957, he was the first player selected in the NBA Draft that year and enjoyed a six-year career in that league. He was inducted into the SoCon Hall of Fame in 2010. Rod Thorn was yet another Mountaineer to earn inclusion in the SoCon Hall of Fame, as he was inducted in 2020. A two-time league athlete of the year, Thorn was the No. 2 selection in the 1963 NBA Draft, enjoying an eight-year playing career before transitioning to coaching and then the front office. He was elected to the Naismith Memorial Basketball Hall of Fame as an executive and a contributor in 2018.

ETSU's Keith "Mister" Jennings made his mark on the college basketball world in the early 1990s. Despite standing less than 6 feet tall, Jennings was a two-time all-conference choice and the league's Player of the Year and Athlete of the Year in 1991. Jennings played with the Golden State Warriors of the NBA and was inducted into the SoCon Hall of Fame in 2016.

Besides West Virginia's team in 1959, the Southern Conference has been represented in the Final Four on two other occasions. North Carolina advanced to the NCAA championship game in 1943 before falling 43-40 to Oklahoma State. NC State finished third in the tournament in 1950.

Davidson continued the record of success by advancing to the NCAA tournament's Elite Eight in 2008 as coach Bob McKillop's Wildcats came within a basket of making the Final Four behind the play of sophomore guard Stephen Curry. Curry, a two-time SoCon Male Athlete of the Year winner, led the nation in scoring as a junior at 28.6 points per game and has gone on to star for the NBA's Golden State Warriors, earning league MVP honors twice and leading the Warriors to NBA titles in 2015, 2017 and 2018. He was also inducted into the SoCon Hall of Fame in 2016.

The Southern Conference was back in the national spotlight in 2018-19, with Furman and Wofford both spending time in the national rankings to give the league multiple ranked teams in the same season for the first time since 1960. Both squads earned their first-ever rankings from the Associated Press that season, with the Terriers riding a 20-game winning streak into the NCAA tournament before picking up a first-round win over Seton Hall, their first in school history in NCAA postseason play. Wofford's Fletcher

Magee would set the NCAA Division I career record for 3-pointers made in that first-round win, finishing his career with 509.

In 2019-20, ETSU would go 30-4 overall en route to SoCon regular-season and tournament titles, becoming just the fourth team in league history to reach the 30-win plateau. The Bucs joined the 1945-46 North Carolina (30-5), 1950-51 NC State (30-7) and 2018-19 Wofford (30-5) squads in the exclusive club.

Women's basketball competition began in the Southern Conference in 1983-84 with seven teams. In the sport's history, eight schools have won the league's tournament at least once, with Chattanooga winning 18 and Appalachian State owning six titles. UNCG won the 1998 tournament as head coach Lynne Agee – who in 2020 became the first UNCG representative in the SoCon Hall of Fame – became the first coach to take a team to the NCAA tournament in all three divisions. In 2001, Chattanooga head coach Wes Moore became the first coach in NCAA history to take three different teams to the NCAA tournament in all three divisions. After Moore's departure to helm NC State following the 2012-13 season, Chattanooga hired coach Jim Foster, who was inducted into the Women's Basketball Hall of Fame in June 2013.

Since 1984, 10 different teams have claimed at least a share of the regular-season crown. Chattanooga has the most overall titles with 22, nine of them shared. Chattanooga also owns the most outright championships with 13. In 2018, Mercer guard Kahlia Lawrence became the only player in SoCon history to win the Player of the Year award three times. Only six others have done it twice: ETSU's DeShawne Blocker (1993 and 1995), Furman's Jackie Smith (1998 and 1999), Chattanooga's Damita Bullock (2000 and 2001), Alex Anderson (2007 and 2008) and Shanara Hollinquest (2009 and 2010) and Davidson's Sophia Aleksandravic (2012 and 2013).

Other sports

In baseball, Wake Forest advanced to the championship game of the NCAA College World Series in 1949. The Citadel made history in 1990 by becoming the first military school to make an appearance at the College World Series. The Bulldogs were joined that season at the College World Series by future conference member Georgia Southern.

One of the Southern Conference's more famous baseball alums is Duke's Dick Groat. The Blue Devil shortstop, who was also a basketball standout, was the conference's Athlete of the Year in 1951 and 1952. He went on to a 14-year career in the major leagues and was named the National League MVP in 1960 after leading the league with a .325 batting average for the World Series champion Pittsburgh Pirates.

Among Southern Conference alums to grace Major League Baseball fields have been Atlee Hammaker (ETSU), Jeff Montgomery (Marshall), Mike Ramsey (Appalachian State) and Wayne Tolleson (Western Carolina). Other SoCon players to go on to play in the major leagues include third baseman Dallas McPherson (The Citadel), who played for the Anaheim/Los Angeles Angels, the Florida Marlins and the Chicago White Sox; pitchers Britt Reames (The Citadel) and Ryan Glynn (VMI), who both pitched with the Oakland A's in 2005; Furman's Tom Mastny, a pitcher with the Cleveland Indians (2007); College of Charleston's Graham Godfrey, who pitched for Oakland in 2011 and 2012; Georgia Southern's Everett Teaford, a pitcher with Kansas City from 2011-13; The Citadel's Chris McGuiness, who made his MLB debut with the Texas Rangers in 2013; and Western Carolina's Jared Burton, who played for Cincinnati and Minnesota in a career that spanned seven years (2007-14). The Catamounts' Tyler White, who made his MLB debut with the Houston Astros in April 2016, earned a World Series ring in 2017.

Several SoCon alumni have played in the majors in the last five seasons, including College of Charleston's Brett Gardner, who earned a World Series ring with

the New York Yankees in 2009, and Michael Kohn (Atlanta Braves); The Citadel's Asher Wojciechowski (Houston Astros); Western Carolina right-handed pitcher Greg Holland, a three-time All-Star who helped the Kansas City Royals to the 2014 AL pennant and their first World Series appearance since 1985, saving Game 3; and Wofford's John Cornely, who debuted with the Atlanta Braves in April 2015. Three SoCon alums made their debuts in 2017: Samford's Phillip Ervin with the Cincinnati Reds, UNCG's Max Povse with the Seattle Mariners and Elon's John Brebbia with the St. Louis Cardinals.

In the summer of 2016, Mercer's Kyle Lewis made league history, becoming the highest-ever SoCon draft pick when he was selected 11th overall by the Seattle Mariners in the MLB First-Year Player Draft. The SoCon's first Golden Spikes Award winner, Lewis was a starter for the All-Star Futures Game in 2018 and made his major league debut on Sept. 10, 2019, with a home run off Trevor Bauer of the Cincinnati Reds.

Eight former SoCon players were on MLB Opening Day rosters in 2020.

Legendary golfer Arnold Palmer competed under the Southern Conference banner as a collegian at Wake Forest. He took medalist honors at the Southern Conference tournament in 1948 and 1949 and was the tournament's runner-up in 1950. Palmer was the medalist at the NCAA Golf Championships in 1949 and 1950. He went on to become one of the most accomplished golfers to play on the professional tour. Palmer won 62 tournaments while competing on the PGA Tour and added 10 more victories as a member of the Senior PGA Tour. A member of the SoCon Hall of Fame, he won eight major championships – four Masters, two British Opens, one U.S. Open and one U.S. Amateur.

Chattanooga's Stephen Jaeger was the 2012 champion at the NCAA Bowling Green Regional and has played in a pair of U.S. Opens, in 2015



Appalachian State's Mary Jayne Harrelson was the NCAA champion in the 1,500 meters in 1999 and 2001. She was inducted into the SoCon Hall of Fame in 2010.

and 2017. Chattanooga's Steven Fox won the U.S. Amateur in 2012, going on to play in the 2013 Masters, U.S. Open and Arnold Palmer Invitational, among other PGA Tour events. ETSU's Adrian Meronk represented Europe in the Palmer Cup in 2015 and 2016, becoming the first Polish player to do so, and helped the European side to the title in 2016. Wofford alum William McGirt won the Memorial Tournament in June 2016 for his first PGA Tour win, while Western Carolina's J.T. Poston, a two-time SoCon medalist and now a PGA TOUR member, made his major debut at the U.S. Open in June 2017 and won his first professional tournament in 2019, claiming the Wyndham Championship.

Furman golfer Dottie Pepper was named the Southern Conference Women's Athlete of the Decade in the 1980s and was honored as part of the league's 25th anniversary of women's championships celebration in 2007-08. The Paladins' Brandi Jackson won the NCAA Women's Golf East Regional in the spring of 2003, and most recently, Furman's Natalie Srinivasan was named the WGCA PING National Player of the Year and won the ANNIKA Award and the inaugural Juli Inkster Senior Award in 2020.

In track and field, Appalachian State's Mary Jayne Harrelson won NCAA outdoor titles in the 1,500-meter run in 1999 and 2001, while UNCG's Paul Chelimo posted runner-up finishes in the outdoor 5,000 meters in 2012 and 2013 and won a silver medal for the United States in the 5,000 meters at the Olympic Games in Rio in the summer of 2016. Samford's Karisa Nelson made history in March 2017, becoming the Bulldogs' first Division I national champion when she won the mile run at the NCAA indoor championships.

Coaches and administrators

The Southern Conference has also been a breeding ground for some of college athletics' most recognized coaches and administrators.

Legendary basketball coaches Adolph Rupp of Kentucky and Everett Case of NC State both worked the sidelines in the Southern Conference. Rupp guided the Wildcats to a 30-5 mark during the 1931 and 1932 seasons. Yet, for all his coaching accomplishments, Rupp never led Kentucky to a



The SoCon's eight FCS national titles, including the 1999 and 2000 championships Georgia Southern won under the leadership of former coach Paul Johnson, are second-most in Division I history.

Southern Conference tournament championship. Case mentored the Wolfpack to six consecutive Southern Conference tournament championships from 1947 through 1952.

West Virginia's Fred Schaus, who was named the Southern Conference Coach of the Year four times from 1954-60 and led the Mountaineers to SoCon tournament titles in all six seasons, would go on to be the first head coach of the Los Angeles Lakers after the team relocated from Minneapolis.

Lefty Driesell coached Davidson to Southern Conference tournament championships in 1966, 1968 and 1969. Driesell also won the league's Coach of the Year award four straight times from 1963 through 1966. Former Georgia Tech coach Bobby Cremins earned league Coach of the Year honors three times in the late '70s and early '80s while at Appalachian State and again in 2010-11 as the head coach at the College of Charleston.

Terry Holland saw his basketball coaching career take off at Davidson when he returned to his alma mater in 1970. Holland was honored as the Southern Conference Coach of the Year for three consecutive seasons from 1970-72 and led the Wildcats to the conference tournament title and an appearance in the NCAA tournament in 1970. J. Dallas Shirley, a member of the Basketball Hall of Fame, spent 21 years as the assistant to the commissioner and supervisor of officials in the Southern Conference. He also served as president of the International Association of Basketball Officials and the United States Olympic Basketball Committee.

The legendary Paul "Bear" Bryant got his coaching start in the Southern Conference as he guided the Maryland Terrapins in 1945. Another famous Southern Conference football coach is the late Frank Howard of Clemson, who guided the Tigers as a league member from 1940-52. The incomparable Howard won 69 Southern Conference games.

The Southern Conference has been represented on the sidelines at seven Super Bowls in the past two and a half decades. Bobby Ross, who piloted the San Diego Chargers to the 1996 Super Bowl, was the head coach at The Citadel from 1973-77. Former Buffalo Bills head coach Marv Levy, who coached the Bills in four Super Bowls, directed former league member William & Mary from 1964-68 and was succeeded there by Lou Holtz. The Carolina Panthers, then owned by Wofford alum Jerry Richardson and with former Wofford athletic director and SoCon commissioner Danny Morrison serving as team president, played in Super Bowl 50.

Significant dates in league history

- Feb. 25-26, 1921: Representatives of Alabama, Auburn, Clemson, Georgia, Georgia Tech, Kentucky, Maryland, Mississippi State, North Carolina, NC State, Tennessee, Virginia, Virginia Tech and Washington & Lee meet in Atlanta, Ga., to form the Southern Intercollegiate Conference.
- Dec. 7-8, 1922: At the league's annual meeting in Washington, D.C., the name of the organization is officially changed to the Southern Conference. S.V. Sanford of Georgia is selected as the conference's first president.
- Dec. 8-10, 1932: At the annual meeting in Knoxville, Tenn., Alabama, Auburn, Florida, Georgia, Georgia Tech, Kentucky, Louisiana State, Mississippi, Mississippi State, University of the South, Tennessee, Tulane and Vanderbilt withdraw to form the Southeastern Conference.
- Dec. 8, 1950: Wallace Wade, who just completed a 16-year term as Duke's head football coach, is named the first commissioner of the Southern Conference. The commissioner's office is opened in Durham, N.C., on Jan. 1, 1951.
- May 8, 1953: Seven members – Clemson, Duke, Maryland, North Carolina, NC State, South Carolina and Wake Forest – withdraw to form the Atlantic Coast Conference.
- Nov. 29, 1980: At the request of the NCAA Basketball Rules Committee, the Southern Conference begins a season-long experiment with a 22-foot 3-point field goal, thus becoming the first conference to employ that rule. Ronnie Carr of Western Carolina makes the first 3-point field goal in college basketball history in a game against Middle Tennessee State.
- Dec. 3-4, 1981: The NCAA, at its fourth special convention in St. Louis, Mo., restructures I-A football. As a result, the Southern Conference's eight Division I-A football playing members are reclassified to Division I-AA.
- June 6, 1983: At a special meeting of the Southern Conference in Myrtle Beach, S.C., the league formalizes women's varsity competition in basketball and volleyball beginning with the 1983-84 season. The executive committee also approves pilot women's championships in tennis and golf for 1983-84.
- Dec. 18-19, 1995: The conference announces that the College of Charleston, University of North Carolina at Greensboro and Wofford College have accepted invitations to join the league.
- July 1, 2003: Elon University officially joins the league. VMI departs to join the Big South.
- July 1, 2008: Samford University officially joins the league.
- July 1, 2014: East Tennessee State University, Mercer University and VMI join the league. Appalachian State, Davidson, Elon and Georgia Southern depart.

THE SOUTHERN CONFERENCE

Preparing student-athletes for life's challenges since 1921

Academics-Oriented

- The SoCon has consistently ranked in the NCAA's top 10 in the Academic Progress Rate (APR), the NCAA's best indicator of graduation rates.
- Nearly 50 percent of all SoCon student-athletes earn all-academic honors (3.0 GPA or better).

Community-Based

- Our student-athletes have a presence in the community and participate in many local charities, youth and educational initiatives.
- The SoCon and the Asheville-Buncombe Regional Sports Commission support a number of programs aimed at providing individuals and groups in the Western North Carolina area with assistance and allowing them to attend designated sessions of the Ingles SoCon Basketball Championships presented by General Shale free of charge. Community initiatives at the basketball tournaments include: Education Days; the Downtown Dribble and KidsFest presented by Champion Credit Union; SoCon Morning/Afternoon Out; the Teddy Bear Toss; Hometown Heroes Night; and the Wounded Warrior Project.

Competitive Athletics

- SoCon teams are highly competitive regionally and nationally.
- In the past nine years, football, volleyball, baseball, men's soccer and men's golf have all earned at-large team selections to NCAA postseason tournaments in addition to the league's automatic berths.
- SoCon teams have won eight FCS football titles, second-most in NCAA history.

Diversity

- This is a conference that takes great pride in the diversity of its institutions.
- The SoCon consists of 10 members in six states, including four private institutions and six state institutions, two of which are military colleges.

Geographic Integrity

- The SoCon believes in the value of a geographic footprint that minimizes missed class time and maximizes fan travel to away contests.
- The league extends across six contiguous states but still has a footprint that permits bus trips from one end of the conference to the other.

History & Tradition

- The SoCon is the fifth-oldest Division I conference in America.
- Great coaches and athletes from different eras have competed in the Southern Conference, from Bear Bryant to Lou Holtz, from Sam Huff to Terrell Owens, from Jerry West to Stephen Curry.

Sportsmanship

- For more than 30 years, the SoCon has presented an annual award to the program that displays the finest level of sportsmanship in the conference as voted upon by its peers.

Student-Athlete Experience

- SoCon championships are conducted in a way to provide a memorable and positive experience for all participants.
- Scheduling decisions and tournament bracket formats determined by administrators and coaches consistently factor in the effect on the individual student-athlete and avoidance of missed class time.



SOCON HALL OF FAME

Southern Conference Hall of Fame Inductees

Class of 2009

Name	School	Sport(s)	Years
Megan Dunigan	Furman	Tennis	1999-02
Dick Groat	Duke	Basketball, Baseball	1949-52
Sam Huff	West Virginia	Football	1952-55
Charlie "Choo Choo" Justice	North Carolina	Football	1946-49
Melissa Morrison Howard	Appalachian State	Track & Field	1989-93
Arnold Palmer	Wake Forest	Golf	1948-50, 53-54
Adrian Peterson	Georgia Southern	Football	1998-01
Frank Selvy	Furman	Basketball	1951-54
Jerry West	West Virginia	Basketball	1956-60
Valorie Whiteside	Appalachian State	Basketball	1984-88

Class of 2010

Everett Case	North Carolina State	Basketball	1946-64
Mary Jayne (Harrelson) Reeves	Appalachian State	Cross Country, Track & Field	1996-2001
Fred Hetzel	Davidson	Basketball	1962-65
"Hot" Rod Hundley	West Virginia	Basketball	1954-57
Banks McFadden	Clemson	Football, Basketball, Track	1937-40
Wallace Wade	Alabama, Duke, SoCon	Football, Administration	1923-60
*J. Dallas Shirley	SoCon	Officiating, Administration	1967-88

Class of 2011

Dexter Coakley	Appalachian State	Football	1993-96
Lefty Driesell	Davidson	Basketball	1960-69
Regina Kirk	Chattanooga	Basketball	1985-88
Robert Neyland	Tennessee	Football	1926-52
Vic Seixas	North Carolina	Tennis	1947-49
Shannon Wommack	Chattanooga	Cross Country, Track & Field	2001-06

Class of 2012

Angie Barker	ETSU	Track & Field	1987-89
Percy Beard	Auburn	Track & Field	1926-29
*Jim Burch	SoCon	Officiating, Administration	1967-2011
Dick Modzelewski	Maryland	Football	1949-52
Paul Scarpa	Furman	Tennis	1967-2011

Class of 2014

Rushia Brown	Furman	Women's Basketball	1990-94
Eddie Cameron	Duke	Men's Basketball, Football	1929-45
Clint Dempsey	Furman	Men's Soccer	2001-03
Jerry Moore	Appalachian State	Football	1989-2012
Charlie Teague	Wake Forest	Baseball	1947-50

Class of 2016

Stephen Curry	Davidson	Men's Basketball	2006-09
Armani Edwards	Appalachian State	Football	2006-09
Brad Faxon	Furman	Men's Golf	1979-83
Keith "Mister" Jennings	ETSU	Men's Basketball	1987-91
Karen Pelphrey	Marshall	Women's Basketball	1983-86

Class of 2018

Mike Ayers	ETSU/Wofford	Football	1985-2017
Ron Carter	VMI	Men's Basketball	1975-78
Susan Gardner Mayhorn	Western Carolina	Women's Track & Field/Cross Country	1989-93
Chal Port	The Citadel	Baseball	1965-91
*Les Robinson	The Citadel/ETSU	Men's Basketball/Administration	1974-90, 2000-08
Debbie Southern	Furman	Women's Tennis	1985-2015

Class of 2020

Lynne Agee	UNCG	Women's Basketball	1981-2011
Eric Breitenstein	Wofford	Football	2008-12
Terrell Owens	Chattanooga	Football/Men's Basketball/Men's Track & Field	1992-95
Rod Thorn	West Virginia	Men's Basketball/Baseball	1960-63
Wayne Tolleson	Western Carolina	Baseball/Football	1974-78

* - Special contributor

SOCON HALL OF FAME



The Inaugural Southern Conference Hall of Fame class at the induction ceremony, May 4, 2009: (from left to right) Sam Huff, Megan Dunigan, Valorie Whiteside, Melissa Morrison Howard, Frank Selvy, Barbara Crews (daughter of the late Charlie Justice), Dick Groat, Adrian Peterson and Jerry West. Not pictured: Arnold Palmer.



Wake Forest golf great Arnold Palmer (left) was a member of the inaugural class in 2009.



Davidson's Fred Hetzel (left) received his Hall of Fame plaque from SoCon Commissioner John Iamarino in Hilton Head Island, S.C., on June 1, 2010. Wimbledon and U.S. Open tennis champion Vic Seixas of North Carolina (right) was inducted in 2011.



Furman's Paul Scarpa; East Tennessee State's Angie Barker; SoCon Commissioner John Iamarino, who accepted the honor on behalf of Maryland's Dick Modzelewski; special contributor Jim Burch; and Pat Beard, son of posthumous inductee Percy Beard of Auburn, at the 2012 induction ceremony.



Appalachian State's Jerry Moore (second from left) and Furman's Rushia Brown (far right) were among the five honored in the 2014 class. Duke's Eddie Cameron, whose family accepted the award on his behalf (center), and Wake Forest's Charlie Teague were honored posthumously. Furman's Clint Dempsey was unable to attend the ceremony.



SOUTHERN CONFERENCE STAFF

#SoConHoops



JIM SCHAUS COMMISSIONER

Jim Schaus began his tenure as the ninth commissioner in Southern Conference history on July 1, 2019.

In his first year in the role, Schaus spearheaded the creation of a new long-term strategic plan for the league and led the effort to partner with JMI Sports to serve as the SoCon's official marketing rights company.

Schaus also negotiated the SoCon's entry into the Southeastern Conference's officiating consortiums for both men's basketball and football, moves that allow the member conferences to collaborate on all officiating matters related to recruitment, education and training, scheduling and evaluation of officials.

Also aimed at enhancing the league's men's basketball success, Schaus implemented a new right-size scheduling model designed to bolster the top teams' national profiles and put them in position for better seeding and potential at-large bids into the NCAA tournament.

In addition, Schaus shepherded the league through its response to the COVID-19 pandemic and ensuing sport season cancelations and cost-cutting measures.

Schaus came to the SoCon after an 11-year run as the director of athletics at Ohio University, where he led the Bobcats to unprecedented levels of success in athletics and academics.

Under Schaus' leadership, Ohio University's football program was bowl eligible in all 11 years, the most in the Mid-American Conference, and participated in 10 bowls in that time, including a 27-0 win over San Diego in the 2018 DXL Frisco Bowl for its second straight bowl win. The Bobcats' men's basketball team earned three NCAA tournament wins in the last decade, making a run to the Sweet Sixteen in 2012.

Ohio University's women's basketball team won three MAC East Division titles in his last five seasons, making an NCAA appearance and a pair of WNIT appearances, and became the first Bobcat basketball team, men or women, to reach 30 wins in a season with a 30-6 mark in 2018-19.

The Bobcats' volleyball team won seven MAC Championships and appeared in five NCAA Regionals during Schaus' tenure, while the baseball and softball teams earned two MAC titles apiece.

In the classroom, Ohio University boasted an impressive graduation rate of 88 percent, and the athletic department's federal graduation rate regularly exceeded that of the general student population. Bobcat student-athletes posted a cumulative grade point average of at least 3.1 in all 11 years of Schaus' tenure, while Ohio University posted a department-record APR score of 990 for 2017. Twelve



of the department's 16 sports turned in perfect single-year APR scores of 1,000.

When Schaus came to Ohio University, he inherited a department with a \$2.3 million budget shortfall, but he delivered a balanced budget in each of his 11 years. The Bobcats set department revenue records in ticket sales, fundraising, corporate sponsorship licensing and concession sales under his leadership.

Prior to his tenure at Ohio University, Schaus served as the athletic director at Wichita State from 1999-2008, where he was named the Division I Central Region AstroTurf AD of the Year in 2007.

With more than 30 years of experience in athletics administration, Schaus has also had stops at Oregon, Cincinnati, Texas-El Paso and Northern Illinois. He also has experience in the NFL, having worked as an intern for the New England Patriots and as the director of marketing for the Washington Redskins, and served as a publicity assistant for the LPGA Tour.

Schaus has a familial connection to the Southern Conference, as his father, former Los Angeles Lakers coach Fred Schaus, was the men's basketball coach at West Virginia from 1954-60, earning SoCon Coach of the Year honors four times in that six-year span and still ranking in the top 20 in career wins by a league coach.

Jim Schaus earned his bachelor's degree from Purdue in 1983 and a master's in athletics administration from West Virginia University, where he has been honored as a distinguished alumnus.

Schaus and his wife, Priscilla, have three grown children: Kevin, Diane and Laura.

SOUTHERN CONFERENCE COMMISSIONERS



Wallace Wade
1951-60



Lloyd Jordan
1960-73



Ken Germann
1974-86



Dave Hart Sr.
1986-91



Wright Waters
1991-98



Alfred White
1998-2001



Danny Morrison
2001-05



John Iamarino
2006-19

Schaus At-A-Glance

HOMETOWN:

West Lafayette, Ind.

EDUCATION:

B.A., Purdue, 1983

M.S., West Virginia, 1987

EXPERIENCE:

Publicity Assistant, LPGA, 1983

Director of Marketing, Washington Redskins, 1983-86

Radio-TV Marketing Assistant, West Virginia, 1986-87

Assistant AD, University of Oregon, 1987-91

Host Creative Communications, 1991-92

Associate AD, Northern Illinois University, 1992-94

Senior Associate AD, University of Cincinnati, 1994-97

Senior Associate AD, University of Texas at El Paso, 1998-99

Director of Athletics, Wichita State University, 1999-08

Director of Athletics, Ohio University, 2008-19

Commissioner, Southern Conference, 2019-present

SOUTHERN CONFERENCE STAFF



Geoff Cabe
Senior Associate
Commissioner



Sue Arakas
Associate
Commissioner



Doug King
Associate Commissioner
for Compliance



Jason Yaman
Associate
Commissioner



Stanley Broaden
Assistant Commissioner
for Championships



Phil Perry
Assistant Commissioner
for Media Relations



Paul Lollis
Assistant Commissioner
for Video Productions



Hannah Bradley
Assistant Director
of Media Relations



Neili Akridge
Executive Assistant
to the Commissioner



Nicholas Hunt
Championships
Assistant



Jasmine Washington
Media Relations
Assistant

SOUTHERN CONFERENCE STAFF DIRECTORY

702 N. Pine St.; Spartanburg, SC 29303
Administrative FAX 864-591-4282

Office phone 864-591-5100
Media relations FAX 864-591-3448

Position	Name	Email	Extension
Commissioner	Jim Schaus	jschaus@socon.org	
Senior Associate Commissioner	Geoff Cabe	gcabe@socon.org	205
Associate Commissioner	Sue Arakas	sarakas@socon.org	204
Associate Commissioner for Compliance	Doug King	dking@socon.org	203
Associate Commissioner	Jason Yaman	jyaman@socon.org	209
Assistant Commissioner for Championships	Stanley Broaden	sbroaden@socon.org	207
Assistant Commissioner for Media Relations	Phil Perry	pperry@socon.org	201
Assistant Commissioner for Video Productions	Paul Lollis	plollis@socon.org	202
Assistant Director of Media Relations	Hannah Bradley	hbradley@socon.org	213
Executive Assistant to the Commissioner	Neili Akridge	nakridge@socon.org	200
Championships Assistant	Nicholas Hunt	nhunt@socon.org	214
Media Relations Assistant	Jasmine Washington	jwashington@socon.org	210



MEDIA RELATIONS



Southern Conference
702 N. Pine Street
Spartanburg, S.C. 29303
www.SoConSports.com

Press releases

The Southern Conference utilizes email and the league's website (www.SoConSports.com) to distribute information, press releases, notes and statistics. If you wish to be added to the distribution list, please contact a member of the media relations staff.

ESPN

In the fall of 2020, the Southern Conference reached a new six-year agreement with ESPN and ESPN+ through the 2025-26 academic year that features even more conference games across ESPN networks, as well as an increased presence across ESPN Digital platforms. As part of the new pact, there is an increase in SoCon men's basketball regular-season home telecasts that will air on an ESPN network each year, as well as an expanded men's basketball tournament broadcast schedule that will include both the semifinals and championship game over the six years. All other live digital events produced by the SoCon – including football and men's basketball – will stream on either ESPN+ or ESPN3. In all, an estimated 4,200 SoCon events will be available on ESPN Digital platforms throughout the six-year agreement.

SoCon Players of the Week

The Southern Conference selects players of the week throughout the season. The honorees will be announced on Tuesdays and will be available on the conference's website (www.SoConSports.com) or by contacting the conference office.

Postseason awards

Following the conclusion of the regular season, voting is conducted on the all-conference teams by both the league's coaches and members of the Southern Conference Sports Media Association (SCSMA). Both organizations select a first team, second team and third team, each of which includes five players. Both groups select a Player of the Year, Freshman of the Year, Coach of the Year and an all-freshman team, while the coaches also tab a Defensive Player of the Year.

Southern Conference Media Relations Staff



Phil Perry
Asst. Commissioner for Media Relations
Office: 864-591-5100
Cell: 864-525-5174
Fax: 864-591-3448
pperry@socon.org



Hannah Bradley
Assistant Director of Media Relations
Office: 864-591-5100
Cell: 803-221-8887
Fax: 864-591-3448
hbradley@socon.org

Responsibilities:

Administration, Academic Awards, Website, Football, Men's Basketball, Men's and Women's Indoor and Outdoor Track and Field, Men's Golf and Men's Lacrosse

Responsibilities:

Women's Soccer, Volleyball, Women's Basketball, Men's and Women's Tennis, Softball



Jasmine Washington
Media Relations Assistant
Office: 864-591-5100
Cell: 571-449-1677
Fax: 864-591-3448
jwashington@socon.org

Responsibilities:

Men's Soccer, Men's and Women's Cross Country, Rifle, Wrestling, Baseball, Women's Golf and Women's Lacrosse



Southern Conference on the Web

Visit the Southern Conference's official website at www.SoConSports.com. Information related to men's basketball and the conference's other 21 sports can be found on the site, including up-to-date statistics, standings, weekly releases and game recaps. Video streaming of select championships and regular-season contests is also available.

Southern Conference Sports Media Association (SCSMA)

The Southern Conference Sports Media Association (SCSMA) is an independent organization of conference sportswriters, sportscasters and media relations staff who further the institutions that comprise

the Southern Conference. The organization annually selects and recognizes all-conference football, men's and women's basketball and baseball teams as well as coach of the year, player of the year and freshman of the year for each sport. The organization also works toward the best interests of its members to increase knowledge and prestige of the league.

SoCon Men's Basketball Media Relations Directory

School	Website	Media Relations	Email	Office Phone	Press Row Phone
The Citadel	CitadelSports.com	John Brush	jbrush@citadel.edu	843-953-6795	843-953-2138
ETSU	ETSUBucs.com	Kevin Brown	brownk@etsu.edu	423-439-5263	423-747-3877
Furman	FurmanPaladins.com	Jordan Caskey	jordan.caskey@furman.edu	864-294-3065	864-294-3620
Mercer	MercerBears.com	Kraig Doremus	doremus_kj@mercer.edu	478-301-5218	478-733-0638
UNCG	UNCGSpartans.com	Rob Knox	reknox@uncg.edu	336-334-5615	336-218-5343
Samford	SamfordSports.com	Joey Mullins	jmmulli1@samford.edu	205-726-2799	205-726-2377
Chattanooga	GoMocs.com	Jim Horten	james-horten@utc.edu	423-425-2350	423-756-5476
VMI	VMIKeydets.com	Wade Branner	brannerwh@vmi.edu	540-464-7515	540-463-6725
Western Carolina	CatamountSports.com	Steven Grandy	sgrandy@email.wcu.edu	828-227-2655	828-227-2129
Wofford	WoffordTerriers.com	Phil Marcello	marcellopr@wofford.edu	864-597-4092	864-597-4487
Southern Conference	SoConSports.com	Phil Perry	pperry@socon.org	864-591-5100	N/A



WHO'S GOT NXT?

THE NEXT EVOLUTION OF THE GAME IS HERE.
THE NEW WILSON EVO NXT BASKETBALL.

 @WILSONBASKETBALL





THE CITADEL



FLETCHER ABEE

Sophomore • Guard
12.2 ppg, 1.9 rpg in 2019-20



HEAD COACH DUGGAR BAUCOM

Alma mater:Charlotte, 1995
Hometown:Charlotte, N.C.
Career record (years):239-284 (17)
School record (years):51-106 (5)
SoCon record (years):23-85 (6)
SoCon Championship record (appearances):2-6 (6)
NCAA appearances:0

Assistant coaches

Jack Castleberry4th season (VMI, 2007)
Josh Hayes1st season (Fitchburg State, 2014)
Brad Mason3rd season (Texas Tech, 2016)

THE CITADEL BULLDOGS

Basic information

Location:Charleston, S.C.
Founded:1842
Enrollment:3,767
Nickname:Bulldogs
Colors:Citadel Blue and White
President:Gen. Glenn M. Walters
Athletics director:Mike Capaccio

Team information

2019-20 record:6-24
SoCon record:0-18 (10th)
Home:3-11
Away:3-12
Neutral:0-1
Letterwinners returning/lost:10/4
Starters returning/lost:4/1
Arena:McAlister Field House (6,000)
Arena record:528-446 (.542)

SoCon regular-season titles (0)

SoCon Championship titles (0)

NCAA appearances (0)

Media relations

John Brush
jbrush@citadel.edu
Office: 843-953-6795
Cell: 270-293-0590
Press row: 843-953-2138
CitadelSports.com



John Brush

BAUCOM YEAR-BY-YEAR

Year	School	Record	Pct.	SoCon	Pct.
2003-04	Tusculum	19-8	.704	-	-
2004-05	Tusculum	18-11	.621	-	-
Tusculum (2)		37-19	.661	-	-
2005-06	VMI	7-20	.259	-	-
2006-07	VMI	14-19	.424	-	-
2007-08	VMI	14-15	.483	-	-
2008-09	VMI	24-8	.750	-	-
2009-10	VMI	10-19	.345	-	-
2010-11	VMI	18-13	.581	-	-
2011-12	VMI	17-16	.515	-	-
2012-13	VMI	14-17	.452	-	-
2013-14	VMI	22-13	.629	-	-
2014-15	VMI	11-19	.367	7-11	.389
VMI (10)		151-159	.487	7-11	.389

2015-16	The Citadel	10-22	.312	3-15	.167
2016-17	The Citadel	12-21	.364	4-14	.222
2017-18	The Citadel	11-21	.344	5-13	.278
2018-19	The Citadel	12-18	.400	4-14	.222
2019-20	The Citadel	6-24	.200	0-18	.000
The Citadel (5)		51-106	.325	16-74	.178

Career (17) **239-284 .457 23-85 .213**



2020-21 SCHEDULE

Date	Opponent	Time
November		
25	PIEDMONT	3 p.m.
December		
3	NORTH CAROLINA A&T	7 p.m.
5	TOCCOA FALLS	1 p.m.
7	COLUMBIA INTERNATIONAL	7 p.m.
9	CARVER	7 p.m.
19	at Longwood	TBA
22	PRESBYTERIAN	3 p.m.
30	*UNCG	TBA
January		
2	*at Western Carolina	TBA
6	*at Mercer	TBA
9	*CHATTANOOGA	TBA
13	*FURMAN	TBA
16	*at VMI	1 p.m.
20	*MERCER	TBA
23	*at Samford	3 p.m.
27	*WOFFORD	TBA
30	*at ETSU	TBA
February		
3	*at UNCG	TBA
6	*WESTERN CAROLINA	TBA
10	*ETSU	TBA
13	*at Chattanooga	2 p.m.
17	*at Wofford	7 p.m.
20	*VMI	TBA
24	*at Furman	TBA
27	*SAMFORD	TBA
March		
5-8	at SoCon Championship (Asheville, N.C.)	

* - Southern Conference game

2020-21 BULLDOGS ROSTER

No.	Name	Pos.	Ht.	Wt.	Class	Hometown/Last school
1	Stephen Clark	F/C	6-8	200	So.	Charlotte, N.C./Metrolina Christian Academy
2	Jackson Gammons	G	6-3	195	R-Fr.	High Point, N.C./Calvary Day School
3	Rudy Fitzgibbons III	G	6-0	145	So.	Atlanta, Ga./Riverwood International
4	Robert Guyton	G	6-0	165	Jr.	Myrtle Beach, S.C./Christian Academy of Myrtle Beach
5	Fletcher Abee	G	6-2	180	So.	Valdese, N.C./Freedom
11	Kaiden Rice	G/F	6-7	205	Sr.	Columbia, S.C./Ridge View
12	Brent Davis	G	6-3	185	Fr.	Miramar, Fla./Miramar
13	Tyler Mofte	G	6-1	185	Gr.	Elmira, N.Y./Mansfield
14	Brady Spence	F/C	6-9	200	So.	Douglasville, Ga./Alexander
15	Jerry Higgins III	G	5-10	175	R-So.	Cleveland, Ohio/Villa Angela-St. Joseph
23	Owen Spencer	F/C	6-9	205	Fr.	Cincinnati, Ohio/Turpin
24	Dylan Engler	G	6-5	185	Fr.	Oswego, Ill./Link Prep
32	Derek Webster Jr.	F	6-4	215	Sr.	Tampa, Fla./Seffner Christian Academy
33	Hayden Brown	F	6-5	225	R-Jr.	Greer, S.C./Byrnes



2019-20 RESULTS

(6-24 overall, 0-18 SoCon; 10th)

Date	Opponent	Result	Score
Nov. 9	UNC ASHEVILLE	L	76-91
Nov. 12	at Georgia	L	86-95
Nov. 16	CAMPBELL	L	73-87
Nov. 19	at Southeast Missouri	W	74-69
Nov. 20	at Illinois-#	L	57-85
Nov. 23	at Marist	W	79-75
Nov. 26	BREVARD-#	W	90-47
Dec. 4	*ETSU	L	84-96
Dec. 7	CARVER	W	108-40
Dec. 10	PIEDMONT	W	129-83
Dec. 19	at Longwood	WO3	102-99
Dec. 22	at NC State	L	63-83
Jan. 1	*at Samford	L	68-69
Jan. 4	*WESTERN CAROLINA	L	82-86
Jan. 11	*at Wofford	L	71-73
Jan. 15	*UNC GREENSBORO	L	69-79
Jan. 18	*at VMI	L	79-88
Jan. 22	*at Chattanooga	L	69-92
Jan. 25	*FURMAN	L	54-78
Jan. 29	*WOFFORD	L	56-79
Feb. 1	*at Mercer	L	71-76
Feb. 5	*at UNC Greensboro	L	68-88
Feb. 8	*VMI	L	64-75
Feb. 12	*at ETSU	L	67-91
Feb. 15	*SAMFORD	L	62-74
Feb. 19	*CHATTANOOGA	L	68-91
Feb. 22	*at Western Carolina	L	84-96
Feb. 26	*MERCER	L	57-73
Feb. 29	*at Furman	L	58-82
March 6	vs. Wofford-(SC)	L	76-93

* - Southern Conference game
- Illinois Classic (campus sites)
(SC) - Southern Conference Championship (Asheville, N.C.)



KAIDEN RICE
Senior • Guard/forward
11.7 ppg, 2.7 rpg in 2019-20

2019-20 STATISTICS

Overall statistics

Player	GP	GS	Min	Avg	FG	FGA	Pct	3FG	3FGA	Pct	FT	FTA	Pct	R-Off	R-Def	Reb	Avg	PF	FO	A	TO	Blk	Stl	Pts	Avg
Kaelon Harris	29	16	791	27.3	136	295	.461	30	101	.297	112	153	.732	50	149	199	6.9	64	2	42	65	7	22	414	14.3
Hayden Brown	6	5	112	18.7	31	57	.544	8	19	.421	10	14	.714	4	16	20	3.3	13	0	7	16	2	7	80	13.3
Fletcher Abee	30	30	972	32.4	120	293	.410	80	213	.376	45	53	.849	10	47	57	1.9	39	0	42	20	2	34	365	12.2
Kaiden Rice	30	26	831	27.7	120	311	.386	79	231	.342	31	42	.738	17	65	82	2.7	43	0	29	54	3	19	350	11.7
Eddie Davis III	20	14	387	19.4	58	140	.414	15	50	.300	30	38	.789	34	79	113	5.7	48	3	21	46	9	9	161	8.1
Rudy Fitzgibbons III	28	4	595	21.3	65	171	.380	36	107	.336	42	55	.764	14	52	66	2.4	46	1	31	45	0	19	208	7.4
Tyson Batiste	30	30	892	29.7	82	180	.456	15	44	.341	32	76	.421	23	117	140	4.7	80	4	160	86	6	35	211	7.0
Brady Spence	24	4	279	11.6	52	83	.627	0	3	.000	26	36	.722	20	52	72	3.0	54	1	9	30	21	4	130	5.4
Alex Reed	22	4	343	15.6	39	94	.415	8	32	.250	29	44	.659	17	50	67	3.0	48	2	21	19	3	17	115	5.2
Jackson Gammons	3	0	44	14.7	5	13	.385	2	6	.333	0	0	.000	0	3	3	1.0	2	0	4	2	0	0	12	4.0
Derek Webster Jr.	28	10	390	13.9	43	90	.478	0	4	.000	22	36	.611	21	68	89	3.2	42	0	31	34	19	21	108	3.9
Stephen Clark	21	7	325	15.5	31	62	.500	3	19	.158	4	8	.500	11	29	40	1.9	27	0	23	24	16	8	69	3.3
Jerry Higgins III	5	0	63	12.6	5	13	.385	3	7	.429	2	2	1.000	1	4	5	1.0	3	0	7	4	0	6	15	3.0
Davis Guyton	6	0	21	3.5	2	8	.250	1	7	.143	0	0	.000	1	2	3	0.5	2	0	1	1	0	0	5	0.8
Robert Guyton	8	0	30	3.8	0	10	.000	0	10	.000	1	2	.500	0	2	2	0.3	2	0	5	4	0	1	1	0.1
TEAM														25	39	64	2.1	0			6			0	
Total	30				789	1820	.434	280	853	.328	386	559	.691	248	774	1022	34.1	513	13	433	456	88	202	2244	74.8
Opponents	30				886	1948	.455	286	838	.341	375	534	.702	321	833	1154	38.5	520	-	463	420	80	230	2433	81.1

Conference-only statistics

Player	GP	GS	Min	Avg	FG	FGA	Pct	3FG	3FGA	Pct	FT	FTA	Pct	R-Off	R-Def	Reb	Avg	PF	FO	A	TO	Blk	Stl	Pts	Avg
Kaelon Harris	17	7	461	27.1	82	182	.451	18	67	.269	58	83	.699	24	80	104	6.1	35	1	14	40	5	13	240	14.1
Fletcher Abee	18	18	613	34.1	72	178	.404	46	128	.359	29	35	.829	4	31	35	1.9	27	0	20	15	1	22	219	12.2
Kaiden Rice	18	15	519	28.8	67	185	.362	43	134	.321	23	33	.697	10	42	52	2.9	26	0	20	38	1	12	200	11.1
Tyson Batiste	18	18	562	31.2	51	106	.481	13	32	.406	23	53	.434	14	66	80	4.4	52	3	87	53	4	16	138	7.7
Hayden Brown	2	1	19	9.5	6	11	.545	3	5	.600	0	0	.000	1	4	5	2.5	2	0	0	5	1	1	15	7.5
Eddie Davis III	9	7	164	18.2	19	56	.339	6	23	.261	16	18	.889	12	29	41	4.6	20	2	12	24	5	3	60	6.7
Rudy Fitzgibbons III	17	3	354	20.8	33	91	.363	15	58	.259	19	23	.826	7	34	41	2.4	31	1	17	26	0	10	100	5.9
Brady Spence	14	3	182	13.0	33	52	.635	0	3	.000	15	23	.652	12	32	44	3.1	38	1	6	17	12	1	81	5.8
Derek Webster Jr.	17	9	303	17.8	34	74	.459	0	4	.000	17	28	.607	17	44	61	3.6	33	0	24	25	15	16	85	5.0
Alex Reed	12	2	155	12.9	12	39	.308	2	13	.154	17	25	.680	5	18	23	1.9	31	2	10	9	2	4	43	3.6
Stephen Clark	16	7	261	16.3	23	51	.451	2	17	.118	2	4	.500	10	22	32	2.0	22	0	19	20	12	5	50	3.1
Robert Guyton	3	0	3	1.0	0	3	.000	0	3	.000	0	0	.000	0	1	1	0.3	0	0	2	0	0	1	0	0.0
Davis Guyton	3	0	4	1.3	0	1	.000	0	1	.000	0	0	.000	0	0	0	0.0	0	0	0	0	0	0	0	0.0
TEAM.....														8	27	35	1.9	0			3			0	
Total.....	18				432	1029	.420	148	488	.303	219	325	.674	124	430	554	30.8	317	10	231	275	58	104	1231	68.4
Opponents.....	18				536	1144	.469	179	495	.362	235	334	.704	197	504	701	38.9	314	-	276	225	50	136	1486	82.6



TY BREWER

Junior • Forward

14.9 ppg, 7.7 rpg in 2019-20 (at Southeastern La.)



HEAD COACH JASON SHAY

Alma mater:Iowa, 1995
Hometown:..... Galesburg, Ill.
Career record (years):.....0-0 (First)
School record (years):..... Same
SoCon record (years):.....0-0 (First)
SoCon Championship record (appearances):.....0-0 (0)
NCAA appearances: 0

Assistant coaches

Tuner Battle 1st season (Buffalo, 2005)
 Greg Heiar 1st season (Mount St. Clare, 2000)
 Matt Wise..... 1st season (Transylvania, 2011)

ETSU BUCS

Basic information

Location:Johnson City, Tenn.
 Founded:.....1911
 Enrollment:14,400
 Nickname:Buccaneers
 Colors:..... Navy Blue and Old Gold
 President:..... Dr. Brian Noland
 Athletics director: Scott Carter

Team information

2019-20 record: 30-4
 SoCon record: 16-2 (1st)
 Home: 16-1
 Away: 11-3
 Neutral: 3-0
 Letterwinners returning/lost:..... 3/9
 Starters returning/lost: 0/5
 Arena:..... Freedom Hall Civic Center (6,149)
 Arena record (since 2013-14):..... 80-16 (.833)

SoCon regular-season titles (9)

1990, 1991, 1992, 2001 (N), 2002 (N), 2003 (N), 2004 (N), 2017, 2019

SoCon Championship titles (8)

1989, 1990, 1991, 1992, 2003, 2004, 2017, 2019

NCAA appearances (10)

1968, 1989, 1990, 1991, 1992, 2003, 2004, 2009, 2010, 2017

Media relations

Kevin Brown
 brownk@etsu.edu
 Office: 423-439-5263
 Cell: 423-747-3877
 Press row: 423-747-3877
 ETSUBucs.com



Kevin Brown

SHAY YEAR-BY-YEAR

Year	School	Record	Pct.	SoCon	Pct.
2020-21	ETSU			First season	
Career (first season)		0-0	.000	0-0	.000



2020-21 SCHEDULE

Date	Opponent	Time (ET)
November		
25	vs. Abilene Christian [^]	11 a.m.
26	vs. TBD [^]	TBD
27	vs. TBD [^]	TBD
December		
8	at UNC Asheville#	7 p.m.
12	UAB	TBA
15	NORTH CAROLINA A&T	TBA
18	UVA WISE	TBA
22	at Alabama	7:30 p.m.
30	*WESTERN CAROLINA	TBA
January		
2	*at UNCG	TBA
6	*VMI	TBA
9	*at Wofford	7 p.m.
13	*SAMFORD	TBA
16	*at Furman\$	TBA
20	*at Western Carolina	TBA
23	*FURMAN	TBA
27	*CHATTANOOGA	TBA
30	*THE CITADEL	TBA
February		
3	*at Mercer	TBA
6	*at Chattanooga	2 p.m.
10	*at The Citadel	TBA
13	*WOFFORD	TBA
17	*MERCER	TBA
20	*at Samford	8 p.m.
24	*at VMI	7 p.m.
27	*UNCG	TBA
March		
5-8	at SoCon Championship (Asheville, N.C.)	

* - Southern Conference game
[^] - Gulf Coast Showcase (Estero, Fla.)
[#] - Harrah's Cherokee Center Asheville (Asheville, N.C.)
^{\$} - Bon Secours Wellness Arena (Greenville, S.C.)

2020-21 BUCS ROSTER

No.	Name	Pos.	Ht.	Wt.	Class	Hometown/Last school
0	Silas Adheke	C	6-8	257	Gr.	Lagos, Nigeria/Northern Kentucky
1	Serrel Smith	G	6-4	174	Jr.	St. Petersburg, Fla./Maryland
2	Paul Smith	F	6-8	251	Fr.	Upper Marlboro, Md./DeMatha
3	Truth Harris	G	6-1	167	Fr.	Mount Vernon, N.Y./Trinity Pawling Prep
4	David Sloan	G	6-2	180	Sr.	Louisville, Ky./Kansas State
5	Marcus Niblack	G	6-1	192	Fr.	Leesburg, Fla./Wildwood
11	Eric Hancik	F/G	6-5	205	Jr.	Chino Hills, Calif./San Bernardino Valley College
12	Damari Monsanto	F	6-6	225	R-Fr.	Pembroke Pines, Fla./Western High School
14	Ty Brewer	F	6-9	210	Jr.	Meridian, Miss./Southeastern Louisiana
15	Richard Amaefule	F	6-9	215	Fr.	London, United Kingdom/Woodrow Wilson
21	Ismael Valdez	F/C	6-9	200	So.	Bronx, N.Y./North Idaho College
22	Morrell Schramm	G	6-2	209	Fr.	Cleveland, Tenn./Cleveland
23	Vonnie Patterson	F	6-4	200	Sr.	Louisville, Ky./John A. Logan College
24	Jordan Coffin	G	6-1	185	Sr.	Knoxville, Tenn./Karns
25	Ledarius Brewer	G	6-5	195	R-Jr.	Meridian, Miss./Southeast Missouri State
33	Charlie Weber	F	6-9	215	So.	Owings, Md./Bishop O'Connell High School



2019-20 RESULTS

(30-4 overall, 16-2 SoCon; 1st)

Date	Opponent	Result	Score
Nov. 6	NEWBERRY	W	79-50
Nov. 9	at UT Martin	W	92-75
Nov. 14	WINTHROP	W	61-58
Nov. 19	at Kansas-#	L	63-75
Nov. 23	DELAWARE STATE-#	W	98-66
Nov. 24	SOUTHERN UTAH-#	W	70-58
Nov. 26	APPALACHIAN STATE	W	78-69
Nov. 30	at Little Rock	W	67-63
Dec. 4	*at The Citadel	W	96-84
Dec. 7	at North Dakota State	L	68-78
Dec. 15	MILLIGAN	W	97-41
Dec. 18	at LSU	W	74-63
Dec. 21	CLEVELAND STATE	W	80-55
Dec. 29	MARS HILL	W	117-48
Jan. 1	*WOFFORD	W	49-48
Jan. 4	*at Furman	L	56-65
Jan. 8	*at UNCG	W	64-57
Jan. 11	*VMI	W	61-55
Jan. 15	*SAMFORD	W	88-63
Jan. 18	*at Western Carolina	W	85-66
Jan. 25	*CHATTANOOGA	W	75-64
Jan. 29	*MERCER	L	55-71
Feb. 1	*UNCG	W	82-65
Feb. 5	*at Chattanooga	W	80-64
Feb. 8	*at Mercer	W	73-60
Feb. 12	*THE CITADEL	W	91-67
Feb. 15	*at VMI	W	72-67
Feb. 19	*FURMAN	W	75-66
Feb. 22	*at Samford	W	80-74
Feb. 26	*at Wofford	W	60-54
Feb. 29	*WESTERN CAROLINA	W	68-67
March 7	vs. VMI-(SC)	W	70-57
March 8	vs. Western Carolina-(SC)	W	97-75
March 9	vs. Wofford-(SC)	W	72-58

* - Southern Conference game
 # - Maui Jim Maui Invitational (campus sites)
 (SC) - Southern Conference Championship (Asheville, N.C.)



VONNIE PATTERSON

Senior • Forward

3.0 ppg, 3.2 rpg in 2019-20

2019-20 STATISTICS

Overall statistics

Player	GP	GS	Min	Avg	FG	FGA	Pct	3FG	3FGA	Pct	FT	FTA	Pct	R-Off	R-Def	Reb	Avg	PF	FO	A	TO	Blk	Stl	Pts	Avg
Tray Boyd III	34	12	883	26.0	161	383	.420	81	215	.377	60	67	.896	17	65	82	2.4	48	0	76	53	7	51	463	13.6
Bo Hodges	33	33	987	29.9	163	325	.502	15	60	.250	79	124	.637	45	148	193	5.8	80	2	84	74	26	47	420	12.7
Daivien Williamson	34	14	947	27.9	122	252	.484	38	102	.373	70	87	.805	6	62	68	2.0	46	0	89	72	2	24	352	10.4
Isaiah Tisdale	34	34	1015	29.9	102	207	.493	33	90	.367	76	125	.608	51	105	156	4.6	87	3	95	35	13	50	313	9.2
Jeromy Rodriguez	20	15	414	20.7	76	120	.633	0	1	.000	29	48	.604	50	83	133	6.7	46	1	22	38	9	18	181	9.1
Lucas N'Guessan	34	33	734	21.6	110	174	.632	4	12	.333	80	115	.696	63	135	198	5.8	100	3	18	50	38	14	304	8.9
Patrick Good	33	20	766	23.2	75	203	.369	60	169	.355	36	44	.818	14	63	77	2.3	35	0	55	27	0	42	246	7.5
Joe Hugley	28	0	262	9.4	50	107	.467	16	45	.356	39	54	.722	23	39	62	2.2	53	0	8	22	5	6	155	5.5
Vonnie Patterson	33	9	548	16.6	34	101	.337	8	39	.205	22	41	.537	43	62	105	3.2	72	2	19	18	6	19	98	3.0
Charlie Weber	16	0	116	7.3	16	29	.552	5	12	.417	0	2	.000	9	15	24	1.5	15	0	5	5	5	0	37	2.3
Octavion Corley	17	0	100	5.9	9	18	.500	0	0	.000	4	6	.667	10	15	25	1.5	12	0	0	8	10	7	22	1.3
Jordan Coffin	10	0	28	2.8	1	17	.059	0	7	.000	0	0	.000	4	3	7	0.7	4	0	0	1	0	0	2	0.2
TEAM.....														36	41	77	2.3	0			9			0	
Total.....	34				919	1936	.475	260	752	.346	495	713	.694	371	836	1207	35.5	598	11	471	412	121	278	2593	76.3
Opponents.....	34				765	1801	.425	208	692	.301	408	582	.701	291	762	1053	31.0	660	-	352	533	100	203	2146	63.1

Conference-only statistics

Player	GP	GS	Min	Avg	FG	FGA	Pct	3FG	3FGA	Pct	FT	FTA	Pct	R-Off	R-Def	Reb	Avg	PF	FO	A	TO	Blk	Stl	Pts	Avg
Tray Boyd III	18	9	488	27.1	83	211	.393	44	121	.364	33	35	.943	12	36	48	2.7	26	0	34	30	5	24	243	13.5
Bo Hodges	17	17	528	31.1	76	167	.455	6	33	.182	42	63	.667	16	83	99	5.8	49	2	39	36	11	28	200	11.8
Lucas N'Guessan	18	17	448	24.9	73	113	.646	2	6	.333	38	58	.655	39	84	123	6.8	55	1	7	27	18	7	186	10.3
Daivien Williamson	18	9	519	28.8	63	134	.470	15	49	.306	39	46	.848	5	29	34	1.9	22	0	43	42	2	16	180	10.0
Isaiah Tisdale	18	18	589	32.7	59	124	.476	18	51	.353	36	66	.545	34	60	94	5.2	54	2	56	20	7	23	172	9.6
Jeromy Rodriguez	5	3	91	18.2	20	29	.690	0	0	.000	4	7	.571	17	14	31	6.2	12	0	3	8	3	5	44	8.8
Patrick Good	17	9	391	23.0	35	100	.350	26	77	.338	24	28	.857	4	32	36	2.1	17	0	29	16	0	24	120	7.1
Joe Hugley	16	0	165	10.3	30	66	.455	8	25	.320	20	28	.714	12	29	41	2.6	28	0	6	10	2	3	88	5.5
Vonnie Patterson	18	8	307	17.1	21	57	.368	4	21	.190	15	27	.556	28	30	58	3.2	43	1	12	11	1	10	61	3.4
Octavion Corley	6	0	23	3.8	3	5	.600	0	0	.000	1	1	1.000	1	2	3	0.5	6	0	0	2	2	1	7	1.2
Charlie Weber	8	0	48	6.0	4	9	.444	1	4	.250	0	0	.000	3	5	8	1.0	5	0	1	1	2	0	9	1.1
Jordan Coffin	2	0	3	1.5	0	3	.000	0	1	.000	0	0	.000	1	0	1	0.5	0	0	0	0	0	0	0	0
TEAM.....														20	18	38	2.1	0			4			0	
Total.....	18				467	1018	.459	124	388	.320	252	359	.702	192	422	614	34.1	317	6	230	207	53	141	1310	72.8
Opponents.....	18				411	922	.446	118	352	.335	217	310	.700	135	416	551	30.6	343	-	189	270	54	95	1157	64.3



FURMAN

#SoConHoops



NOAH GURLEY

Junior • Forward

14.3 ppg, 4.6 rpg in 2019-20

2020-21 SCHEDULE

Date	Opponent	Time (ET)
November		
25	TUSCULUM	4 p.m.
28	USC UPSTATE [^]	2 p.m.
December		
2	SOUTHERN WESLEYAN [^]	7 p.m.
5	at Richmond	6 p.m.
9	at Cincinnati	TBA
12	FLAGLER	2 p.m.
15	at Alabama	9 p.m.
19	at Winthrop	TBA
21	SOUTH CAROLINA STATE	7 p.m.
30	*at Chattanooga	1 p.m.
January		
2	*MERCER	TBA
6	*at Western Carolina	TBA
9	*VMI	TBA
13	*at The Citadel	TBA
16	*ETSU#	TBA
20	*at VMI	7 p.m.
23	*at ETSU	TBA
27	*UNCG	TBA
30	*CHATTANOOGA#	TBA
February		
3	*at Samford	8 p.m.
6	*WOFFORD#	TBA
10	*at UNCG	TBA
13	*WESTERN CAROLINA#	TBA
17	*SAMFORD	TBA
20	*at Mercer	TBA
24	*THE CITADEL	TBA
27	*at Wofford	7 p.m.
March		
5-8	at SoCon Championship (Asheville, N.C.)	

* - Southern Conference game
[^] - Furman Multi Team Event
- Bon Secours Wellness Arena (Greenville, S.C.)



HEAD COACH BOB RICHEY

Alma mater: North Greenville, 2006
Hometown: Florence, S.C.
Career record (years): 73-26 (3)
School record (years): Same
SoCon record (years): 41-13 (3)
SoCon Championship record (appearances): 2-3 (3)
NCAA appearances: 0

Assistant coaches

Jeremy Grove 2nd season (Indiana, 2009)
Tim Johnson 2nd season (Wofford, 2011)
Jimmie Williams 3rd season (MidAmerica Nazarene, 2002)

FURMAN PALADINS

Basic information

Location: Greenville, S.C.
Founded: 1826
Enrollment: 2,600
Nickname: Paladins
Colors: Purple and White
President: Dr. Elizabeth Davis
Athletics director: Jason Donnelly

Team information

2019-20 record: 25-7
SoCon record: 15-3 (2nd)
Home: 14-1
Away: 10-5
Neutral: 1-1
Letterwinners returning/lost: 10/2
Starters returning/lost: 4/1
Arena: Timmons Arena (3,000)
Arena record: 213-104 (.672)

SoCon regular-season titles (6)
1974, 1975, 1977, 1980, 1991, 2017

SoCon Championship titles (6)
1971, 1973, 1974, 1975, 1978, 1980

NCAA appearances (6)
1971, 1973, 1974, 1975, 1978, 1980

Media relations

Jordan Caskey
jordan.caskey@furman.edu
Office: 864-294-3065
Cell: 864-567-1654
Press row: 864-294-3620
FurmanPaladins.com



Jordan Caskey

RICHEY YEAR-BY-YEAR

Year	School	Record	Pct.	SoCon	Pct.
2016-17*	Furman	0-1	.000	0-0	.000
2017-18	Furman	23-10	.697	13-5	.722
2018-19	Furman	25-8	.758	13-5	.722
2019-20	Furman	25-7	.781	15-3	.833
Career (2)		73-26	.737	41-13	.759

* Served as interim coach for final game of the season



2020-21 PALADINS ROSTER

No.	Name	Pos.	Ht.	Wt.	Class	Hometown/Last school
1	Jaylon Pugh	G	6-0	170	Jr.	Cartersville, Ga./Cartersville
2	Colin Kenney	G	6-1	172	So.	Michigan City, Ind./Marquette Catholic
3	Mike Bothwell	G	6-3	190	Jr.	Cleveland Heights, Ohio/Cornerstone Christian Academy
4	Noah Gurley	F	6-8	210	Jr.	Fayetteville, Ga./Fayette County
5	Marcus Foster	G	6-4	200	R-Fr.	Atlanta, Ga./Drew Charter
10	Alex Hunter	G	5-11	175	Sr.	Raleigh, N.C./Leesville Road
11	Robert Swanson	G	5-10	165	Jr.	Myrtle Beach, S.C./Myrtle Beach
12	Jonny Lawrence	F	6-10	205	R-Fr.	Orlando, Fla./Lake Howell
13	Garrett Hien	F	6-9	205	Fr.	Charlotte, N.C./Concord First Assembly Academy
14	Rett Lister	G	6-1	160	So.	Easley, S.C./Easley
20	Jalen Slawson	F	6-7	210	Jr.	Summerville, S.C./Pinewood Prep
21	Ben Beeker	F	6-9	220	So.	Hendersonville, N.C./Hendersonville
22	Joe Anderson	G	6-0	170	Fr.	Maryville, Tenn./Maryville
45	Clay Mounce	F	6-7	205	Sr.	Elkin, N.C./Mount Airy

PALADINS



2019-20 RESULTS

(25-7 overall, 15-3 SoCon; 2nd)

Date	Opponent	Result	Score
Nov. 5	at Gardner-Webb	W	70-63
Nov. 8	LOYOLA CHICAGO	W	87-63
Nov. 12	at Charleston Southern	W	91-47
Nov. 15	SOUTHERN WESLEYAN-#	W	83-61
Nov. 19	at Alabama-#	L	73-81
Nov. 22	COLUMBIA INT'L	W	90-45
Nov. 26	at Elon-#	W	97-61
Nov. 27	vs. UT Arlington-^	W	58-57
Dec. 2	at South Florida	L	55-65
Dec. 5	at Auburn	LOT	78-81
Dec. 8	USC UPSTATE	W	84-72
Dec. 11	NORTH GREENVILLE	W	90-65
Dec. 14	WINTHROP-&	W	80-73
Dec. 20	*at Mercer	W	64-62
Jan. 1	*at VMI	W	89-73
Jan. 4	*ETSU	W	65-56
Jan. 8	*at Chattanooga	W	73-66
Jan. 11	*UNCG-&	L	73-86
Jan. 15	*WESTERN CAROLINA	W	83-79
Jan. 17	*at Wofford	L	52-66
Jan. 22	*SAMFORD	W	101-78
Jan. 25	*at The Citadel	W	78-54
Jan. 29	*VMI	WOT	74-72
Feb. 5	*MERCER	W	79-57
Feb. 8	*at Western Carolina	W	82-73
Feb. 12	*at Samford	W	86-71
Feb. 15	*CHATTANOOGA	W	58-53
Feb. 19	*at ETSU	L	66-75
Feb. 22	*WOFFORD-&	W	67-66
Feb. 26	*at UNCG	W	81-67
Feb. 29	*THE CITADEL	W	82-58
March 7	vs. Wofford-(SC)	L	68-77



CLAY MOUNCE

Senior • Forward

13.2 ppg, 6.0 rpg in 2019-20

* - Southern Conference game
 # - Bad Boy Mowers Battle 4 Atlantis (campus sites)
 ^ - Bad Boy Mowers Battle 4 Atlantis (Elon, N.C.)
 & - Bon Secours Wellness Arena (Greenville, S.C.)
 (SC) - Southern Conference Championship (Asheville, N.C.)

2019-20 STATISTICS

Overall statistics

Player	GP	GS	Min	Avg	FG	FGA	Pct	3FG	3FGA	Pct	FT	FTA	Pct	R-Off	R-Def	Reb	Avg	PF	FO	A	TO	Blk	Stl	Pts	Avg
Jordan Lyons	32	32	1069	33.4	162	375	.432	77	229	.336	123	149	.826	7	80	87	2.7	50	1	61	69	3	42	524	16.4
Noah Gurley	32	32	926	28.9	173	324	.534	24	59	.407	89	127	.701	41	107	148	4.6	89	3	60	82	23	28	459	14.3
Clay Mounce	32	29	966	30.2	157	304	.516	59	151	.391	48	80	.600	53	140	193	6.0	81	3	66	55	21	49	421	13.2
Mike Bothwell	32	4	790	24.7	125	252	.496	46	122	.377	52	64	.813	12	67	79	2.5	57	1	70	35	2	35	348	10.9
Alex Hunter	32	31	1026	32.1	100	239	.418	64	182	.352	22	33	.667	12	95	107	3.3	37	0	117	33	0	37	286	8.9
Jalen Slawson	32	32	724	22.6	84	169	.497	13	49	.265	40	55	.727	45	117	162	5.1	85	2	47	49	26	35	221	6.9
Tre Clark	30	0	567	18.9	42	98	.429	0	14	.000	16	43	.372	36	65	101	3.4	55	1	38	18	14	32	100	3.3
Jaylon Pugh	24	0	153	6.4	18	44	.409	15	35	.429	2	3	.667	0	16	16	0.7	21	0	2	9	0	3	53	2.2
Colin Kenney	19	0	122	6.4	8	28	.286	4	17	.235	0	0	.000	2	8	10	0.5	7	0	9	5	0	1	20	1.1
Ben Beeker	14	0	58	4.1	7	13	.538	0	0	.000	0	1	.000	8	9	17	1.2	8	0	3	0	1	2	14	1.0
Robert Swanson	9	0	29	3.2	3	5	.600	0	0	.000	1	1	1.000	0	2	2	0.2	1	0	1	2	0	0	7	0.8
Rett Lister	9	0	20	2.2	2	6	.333	0	1	.000	0	5	.000	0	5	5	0.6	4	0	1	2	0	0	4	0.4
Team														33	50	83	2.6	0			7			0	
Total	32				881	1857	.474	302	859	.352	393	561	.701	249	761	1010	31.6	495	11	475	366	90	264	2457	76.8
Opponents	32				784	1795	.437	229	742	.309	326	455	.716	302	804	1106	34.6	510	-	430	517	86	201	2123	66.3

Conference-only statistics

Player	GP	GS	Min	Avg	FG	FGA	Pct	3FG	3FGA	Pct	FT	FTA	Pct	R-Off	R-Def	Reb	Avg	PF	FO	A	TO	Blk	Stl	Pts	Avg
Jordan Lyons	18	18	621	34.5	96	200	.480	48	124	.387	70	88	.795	4	50	54	3.0	29	1	29	40	3	24	310	17.2
Noah Gurley	18	18	522	29.0	96	186	.516	13	36	.361	48	74	.649	21	62	83	4.6	53	2	37	46	10	14	253	14.1
Clay Mounce	18	16	527	29.3	84	166	.506	28	80	.350	27	47	.574	28	77	105	5.8	45	0	35	30	9	16	223	12.4
Mike Bothwell	18	3	479	26.6	69	143	.483	26	67	.388	36	41	.878	3	32	35	1.9	34	1	46	22	1	24	200	11.1
Alex Hunter	18	17	580	32.2	53	124	.427	36	97	.371	11	17	.647	6	57	63	3.5	15	0	66	25	0	23	153	8.5
Jalen Slawson	18	18	444	24.7	52	109	.477	8	31	.258	29	39	.744	30	64	94	5.2	47	1	32	26	19	20	141	7.8
Tre Clark	16	0	293	18.3	22	49	.449	0	7	.000	8	24	.333	24	40	64	4.0	34	1	17	9	6	19	52	3.3
Ben Beeker	7	0	17	2.4	3	6	.500	0	0	.000	0	0	.000	2	0	2	0.3	3	0	0	0	0	1	6	0.9
Jaylon Pugh	13	0	58	4.5	3	16	.188	2	14	.143	0	0	.000	0	3	3	0.2	10	0	1	5	0	0	8	0.6
Colin Kenney	13	0	73	5.6	3	16	.188	1	10	.100	0	0	.000	1	3	4	0.3	4	0	2	2	0	0	7	0.5
Robert Swanson	3	0	6	2.0	0	0	.000	0	0	.000	0	0	.000	0	0	0	0.0	0	0	0	1	0	0	0	0.0
Rett Lister	3	0	5	1.7	0	2	.000	0	0	.000	0	4	.000	0	3	3	1.0	1	0	0	2	0	0	0	0.0
TEAM.....														19	30	49	2.7	0			3			0	
Total.....	18				481	1017	.473	162	466	.348	229	334	.686	138	421	559	31.1	275	6	265	211	48	141	1353	75.2
Opponents.....	18				445	1008	.441	139	439	.317	183	253	.723	166	444	610	33.9	293	-	251	274	46	120	1212	67.3



MERCER



JEFF GARY

Redshirt junior • Guard
11.5 ppg, 2.3 rpg in 2019-20



HEAD COACH GREG GARY

Alma mater: Tulane, 1992
Hometown: Anderson, Ind.
Career record (years): 16-44 (2)
School record (years): 17-15 (1)
SoCon record (years): 11-7 (1)
SoCon Championship record (appearances): 0-1 (1)
NCAA appearances: 0

Assistant coaches

Bobby Kummer 2nd season (Charlotte, 1996)
 Kim Lewis 2nd season (Tulane, 1994)
 DJ Byrd 2nd season (Purdue, 2013)

MERCER BEARS

Basic information

Location: Macon, Ga.
Founded: 1833
Enrollment: 8,700
Nickname: Bears
Colors: Orange and Black
President: Dr. William D. Underwood
Athletics director: Jim Cole

Team information

2019-20 record: 17-15
SoCon record: 11-7 (4th)
Home: 9-6
Away: 8-6
Neutral: 0-3
Letterwinners returning/lost: 11/4
Starters returning/lost: 3/2
Arena: Hawkins Arena (4,200)
Arena record: 162-74 (.686)

SoCon regular-season titles (0)

SoCon Championship titles (0)

NCAA appearances (3)

1981, 1985, 2014

Media relations

Kraig Doremus
 doremus_kj@mercer.edu
 Office: 478-301-5218
 Cell: 678-481-3724
 Press row: 478-733-0638
 MercerBears.com



Kraig Doremus

GARY YEAR-BY-YEAR

Year	School	Record	Pct.	SoCon	Pct.
2008-09	Centenary	8-23	.258	-	-
2009-10	Centenary	8-21	.276	-	-
Centenary (2)		16-44	.267	-	-
2019-20	Mercer	17-15	.531	11-7	.611
Mercer (1)		17-15	.531	11-7	.611
Career (3)		33-59	.359	11-7	.611



2020-21 SCHEDULE

Date	Opponent	Time (ET)
November		
25	NORTH GEORGIA	1 p.m.
27	at Georgia Tech	8 p.m.
30	GEORGIA STATE	7 p.m.
December		
3	at Elon	7 p.m.
6	MIDDLE GEORGIA STATE	5 p.m.
10	*at VMI	7 p.m.
13	at Georgia Southern	6 p.m.
16	at Georgia State	6 p.m.
19	GEORGIA SOUTHWESTERN	2 p.m.
22	at Kennesaw State	2 p.m.
30	*WOFFORD	7 p.m.
January		
2	*at Furman	TBA
6	*THE CITADEL	TBA
9	*at UNCG	TBA
13	*at Chattanooga	7 p.m.
16	*WESTERN CAROLINA	TBA
20	*at The Citadel	TBA
23	*VMI	TBA
27	*SAMFORD	TBA
30	*at Wofford	7 p.m.
February		
3	*ETSU	TBA
10	*at Samford	8 p.m.
13	*UNCG	TBA
17	*at ETSU	TBA
20	*FURMAN	TBA
24	*CHATTANOOGA	TBA
27	*at Western Carolina	TBA
March		
5-8	at SoCon Championship (Asheville, N.C.)	

* - Southern Conference game

2020-21 BEARS ROSTER

No.	Name	Pos.	Ht.	Wt.	Class	Hometown/Last school
0	Leon Ayers III	G	6-6	180	Jr.	Troy, Mich./Henry Ford College
1	Kamar Robertson	G	6-2	160	So.	Alpharetta, Ga./Cambridge
2	Neftali Alvarez	G	6-2	165	R-So.	Cantano, P.R./Fairfield
3	Jeff Gary	G	6-4	180	R-Jr.	Austin, Texas/UNCW
5	Drew Thomas	F	6-7	185	Fr.	Smyrna, Ga./Campbell HS
10	Shannon Grant	C	6-10	280	Fr.	Sylacauga, Ala./Sylacauga
11	Jovan Tucker	G	6-3	175	Fr.	Atlanta, Ga./McEachern
12	Mitch Prendergast	G	6-0	190	R-Jr.	Dallas, Texas/Dallas Jesuit
14	Victor Bafutto	C	6-10	230	R-Jr.	Brasilia, Brazil/Centro Educational Sigma
15	John Treanor	F	6-6	210	Fr.	Roswell, Ga./Marist School
20	Ross Cummings	G	6-3	180	R-Sr.	Dickson, Tenn./Creek Wood
22	Felipe Haase	F	6-9	253	R-Jr.	Osorno, Chile/South Carolina
23	James Glisson III	F	6-6	210	So.	Decatur, Ga./Southwest DeKalb
25	Maciej Bender	F	6-11	255	R-Sr.	Warsaw, Poland/West Virginia
30	Diego Rivera	G	6-2	180	So.	Bayamon, P.R./Miami Christian School
31	Jacksen Greco	G	6-3	150	Fr.	Canton, Ga./Sequoyah
35	Patrick Urey	F	6-6	210	R-So.	Chattanooga, Tenn./Baylor School



2019-20 RESULTS

(17-15 overall, 11-7 SoCon; 4th)

Date	Opponent	Result	Score
Nov. 6	at St. John's	L	79-109
Nov. 8	COLUMBIA INT'L	W	84-76
Nov. 11	KENNESAW STATE	W	74-62
Nov. 15	FGCU	W	84-68
Nov. 19	at Georgia Southern	L	88-98
Nov. 23	at UIC-#	W	72-68
Nov. 26	at St. Bonaventure-#	L	51-56
Dec. 1	vs. Canisius-^	L	66-76
Dec. 2	vs. Holy Cross-^	L	67-81
Dec. 7	GEORGIA STATE	L	61-73
Dec. 16	at UNCW	W	72-63
Dec. 20	*FURMAN	L	62-64
Dec. 22	FLORIDA ATLANTIC	L	50-65
Dec. 28	MILLIGAN	W	104-52
Jan. 1	*at UNCG	L	63-72
Jan. 4	*CHATTANOOGA	L	61-70
Jan. 11	*at Western Carolina	L	71-79
Jan. 15	*VMI	W	73-62
Jan. 18	*at Samford	W	90-75
Jan. 22	*WESTERN CAROLINA	W	85-79
Jan. 25	*at VMI	W	69-66
Jan. 29	*at ETSU	W	71-55
Feb. 1	*THE CITADEL	W	76-71
Feb. 5	*at Furman	L	57-79
Feb. 8	*ETSU	L	60-73
Feb. 12	*at Wofford	W	70-68
Feb. 15	*UNCG	L	55-67
Feb. 19	*SAMFORD	W	106-66
Feb. 22	*at Chattanooga	W	85-80
Feb. 26	*at The Citadel	W	73-57
Feb. 29	*WOFFORD	W	59-47
March 7	vs. Western Carolina-(SC)	L	56-70



ROSS CUMMINGS

Redshirt senior • Guard

17.4 ppg, 2.9 rpg in 2018-19 (redshirted 2019-20)

* - Southern Conference game
- Boca Raton Beach Classic (campus sites)
^ - Boca Raton Beach Classic (Boca Raton, Fla.)
(SC) - Southern Conference Championship (Asheville, N.C.)

2019-20 STATISTICS

Overall statistics

Player	GP	GS	Min	Avg	FG	FGA	Pct	3FG	3FGA	Pct	FT	FTA	Pct	R-Off	R-Def	Reb	Avg	PF	FO	A	TO	Blk	Stl	Pts	Avg
Djordje Dimitrijevic	30	30	1029	34.3	165	388	.425	67	182	.368	106	125	.848	16	107	123	4.1	69	1	111	81	0	46	503	16.8
Ethan Stair	32	32	1114	34.8	173	361	.479	60	170	.353	61	71	.859	63	233	296	9.3	77	2	69	58	7	39	467	14.6
Jeff Gary	22	20	721	32.8	93	204	.456	48	123	.390	19	21	.905	7	43	50	2.3	40	0	47	34	2	16	253	11.5
Ross Cummings	6	1	139	23.2	19	41	.463	11	24	.458	8	8	1.000	1	11	12	2.0	11	0	11	13	1	5	57	9.5
Maciej Bender	32	28	620	19.4	96	205	.468	0	0	.000	32	71	.451	55	117	172	5.4	78	2	36	59	35	7	224	7.0
Kamar Robertson	28	17	611	21.8	62	150	.413	27	67	.403	39	53	.736	22	65	87	3.1	85	3	51	53	6	19	190	6.8
James Glisson III	32	9	543	17.0	85	167	.509	2	17	.118	28	44	.636	45	52	97	3.0	49	0	33	27	10	18	200	6.3
Daniel Love	32	12	600	18.8	57	143	.399	10	30	.333	23	34	.676	29	68	97	3.0	72	2	54	47	3	29	147	4.6
Luke Hamilton	7	0	87	12.4	10	24	.417	6	18	.333	0	0	.000	4	9	13	1.9	7	0	2	3	0	1	26	3.7
Victor Bafutto	31	4	281	9.1	50	99	.505	0	1	.000	13	25	.520	33	44	77	2.5	59	0	10	31	13	5	113	3.6
Mitch Prendergast	12	3	113	9.4	12	30	.400	9	25	.360	0	1	.000	2	5	7	0.6	14	1	5	4	0	6	33	2.8
Diego Rivera	21	1	218	10.4	17	48	.354	6	27	.222	11	15	.733	7	11	18	0.9	17	0	17	10	1	7	51	2.4
Patrick Urey	27	3	324	12.0	8	25	.320	0	2	.000	14	22	.636	11	42	53	2.0	23	0	15	20	5	13	30	1.1
TEAM														37	33	70	2.2	0				23		0	
Total	32				847	1885	.449	246	686	.359	354	490	.722	332	840	1172	36.6	601	11	461	463	83	211	2294	71.7
Opponents	32				794	1840	.432	237	741	.320	422	638	.661	298	735	1033	32.3	508	-	410	410	83	224	2247	70.2

Conference-only statistics

Player	GP	GS	Min	Avg	FG	FGA	Pct	3FG	3FGA	Pct	FT	FTA	Pct	R-Off	R-Def	Reb	Avg	PF	FO	A	TO	Blk	Stl	Pts	Avg
Djordje Dimitrijevic	17	17	607	35.7	104	231	.450	44	116	.379	57	65	.877	5	59	64	3.8	35	0	67	48	0	24	309	18.2
Ethan Stair	18	18	609	33.8	87	175	.497	25	82	.305	23	28	.821	35	125	160	8.9	45	2	43	27	5	24	222	12.3
Jeff Gary	18	17	596	33.1	78	167	.467	43	101	.426	18	20	.900	7	37	44	2.4	34	0	40	26	2	12	217	12.1
Ross Cummings	1	0	21	21.0	4	7	.571	3	5	.600	1	1	1.000	0	2	2	2.0	3	0	1	0	0	0	12	12.0
Maciej Bender	18	17	406	22.6	65	131	.496	0	0	.000	20	40	.500	32	79	111	6.2	51	2	20	35	28	6	150	8.3
Kamar Robertson	17	15	436	25.6	42	107	.393	17	51	.333	29	35	.829	18	52	70	4.1	56	2	33	33	4	10	130	7.6
James Glisson III	18	1	231	12.8	36	71	.507	0	5	.000	16	21	.762	14	25	39	2.2	21	0	11	12	2	5	88	4.9
Daniel Love	18	4	336	18.7	30	69	.435	7	20	.350	11	19	.579	11	43	54	3.0	38	1	27	30	2	12	78	4.3
Victor Bafutto	18	1	137	7.6	21	36	.583	0	1	.000	3	9	.333	15	21	36	2.0	29	0	6	13	9	2	45	2.5
Diego Rivera	11	0	107	9.7	8	26	.308	3	17	.176	4	6	.667	5	7	12	1.1	9	0	8	6	1	4	23	2.1
Patrick Urey	13	0	95	7.3	2	5	.400	0	0	.000	5	6	.833	4	15	19	1.5	6	0	1	7	1	4	9	0.7
Mitch Prendergast	5	0	19	3.8	1	3	.333	1	3	.333	0	0	.000	1	3	4	0.8	2	0	0	1	0	0	3	0.6
TEAM														19	22	41	2.3	0				14		0	
Total	18				478	1028	.465	143	401	.357	187	250	.748	166	490	656	36.4	329	7	257	252	54	103	1286	71.4
Opponents	18				435	1040	.418	135	437	.309	225	354	.636	175	407	582	32.3	272	-	219	206	38	122	1230	68.3



KALEB HUNTER
Redshirt junior • Guard
 10.3 ppg, 4.4 rpg in 2019-20



HEAD COACH WES MILLER

Alma mater: North Carolina, 2007
Hometown: Charlotte, N.C.
Career record (years): 164-126 (9)
School record (years): Same
SoCon record (years): 96-61 (9)
SoCon Championship record (appearances): 10-8 (9)
NCAA appearances: 1

Assistant coaches

Andre Gray 3rd season (Methodist, 1998)
 Kyle Bankhead 4th season (Gonzaga, 2003)
 Chris LePore 7th season (Belmont, 2014)

UNCG SPARTANS

Basic information

Location: Greensboro, N.C.
 Founded: 1891
 Enrollment: 20,196
 Nickname: Spartans
 Colors: Gold, White and Navy
 Chancellor: Franklin Gilliam Jr.
 Athletics director: Kim Record

Team information

2019-20 record: 23-9
 SoCon record: 13-5 (3rd)
 Home: 14-4
 Away: 9-4
 Neutral: 0-1
 Letterwinners returning/lost: 12/3
 Starters returning/lost: 2/3
 Arena: ... Greensboro Coliseum (7,617/23,000)
 Arena record: 102-74 (.580)

SoCon regular-season titles (4)

2002 (N), 2012 (N), 2017, 2018

SoCon Championship titles (2)

2001, 2018

NCAA appearances (3)

1996, 2001, 2018

Media relations

Rob Knox
 reknox@uncg.edu
 Office: 336-334-5615
 Cell: 610-800-1044
 Press row: 336-218-5343
 UNCGSpartans.com



Rob Knox

MILLER YEAR-BY-YEAR

Year	School	Record	Pct.	SoCon	Pct.
2011-12*	UNCG	11-11	.500	10-5	.667
2012-13	UNCG	9-22	.290	6-12	.333
2013-14	UNCG	14-18	.438	7-9	.438
2014-15	UNCG	11-22	.333	6-12	.333
2015-16	UNCG	15-19	.441	10-8	.556
2016-17	UNCG	25-10	.714	14-4	.778
2017-18	UNCG	27-8	.771	15-3	.833
2018-19	UNCG	29-7	.806	15-3	.833
2019-20	UNCG	23-9	.719	13-5	.722
Career (9)		164-126	.566	96-61	.611

* Served as interim coach for last 22 games of season



2020-21 SCHEDULE

Date	Opponent	Time (ET)
November		
27	vs. Little Rock [^]	7 p.m.
29	vs. Winthrop [#]	8:30 p.m.
December		
1	vs. Prairie View A&M [#]	3 p.m.
2	vs. Duquesne [^]	1 p.m.
4	at Louisville	2 p.m.
11	NORTH CAROLINA WESLEYAN	7 p.m.
15	USC UPSTATE	7 p.m.
19	at Elon	1 p.m.
22	at North Carolina A&T	6 p.m.
30	*at The Citadel	TBA
January		
2	*ETSU	TBA
6	*at Wofford	7 p.m.
9	*MERCER	TBA
13	*at Western Carolina	TBA
16	*at Samford	3 p.m.
20	*WOFFORD	TBA
23	*at Chattanooga	2 p.m.
27	*at Furman	TBA
30	*VMI	TBA
February		
3	*THE CITADEL	TBA
6	*SAMFORD	TBA
10	*FURMAN	TBA
13	*at Mercer	TBA
17	*at VMI	7 p.m.
21	*CHATTANOOGA	TBA
24	*WESTERN CAROLINA	TBA
27	*at ETSU	TBA

March

5-8 at SoCon Championship (Asheville, N.C.)

* - Southern Conference game
[^] - Wade Houston Tipoff Classic (Louisville, Ky.)
[#] - Louisville, Ky.

2020-21 SPARTANS ROSTER

No.	Name	Pos.	Ht.	Wt.	Class	Hometown/Last school
0	Keyshaun Langley	G	6-1	175	So.	High Point, N.C./Southwest Guilford
1	Isaiah Miller	G	6-0	190	Sr.	Covington, Ga./Newton
2	AJ McGinnis	G	6-3	180	Fr.	Huntsville, Ala./Link Year Prep
3	Kobe Langley	G	6-1	180	So.	High Point, N.C./Southwest Guilford
4	Mohammed Abdulsalam	F	6-9	255	Jr.	Ibadan, Oyo State, Nigeria/Link Year Prep
11	Michael Hueitt Jr.	G	6-3	185	Jr.	Fayetteville, N.C./Northwood Temple
12	Khyre Thompson	F	6-6	200	So.	Kernersville, N.C./Wesleyan Academy
13	Angelo Allegri	F	6-7	215	Jr.	Kansas City, Mo./Link Year Prep
15	Dericko Williams	F	6-8	220	So.	Kinston, N.C./Winston-Salem Prep
20	Reggie Raynor	G	6-5	205	Fr.	Fayetteville, N.C./Northwood Temple
22	Arnas Adomavicius	G	6-4	200	So.	Vilnius, Lithuania/Kaunas Jesuit Gymnasium
24	J.C. Tharrinton	G	6-1	180	So.	Charlotte, N.C./Appalachian State
25	Hayden Koval	C	7-1	220	Sr.	Prosper, Texas/Central Arkansas
30	Ryan Tankelewicz	G	6-1	190	Jr.	Raleigh, N.C./Middle Creek
32	Jarrett Hensley	F	6-8	205	Fr.	Merriam, Kan./Link Year Prep
33	Bas Leyte	F	6-10	220	Fr.	Bergen op Zoom, Netherlands/New Hampton
44	Kaleb Hunter	G	6-4	190	R-Jr.	Raleigh, N.C./Neuse Christian

#SoConHoops

2019-20 RESULTS

(23-9 overall, 13-5 SoCon; 3rd)

Date	Opponent	Result	Score
Nov. 5	NORTH CAROLINA A&T	W	83-50
Nov. 8	at Kansas	L	62-74
Nov. 11	AVERETT-#	W	109-51
Nov. 15	TENNESSEE TECH-#^	W	64-30
Nov. 16	MONTANA STATE-#^	L	66-67
Nov. 18	APPALACHIAN STATE-#	W	55-41
Nov. 24	*VMI	W	74-63
Nov. 30	at Georgetown	W	65-61
Dec. 4	KENNESAW STATE-^	W	72-54
Dec. 7	at Radford	W	60-58
Dec. 15	NC STATE	L	77-80
Dec. 18	at Vermont	W	54-53
Dec. 21	NORTHERN KENTUCKY-^	W	67-50
Dec. 28	WILLIAM PEACE	W	106-34
Jan. 1	*MERCER	W	72-63
Jan. 4	*at Wofford	LO2	92-98
Jan. 8	*ETSU	L	57-64
Jan. 11	*at Furman	W	86-73
Jan. 15	*at The Citadel	W	79-69
Jan. 18	*CHATTANOOGA	W	72-52
Jan. 25	*at Samford	W	70-63
Jan. 29	*at Western Carolina	W	72-58
Feb. 1	*at ETSU	L	65-82
Feb. 5	*THE CITADEL	W	88-68
Feb. 9	*SAMFORD	W	95-67
Feb. 12	*WESTERN CAROLINA	W	82-62
Feb. 15	*at Mercer	W	67-55
Feb. 19	*WOFFORD	WOT	83-79
Feb. 22	*at VMI	W	71-68
Feb. 26	*FURMAN	L	67-81
Feb. 29	*at Chattanooga	L	72-74
March 7	vs. Chattanooga-(SC)	L	68-78

* - Southern Conference game

- Spartan Invitational

^ - Fleming Gymnasium (Greensboro, N.C.)

& - Bon Secours Wellness Arena (Greenville, S.C.)

(SC) - Southern Conference Championship (Asheville, N.C.)



ISAIAH MILLER

Senior • Guard

17.8 ppg, 5.0 rpg, 2.8 spg in 2019-20

2019-20 STATISTICS

Overall statistics

Player	GP	GS	Min	Avg	FG	FGA	Pct	3FG	3FGA	Pct	FT	FTA	Pct	R-Off	R-Def	Reb	Avg	PF	FO	A	TO	Blk	Stl	Pts	Avg
Isaiah Miller	32	32	909	28.4	234	554	.422	28	119	.235	73	135	.541	64	97	161	5.0	77	0	100	87	5	89	569	17.8
Kaleb Hunter	27	24	691	25.6	103	202	.510	20	65	.308	51	73	.699	42	77	119	4.4	39	0	23	36	5	25	277	10.3
James Dickey	32	32	844	26.4	117	205	.571	0	4	.000	45	87	.517	95	202	297	9.3	87	4	56	46	53	25	279	8.7
Kyrin Galloway	27	27	681	25.2	78	196	.398	56	160	.350	21	27	.778	27	83	110	4.1	44	0	18	20	45	21	233	8.6
Angelo Allegri	32	12	648	20.3	85	213	.399	49	138	.355	24	34	.706	35	46	81	2.5	67	1	26	36	6	14	243	7.6
Keyshaun Langley	32	0	549	17.2	66	153	.431	39	102	.382	39	43	.907	6	44	50	1.6	52	1	60	35	2	36	210	6.6
Michael Hueitt Jr.	30	0	413	13.8	59	155	.381	48	133	.361	9	12	.750	6	35	41	1.4	40	0	17	15	1	11	175	5.8
Malik Massey	32	32	858	26.8	54	175	.309	30	106	.283	45	61	.738	15	41	56	1.8	63	1	72	43	2	33	183	5.7
Mohammed Abdulsalam	31	1	505	16.3	53	105	.505	0	0	.000	11	30	.367	41	67	108	3.5	76	0	19	24	15	22	117	3.8
Bas Leyte	29	0	243	8.4	22	49	.449	8	21	.381	11	19	.579	18	21	39	1.3	22	0	5	4	3	8	63	2.2
Kobe Langley	19	0	94	4.9	6	22	.273	0	9	.000	3	5	.600	6	9	15	0.8	13	0	11	12	0	13	15	0.8
Khyre Thompson	7	0	27	3.9	1	4	.250	0	2	.000	3	3	1.000	1	5	6	0.9	4	0	1	1	1	1	5	0.7
Ryan Tankelewicz	8	0	16	2.0	1	2	.500	1	2	.500	0	0	.000	0	1	1	0.1	1	0	0	0	1	1	3	0.4
TEAM														56	41	97	3.0	0			12			0	
Total	32				879	2035	.432	279	861	.324	335	529	.633	412	769	1181	36.9	585	8	408	371	139	299	2372	74.1
Opponents	32				699	1657	.422	226	662	.341	396	589	.672	282	816	1098	34.3	528	-	351	578	81	185	2020	63.1

Conference-only statistics

Player	GP	GS	Min	Avg	FG	FGA	Pct	3FG	3FGA	Pct	FT	FTA	Pct	R-Off	R-Def	Reb	Avg	PF	FO	A	TO	Blk	Stl	Pts	Avg
Isaiah Miller	18	18	533	29.6	140	336	.417	18	70	.257	49	83	.590	35	61	96	5.3	45	0	55	48	5	58	347	19.3
Kyrin Galloway	13	13	327	25.2	44	103	.427	30	82	.366	11	14	.786	13	37	50	3.8	22	0	5	9	22	8	129	9.9
Kaleb Hunter	16	16	437	27.3	56	116	.483	12	40	.300	25	41	.610	29	35	64	4.0	27	0	14	25	4	17	149	9.3
James Dickey	18	18	481	26.7	68	117	.581	0	4	.000	29	55	.527	53	124	177	9.8	50	3	35	25	24	13	165	9.2
Angelo Allegri	18	6	366	20.3	53	125	.424	30	79	.380	20	29	.690	20	28	48	2.7	37	1	10	18	3	4	156	8.7
Keyshaun Langley	18	0	300	16.7	37	82	.451	20	53	.377	28	31	.903	3	25	28	1.6	25	0	34	21	2	20	122	6.8
Malik Massey	18	18	503	27.9	27	94	.287	14	56	.250	35	42	.833	9	21	30	1.7	37	1	44	32	1	21	103	5.7
Michael Hueitt Jr.	17	0	215	12.6	30	84	.357	25	71	.352	3	3	1.000	4	19	23	1.4	19	0	9	7	0	5	88	5.2
Mohammed Abdulsalam	18	1	311	17.3	32	63	.508	0	0	.000	6	18	.333	21	38	59	3.3	46	0	7	13	11	13	70	3.9
Bas Leyte	15	0	126	8.4	10	22	.455	6	12	.500	2	4	.500	8	10	18	1.2	18	0	4	1	1	4	28	1.9
Kobe Langley	12	0	64	5.3	3	16	.188	0	7	.000	1	3	.333	5	6	11	0.9	9	0	8	7	0	8	7	0.6
Khyre Thompson	3	0	9	3.0	0	1	.000	0	1	.000	0	0	.000	0	3	3	1.0	1	0	0	0	0	0	0	0.0
Ryan Tankelewicz	3	0	3	1.0	0	0	.000	0	0	.000	0	0	.000	0	0	0	0.0	1	0	0	0	1	0	0	0.0
TEAM														24	22	46	2.6	0			7			0	
Total	18				500	1159	.431	155	475	.326	209	323	.647	224	429	653	36.3	337	6	225	213	74	171	1364	75.8
Opponents	18				428	968	.442	145	401	.362	238	338	.704	160	466	626	34.8	309	-	230	318	48	110	1239	68.8

HEAD COACH BUCKY McMILLAN

Alma mater: Birmingham-Southern, 2007
Hometown: Birmingham, Ala.
Career record (years): 0-0 (First season)
School record (years): Same
SoCon record (years): 0-0 (First season)
SoCon Championship record (appearances): 0-0 (First season)
NCAA appearances: 0

Assistant coaches

Tra Arnold 1st season (Biola, 2005)
 Sergio Rouco 1st season (Nova Southeastern, 1987)
 Gerald Gillion 1st season (Florida State, 2008)



MYRON GORDON

Redshirt senior • Guard

12.2 ppg, 2.4 rpg in 2018-19 (redshirted last season)



SAMFORD BULLDOGS

Basic information

Location: Birmingham, Ala.
Founded: 1841
Enrollment: 5,509
Nickname: Bulldogs
Colors: Red and Blue
President: Dr. Andrew Westmoreland
Athletics director: Martin Newton

Team information

2019-20 record: 10-23
SoCon record: 4-14 (8th)
Home: 7-8
Away: 3-14
Neutral: 0-1
Letterwinners returning/lost: 3/10
Starters returning/lost: 1/4
Arena: Pete Hanna Center (5,000)
Arena record: 104-82 (.559)

SoCon regular-season titles (0)

SoCon Championship titles (0)

NCAA appearances (2)

1999, 2000

Media relations

Joey Mullins
 jmmulli1@samford.edu
 Office: 205-726-2799
 Cell: 205-532-3477
 Press row: 205-532-3476
 SamfordSports.com



Joey Mullins

McMILLAN YEAR-BY-YEAR

Year	School	Record	Pct.	SoCon	Pct.
2020-21	Samford	First season			
Career (first season)		0-0	.000	0-0	.000



2020-21 SCHEDULE

Date	Opponent	Time (CT)
November		
29	ALABAMA A&M	2 p.m.
December		
5	at Belmont	4 p.m.
12	at Georgia	6 p.m.
16	at Troy	6 p.m.
19	at Kennesaw State	3:30 p.m.
21	BELHAVEN	7 p.m.
30	*VMI	7 p.m.
January		
2	*at Wofford	6 p.m.
6	*at Chattanooga	6 p.m.
9	*WESTERN CAROLINA	2 p.m.
13	*at ETSU	TBA
16	*UNCG	2 p.m.
20	*CHATTANOOGA	7 p.m.
23	*THE CITADEL	2 p.m.
27	*at Mercer	TBA
30	*at Western Carolina	TBA
February		
3	*FURMAN	7 p.m.
6	*at UNCG	TBA
10	*MERCER	7 p.m.
13	*at VMI	12 p.m.
17	*at Furman	TBA
20	*ETSU	7 p.m.
24	*WOFFORD	7 p.m.
27	*at The Citadel	TBA
March		
5-8	at SoCon Championship (Asheville, N.C.)	

* - Southern Conference game

2020-21 BULLDOGS ROSTER

No.	Name	Pos.	Ht.	Wt.	Class	Hometown/Last school
0	Triston Chambers	G	6-2	185	R-Sr.	Cold Springs, Ala./UAH
2	K.J. Davis	G	6-6	185	R-Jr.	Portsmouth, Va./East Carolina
3	Jaron Rillie	G	6-3	175	Fr.	Santa Barbara, Calif./Link Year Prep (Mo.)
4	Myron Gordon	G	6-3	180	R-Sr.	Bordentown, N.J./Harcum College
5	A.J. Staton-McCray	G	6-5	190	Fr.	Charlotte, N.C./West Oaks Acad. (Fla.)
10	Preston Parks	G	6-1	175	Gr.	Greenville, S.C./UT Martin
11	Marcellus Vail	G	6-2	175	Fr.	Shelbyville, Ky./Martha Layne Collins
12	Clay Holmes	G	6-2	195	Fr.	Brentwood, Tenn./Brentwood Academy
13	Quinn Richey	G	6-5	195	So.	Johns Creek, Ga./James Madison
14	Richardson Maitrey	G	6-3	180	R-Sr.	Montreal, Canada/Florida Atlantic
15	Grayson Walters	F	6-5	185	Fr.	Mountain Brook, Ala./Link Year Prep (Mo.)
21	Luke Champion	F	6-8	175	Fr.	Suwanee, Ga./Lambert
22	Logan Dye	F	6-8	235	Jr.	Haleyville, Ala./Haleyville
23	Christian Guees	G	6-6	190	Jr.	Cleveland, Ohio/North Idaho College
24	Jalen Dupree	F	6-8	235	R-Sr.	Cordova, Tenn./Murray State
31	Bryan Smith	F	6-4	180	So.	Pismo Beach, Calif./Arroyo Grande
35	Stanley Henderson Jr.	F	6-6	210	R-So.	Jonesboro, Ga./Middle Georgia Prep

2019-20 RESULTS

(10-23 overall, 4-14 SoCon; 8th)

Date	Opponent	Result	Score
Nov. 5	at Morehead State	LO2	86-90
Nov. 7	KENTUCKY WESLEYAN	W	68-42
Nov. 11	at Belmont	L	63-95
Nov. 13	UVA-WISE	W	102-64
Nov. 16	at North Alabama	L	55-61
Nov. 19	MANHATTAN	W	70-57
Nov. 23	TROY	W	72-60
Nov. 27	at South Dakota State	L	77-86
Nov. 30	at Louisiana Tech	L	57-78
Dec. 3	AUBURN MONTGOMERY	W	97-64
Dec. 7	at Houston Baptist	W	113-90
Dec. 15	at Hawaii	L	73-94
Dec. 18	ALABAMA-#	L	87-105
Dec. 21	at Georgetown	L	71-99
Jan. 1	*THE CITADEL	W	69-68
Jan. 4	*at VMI	W	78-75
Jan. 8	*WOFFORD	L	62-67
Jan. 11	*at Chattanooga	L	67-105
Jan. 15	*at ETSU	L	63-88
Jan. 18	*MERCER	L	75-90
Jan. 22	*at Furman	L	78-101
Jan. 25	*UNCG	L	63-70
Jan. 29	*CHATTANOOGA	L	84-92
Feb. 1	*at Wofford	L	56-80
Feb. 5	*WESTERN CAROLINA	L	70-78
Feb. 9	*at UNCG	L	67-95
Feb. 12	*FURMAN	L	71-86
Feb. 15	*at The Citadel	W	74-62
Feb. 19	*at Mercer	L	66-106
Feb. 22	*ETSU	L	74-80
Feb. 26	*at Western Carolina	L	78-109
Feb. 29	*VMI	W	84-78
March 6	vs. VMI-(SC)	L	78-96

* - Southern Conference game
 # - Legacy Arena at Birmingham-Jefferson Convention Complex (Birmingham, Ala.)
 (SC) - Southern Conference Championship (Asheville, N.C.)



JALEN DUPREE
 Redshirt senior • Forward
 11.1 ppg, 7.4 rpg in 2019-20

2019-20 STATISTICS

Overall statistics

Player	GP	GS	Min	Avg	FG	FGA	Pct	3FG	3FGA	Pct	FT	FTA	Pct	R-Off	R-Def	Reb	Avg	PF	FO	A	TO	Blk	Stl	Pts	Avg
Josh Sharkey	30	28	1021	34.0	168	374	.449	41	118	.347	163	211	.773	24	86	110	3.7	80	3	217	177	0	82	540	18.0
Robert Allen	32	31	1057	33.0	171	398	.430	32	111	.288	78	120	.650	62	163	225	7.0	75	4	44	82	43	34	452	14.1
Brandon Austin	32	32	1027	32.1	144	353	.408	73	180	.406	65	75	.867	23	100	123	3.8	60	0	16	52	8	33	426	13.3
Jalen Dupree	33	33	809	24.5	133	260	.512	12	30	.400	88	107	.822	85	158	243	7.4	80	3	13	47	33	14	366	11.1
Deandre Thomas	26	24	738	28.4	59	169	.349	25	90	.278	33	50	.660	19	57	76	2.9	43	0	36	33	2	22	176	6.8
Logan Dye	29	0	426	14.7	74	135	.548	1	5	.200	27	41	.659	33	70	103	3.6	62	1	5	27	15	5	176	6.1
Donte Tatum	31	7	597	19.3	56	142	.394	15	43	.349	19	33	.576	27	59	86	2.8	55	0	20	35	5	15	146	4.7
J.P. Robinson	31	2	366	11.8	25	66	.379	4	22	.182	21	24	.875	7	31	38	1.2	25	0	23	34	0	17	75	2.4
Logan Padgett	33	8	580	17.6	27	90	.300	14	56	.250	11	18	.611	23	86	109	3.3	52	0	14	23	5	10	79	2.4
Jack Dorrough	3	0	4	1.3	2	2	1.000	2	2	1.000	0	0	.000	0	0	0	0.0	1	0	1	0	0	0	6	2.0
Bryan Smith	5	0	15	3.0	3	7	.429	0	2	.000	0	0	.000	2	1	3	0.6	1	0	1	0	0	1	6	1.2
D'Marcus Purcell	3	0	6	2.0	0	1	.000	0	0	.000	0	0	.000	0	2	2	0.7	0	0	2	0	0	0	0	0.0
K'won Bush	3	0	4	1.3	0	2	.000	0	2	.000	0	0	.000	0	0	0	0.0	0	0	1	0	0	0	0	0.0
TEAM														49	46	95	2.9	0			4			0	
Total	33				862	1999	.431	219	661	.331	505	679	.744	354	859	1213	36.8	534	11	393	514	111	233	2448	74.2
Opponents	33				1000	2181	.459	359	991	.362	352	519	.678	410	878	1288	39.0	618	-	620	467	114	255	2711	82.2

Conference-only statistics

Player	GP	GS	Min	Avg	FG	FGA	Pct	3FG	3FGA	Pct	FT	FTA	Pct	R-Off	R-Def	Reb	Avg	PF	FO	A	TO	Blk	Stl	Pts	Avg
Josh Sharkey	18	16	601	33.4	105	234	.449	29	79	.367	89	114	.781	18	51	69	3.8	43	1	103	112	0	37	328	18.2
Robert Allen	18	17	603	33.5	96	229	.419	19	72	.264	48	68	.706	30	100	130	7.2	45	2	22	46	26	21	259	14.4
Brandon Austin	17	17	539	31.7	62	166	.373	32	85	.376	38	41	.927	13	38	51	3.0	31	0	6	25	6	9	194	11.4
Jalen Dupree	18	18	450	25.0	68	142	.479	3	13	.231	46	55	.836	49	90	139	7.7	42	1	10	19	18	6	185	10.3
Deandre Thomas	12	10	323	26.9	23	69	.333	9	34	.265	24	32	.750	11	17	28	2.3	16	0	7	9	1	16	79	6.6
Logan Dye	15	0	207	13.8	30	65	.462	1	4	.250	10	15	.667	12	29	41	2.7	35	0	4	12	7	2	71	4.7
Donte Tatum	16	6	300	18.8	25	78	.321	7	23	.304	11	16	.688	13	36	49	3.1	26	0	8	16	2	10	68	4.3
J.P. Robinson	17	2	240	14.1	16	45	.356	4	17	.235	16	17	.941	5	15	20	1.2	12	0	17	18	0	11	52	3.1
Logan Padgett	18	4	335	18.6	14	39	.359	7	26	.269	8	12	.667	11	45	56	3.1	23	0	6	13	5	6	43	2.4
Bryan Smith	1	0	2	2.0	0	0	.000	0	0	.000	0	0	.000	0	0	0	0.0	0	0	0	0	0	0	0	0.0
TEAM														25	22	47	2.6	0			1			0	
Total	18				439	1067	.411	111	353	.314	290	370	.784	187	443	630	35.0	273	4	183	271	65	118	1279	71.1
Opponents	18				573	1191	.481	221	558	.396	163	236	.691	209	481	690	38.3	337	-	356	237	70	139	1530	85.0



CHATTANOOGA



STEFAN KENIĆ
Senior • Forward
7.2 ppg, 2.6 rpg in 2019-20



HEAD COACH LAMONT PARIS

Alma mater: Wooster, 1996
Hometown: Findlay, Ohio
Career record (years): 42-56 (3)
School record (years): Same
SoCon record (years): 20-34 (3)
SoCon Championship record (appearances): 2-3 (3)
NCAA appearances: 0

Assistant coaches

Tanner Bronson 4th season (Wisconsin, 2008)
David McKinley 2nd season (Ohio, 2013)
Eddie Shannon 2nd season (Florida, 2000)

CHATTANOOGA MOCS

Basic information

Location: Chattanooga, Tenn.
Founded: 1886
Enrollment: 11,728
Nickname: Mocs
Colors: Navy, Old Gold and Silver
Chancellor: Dr. Steve Angle
Athletics director: Mark Wharton

Team information

2019-20 record: 20-13
SoCon record: 10-8 (t-5th)
Home: 10-4
Away: 7-8
Neutral: 3-1
Letterwinners returning/lost: 8/6
Starters returning/lost: 1/4
Arena: The McKenzie Arena (10,995)
Arena record: 430-130 (.768)

SoCon regular-season titles (19)

1981, 1982, 1983, 1985, 1986, 1989, 1991, 1992, 1993, 1994, 1995 (S), 1997 (S), 1998 (S), 2002 (S), 2005 (N), 2008 (N), 2009 (N), 2011 (N), 2016

SoCon Championship titles (11)

1981, 1982, 1983, 1988, 1993, 1994, 1995, 1997, 2005, 2009, 2016

NCAA appearances (11)

1981, 1982, 1983, 1988, 1993, 1994, 1995, 1997, 2005, 2009, 2016

Media relations

Jim Horten
james-horten@utc.edu
Office: 423-425-2350
Cell: 423-645-8733
Press row: 423-756-5476
GoMocs.com



Jim Horten

PARIS YEAR-BY-YEAR

Year	School	Record	Pct.	SoCon	Pct.
2017-18	Chattanooga	10-23	.303	3-15	.167
2018-19	Chattanooga	12-20	.375	7-11	.389
2019-20	Chattanooga	20-13	.606	10-8	.556
Career (3)		42-56	.429	20-34	.370



2020-21 SCHEDULE

Date	Opponent	Time (ET)
November		
25	LANDER	2 p.m.
28	NORTHERN KENTUCKY	2 p.m.
30	at Tennessee Tech	7 p.m.
December		
6	at Middle Tennessee	3 p.m.
9	at Bellarmine	7 p.m.
16	UNC ASHEVILLE	7 p.m.
19	at UAB	3 p.m.
22	at Tennessee State	7 p.m.
30	*FURMAN	1 p.m.
January		
2	*at VMI	1 p.m.
6	*SAMFORD	7 p.m.
9	*at The Citadel	TBA
13	*MERCER	7 p.m.
16	*WOFFORD	5 p.m.
20	*at Samford	8 p.m.
23	*UNCG	2 p.m.
27	*at ETSU	TBA
30	*at Furman#	TBA
February		
3	*at Western Carolina	TBA
6	*ETSU	2 p.m.
10	*at Wofford	7 p.m.
13	*THE CITADEL	2 p.m.
17	*WESTERN CAROLINA	7 p.m.
21	*at UNCG	TBA
24	*at Mercer	TBA
27	*VMI	7 p.m.
March		
5-8	at SoCon Championship (Asheville, N.C.)	

* - Southern Conference game
- Bon Secours Wellness Arena (Greenville, S.C.)

2020-21 MOCS ROSTER

No.	Name	Pos.	Ht.	Wt.	Class	Hometown/Last school
0	A.J. Caldwell	G	6-5	200	R-Jr.	Sarasota, Fla./South Alabama
2	Jamaal Walker	G	6-5	185	R-Fr.	Chattanooga, Tenn./East Hamilton
3	David Jean-Baptiste	G	6-1	193	R-Sr.	Miami, Fla./Norland
10	Alex Tostado	G	6-3	180	R-Jr.	Guadalajara, Mexico/Maryland
11	Mark Tikhonenko	F	6-9	238	Jr.	Moscow, Russia/Sam Houston
12	Ashton Smith	G	5-8	163	So.	Memphis, Tenn./Southwind
13	Malachi Smith	G	6-4	205	So.	Bellefonte, Pa./Wright State
14	Grant Ledford	G/F	6-5	208	So.	Knoxville, Tenn./Grace Christian
21	Josh Ayeni	F	6-7	209	Gr.	Zaria, Nigeria/South Alabama
23	Trey Doomes	G	6-3	171	Jr.	Acworth, Ga./West Virginia
24	Prosper Obidiebube	F	6-8	208	So.	Lagos, Nigeria/Aspire
25	Jaden Frazier	F	6-9	215	R-Fr.	Pulaski, Va./Blue Ridge
33	Stefan Kenić	F	6-9	223	Sr.	Belgrade, Serbia/Cleveland State
*	Darius Banks	G	6-6	218	Sr.	St. Petersburg, Fla./James Madison
*	KC Hankton	F	6-7	217	Jr.	Charlotte, N.C./St. Louis

* - will sit out the 2020-21 season following transfer from another Division I program.



2019-20 RESULTS

(20-13 overall, 10-8 SoCon; t-5th)

Date	Opponent	Result	Score
Nov. 5	at Eastern Kentucky	L	68-79
Nov. 9	TENNESSEE STATE	W	59-57
Nov. 12	at Troy	W	74-68
Nov. 15	SOUTH ALABAMA	W	90-72
Nov. 20	at Florida State-#	L	53-89
Nov. 25	at Tennessee-#	L	46-58
Nov. 29	vs. Alabama State-^	W	74-56
Nov. 30	vs. Jacksonville State-^	W	63-60
Dec. 3	*at Western Carolina	L	77-87
Dec. 8	TENNESSEE WESLEYAN	W	99-51
Dec. 11	at Virginia Tech	L	58-63
Dec. 15	TROY	WOT	84-80
Dec. 21	at UNC Asheville	W	68-64
Dec. 29	CUMBERLAND	W	72-42
Jan. 4	*at Mercer	W	70-61
Jan. 8	*FURMAN	L	66-73
Jan. 11	*SAMFORD	W	105-67
Jan. 15	*WOFFORD	W	72-59
Jan. 18	*at UNCG	L	52-72
Jan. 22	*THE CITADEL	W	92-69
Jan. 25	*at ETSU	L	64-75
Jan. 29	*at Samford	W	92-84
Feb. 1	*WESTERN CAROLINA	L	61-64
Feb. 5	*ETSU	L	64-80
Feb. 8	*at Wofford	W	84-77
Feb. 12	*VMI	W	86-67
Feb. 15	*at Furman	L	53-58
Feb. 19	*at The Citadel	W	91-68
Feb. 22	*MERCER	L	80-85
Feb. 26	*at VMI	W	71-64
Feb. 29	*UNCG	W	74-72
March 7	vs. UNCG-(SC)	W	78-68
March 8	vs. Wofford-(SC)	L	70-72

* - Southern Conference game
 # - Emerald Coast Classic (campus sites)
 ^ - Emerald Coast Classic (Niceville, Fla.)
 (SC) - Southern Conference Championship (Asheville, N.C.)



DAVID JEAN-BAPTISTE

Redshirt senior • Guard

12.6 ppg, 2.4 apg in 2019-20

2019-20 STATISTICS

Overall statistics

Player	GP	GS	Min	Avg	FG	FGA	Pct	3FG	3FGA	Pct	FT	FTA	Pct	R-Off	R-Def	Reb	Avg	PF	FO	A	TO	Blk	Stl	Pts	Avg
Matt Ryan	33	33	1010	30.6	166	392	.423	88	245	.359	87	99	.879	21	142	163	4.9	76	3	62	60	3	14	507	15.4
Ramon Vila	33	33	833	25.2	190	308	.617	1	5	.200	60	96	.625	79	111	190	5.8	65	2	42	33	12	20	441	13.4
David Jean-Baptiste	33	33	1000	30.3	154	363	.424	54	153	.353	55	70	.786	19	109	128	3.9	43	0	80	71	2	31	417	12.6
Stefan Kenić	27	2	418	15.5	60	131	.458	22	55	.400	52	64	.813	19	51	70	2.6	49	0	23	30	3	9	194	7.2
Rod Johnson	31	30	643	20.7	66	165	.400	20	70	.286	46	73	.630	27	111	138	4.5	53	1	42	46	11	11	198	6.4
Maurice Commander	32	32	933	29.2	70	200	.350	33	103	.320	24	31	.774	7	62	69	2.2	58	0	82	44	0	21	197	6.2
A.J. Caldwell	33	2	690	20.9	56	122	.459	29	72	.403	9	18	.500	19	93	112	3.4	54	1	53	24	6	22	150	4.5
Jonathan Scott	33	0	482	14.6	38	86	.442	28	60	.467	23	33	.697	16	41	57	1.7	48	1	27	29	0	3	127	3.8
Trey Doomes	29	0	277	9.6	38	70	.543	0	3	.000	26	47	.553	22	57	79	2.7	23	0	31	20	4	15	102	3.5
Justin Brown	21	0	139	6.6	14	26	.538	0	0	.000	4	7	.571	12	23	35	1.7	16	0	7	7	8	6	32	1.5
Grant Ledford	21	0	109	5.2	9	22	.409	4	12	.333	3	5	.600	8	8	16	0.8	9	0	3	13	0	3	25	1.2
Prosper Obidiebube	11	0	42	3.8	4	14	.286	0	3	.000	3	6	.500	6	6	12	1.1	7	0	0	5	0	2	11	1.0
Ashton Smith	8	0	38	4.8	2	6	.333	2	5	.400	1	3	.333	0	1	1	0.1	3	0	2	1	0	0	7	0.9
Alex Tostado	5	0	11	2.2	1	2	.500	0	1	.000	0	0	.000	0	0	0	0.0	2	0	2	2	0	1	2	0.4
TEAM														46	46	92	2.8	0			10			0	
Total	33				868	1907	.455	281	787	.357	393	552	.712	301	861	1162	35.2	506	8	456	395	49	158	2410	73.0
Opponents	33				845	1893	.446	218	693	.315	353	507	.696	266	821	1087	32.9	554	-	387	390	103	185	2261	68.5

Conference-only statistics

Player	GP	GS	Min	Avg	FG	FGA	Pct	3FG	3FGA	Pct	FT	FTA	Pct	R-Off	R-Def	Reb	Avg	PF	FO	A	TO	Blk	Stl	Pts	Avg
Matt Ryan	18	18	557	30.9	101	222	.455	51	136	.375	54	58	.931	10	86	96	5.3	47	2	33	34	2	5	307	17.1
Ramon Vila	18	18	466	25.9	113	180	.628	0	4	.000	40	57	.702	41	55	96	5.3	34	0	22	14	6	12	266	14.8
David Jean-Baptiste	18	18	537	29.8	84	196	.429	30	84	.357	27	36	.750	6	60	66	3.7	23	0	51	40	1	21	225	12.5
Stefan Kenić	18	2	275	15.3	38	79	.481	17	43	.395	30	37	.811	10	32	42	2.3	33	0	14	22	3	6	123	6.8
Rod Johnson	16	15	335	20.9	36	80	.450	12	32	.375	23	35	.657	14	55	69	4.3	23	0	12	24	5	10	107	6.7
Maurice Commander	17	17	524	30.8	35	110	.318	20	62	.323	15	20	.750	4	32	36	2.1	29	0	48	20	0	9	105	6.2
A.J. Caldwell	18	2	403	22.4	35	74	.473	17	42	.405	4	10	.400	14	61	75	4.2	35	1	36	16	4	12	91	5.1
Trey Doomes	16	0	145	9.1	20	36	.556	0	1	.000	19	34	.559	12	34	46	2.9	13	0	16	5	1	5	59	3.7
Jonathan Scott	18	0	238	13.2	11	34	.324	9	25	.360	14	20	.700	10	19	29	1.6	27	1	14	11	0	1	45	2.5
Grant Ledford	14	0	52	3.7	5	11	.455	3	7	.429	2	2	1.000	3	3	6	0.4	2	0	1	4	0	1	15	1.1
Prosper Obidiebube	4	0	8	2.0	2	5	.400	0	2	.000	0	0	.000	2	1	3	0.8	2	0	0	1	0	0	4	1.0
Alex Tostado	3	0	7	2.3	1	2	.500	0	1	.000	0	0	.000	0	0	0	0.0	1	0	2	1	0	1	2	0.7
Justin Brown	10	0	44	4.4	1	2	.500	0	0	.000	2	4	.500	0	7	7	0.7	4	0	2	3	5	3	4	0.4
Ashton Smith	4	0	9	2.3	0	1	.000	0	1	.000	1	2	.500	0	0	0	0.0	2	0	1	1	0	0	1	0.3
TEAM														20	26	46	2.6	0			7			0	
Total	18				482	1032	.467	159	440	.361	231	315	.733	146	471	617	34.3	275	4	252	203	27	86	1354	75.2
Opponents	18				482	1053	.458	123	407	.302	195	269	.725	139	441	580	32.2	304	-	218	189	44	94	1282	71.2



MYLES LEWIS

Senior • Guard

7.6 ppg, 3.6 rpg in 2019-20



HEAD COACH DAN EARL

Alma mater: Penn State, 1997
Hometown: Medford Lakes, N.J.
Career record (years): 44-111 (5)
School record (years): Same
SoCon record (years): 18-72 (5)
SoCon Championship record (appearances): 2-5 (5)
NCAA appearances: 0

Assistant coaches

Austin Kenon: 4th season (VMI, 2011)
Ander Galfsky: 2nd season (Birmingham-Southern, 2015)
Logan Dahms: 1st season (Covenant, 2011)

VMI KEYDETS

Basic information

Location: Lexington, Va.
Founded: 1839
Enrollment: 1,700
Nickname: Keydets
Colors: Red, Yellow and White
Superintendent (interim): Maj. Gen. Cedric T. Wins
Athletics director: Dr. Dave Diles

Team information

2019-20 record: 9-24
SoCon record: 3-15 (9th)
Home: 5-10
Away: 2-12
Neutral: 2-2
Letterwinners returning/lost: 8/5
Starters returning/lost: 3/2
Arena: Cameron Hall (5,000)
Arena record: 290-235 (.552)

SoCon regular-season titles (2)
1976, 1977

SoCon Championship titles (3)
1964, 1976, 1977

NCAA appearances (3)
1964, 1976, 1977

Media relations

Wade Branner
brannerwh@vmi.edu
Office: 540-464-7253
Cell: 540-319-1271
Press row: 540-463-6725
VMIKeydets.com



Wade Branner

EARL YEAR-BY-YEAR

Table with columns: Year, School, Record, Pct., SoCon, Pct.
2015-16 VMI 9-21 .300 4-14 .222
2016-17 VMI 6-24 .200 3-15 .167
2017-18 VMI 9-21 .300 4-14 .222
2018-19 VMI 11-21 .344 4-14 .222
2019-20 VMI 9-24 .273 3-15 .167
Career (5) 44-111 .284 18-72 .200



2020-21 SCHEDULE

Table with columns: Date, Opponent, Time (ET)
November: ST. ANDREWS (7 p.m.), at Penn State (1 p.m.)
December: at Virginia Tech (8 p.m.), REGENT^ (7 p.m.), *MERCER (7 p.m.), HAMPTON^ (1 p.m.), CAMPBELLSVILLE HARRODSBURG (7 p.m.), at Gardner-Webb (2 p.m.), at Wake Forest (7 p.m.), *at Samford (8 p.m.)
January: *CHATTANOOGA (1 p.m.), *at ETSU (TBA), *at Furman (TBA), *WOFFORD (7 p.m.), *THE CITADEL (1 p.m.), *FURMAN (7 p.m.), *at Mercer (TBA), *WESTERN CAROLINA (7 p.m.), *at UNCG (TBA)
February: *at Wofford (7 p.m.), *at Western Carolina (TBA), *SAMFORD (1 p.m.), *UNCG (7 p.m.), *at The Citadel (TBA), *ETSU (7 p.m.), *at Chattanooga (7 p.m.)

March
5-8 at SoCon Championship (Asheville, N.C.)

* - Southern Conference game
^ - Keydet Classic

2020-21 KEYDETS ROSTER

Table with columns: No., Name, Pos., Ht., Wt., Class, Hometown/Last school
0 Louis Tang (G, 6-4, 195, So., Kaohsiung, Taiwan/St. Mary's Ryken)
1 Tragen Fahl (F, 6-8, 195, Sr., Virginia Beach, Va./Atlantic Shores Christian)
2 Trey Bonham (G, 6-0, 170, Fr., Mobile, Ala./UMS-Wright)
5 Greg Parham (G, 6-4, 176, Sr., Richmond, Va./Monacan)
10 Kamdyn Curfman (G, 6-1, 186, So., North Bethesda, Md./Georgetown Prep)
11 Devin Butler (G, 6-2, 195, Fr., Ridgeland, S.C./Ridgeland-Hardeeville)
12 Ta'Vonne Bond (G, 6-0, 177, Sr., Columbia, S.C./Irmo)
14 Sam Wolfe (F, 6-8, 214, So., Charlotte, N.C./United Faith)
15 Myles Lewis (G, 6-5, 186, Sr., Ashburn, Va./Victory Rock Prep)
21 Connor Arnold (F, 6-7, 206, Jr., Knoxville, Tenn./Beckley Prep)
24 Tanner Mans (G, 6-6, 187, Fr., Wichita, Kan./Bishop Carroll)
30 Sean Conway (G, 6-5, 215, So., Fairfield, Conn./Cushing Academy)
32 Caleb Moss (F, 6-7, 200, Fr., Dillwyn, Va./Fork Union Military Academy)
34 Jake Stephens (C, 6-10, 266, Jr., Bunker Hill, W.Va./Musselman)
42 DJ Nussbaum (C, 6-9, 230, Fr., Houston, Texas/Episcopal)



2019-20 RESULTS

(9-24 overall, 3-15 SoCon; 9th)

Date	Opponent	Result	Score
Nov. 5	at East Carolina	L	68-80
Nov. 8	MARIST	L	56-58
Nov. 11	PRESBYTERIAN	LOT	77-80
Nov. 14	at Arkansas State-#	L	56-71
Nov. 15	vs. Idaho-^	L	67-68
Nov. 17	vs. UC Davis-^	WO2	89-84
Nov. 20	CHRISTENDOM-#	W	96-20
Nov. 24	*at UNCG	L	63-74
Nov. 26	GOUCHER	W	98-32
Dec. 4	at Duquesne	L	58-71
Dec. 7	STETSON	W	88-61
Dec. 11	FERRUM	W	78-60
Dec. 21	at Virginia Tech	L	55-64
Dec. 29	at USC Upstate	L	82-91
Jan. 1	*FURMAN	L	73-89
Jan. 4	*SAMFORD	L	75-78
Jan. 8	*WESTERN CAROLINA	L	85-97
Jan. 11	*at ETSU	L	55-61
Jan. 15	*at Mercer	L	62-73
Jan. 18	*THE CITADEL	W	88-79
Jan. 22	*at Wofford	L	54-66
Jan. 25	*MERCER	L	66-69
Jan. 29	*at Furman	LOT	72-74
Feb. 5	*WOFFORD	L	73-79
Feb. 8	*at The Citadel	W	75-64
Feb. 12	*at Chattanooga	L	67-86
Feb. 15	*ETSU	L	67-72
Feb. 19	*at Western Carolina	W	74-71
Feb. 22	*UNCG	L	68-71
Feb. 26	*CHATTANOOGA	L	64-71
Feb. 29	*at Samford	L	78-84
March 6	vs. Samford-(SC)	W	96-78
March 7	vs. ETSU-(SC)	L	57-70



GREG PARHAM

Senior • Guard

9.4 ppg, 2.8 apg in 2019-20

* - Southern Conference game
 # - Red Wolves Classic (campus sites)
 ^ - Red Wolves Classic (Jonesboro, Ark.)
 (SC) - Southern Conference Championship (Asheville, N.C.)

2019-20 STATISTICS

Overall statistics

Player	GP	GS	Min	Avg	FG	FGA	Pct	3FG	3FGA	Pct	FT	FTA	Pct	R-Off	R-Def	Reb	Avg	PF	FO	A	TO	Blk	Stl	Pts	Avg
Travis Eevee	33	22	955	28.9	143	324	.441	77	213	.362	53	66	.803	11	65	76	2.3	68	0	78	62	3	47	416	12.6
Kamdyn Curfman	33	32	988	29.9	114	294	.388	84	221	.380	18	25	.720	13	65	78	2.4	57	0	54	40	0	26	330	10.0
Garrett Gilkeson	33	33	1065	32.3	103	289	.356	46	146	.315	76	98	.776	43	146	189	5.7	78	1	111	41	10	45	328	9.9
Greg Parham	32	13	757	23.7	114	266	.429	45	119	.378	27	37	.730	14	69	83	2.6	48	0	90	51	0	23	300	9.4
Myles Lewis	33	31	632	19.2	99	207	.478	0	6	.000	53	87	.609	33	87	120	3.6	61	1	24	59	10	28	251	7.6
Jake Stephens	33	27	634	19.2	81	194	.418	40	121	.331	31	40	.775	39	113	152	4.6	83	2	67	40	34	12	233	7.1
Sean Conway	29	0	465	16.0	58	133	.436	33	86	.384	16	23	.696	23	61	84	2.9	38	0	20	25	5	14	165	5.7
Connor Arnold	6	0	58	9.7	9	14	.643	8	12	.667	2	4	.500	1	7	8	1.3	4	0	0	0	0	2	28	4.7
Louis Tang	33	0	445	13.5	55	126	.437	18	62	.290	17	28	.607	26	59	85	2.6	48	0	23	32	1	16	145	4.4
Tragen Fahl	6	0	42	7.0	10	13	.769	1	1	1.000	0	0	.000	3	9	12	2.0	4	0	2	4	3	0	21	3.5
Tyler Creammer	33	6	445	13.5	42	85	.494	2	11	.182	24	40	.600	57	96	153	4.6	66	1	36	33	9	3	110	3.3
Jordan Richeson	5	0	33	6.6	4	10	.400	2	6	.333	0	0	.000	1	1	2	0.4	3	0	5	2	0	1	10	2.0
Will Miller	28	1	173	6.2	20	35	.571	3	7	.429	0	0	.000	10	13	23	0.8	32	1	16	13	8	5	43	1.5
Sam Wolfe	1	0	8	8.0	0	1	.000	0	1	.000	0	0	.000	0	2	2	2.0	1	0	2	1	0	0	0	0.0
TEAM														64	52	116	3.5	0			14			0	
Total	33				852	1991	.428	359	1012	.355	317	448	.708	338	845	1183	35.8	591	6	528	417	83	222	2380	72.1
Opponents	33				801	1855	.432	237	740	.320	507	703	.721	324	870	1194	36.2	494	-	434	428	93	189	2346	71.1

Conference-only statistics

Player	GP	GS	Min	Avg	FG	FGA	Pct	3FG	3FGA	Pct	FT	FTA	Pct	R-Off	R-Def	Reb	Avg	PF	FO	A	TO	Blk	Stl	Pts	Avg
Travis Eevee	18	17	551	30.6	74	187	.396	34	118	.288	34	43	.791	7	35	42	2.3	41	0	41	44	2	25	216	12.0
Garrett Gilkeson	18	18	604	33.6	63	171	.368	28	85	.329	48	62	.774	23	82	105	5.8	50	1	58	25	7	19	202	11.2
Connor Arnold	1	0	9	9.0	3	4	.750	3	4	.750	2	2	1.000	1	1	2	2.0	2	0	0	0	0	0	11	11.0
Greg Parham	18	3	458	25.4	74	162	.457	27	67	.403	15	21	.714	3	49	52	2.9	32	0	62	36	0	14	190	10.6
Kamdyn Curfman	18	17	545	30.3	56	156	.359	36	111	.324	4	8	.500	5	41	46	2.6	36	0	23	20	0	8	152	8.4
Jake Stephens	18	16	356	19.8	48	117	.410	24	74	.324	17	22	.773	21	62	83	4.6	50	2	39	21	18	6	137	7.6
Myles Lewis	18	16	314	17.4	50	100	.500	0	1	.000	17	33	.515	22	44	66	3.7	38	1	11	30	4	10	117	6.5
Sean Conway	18	0	271	15.1	31	75	.413	18	49	.367	15	19	.789	15	29	44	2.4	33	0	11	11	4	8	95	5.3
Louis Tang	18	0	205	11.4	23	65	.354	7	30	.233	10	18	.556	13	25	38	2.1	22	0	10	17	0	6	63	3.5
Tyler Creammer	18	2	232	12.9	24	42	.571	2	6	.333	7	12	.583	26	51	77	4.3	39	0	14	16	1	3	57	3.2
Tragen Fahl	1	0	2	2.0	1	1	1.000	0	0	.000	0	0	.000	0	0	0	0.0	0	0	0	0	0	0	2	2.0
Will Miller	14	1	78	5.6	8	14	.571	1	3	.333	0	0	.000	5	2	7	0.5	16	1	7	5	4	2	17	1.2
TEAM														38	37	75	4.2	0			6			0	
Total	18				455	1094	.416	180	548	.328	169	240	.704	179	458	637	35.4	359	5	276	231	40	101	1259	69.9
Opponents	18				443	1021	.434	139	435	.320	333	450	.740	182	496	678	37.7	279	-	231	214	44	100	1358	75.4



WESTERN CAROLINA



MATT HALVORSEN

Senior • Guard

9.5 ppg, 2.5 rpg in 2019-20



HEAD COACH MARK PROSSER

Alma mater: Marist, 2002
Hometown: Wheeling, W.Va.
Career record (years): 31-60 (3)
School record (years): 26-37 (2)
SoCon record (years): 14-22 (2)
SoCon Championship record (appearances): 1-2 (2)
NCAA appearances: 0

Assistant coaches

Tony Rack 3rd season (Northern Kentucky, 2012)
 Ben Betts 1st season (Roanoke, 1990)
 Brett Ferguson 3rd season (Michigan State, 2011)

WESTERN CAROLINA CATAMOUNTS

Basic information

Location: Cullowhee, N.C.
 Founded: 1889
 Enrollment: 12,167
 Nickname: Catamounts
 Colors: Purple and Gold
 Chancellor: Dr. Kelli R. Brown
 Athletics director: Alex Gary

Team information

2019-20 record: 19-12
 SoCon record: 10-8 (t-5th)
 Home: 10-4
 Away: 8-7
 Neutral: 1-1
 Letterwinners returning/lost: 9/6
 Starters returning/lost: 3/2
 Arena: Ramsey Center (7,826)
 Arena record: 260-170 (.605)

SoCon regular-season titles (2)

2009 (N), 2011 (N)

SoCon Championship titles (1)

1996

NCAA appearances (1)

1996

Media relations

Steven Grandy
 sgrandy@email.wcu.edu
 Office: 828-227-2655
 Cell: 919-810-3550
 Press row: 828-227-2129
 CatamountSports.com



Steven Grandy

PROSSER YEAR-BY-YEAR

Year	School	Record	Pct.	SoCon	Pct.
2011-12	Brevard	5-23	.179	-	-
Brevard (1)		5-23	.179	-	-

2018-19	Western Carolina	7-25	.219	4-14	.222
2019-20	Western Carolina	19-12	.613	10-8	.556
Western Carolina (2)		26-37	.413	14-22	.389

Career (3)		31-60	.341	14-22	.389
-------------------	--	--------------	-------------	--------------	-------------



2020-21 SCHEDULE

Date	Opponent	Time (ET)
November		
25	vs. UNCW [^]	4 p.m.
27	vs. Troy#	1 p.m.
28	at UNC Asheville#	4 p.m.
30	PIEDMONT	11 a.m.

December		
6	TENNESSEE TECH	12 p.m.
12	at North Carolina A&T	4 p.m.
15	at VCU	7 p.m.
18	at College of Charleston	7 p.m.
30	*at ETSU	TBA

January		
2	*THE CITADEL	TBA
6	*FURMAN	TBA
9	*at Samford	3 p.m.
13	*UNCG	TBA
16	*at Mercer	TBA
20	*ETSU	TBA
23	*at Wofford	7 p.m.
27	*at VMI	7 p.m.
30	*SAMFORD	TBA

February		
3	*CHATTANOOGA	TBA
6	*at The Citadel	TBA
10	*VMI	TBA
13	*at Furman\$	TBA
17	*at Chattanooga	7 p.m.
20	*WOFFORD	TBA
24	*at UNCG	TBA
27	*MERCER	TBA

March		
5-8	at SoCon Championship (Asheville, N.C.)	

* - Southern Conference game

[^] - Asheville, N.C.

- Mako Medical Asheville Classic (Asheville, N.C.)

\$ - Bon Secours Wellness Arena (Greenville, S.C.)

2020-21 CATAMOUNTS ROSTER

No.	Name	Pos.	Ht.	Wt.	Class	Hometown/Last school
0	Sin'Cere McMahon	G	6-1	167	Fr.	Indianapolis, Ind./Crispus Attucks
1	Travion McCray	G	6-1	187	So.	Timmonsville, S.C./Village Christian
2	Matt Halvorsen	G	6-1	183	Sr.	Kingsport, Tenn./Christ School (N.C.)
3	Kennedy Miles	G	6-1	165	Fr.	Burlington, N.C./Walter M. Williams
4	Tyler Harris	G/F	6-7	195	So.	Charlotte, N.C./Independence
5	Josh Massey	G	6-6	195	Fr.	Monroe, N.C./United Faith Christian Academy
10	Douglas Elks	G/F	6-5	200	R-Jr.	Raleigh, N.C./Roanoke College
11	Mason Faulkner	G	6-1	190	R-Sr.	Glasgow, Ky./Northern Kentucky
12	Cory Hightower*	F	6-7	222	Jr.	Flint, Michigan/Presbyterian
13	Xavier Cork	F	6-9	235	So.	Sulphur Springs, Texas/Sulphur Springs
14	Kameron Gibson	G	6-3	192	Jr.	Cincinnati, Ohio/Walnut Hills
20	Daniel Ransom	F	6-5	214	Fr.	Charlotte, N.C./Vance
21	Marcus Thomas	G	6-3	185	Sr.	Mint Hill, N.C./Moravian Prep
22	Brad Halvorsen	G	6-0	160	Fr.	Kingsport, Tenn./Christ School (N.C.)
24	Tyler McGhie	G	6-5	188	Fr.	Denton, Texas/Guyer
25	Ahmir Langlais	F	6-7	218	R-Fr.	Atlanta, Ga./Holy Spirit Prep

* - will sit out the 2020-21 season following transfer from another Division I program.

CATAMOUNTS



2019-20 RESULTS

(19-12 overall, 10-8 SoCon; t-5th)

Date	Opponent	Result	Score
Nov. 5	at Georgia	L	72-91
Nov. 9	GARDNER-WEBB	W	71-59
Nov. 12	NORTH CAROLINA A&T	W	90-64
Nov. 15	at Florida State	L	74-79
Nov. 21	at Jacksonville	WO2	96-94
Nov. 24	at Stetson	W	70-64
Nov. 27	BRYAN	W	78-54
Dec. 3	*CHATTANOOGA	W	87-77
Dec. 7	UNC ASHEVILLE	W	78-77
Dec. 18	at Xavier	L	61-74
Dec. 21	at Tennessee Tech	W	89-76
Dec. 28	PIEDMONT	W	108-47
Jan. 4	*at The Citadel	W	86-82
Jan. 8	*at VMI	W	97-85
Jan. 11	*MERCER	W	79-71
Jan. 15	*at Furman	L	79-83
Jan. 18	*ETSU	L	66-85
Jan. 22	*at Mercer	L	79-85
Jan. 25	*WOFFORD	W	81-72
Jan. 29	*UNCG	L	58-72
Feb. 1	*at Chattanooga	W	64-61
Feb. 5	*at Samford	W	78-70
Feb. 8	*FURMAN	L	73-82
Feb. 12	*at UNCG	L	62-82
Feb. 15	*at Wofford	W	80-74
Feb. 19	*VMI	L	71-74
Feb. 22	*THE CITADEL	W	96-84
Feb. 26	*SAMFORD	W	109-78
Feb. 29	*at ETSU	L	67-68
March 7	vs. Mercer-(SC)	W	70-56
March 8	vs. ETSU-(SC)	L	75-97



MASON FAULKNER

Redshirt senior • Guard
17.7 ppg, 6.0 rpg in 2019-20

* - Southern Conference game
(SC) - Southern Conference Championship (Asheville, N.C.)

2019-20 STATISTICS

Overall statistics

Player	GP	GS	Min	Avg	FG	FGA	Pct	3FG	3FGA	Pct	FT	FTA	Pct	R-Off	R-Def	Reb	Avg	PF	FO	A	TO	Blk	Stl	Pts	Avg
Mason Faulkner	31	30	1042	33.6	163	405	.402	62	198	.313	162	207	.783	24	161	185	6.0	71	2	188	103	3	37	550	17.7
Carlos Dotson	30	29	815	27.2	180	295	.610	0	0	.000	106	185	.573	84	207	291	9.7	85	6	57	82	5	18	466	15.5
Onno Steger	31	31	939	30.3	125	287	.436	80	187	.428	68	84	.810	44	101	145	4.7	71	1	42	57	7	20	398	12.8
Matt Halvorsen	31	30	1007	32.5	91	222	.410	78	194	.402	36	43	.837	5	72	77	2.5	53	0	45	25	2	30	296	9.5
Kameron Gibson	17	17	409	24.1	53	127	.417	28	80	.350	12	13	.923	6	32	38	2.2	38	2	18	19	1	5	146	8.6
Travion McCray	31	7	645	20.8	46	123	.374	25	74	.338	29	42	.690	5	70	75	2.4	61	1	55	48	2	27	146	4.7
Tyler Harris	31	6	514	16.6	52	110	.473	8	29	.276	22	27	.815	21	61	82	2.6	42	1	20	28	14	12	134	4.3
Marcus Thomas	23	0	270	11.7	40	78	.513	11	27	.407	8	13	.615	13	33	46	2.0	29	2	11	23	3	8	99	4.3
Xavier Cork	31	2	358	11.5	55	79	.696	0	1	.000	18	37	.486	39	47	86	2.8	52	1	8	33	18	4	128	4.1
Adam Sledd	16	1	72	4.5	15	25	.600	1	2	.500	2	2	1.000	9	6	15	0.9	7	0	0	0	0	2	33	2.1
D.J. Myers	11	0	33	3.0	7	9	.778	0	1	.000	3	4	.750	8	5	13	1.2	5	0	1	2	1	1	17	1.5
Douglas Elks	17	1	113	6.6	6	18	.333	5	15	.333	2	2	1.000	1	12	13	0.8	14	0	5	6	0	1	19	1.1
Jason McMillan	9	1	22	2.4	3	10	.300	3	9	.333	0	0	.000	0	1	1	0.1	3	0	1	1	0	0	9	1.0
Malik McCrimmon	8	0	11	1.4	1	2	.500	1	1	1.000	0	0	.000	0	2	2	0.3	1	0	2	1	0	0	3	0.4
TEAM														43	53	96	3.2	0			17			0	
Total	31				837	1790	.468	302	818	.369	468	659	.710	302	863	1165	37.6	532	16	453	445	56	165	2444	78.8
Opponents	31				828	1906	.434	243	781	.311	418	581	.719	289	741	1030	33.2	615	-	377	387	109	206	2317	74.7

Conference-only statistics

Player	GP	GS	Min	Avg	FG	FGA	Pct	3FG	3FGA	Pct	FT	FTA	Pct	R-Off	R-Def	Reb	Avg	PF	FO	A	TO	Blk	Stl	Pts	Avg
Carlos Dotson	17	16	497	29.2	116	184	.630	0	0	.000	66	112	.589	53	133	186	10.9	44	1	38	49	3	10	298	17.5
Mason Faulkner	18	17	597	33.2	92	246	.374	36	119	.303	90	116	.776	15	95	110	6.1	45	2	107	60	2	17	310	17.2
Onno Steger	18	18	578	32.1	85	180	.472	55	120	.458	41	51	.804	28	54	82	4.6	35	0	25	28	2	9	266	14.8
Matt Halvorsen	18	17	587	32.6	47	120	.392	41	106	.387	26	29	.897	3	48	51	2.8	30	0	26	15	2	13	161	8.9
Travion McCray	18	5	424	23.6	34	82	.415	22	51	.431	21	29	.724	2	53	55	3.1	45	1	40	35	1	18	111	6.2
Kameron Gibson	6	6	127	21.2	11	32	.344	6	18	.333	4	4	1.000	3	7	10	1.7	14	1	5	5	0	0	32	5.3
Tyler Harris	18	6	331	18.4	33	73	.452	3	19	.158	16	19	.842	11	36	47	2.6	31	1	12	15	9	7	85	4.7
Xavier Cork	18	2	187	10.4	34	46	.739	0	0	.000	11	20	.550	23	29	52	2.9	31	1	4	22	8	4	79	4.4
Jason McMillan	2	1	6	3.0	2	3	.667	2	3	.667	0	0	.000	0	1	1	0.5	1	0	0	0	0	0	6	3.0
Marcus Thomas	13	0	136	10.5	13	34	.382	2	10	.200	5	8	.625	5	14	19	1.5	13	1	6	10	2	3	33	2.5
Adam Sledd	7	1	32	4.6	6	14	.429	1	2	.500	0	0	.000	3	3	6	0.9	1	0	0	0	0	1	13	1.9
Douglas Elks	11	1	90	8.2	5	14	.357	4	11	.364	0	0	.000	1	8	9	0.8	11	0	5	3	0	1	14	1.3
D.J. Myers	5	0	6	1.2	2	2	1.000	0	0	.000	0	0	.000	2	0	2	0.4	0	0	0	0	0	0	4	0.8
Malik McCrimmon	2	0	2	1.0	0	1	.000	0	0	.000	0	0	.000	0	2	2	1.0	1	0	0	1	0	0	0	0.0
TEAM														22	32	54	3.0	0			8			0	
Total	18				480	1031	.466	172	459	.375	280	388	.722	171	515	686	38.1	302	8	268	251	29	83	1412	78.4
Opponents	18				490	1137	.431	160	515	.311	245	324	.756	164	430	594	33.0	352	-	230	184	59	115	1385	76.9



WOFFORD

HEAD COACH JAY MCAULEY

Alma mater: Georgia, 2006
Hometown: Marietta, Ga.
Career record (years): 19-16 (1)
School record (years): Same
SoCon record (years): 8-10 (1)
SoCon Championship record (appearances): 3-1 (1)
NCAA appearances: 0

Assistant coaches

Paul Hemrick 2nd season (Georgia, 2009)
 Will Murphy 4th season (Wake Forest, 2013)
 Dwight Perry 2nd season (Kentucky, 2010)



TRAY HOLLOWELL

Senior • Guard

7.7 ppg, 1.9 rpg in 2019-20



WOFFORD TERRIERS

Basic information

Location: Spartanburg, S.C.
Founded: 1854
Enrollment: 1,750
Nickname: Terriers
Colors: Old Gold and Black
President: Dr. Nayef H. Samhat
Athletics director: Richard Johnson

Team information

2019-20 record: 19-16
 SoCon record: 8-10 (7th)
 Home: 10-5
 Away: 6-10
 Neutral: 3-1
 Letterwinners returning/lost: 8/7
 Starters returning/lost: 2/3
 Arena: Richardson Indoor Stadium (3,400)
 Arena record: 37-11 (.771)

SoCon regular-season titles (4)

2010 (S), 2011 (S), 2015, 2019

SoCon Championship titles (5)

2010, 2011, 2014, 2015, 2019

NCAA appearances (5)

2010, 2011, 2014, 2015, 2019

Media relations

Brent Williamson
 williamsondb@wofford.edu
 Office: 864-597-4093
 Cell: 864-809-8900
 Press row: 864-597-4487
 WoffordTerriers.com



Brent Williamson

MCAULEY YEAR-BY-YEAR

Year	School	Record	Pct.	SoCon	Pct.
2019-20	Wofford	19-16	.543	8-10	.444
Career (1)		19-16	.543	8-10	.444



2020-21 TERRIERS ROSTER

No.	Name	Pos.	Ht.	Wt.	Class	Hometown/Last school
1	Keaton Turner	G	6-0	155	Fr.	Hopewell, Va./Dublin Coffman
2	Max Klesmit	G	6-3	180	Fr.	Neenah, Wisc./Neenah
4	Isaiah Bigelow	G	6-7	185	R-So.	Greensboro, N.C./Ben L. Smith
5	Storm Murphy	G	6-0	180	Sr.	Middleton, Wis./Middleton
11	Ryan Larson	G	6-0	175	Jr.	St. Paul, Minn./Cretin-Derham Hall
12	Alex Michael	F	6-6	205	Jr.	Greensboro, N.C./Greensboro Day School
13	Morgan Safford	G	6-4	190	R-Fr.	Columbus, Ohio/Bishop Harley
14	Sam Godwin	F	6-9	210	Fr.	Moore, Okla./Southmoore
20	David Appelgren	C	7-1	238	Jr.	Stockholm, Sweden/Laramie County CC
21	Tray Hollowell	G	6-2	185	Sr.	Hopkinsville, Ky./University Heights Academy
22	Jonathan Steelman	G	6-3	170	So.	Aiken, S.C./North Augusta
23	Nick Pringle	F	6-8	200	Fr.	Seabrook, S.C./Whale Branch
24	Jackson Gore	G	6-3	180	Fr.	Blacksburg, S.C./Blacksburg
25	Messiah Jones	F	6-6	220	R-So.	Chicago, Ill./Simeon
33	B.J. Mack	F/C	6-8	250	So.	Charlotte, N.C./South Florida/ Oak Hill

2020-21 SCHEDULE

Date	Opponent	Time (ET)
November		
25	TOCCOA FALLS	6 p.m.
18	CARVER	2 p.m.
December		
3	NORTH CAROLINA CENTRAL	6 p.m.
6	at Presbyterian	2 p.m.
10	at South Carolina	7 p.m.
15	COASTAL CAROLINA	6 p.m.
21	at Texas A&M	1 p.m.
30	*at Mercer	7 p.m.
January		
2	*SAMFORD	7 p.m.
6	*UNCG	7 p.m.
9	*ETSU	7 p.m.
13	*at VMI	TBA
16	*at Chattanooga	5 p.m.
20	*at UNCG	TBA
23	*WESTERN CAROLINA	7 p.m.
27	*at The Citadel	TBA
30	*MERCER	7 p.m.
February		
3	*VMI	7 p.m.
6	*at Furman#	TBA
10	*CHATTANOOGA	7 p.m.
13	*at ETSU	TBA
17	*THE CITADEL	7 p.m.
20	*at Western Carolina	TBA
24	*at Samford	8 p.m.
27	*FURMAN	7 p.m.
March		
5-8	at SoCon Championship (Asheville, N.C.)	

* - Southern Conference game
 # - Bon Secours Wellness Arena (Greenville, S.C.)

#SoConHoops

TERRIERS



2019-20 RESULTS

(19-16 overall, 8-10 SoCon; 7th)

Date	Opponent	Result	Score
Nov. 5	ERSKINE	W	86-63
Nov. 9	HIGH POINT	W	89-61
Nov. 12	WILLIAM & MARY	L	79-80
Nov. 16	at Butler	L	61-80
Nov. 18	at Missouri	L	56-75
Nov. 21	at South Florida	L	55-69
Nov. 26	at Md. Eastern Shore	W	67-42
Dec. 2	N.C. CENTRAL	W	77-59
Dec. 7	GARDNER-WEBB	W	81-77
Dec. 13	NORTH GREENVILLE	W	112-66
Dec. 15	at North Carolina	W	68-64
Dec. 19	at Duke	L	57-86
Dec. 22	at Kennesaw State	W	83-70
Jan. 1	*at ETSU	L	48-49
Jan. 4	*UNCG	WO2	98-92
Jan. 8	*at Samford	W	67-62
Jan. 11	*THE CITADEL	W	73-71
Jan. 15	*at Chattanooga	L	59-72
Jan. 17	*FURMAN	W	66-52
Jan. 22	*VMI	W	66-54
Jan. 25	*at Western Carolina	L	72-81
Jan. 29	*at The Citadel	W	79-56
Feb. 1	*SAMFORD	W	80-56
Feb. 5	*at VMI	W	79-73
Feb. 8	*CHATTANOOGA	L	77-84
Feb. 12	*MERCER	L	68-70
Feb. 15	*WESTERN CAROLINA	L	74-80
Feb. 19	*at UNCG	LOT	79-83
Feb. 22	*at Furman-&	L	66-67
Feb. 26	*ETSU	L	54-60
Feb. 29	*at Mercer	L	47-59
March 6	vs. The Citadel-(SC)	W	93-76
March 7	vs. Furman-(SC)	W	77-68
March 8	vs. Chattanooga-(SC)	W	72-70
March 9	vs. ETSU-(SC)	L	58-72

* - Southern Conference game
 & - Bon Secours Wellness Arena (Greenville, S.C.)
 (SC) - Southern Conference Championship (Asheville, N.C.)



STORM MURPHY

Senior • Guard

11.9 ppg, 3.6 apg in 2019-20

2019-20 STATISTICS

Overall statistics

Player	GP	GS	Min	Avg	FG	FGA	Pct	3FG	3FGA	Pct	FT	FTA	Pct	R-Off	R-Def	Reb	Avg	PF	FO	A	TO	Blk	Stl	Pts	Avg
Nathan Hoover	35	35	1166	33.3	169	460	.367	83	279	.297	93	100	.930	7	117	124	3.5	44	0	49	47	0	20	514	14.7
Chevez Goodwin	35	35	762	21.8	176	275	.640	0	1	.000	64	125	.512	84	134	218	6.2	100	4	32	55	38	13	416	11.9
Storm Murphy	34	34	1067	31.4	147	318	.462	64	152	.421	45	52	.865	10	80	90	2.6	56	1	121	76	1	25	403	11.9
Tray Hollowell	35	6	674	19.3	90	234	.385	63	174	.362	26	37	.703	8	59	67	1.9	42	0	49	43	2	15	269	7.7
Messiah Jones	35	0	608	17.4	105	150	.700	0	2	.000	48	77	.623	63	78	141	4.0	92	1	27	38	30	20	258	7.4
Trevor Stumpe	35	35	874	25.0	90	205	.439	55	142	.387	16	19	.842	33	92	125	3.6	92	3	56	28	5	34	251	7.2
Isaiah Bigelow	35	0	527	15.1	59	139	.424	38	98	.388	34	41	.829	15	90	105	3.0	58	0	14	23	15	10	190	5.4
Ryan Larson	32	29	680	21.3	36	91	.396	14	48	.292	26	36	.722	5	66	71	2.2	54	1	59	44	0	39	112	3.5
Donovan Theme-Love	33	1	425	12.9	24	60	.400	15	37	.405	5	11	.455	2	49	51	1.5	31	0	47	31	0	14	68	2.1
Zion Richardson	32	0	257	8.0	11	35	.314	4	18	.222	12	19	.632	16	23	39	1.2	22	0	17	19	0	7	38	1.2
Jonathan Steelman	4	0	6	1.5	1	2	.500	0	0	.000	0	0	.000	0	1	1	0.3	0	0	0	0	0	0	2	0.5
David Appलगren	9	0	27	3.0	1	4	.250	0	0	.000	0	1	.000	2	2	4	0.4	2	0	1	3	1	0	2	0.2
Drew Cottrell	2	0	2	1.0	0	0	.000	0	0	.000	0	0	.000	0	0	0	0.0	0	0	0	0	0	0	0	0.0
TEAM														30	34	64	1.8	0			20			0	
Total	35				909	1973	.461	336	951	.353	369	518	.712	275	825	1100	31.4	593	10	472	427	92	197	2523	72.1
Opponents	35				843	1917	.440	276	829	.333	437	610	.716	270	816	1086	31.0	556	-	428	435	86	211	2399	68.5

Conference-only statistics

Player	GP	GS	Min	Avg	FG	FGA	Pct	3FG	3FGA	Pct	FT	FTA	Pct	R-Off	R-Def	Reb	Avg	PF	FO	A	TO	Blk	Stl	Pts	Avg
Nathan Hoover	18	18	625	34.7	100	251	.398	48	150	.320	50	54	.926	2	59	61	3.4	20	0	22	21	0	14	298	16.6
Chevez Goodwin	18	18	404	22.4	101	150	.673	0	1	.000	32	72	.444	39	74	113	6.3	55	3	15	28	14	6	234	13.0
Storm Murphy	18	18	575	31.9	68	161	.422	25	76	.329	16	19	.842	6	51	57	3.2	30	1	75	39	0	14	177	9.8
Messiah Jones	18	0	310	17.2	53	71	.746	0	0	.000	27	40	.675	32	44	76	4.2	45	0	11	26	20	7	133	7.4
Trevor Stumpe	18	18	445	24.7	42	104	.404	23	72	.319	8	9	.889	22	50	72	4.0	47	1	26	17	2	16	115	6.4
Tray Hollowell	18	4	338	18.8	37	114	.325	27	87	.310	11	18	.611	3	28	31	1.7	18	0	25	27	1	6	112	6.2
Isaiah Bigelow	18	0	287	15.9	28	74	.378	16	52	.308	17	21	.810	10	49	59	3.3	34	0	9	11	10	7	89	4.9
Ryan Larson	16	13	307	19.2	14	40	.350	4	19	.211	12	17	.706	1	31	32	2.0	31	1	20	22	0	16	44	2.8
Donovan Theme-Love	18	1	250	13.9	12	38	.316	7	23	.304	4	10	.400	1	33	34	1.9	16	0	23	19	0	11	35	1.9
Zion Richardson	17	0	118	6.9	4	13	.308	1	8	.125	4	6	.667	7	12	19	1.1	9	0	6	9	0	2	13	0.8
David Appलगren	6	0	14	2.3	1	2	.500	0	0	.000	0	1	.000	0	1	1	0.2	1	0	0	2	0	0	2	0.3
Jonathan Steelman	1	0	2	2.0	0	1	.000	0	0	.000	0	0	.000	0	1	1	1.0	0	0	0	0	0	0	0	0.0
TEAM														13	11	24	1.3	0			9			0	
Total	18				460	1019	.451	151	488	.309	181	267	.678	136	444	580	32.2	306	6	232	230	47	99	1252	69.6
Opponents	18				431	1010	.427	146	467	.313	213	303	.703	136	438	574	31.9	287	-	219	227	42	116	1221	67.8

SOCON HOME COURTS

#SoConHoops



THE CITADEL
McAlister Field House (6,000)
 Press row: 843-953-2138



ETSU
Freedom Hall Civic Center (6,149)
 Press row: 423-747-3877



FURMAN
Timmons Arena (3,000)
 Press row: 864-294-3620



MERCER
Hawkins Arena (4,200)
 Press row: 478-733-0638



UNCG
Greensboro Coliseum (7,617/23,000)
 Press row: 336-218-5343



SAMFORD
Pete Hanna Center (5,000)
 Press row: 205-532-3476

SOCON HOME COURTS



CHATTANOOGA
The McKenzie Arena (10,995)
Press row: 423-756-5476



VMI
Cameron Hall (5,000)
Press row: 540-463-6725



WESTERN CAROLINA
Liston B. Ramsey Regional Activity Center (7,826)
Press row: 828-227-2129



WOFFORD
Richardson Indoor Stadium (3,400)
Press row: 864-597-4487



SOCON CHAMPIONSHIP
Harrah's Cherokee Center Asheville (6,300)
Press row: TBD

2019-20 SOUTHERN CONFERENCE STANDINGS

	Conference								Overall						
	W	L	Pct	PF	PA	Home	Away	W	L	Pct	PF	PA	Home	Away	Neutral
ETSU	16	2	.889	72.8	64.3	8-1	8-1	30	4	.882	76.3	63.1	16-1	11-3	3-0
Furman	15	3	.833	75.2	67.3	8-1	7-2	25	7	.781	76.8	66.3	14-1	10-5	1-1
UNC Greensboro	13	5	.722	75.8	68.8	7-2	6-3	23	9	.719	74.1	63.1	14-4	9-4	0-1
Mercer	11	7	.611	71.4	68.3	5-4	6-3	17	15	.531	71.7	70.2	9-6	8-6	0-3
Western Carolina	10	8	.556	78.4	76.9	5-4	5-4	19	12	.613	78.8	74.7	10-4	8-7	1-1
Chattanooga	10	8	.556	75.2	71.2	5-4	5-4	20	13	.606	73.0	68.5	10-4	7-8	3-1
Wofford	8	10	.444	69.6	67.8	5-4	3-6	19	16	.543	72.1	68.5	10-5	6-10	3-1
Samford	4	14	.222	71.1	85.0	2-7	2-7	10	23	.303	74.2	82.2	7-8	3-14	0-1
VMI	3	15	.167	69.9	75.4	1-8	2-7	9	24	.273	72.1	71.1	5-10	2-12	2-2
The Citadel	0	18	.000	68.4	82.6	0-9	0-9	6	24	.200	74.8	81.1	3-11	3-12	0-1

#SoConHoops



ETSU's win in the title game of the SoCon tournament made the Bucs just the fourth team in SoCon history to reach 30 wins in a season.

SoCon in the Postseason

ETSU claimed the SoCon's automatic bid to the NCAA Championship, which was canceled due to the coronavirus.

2020 SOUTHERN CONFERENCE CHAMPIONSHIP

First round (ESPN+)

Friday, March 6

(9) VMI 96, (8) Samford 78
(7) Wofford 93, (10) The Citadel 76

Quarterfinal round (ESPN+/Nexstar)

Saturday, March 7

(1) ETSU 70, (9) VMI 57
(5) Western Carolina 70, (4) Mercer 56
(7) Wofford 77, (2) Furman 68
(6) Chattanooga 78, (3) UNCG 68

Semifinal round (ESPN+/Nexstar)

Sunday, March 8

(1) ETSU 97, (5) Western Carolina 75
(7) Wofford 72, (6) Chattanooga 70

Championship (ESPN)

Monday, March 9

(1) ETSU 72, (7) Wofford 58

All-Tournament Team

First Team

Tray Boyd III, ETSU
Isaiah Tisdale, ETSU
Daivien Williamson, ETSU
Ramon Vila, UTC
Chevez Goodwin, WOF

Second Team


Kaelon Harris, CIT
Isaiah Miller, UNCG
Carlos Dotson, WCU
Mason Faulkner, WCU
Storm Murphy, Wofford

Most Outstanding Player

Isaiah Tisdale, ETSU

Pinnacle Award

Patrick Good, ETSU



ETSU's Isaiah Tisdale was named the Most Outstanding Player of the SoCon tournament after scoring 24 points in the title game.

ALL-CONFERENCE TEAMS

Coaches awards

Player of the Year

Isaiah Miller, Jr., G, UNCG

Freshman of the Year

Keyshaun Langley, G, UNCG
Travis Eeve, G, VMI

Defensive Player of the Year

Isaiah Miller, Jr., G, UNCG

Coach of the Year

Steve Forbes, ETSU

First team

Bo Hodges, ETSU
Jordan Lyons, Furman
Isaiah Miller, UNCG
Carlos Dotson, Western Carolina
Mason Faulkner, Western Carolina

Second team

Tray Boyd III, ETSU
Djordje Dimitrijevic, Mercer
Ethan Stair, Mercer
Matt Ryan, Chattanooga
Nathan Hoover, Wofford

Third team

Noah Gurley, Furman
Clay Mounce, Furman
James Dickey, UNCG
Josh Sharkey, Samford
Ramon Vila, Chattanooga

All-freshman team

Fletcher Abee, The Citadel
Kamar Robertson, Mercer
Keyshaun Langley, UNCG
Travis Eeve, VMI
Messiah Jones, Wofford

Media awards

Malcolm U. Pitt Player of the Year

Isaiah Miller, Jr., G, UNCG

Freshman of the Year

Travis Eeve, G, VMI

Anton Foy Coach of the Year

Steve Forbes, ETSU

First team

Tray Boyd III, ETSU
Jordan Lyons, Furman
Djordje Dimitrijevic, Mercer
Isaiah Miller, UNCG
Carlos Dotson, Western Carolina

Second team

Bo Hodges, ETSU
Ethan Stair, Mercer
Josh Sharkey, Samford
Matt Ryan, Chattanooga
Mason Faulkner, Western Carolina

Third team

Noah Gurley, Furman
Clay Mounce, Furman
James Dickey, UNCG
Ramon Vila, Chattanooga
Nathan Hoover, Wofford

All-freshman team

Fletcher Abee, The Citadel
Kamar Robertson, Mercer
Keyshaun Langley, UNCG
Travis Eeve, VMI
Messiah Jones, Wofford



ETSU's Steve Forbes won the Hugh Durham Award as the top Division I mid-major coach after leading the Bucs to a 30-4 record and SoCon regular-season and tournament titles. He was hired by Wake Forest after the season.

NATIONAL/REGIONAL HONORS

Achieving Coaching Excellence College Basketball Coaching Honor Roll

Lamont Paris, Chattanooga

CoSIDA Academic All-District District 3

Onno Steger, Western Carolina

District 4

Djordje Dimitrijevic, Mercer
Storm Murphy, Wofford

CoSIDA Academic All-America Second Team

Djordje Dimitrijevic, Mercer

Hugh Durham Award finalists (top DI mid-major coach)

Steve Forbes, ETSU
Bob Richey, Furman

Winner

Steve Forbes, ETSU

Jim Phelan Award finalist (top DI coach)

Steve Forbes, ETSU

Joe B. Hall Award finalist (top DI first-year coach)

Jay McAuley, Wofford

Lefty Driesell Defensive All-America team

Isaiah Miller, Jr., G, UNCG

Lou Henson All-America team

Tray Boyd III, ETSU
Bo Hodges, ETSU
Jordan Lyons, Furman
Isaiah Miller, UNCG
Carlos Dotson, Western Carolina

Lou Henson Award National Player of the Week

Mason Faulkner, WCU 11/25/19

Lute Olson All-America team

Bo Hodges, Jr., G, ETSU
Isaiah Miller, Jr., G, UNCG

NABC All-District 21 First Team

Isaiah Miller, UNCG
Jordan Lyons, Furman
Tray Boyd III, ETSU
Mason Faulkner, WCU
Carlos Dotson, WCU

Second Team

Bo Hodges, ETSU
Djordje Dimitrijevic, Mercer
Nathan Hoover, Wofford
Matt Ryan, Chattanooga
Clay Mounce, Furman

NABC District 21 Coach of the Year

Steve Forbes, ETSU

NABC Team of the Week

Mercer 2/4/20

Senior CLASS Award candidate

Ethan Stair, Mercer

Skip Prosser Man of the Year Award finalists

Steve Forbes, ETSU
Mark Prosser, Western Carolina

Winner

Mark Prosser, Western Carolina

PLAYER OF THE WEEK

N12 Kaleb Hunter, UNCG
N19 Mason Faulkner, WCU
N26 Mason Faulkner, WCU
D3 Clay Mounce, FUR
D10 Carlos Dotson, WCU
D17 Ethan Stair, MER
D24 Jeromy Rodriguez, ETSU
J7 Jordan Lyons, FUR
J14 Kaelon Harris, CIT
J21 Djordje Dimitrijevic, MER
J28 Bo Hodges, ETSU
F4 Chevez Goodwin, WOF
F11 Jordan Lyons, FUR
F18 Carlos Dotson, WCU
F25 Jeff Gary, MER
M2 Ethan Stair, MER

PLAYER OF THE MONTH

Nov. Ethan Stair, MER
Dec. Josh Sharkey, SAM
Jan. Isaiah Miller, UNCG
Feb. Carlos Dotson, WCU

S-A OF THE WEEK

D18 Ethan Stair, MER
J15 Djordje Dimitrijevic, MER
M11 Isaiah Tisdale, ETSU

SCORING

##	Player-Team	Cl	G	FG	3FG	FT	Pts	Avg.
1.	Josh Sharkey-SAM	SR	30	168	41	163	540	18.0
2.	Isaiah Miller-UNCG	JR	32	234	28	73	569	17.8
3.	Mason Faulkner-WCU	JR	31	163	62	162	550	17.7
4.	Djordje Dimitrijevic-MER	SR	30	165	67	106	503	16.8
5.	Jordan Lyons-FUR	SR	32	162	77	123	524	16.4
6.	Carlos Dotson-WCU	SR	30	180	0	106	466	15.5
7.	Matt Ryan-UTC	SR	33	166	88	87	507	15.4
8.	Nathan Hoover-WOF	SR	35	169	83	93	514	14.7
9.	Ethan Stair-MER	SR	32	173	60	61	467	14.6
10.	Noah Gurley-FUR	SO	32	173	24	89	459	14.3
11.	Kaelon Harris-CIT	SR	29	136	30	112	414	14.3
12.	Robert Allen-SAM	SO	32	171	32	78	452	14.1
13.	Tray Boyd III-ETSU	SR	34	161	81	60	463	13.6
14.	Ramon Vila-UTC	JR	33	190	1	60	441	13.4
15.	Brandon Austin-SAM	SR	32	144	73	65	426	13.3
16.	Clay Mounce-FUR	JR	32	157	59	48	421	13.2
17.	Onno Steger-WCU	SR	31	125	80	68	398	12.8
18.	Bo Hodges-ETSU	JR	33	163	15	79	420	12.7
19.	David Jean-Baptiste-UTC	JR	33	154	54	55	417	12.6
20.	Travis Eeve-VMI	FR	33	143	77	53	416	12.6

REBOUNDING

##	Player-Team	Cl	G	OFF	DEF	TOT	Avg/G
1.	Carlos Dotson-WCU	SR	30	84	207	291	9.7
2.	James Dickey-UNCG	SR	32	95	202	297	9.3
3.	Ethan Stair-MER	SR	32	63	233	296	9.3
4.	Jalen Dupree-SAM	SR	33	85	158	243	7.4
5.	Robert Allen-SAM	SO	32	62	163	225	7.0
6.	Kaelon Harris-CIT	SR	29	50	149	199	6.9
7.	Chevez Goodwin-WOF	JR	35	84	134	218	6.2
8.	Clay Mounce-FUR	JR	32	53	140	193	6.0
9.	Mason Faulkner-WCU	JR	31	24	161	185	6.0
10.	Bo Hodges-ETSU	JR	33	45	148	193	5.8
11.	Lucas N'Guessan-ETSU	SR	34	63	135	198	5.8
12.	Ramon Vila-UTC	JR	33	79	111	190	5.8
13.	Garrett Gilkeson-VMI	SR	33	43	146	189	5.7
14.	Maciej Bender-MER	JR	32	55	117	172	5.4
15.	Jalen Slawson-FUR	SO	32	45	117	162	5.1

FIELD GOAL PERCENTAGE (MIN. 5.0 MADE PER GAME)

##	Player-Team	Cl	G	FG	FGA	Pct
1.	Chevez Goodwin-WOF	JR	35	176	275	.640
2.	Ramon Vila-UTC	JR	33	190	308	.617
3.	Carlos Dotson-WCU	SR	30	180	295	.610
4.	Noah Gurley-FUR	SO	32	173	324	.534
5.	Ethan Stair-MER	SR	32	173	361	.479
6.	Josh Sharkey-SAM	SR	30	168	374	.449
7.	Jordan Lyons-FUR	SR	32	162	375	.432
8.	Robert Allen-SAM	SO	32	171	398	.430
9.	Djordje Dimitrijevic-MER	SR	30	165	388	.425
10.	Matt Ryan-UTC	SR	33	166	392	.423

ASSISTS

##	Player-Team	Cl	G	Assists	Avg/G
1.	Josh Sharkey-SAM	SR	30	217	7.23
2.	Mason Faulkner-WCU	JR	31	188	6.06
3.	Tyson Batiste-CIT	SR	30	160	5.33
4.	Djordje Dimitrijevic-MER	SR	30	111	3.70
5.	Alex Hunter-FUR	JR	32	117	3.66
6.	Storm Murphy-WOF	JR	34	121	3.56
7.	Garrett Gilkeson-VMI	SR	33	111	3.36
8.	Isaiah Miller-UNCG	JR	32	100	3.13
9.	Greg Parham-VMI	JR	32	90	2.81
10.	Isaiah Tisdale-ETSU	SR	34	95	2.79

FREE THROW PERCENTAGE

##	Player-Team	Cl	G	FTM	FTA	Pct
1.	Nathan Hoover-WOF	SR	35	93	100	.930
2.	Matt Ryan-UTC	SR	33	87	99	.879
3.	Djordje Dimitrijevic-MER	SR	30	106	125	.848
4.	Jordan Lyons-FUR	SR	32	123	149	.826
5.	Jalen Dupree-SAM	SR	33	88	107	.822
6.	Mason Faulkner-WCU	JR	31	162	207	.783
7.	Josh Sharkey-SAM	SR	30	163	211	.773
8.	Kaelon Harris-CIT	SR	29	112	153	.732
9.	Noah Gurley-FUR	SO	32	89	127	.701
10.	Carlos Dotson-WCU	SR	30	106	185	.573

STEALS

##	Player-Team	Cl	G	Steals	Avg/G
1.	Isaiah Miller-UNCG	JR	32	89	2.78
2.	Josh Sharkey-SAM	SR	30	82	2.73
3.	Djordje Dimitrijevic-MER	SR	30	46	1.53
4.	Clay Mounce-FUR	JR	32	49	1.53
5.	Tray Boyd III-ETSU	SR	34	51	1.50
6.	Isaiah Tisdale-ETSU	SR	34	50	1.47
7.	Bo Hodges-ETSU	JR	33	47	1.42
8.	Travis Eeve-VMI	FR	33	47	1.42
9.	Garrett Gilkeson-VMI	SR	33	45	1.36
10.	Jordan Lyons-FUR	SR	32	42	1.31

3-POINT FIELD GOAL PERCENTAGE (MIN. 1.5 MADE PER GAME)

##	Player-Team	Cl	G	3FG	FGA	Pct
1.	Onno Steger-WCU	SR	31	80	187	.428
2.	Storm Murphy-WOF	JR	34	64	152	.421
3.	Brandon Austin-SAM	SR	32	73	180	.406
4.	Matt Halvorsen-WCU	JR	31	78	194	.402
5.	Clay Mounce-FUR	JR	32	59	151	.391
6.	Trevor Stumpe-WOF	SR	35	55	142	.387
7.	Kamdyn Curfman-VMI	FR	33	84	221	.380
8.	Tray Boyd III-ETSU	SR	34	81	215	.377
9.	Fletcher Abbee-CIT	FR	30	80	213	.376
10.	Djordje Dimitrijevic-MER	SR	30	67	182	.368

3-POINT FIELD GOALS MADE

##	Player-Team	Cl	G	3FG	Avg/G
1.	Matt Ryan-UTC	SR	33	88	2.67
	Fletcher Abbee-CIT	FR	30	80	2.67
3.	Kaiden Rice-CIT	JR	30	79	2.63
4.	Onno Steger-WCU	SR	31	80	2.58
5.	Kamdyn Curfman-VMI	FR	33	84	2.55
6.	Matt Halvorsen-WCU	JR	31	78	2.52
7.	Jordan Lyons-FUR	SR	32	77	2.41
8.	Tray Boyd III-ETSU	SR	34	81	2.38
9.	Nathan Hoover-WOF	SR	35	83	2.37
10.	Travis Eeve-VMI	FR	33	77	2.33

BLOCKED SHOTS

##	Player-Team	Cl	G	Blocks	Avg/G
1.	Kyrin Galloway-UNCG	SR	27	45	1.67
2.	James Dickey-UNCG	SR	32	53	1.66
3.	Robert Allen-SAM	SO	32	43	1.34
4.	Lucas N'Guessan-ETSU	SR	34	38	1.12
5.	Maciej Bender-MER	JR	32	35	1.09
6.	Chevez Goodwin-WOF	JR	35	38	1.09
7.	Jake Stephens-VMI	SO	33	34	1.03
8.	Jalen Dupree-SAM	SR	33	33	1.00
9.	Brady Spence-CIT	FR	24	21	0.88
10.	Messiah Jones-WOF	FR	35	30	0.86

ASSIST/TURNOVER RATIO (MIN. 5.0 ASSISTS PER GAME)

##	Player-Team	Cl	G	Asst	Turn	Avg	Ratio	
1.	Alex Hunter-FUR	JR	32	117	3.7	33	1.0	3.55
2.	Garrett Gilkeson-VMI	SR	33	111	3.4	41	1.2	2.71
3.	Tyson Batiste-CIT	SR	30	160	5.3	86	2.9	1.86
4.	Mason Faulkner-WCU	JR	31	188	6.1	103	3.3	1.83
5.	Storm Murphy-WOF	JR	34	121	3.6	76	2.2	1.59
6.	Djordje Dimitrijevic-MER	SR	30	111	3.7	81	2.7	1.37
7.	Josh Sharkey-SAM	SR	30	217	7.2	177	5.9	1.23
8.	Isaiah Miller-UNCG	JR	32	100	3.1	87	2.7	1.15

MINUTES PLAYED

##	Player-Team	Cl	G	Minutes	Avg/G
1.	Ethan Stair-MER	SR	32	1114	34.81
2.	Djordje Dimitrijevic-MER	SR	30	1029	34.30
3.	Josh Sharkey-SAM	SR	30	1021	34.03
4.	Mason Faulkner-WCU	JR	31	1042	33.61
5.	Jordan Lyons-FUR	SR	32	1069	33.41
6.	Nathan Hoover-WOF	SR	35	1166	33.31
7.	Robert Allen-SAM	SO	32	1057	33.03
8.	Matt Halvorsen-WCU	JR	31	1007	32.48
9.	Fletcher Abbee-CIT	FR	30	972	32.40
10.	Garrett Gilkeson-VMI	SR	33	1065	32.27

2019-20 TEAM STATS



SCORING OFFENSE

##	Team	G	W-L	Pts	Avg
1.	Western Carolina	31	19-12	2444	78.8
2.	Furman	32	25-7	2457	76.8
3.	ETSU	34	30-4	2593	76.3
4.	The Citadel	30	6-24	2244	74.8
5.	Samford	33	10-23	2448	74.2
6.	UNC Greensboro	32	23-9	2372	74.1
7.	Chattanooga	33	20-13	2410	73.0
8.	VMI	33	9-24	2380	72.1
9.	Wofford	35	19-16	2523	72.1
10.	Mercer	32	17-15	2294	71.7

SCORING DEFENSE

##	Team	G	Pts	Avg/G
1.	ETSU	34	2146	63.1
2.	UNC Greensboro	32	2020	63.1
3.	Furman	32	2123	66.3
4.	Chattanooga	33	2261	68.5
5.	Wofford	35	2399	68.5
6.	Mercer	32	2247	70.2
7.	VMI	33	2346	71.1
8.	Western Carolina	31	2317	74.7
9.	The Citadel	30	2433	81.1
10.	Samford	33	2711	82.2

SCORING MARGIN

##	Team	G	OFF	DEF Margin
1.	ETSU	34	76.3	63.1 +13.1
2.	UNC Greensboro	32	74.1	63.1 +11.0
3.	Furman	32	76.8	66.3 +10.4
4.	Chattanooga	33	73.0	68.5 +4.5
5.	Western Carolina	31	78.8	74.7 +4.1
6.	Wofford	35	72.1	68.5 +3.5
7.	Mercer	32	71.7	70.2 +1.5
8.	VMI	33	72.1	71.1 +1.0
9.	The Citadel	30	74.8	81.1 -6.3
10.	Samford	33	74.2	82.2 -8.0

FREE THROW PERCENTAGE

##	Team	G	FTM	FTA	Pct
1.	Samford	33	505	679	.744
2.	Mercer	32	354	490	.722
3.	Wofford	35	369	518	.712
4.	Chattanooga	33	393	552	.712
5.	Western Carolina	31	468	659	.710
6.	VMI	33	317	448	.708
7.	Furman	32	393	561	.701
8.	ETSU	34	495	713	.694
9.	The Citadel	30	386	559	.691
10.	UNC Greensboro	32	335	529	.633

FIELD GOAL PERCENTAGE

##	Team	G	FG	FGA	Pct
1.	ETSU	34	919	1936	.475
2.	Furman	32	881	1857	.474
3.	Western Carolina	31	837	1790	.468
4.	Wofford	35	909	1973	.461
5.	Chattanooga	33	868	1907	.455
6.	Mercer	32	847	1885	.449
7.	The Citadel	30	789	1820	.434
8.	UNC Greensboro	32	879	2035	.432
9.	Samford	33	862	1999	.431
10.	VMI	33	852	1991	.428

FIELD GOAL PERCENTAGE DEFENSE

##	Team	G	FG	FGA	Pct
1.	UNC Greensboro	32	699	1657	.422
2.	ETSU	34	765	1801	.425
3.	Mercer	32	794	1840	.432
4.	VMI	33	801	1855	.432
5.	Western Carolina	31	828	1906	.434
6.	Furman	32	784	1795	.437
7.	Wofford	35	843	1917	.440
8.	Chattanooga	33	845	1893	.446
9.	The Citadel	30	886	1948	.455
10.	Samford	33	1000	2181	.459

3-POINT FIELD GOAL PERCENTAGE

##	Team	G	FG	FGA	Pct
1.	Western Carolina	31	302	818	.369
2.	Mercer	32	246	686	.359
3.	Chattanooga	33	281	787	.357
4.	VMI	33	359	1012	.355
5.	Wofford	35	336	951	.353
6.	Furman	32	302	859	.352
7.	ETSU	34	260	752	.346
8.	Samford	33	219	661	.331
9.	The Citadel	30	280	853	.328
10.	UNC Greensboro	32	279	861	.324

3-POINT FIELD GOAL PCT DEFENSE

##	Team	G	FG	FGA	Pct
1.	ETSU	34	208	692	.301
2.	Furman	32	229	742	.309
3.	Western Carolina	31	243	781	.311
4.	Chattanooga	33	218	693	.315
5.	Mercer	32	237	741	.320
6.	VMI	33	237	740	.320
7.	Wofford	35	276	829	.333
8.	The Citadel	30	286	838	.341
9.	UNC Greensboro	32	226	662	.341
10.	Samford	33	359	991	.362

REBOUNDING MARGIN

##	Team	G	Avg	Opp	+/-
1.	ETSU	34	35.5	31.0	+4.5
2.	Western Carolina	31	37.6	33.2	+4.4
3.	Mercer	32	36.6	32.3	+4.3
4.	UNC Greensboro	32	36.9	34.3	+2.6
5.	Chattanooga	33	35.2	32.9	+2.3
6.	Wofford	35	31.4	31.0	+0.4
7.	VMI	33	35.8	36.2	-0.3
8.	Samford	33	36.8	39.0	-2.3
9.	Furman	32	31.6	34.6	-3.0
10.	The Citadel	30	34.1	38.5	-4.4

BLOCKED SHOTS

##	Team	G	Blocks	Avg/G
1.	UNC Greensboro	32	139	4.34
2.	ETSU	34	121	3.56
3.	Samford	33	111	3.36
4.	The Citadel	30	88	2.93
5.	Furman	32	90	2.81
6.	Wofford	35	92	2.63
7.	Mercer	32	83	2.59
8.	VMI	33	83	2.52
9.	Western Carolina	31	56	1.81
10.	Chattanooga	33	49	1.48

ASSISTS

##	Team	G	Assists	Avg/G
1.	VMI	33	528	16.00
2.	Furman	32	475	14.84
3.	Western Carolina	31	453	14.61
4.	The Citadel	30	433	14.43
5.	Mercer	32	461	14.41
6.	ETSU	34	471	13.85
7.	Chattanooga	33	456	13.82
8.	Wofford	35	472	13.49
9.	UNC Greensboro	32	408	12.75
10.	Samford	33	393	11.91

STEALS

##	Team	G	Steals	Avg/G
1.	UNC Greensboro	32	299	9.34
2.	Furman	32	264	8.25
3.	ETSU	34	278	8.18
4.	Samford	33	233	7.06
5.	The Citadel	30	202	6.73
6.	VMI	33	222	6.73
7.	Mercer	32	211	6.59
8.	Wofford	35	197	5.63
9.	Western Carolina	31	165	5.32
10.	Chattanooga	33	158	4.79

TURNOVER MARGIN

##	Team	G	Avg	Opp	+/-
1.	UNC Greensboro	32	11.6	18.1	+6.47
2.	Furman	32	11.4	16.2	+4.72
3.	ETSU	34	12.1	15.7	+3.56
4.	VMI	33	12.6	13.0	+0.33
5.	Wofford	35	12.2	12.4	+0.23
6.	Chattanooga	33	12.0	11.8	-0.15
7.	The Citadel	30	15.2	14.0	-1.20
8.	Samford	33	15.6	14.2	-1.42
9.	Mercer	32	14.5	12.8	-1.66
10.	Western Carolina	31	14.4	12.5	-1.87

ASSIST/TURNOVER RATIO

##	Team	G	Asst	Turn	Ratio
1.	Furman	32	14.8	11.4	1.30
2.	VMI	33	16.0	12.6	1.27
3.	Chattanooga	33	13.8	12.0	1.15
4.	ETSU	34	13.9	12.1	1.14
5.	Wofford	35	13.5	12.2	1.11
6.	UNC Greensboro	32	12.8	11.6	1.10
7.	Western Carolina	31	14.6	14.4	1.02
8.	Mercer	32	14.4	14.5	1.00
9.	The Citadel	30	14.4	15.2	0.95
10.	Samford	33	11.9	15.6	0.76

ATTENDANCE

##	Team	G	ATTEND	Avg
1.	ETSU	17	80004	4706
2.	UNC Greensboro	18	63208	3512
3.	Chattanooga	14	38313	2737
4.	Mercer	15	41023	2735
5.	Furman	15	36739	2449
6.	Western Carolina	14	29580	2113
7.	Wofford	15	27434	1829
8.	VMI	15	22234	1482
9.	The Citadel	14	14019	1001
10.	Samford	15	13269	885

POINTS

- 40, Jordan Lyons (Furman) at VMI (01/01/20)
- 36, Greg Parham (VMI) at The Citadel (02/08/20)
- 35, Josh Sharkey (Samford) vs Chattanooga (01/29/20)
- 34, Djordje Dimitrijevic (Mercer) at Western Carolina (01/11/20)
- 33, Jordan Lyons (Furman) at Alabama (11/19/19)
- 33, Jordan Lyons (Furman) at Western Carolina (02/08/20)

FIELD GOALS MADE

- 14, Josh Sharkey (Samford) vs Chattanooga (01/29/20)
- 13, Jeromy Rodriguez (ETSU) at The Citadel (12/04/19)
- 13, Isaiah Miller (UNC Greensboro) vs Mercer (01/01/20)
- 13, Greg Parham (VMI) at The Citadel (02/08/20)
- 12, Isaiah Miller (UNC Greensboro) vs Kennesaw State (12/04/19)
- 12, Isaiah Miller (UNC Greensboro) at Radford (12/07/19)
- 12, Mike Bothwell (Furman) at Chattanooga (01/08/20)
- 12, Isaiah Miller (UNC Greensboro) vs Chattanooga (01/18/20)
- 12, Bo Hodges (ETSU) vs Chattanooga (01/25/20)
- 12, Carlos Dotson (Western Carolina) at Wofford (02/15/20)
- 12, Jeff Gary (Mercer) vs Samford (02/19/20)

FIELD GOAL ATTEMPTS

- 25, Isaiah Miller (UNC Greensboro) vs Mercer (01/01/20)
- 25, Isaiah Miller (UNC Greensboro) at Mercer (02/15/20)
- 25, Nathan Hoover (Wofford) at UNC Greensboro (02/19/20)
- 24, Josh Sharkey (Samford) at Morehead State (11/05/19)
- 24, Josh Sharkey (Samford) vs Chattanooga (01/29/20)

FIELD GOAL PERCENTAGE

- 1.000 (10-10), Noah Gurley (Furman) vs Southern Wesleyan (11/15/19)
- 1.000 (8-8), Chevez Goodwin (Wofford) vs ETSU (03/09/20)
- .929 (13-14), Greg Parham (VMI) at The Citadel (02/08/20)
- .917 (11-12), Chevez Goodwin (Wofford) at The Citadel (01/29/20)
- .909 (10-11), Carlos Dotson (Western Carolina) vs Chattanooga (12/03/19)
- .909 (10-11), James Glisson III (Mercer) vs Samford (02/19/20)

3-POINT FIELD GOALS MADE

- 10, Jordan Lyons (Furman) at VMI (01/01/20)
- 8, Onno Steger (Western Carolina) at The Citadel (01/04/20)
- 8, Jeff Gary (Mercer) vs Samford (02/19/20)
- 7, Patrick Good (ETSU) at UT Martin (11/09/19)
- 7, Deandre Thomas (Samford) vs Troy (11/23/19)
- 7, Isaiah Bigelow (Wofford) vs North Greenville (12/13/19)
- 7, Onno Steger (Western Carolina) vs Furman (02/08/20)
- 7, Matt Ryan (Chattanooga) at The Citadel (02/19/20)
- 7, Fletcher Abbee (The Citadel) at Western Carolina (02/22/20)
- 7, Onno Steger (Western Carolina) vs Samford (02/26/20)
- 7, Patrick Good (ETSU) vs Western Carolina (02/29/20)

3-POINT FIELD GOAL ATTEMPTS

- 16, Jordan Lyons (Furman) at Alabama (11/19/19)
- 15, Kaiden Rice (The Citadel) at NC State (12/22/19)
- 14, Kaiden Rice (The Citadel) at Longwood (12/19/19)
- 14, Fletcher Abbee (The Citadel) at Western Carolina (02/22/20)
- 14, Patrick Good (ETSU) vs Western Carolina (02/29/20)

3-POINT FIELD GOAL PERCENTAGE

- 1.000 (6-6), Greg Parham (VMI) at The Citadel (02/08/20)
- 1.000 (5-5), Stefan Kenic (Chattanooga) vs Samford (01/11/20)
- .875 (7-8), Isaiah Bigelow (Wofford) vs North Greenville (12/13/19)
- .857 (6-7), Matt Ryan (Chattanooga) vs Samford (01/11/20)
- .857 (6-7), Jake Stephens (VMI) vs Samford (03/06/20)

FREE THROWS MADE

- 15, Mason Faulkner (Western Carolina) vs ETSU (03/08/20)
- 13, Jordan Lyons (Furman) at Alabama (11/19/19)
- 13, Kaelon Harris (The Citadel) at Longwood (12/19/19)
- 12, Mason Faulkner (Western Carolina) vs Chattanooga (12/03/19)
- 12, Djordje Dimitrijevic (Mercer) at Western Carolina (01/11/20)
- 12, Josh Sharkey (Samford) at Western Carolina (02/26/20)

FREE THROW ATTEMPTS

- 20, Chevez Goodwin (Wofford) at VMI (02/05/20)
- 17, Mason Faulkner (Western Carolina) vs ETSU (03/08/20)
- 16, Mason Faulkner (Western Carolina) vs Chattanooga (12/03/19)
- 15, Noah Gurley (Furman) vs UNC Greensboro (01/11/20)
- 15, Carlos Dotson (Western Carolina) at UNC Greensboro (02/12/20)
- 15, Josh Sharkey (Samford) at Western Carolina (02/26/20)

FREE THROW PERCENTAGE

- 1.000 (13-13), Jordan Lyons (Furman) at Alabama (11/19/19)
- 1.000 (11-11), Daivien Williamson (ETSU) at VMI (02/15/20)
- 1.000 (10-10), Nathan Hoover (Wofford) at Western Carolina (01/25/20)
- 1.000 (9-9), Garrett Gilkeson (VMI) vs Western Carolina (01/08/20)
- 1.000 (9-9), Nathan Hoover (Wofford) vs The Citadel (01/11/20)
- 1.000 (9-9), Matt Ryan (Chattanooga) at Samford (01/29/20)
- 1.000 (9-9), Brandon Austin (Samford) vs Furman (02/12/20)
- 1.000 (9-9), Robert Allen (Samford) vs VMI (02/29/20)

REBOUNDS

- 23, Ethan Stair (Mercer) at The Citadel (02/26/20)
- 20, James Dickey (UNC Greensboro) at Mercer (02/15/20)
- 17, Tyler Creamer (VMI) vs UC Davis (11/17/19)
- 16, Jeromy Rodriguez (ETSU) at The Citadel (12/04/19)
- 16, Ethan Stair (Mercer) at UNCW (12/16/19)
- 16, James Dickey (UNC Greensboro) vs Samford (02/09/20)

ASSISTS

- 15, Josh Sharkey (Samford) at Houston Baptist (12/07/19)
- 15, Josh Sharkey (Samford) vs Alabama (12/18/19)
- 14, Josh Sharkey (Samford) vs Troy (11/23/19)
- 12, Mason Faulkner (Western Carolina) vs Samford (02/26/20)
- 11, Tyson Batiste (The Citadel) at Southeast Missouri (11/19/19)

STEALS

- 9, Isaiah Miller (UNC Greensboro) vs Mercer (01/01/20)
- 8, Tray Boyd III (ETSU) vs Mars Hill (12/29/19)
- 7, Mohammed Abdulsalam (UNC Greensboro) at Georgetown (11/30/19)
- 7, Josh Sharkey (Samford) vs Auburn Montgomery (12/03/19)
- 6, Keyshaun Langley (UNC Greensboro) vs Averett (11/11/19)
- 6, Djordje Dimitrijevic (Mercer) at Georgia Southern (11/19/19)
- 6, Tray Boyd III (ETSU) vs Delaware State (11/23/19)
- 6, Josh Sharkey (Samford) at South Dakota State (11/27/19)
- 6, Josh Sharkey (Samford) at Hawaii (12/15/19)
- 6, Isaiah Miller (UNC Greensboro) at Furman (01/11/20)
- 6, Isaiah Miller (UNC Greensboro) vs Chattanooga (03/07/20)

BLOCKED SHOTS

- 5, Mohammed Abdulsalam (UNC Greensboro) vs Western Carolina (02/12/20)
- 5, Robert Allen (Samford) vs ETSU (02/22/20)
- 4, Chevez Goodwin (Wofford) vs High Point (11/09/19)
- 4, James Dickey (UNC Greensboro) vs Appalachian State (11/18/19)
- 4, Logan Dye (Samford) vs Manhattan (11/19/19)
- 4, Onno Steger (Western Carolina) at Jacksonville (11/21/19)
- 4, James Dickey (UNC Greensboro) vs Kennesaw State (12/04/19)
- 4, Maciej Bender (Mercer) vs Furman (12/20/19)
- 4, James Dickey (UNC Greensboro) vs Northern Kentucky (12/21/19)
- 4, Jake Stephens (VMI) at USC Upstate (12/29/19)
- 4, Chevez Goodwin (Wofford) vs The Citadel (01/11/20)
- 4, Derek Webster Jr. (The Citadel) vs VMI (02/08/20)
- 4, Kyryn Galloway (UNC Greensboro) vs Samford (02/09/20)
- 4, Maciej Bender (Mercer) vs Samford (02/19/20)
- 4, Jake Stephens (VMI) at Western Carolina (02/19/20)
- 4, Jake Stephens (VMI) at Samford (02/29/20)

TURNOVERS

- 10, Josh Sharkey (Samford) at The Citadel (02/15/20)
- 9, Josh Sharkey (Samford) vs UNC Greensboro (01/25/20)
- 8, Josh Sharkey (Samford) at South Dakota State (11/27/19)
- 8, Josh Sharkey (Samford) at Georgetown (12/21/19)
- 8, Josh Sharkey (Samford) vs The Citadel (01/01/20)
- 8, Josh Sharkey (Samford) at Furman (01/22/20)

2019-20 TEAM GAME HIGHS



POINTS

129, The Citadel vs Piedmont (12/10/19)
117, ETSU vs Mars Hill (12/29/19)
113, Samford at Houston Baptist (12/07/19)
112, Wofford vs North Greenville (12/13/19)
109, UNC Greensboro vs Averett (11/11/19)
109, Western Carolina vs Samford (02/26/20)

MARGIN OF VICTORY

76 (96-20), VMI vs Christendom (11/20/19)
72 (106-34), UNC Greensboro vs William Peace (12/28/19)
69 (117-48), ETSU vs Mars Hill (12/29/19)
68 (108-40), The Citadel vs Carver (12/07/19)
66 (98-32), VMI vs Goucher (11/26/19)

FIELD GOALS MADE

46, The Citadel vs Piedmont (12/10/19)
44, ETSU vs Mars Hill (12/29/19)
44, Mercer vs Samford (02/19/20)
43, Western Carolina vs Piedmont (12/28/19)
41, Samford vs UVa-Wise (11/13/19)
41, Mercer vs Milligan (12/28/19)

FIELD GOAL ATTEMPTS

85, UNC Greensboro vs Samford (02/09/20)
80, The Citadel vs Piedmont (12/10/19)
79, Samford at Morehead State (11/05/19)
79, Mercer vs Milligan (12/28/19)
79, ETSU vs Mars Hill (12/29/19)

FIELD GOAL PERCENTAGE

.698 (37-53), VMI vs Christendom (11/20/19)
.661 (39-59), Wofford vs North Greenville (12/13/19)
.649 (37-57), Samford at Houston Baptist (12/07/19)
.644 (38-59), Furman vs Columbia Int'l (11/22/19)
.643 (27-42), Mercer at ETSU (01/29/20)

3-POINT FIELD GOALS MADE

19, Wofford vs North Greenville (12/13/19)
18, VMI vs Stetson (12/07/19)
18, VMI vs Samford (03/06/20)
17, Furman at Elon (11/26/19)
17, VMI vs Goucher (11/26/19)
17, Chattanooga vs Samford (01/11/20)
17, Furman vs Samford (01/22/20)

3-POINT FIELD GOAL ATTEMPTS

45, The Citadel at NC State (12/22/19)
45, UNC Greensboro at Wofford (01/04/20)
41, Furman at Alabama (11/19/19)
41, The Citadel at Longwood (12/19/19)
40, VMI vs Goucher (11/26/19)
40, Wofford at North Carolina (12/15/19)
40, VMI vs UNC Greensboro (02/22/20)
40, VMI at Samford (02/29/20)

3-POINT FIELD GOAL PERCENTAGE

.619 (13-21), Samford at Houston Baptist (12/07/19)
.615 (16-26), VMI vs Christendom (11/20/19)
.600 (12-20), Samford vs ETSU (02/22/20)
.600 (9-15), The Citadel vs UNC Asheville (11/09/19)
.600 (6-10), Mercer at UNC Greensboro (01/01/20)

FREE THROWS MADE

31, ETSU at VMI (02/15/20)
28, ETSU vs Delaware State (11/23/19)
26, Samford at Houston Baptist (12/07/19)
26, ETSU at UNC Greensboro (01/08/20)
26, Western Carolina vs Mercer (01/11/20)
26, Wofford at VMI (02/05/20)

FREE THROW ATTEMPTS

43, Wofford at VMI (02/05/20)
36, ETSU vs Delaware State (11/23/19)
35, Western Carolina vs Mercer (01/11/20)
35, ETSU at VMI (02/15/20)
35, Chattanooga at VMI (02/26/20)

FREE THROW PERCENTAGE

1.000 (13-13), Wofford vs William & Mary (11/12/19)
1.000 (13-13), The Citadel at Western Carolina (02/22/20)
1.000 (6-6), VMI vs Christendom (11/20/19)
1.000 (6-6), Wofford at Samford (01/08/20)
1.000 (5-5), VMI vs Samford (01/04/20)

REBOUNDS

57, The Citadel vs Carver (12/07/19)
56, ETSU vs Mars Hill (12/29/19)
53, The Citadel vs Brevard (11/26/19)
52, Samford vs Auburn Montgomery (12/03/19)
52, Mercer at The Citadel (02/26/20)
52, Western Carolina vs Samford (02/26/20)

ASSISTS

30, Furman vs Samford (01/22/20)
30, Mercer vs Samford (02/19/20)
29, Chattanooga vs Tennessee Wesleyan (12/08/19)
28, Chattanooga vs Samford (01/11/20)
28, Western Carolina vs Samford (02/26/20)

STEALS

23, UNC Greensboro vs William Peace (12/28/19)
20, ETSU vs Milligan (12/15/19)
18, Samford vs Auburn Montgomery (12/03/19)
17, VMI vs Goucher (11/26/19)
17, Mercer vs Milligan (12/28/19)
17, ETSU vs Mars Hill (12/29/19)
17, UNC Greensboro vs Mercer (01/01/20)
17, UNC Greensboro at The Citadel (01/15/20)

BLOCKED SHOTS

9, UNC Greensboro vs Western Carolina (02/12/20)
8, UNC Greensboro vs Averett (11/11/19)
8, The Citadel vs Brevard (11/26/19)
8, UNC Greensboro vs Kennesaw State (12/04/19)
7, Samford at Morehead State (11/05/19)
7, ETSU vs Newberry (11/06/19)
7, ETSU at UT Martin (11/09/19)
7, Wofford vs High Point (11/09/19)
7, UNC Greensboro vs Appalachian State (11/18/19)
7, ETSU vs Delaware State (11/23/19)
7, Mercer at Samford (01/18/20)
7, UNC Greensboro vs Samford (02/09/20)
7, Samford vs ETSU (02/22/20)
7, The Citadel vs Mercer (02/26/20)
7, VMI at Samford (02/29/20)

TURNOVERS

32, The Citadel vs UNC Greensboro (01/15/20)
26, Samford vs Troy (11/23/19)
24, Mercer at St. John's (11/06/19)
24, Mercer at UNC Greensboro (01/01/20)
24, Samford at UNC Greensboro (02/09/20)

FOULS

28, Mercer at St. John's (11/06/19)
28, UNC Greensboro vs Kennesaw State (12/04/19)
28, UNC Greensboro vs ETSU (01/08/20)
28, VMI vs ETSU (02/15/20)
27, Furman at Auburn (12/05/19)
27, VMI vs Wofford (02/05/20)
27, ETSU vs Western Carolina (03/08/20)

Scoring

Game	Player	Points	Opponent	Date
1. 100	Frank Selvy, Furman	100	vs. Newberry	Feb. 13, 1954
2. 67	Darrell Floyd, Furman	67	vs. Morehead State	Jan. 22, 1955
3. 66	Jay Handlan, Washington & Lee	66	vs. Furman	Feb. 24, 1951
4. 63	Frank Selvy, Furman	63	vs. Mercer	Feb. 11, 1953
5. 62	Darrell Floyd, Furman	62	vs. The Citadel	Jan. 14, 1956
6. 58	Frank Selvy, Furman	58	vs. Wofford	Feb. 23, 1954
7. 56	Darrell Floyd, Furman	56	vs. Clemson	Feb. 24, 1955
8. 56	Stan Davis, Appalachian State	56	vs. Carson-Newman	Jan. 24, 1974
9. 55	Skip Henderson, Marshall	55	vs. The Citadel	March 4, 1988
10. 54	Rod Hundley, West Virginia	54	vs. Furman	Jan. 5, 1957
54	Jordan Lyons, Furman	54	vs. North Greenville	Nov. 15, 2018

Season

Rank	Points	Player	Team	Season
1.	1,209	Frank Selvy	Furman	1953-54
2.	974	Stephen Curry	Davidson	2008-09
3.	946	Darrell Floyd	Furman	1955-56
4.	931	Stephen Curry	Davidson	2007-08
5.	908	Jerry West	West Virginia	1959-60
6.	903	Jerry West	West Virginia	1958-59
7.	897	Darrell Floyd	Furman	1954-55
8.	877	Andrew Goudelock	College of Charleston	2010-11
9.	855	Bob McCurdy	Richmond	1974-75
10.	820	Jason Conley	VMI	2001-02

Career

Rank	Points	Player	Team	Season
1.	2,635	Stephen Curry	Davidson	2006-09
2.	2,574	Skip Henderson	Marshall	1983-88
3.	2,571	Andrew Goudelock	College of Charleston	2007-11
4.	2,538	Frank Selvy	Furman	1951-54
5.	2,516	Fletcher Magee	Wofford	2015-19
6.	2,483	John Gerdy	Davidson	1975-79
7.	2,423	Gay Elmore	VMI	1983-87
8.	2,332	John Taft	Marshall	1987-91
9.	2,310	Dom Flora	Washington & Lee	1954-58
10.	2,309	Jerry West	West Virginia	1957-60

Scoring average

Rank	Avg	G	Pts.	Player	Team	Season
1.	41.7	29	1,209	Frank Selvy	Furman*	1953-54
2.	35.9	25	897	Darrell Floyd	Furman*	1954-55
3.	33.8	28	946	Darrell Floyd	Furman*	1955-56
4.	32.9	26	855	Bob McCurdy	Richmond*	1974-75
5.	30.2	19	574	Aron Stewart	Richmond	1972-73
6.	29.5	25	738	Frank Selvy	Furman*	1952-53
7.	29.3	31	908	Jerry West	West Virginia	1959-60
8.	29.3	28	820	Jason Conley	VMI*	2001-02
9.	28.9	25	723	Bob Tallent	George Washington	1968-69
10.	28.6	34	974	Stephen Curry	Davidson*	2008-09

* - NCAA scoring leader

Career

Rank	Avg	G	Pts.	Player	Team	Season
1.	32.5	78	2,538	Frank Selvy	Furman	1951-54
2.	32.1	71	2,281	Darrell Floyd	Furman	1953-56
3.	28.1	44	1,237	Aron Stewart	Richmond	1972-74
4.	26.7	56	1,495	Frankie King	Western Carolina	1993-95
5.	25.7	79	2,032	Fred Hetzel	Davidson	1962-65
6.	25.3	104	2,635	Stephen Curry	Davidson	2006-09
7.	24.9	54	1,347	Bob McCurdy	Richmond	1973-75
8.	24.8	93	2,309	Jerry West	West Virginia	1957-60
9.	24.5	89	2,180	Rod Hundley	West Virginia	1954-57
10.	23.4	106	2,483	John Gerdy	Davidson	1975-79



Furman's Frank Selvy scored an NCAA-record 100 points against Newberry on Feb. 13, 1954.

Field goals made

Rank	Game	Player	Team	Opponent	Date
1.	41	Frank Selvy	Furman	vs. Newberry	Feb. 13, 1954
2.	27	Darrell Floyd	Furman	vs. Morehead State	Jan. 22, 1955
3.	25	Stan Davis	Appalachian State	vs. Carson-Newman	Jan. 24, 1974
4.	23	Darrell Floyd	Furman	vs. The Citadel	Jan. 14, 1956
5.	22	Rod Hundley	West Virginia	vs. Furman	Jan. 5, 1957
22	22	Bunny Gibson	Marshall	vs. Chattanooga	Jan. 30, 1978
7.	21	Jerry Varn	The Citadel	vs. Piedmont	1953
21	21	Jeff Cohen	William & Mary	vs. Richmond	1960-61
21	21	Bob McCurdy	Richmond	vs. West Virginia	Feb. 17, 1975
10.	20	Fred Hetzel	Davidson	vs. Furman	Dec. 8, 1964
20	20	Dick Snyder	Davidson	vs. Ohio	Dec. 21, 1965
20	20	Aron Stewart	Richmond	vs. Appalachian State	Jan. 29, 1973
20	20	Bob McCurdy	Richmond	vs. Appalachian State	Feb. 26, 1975
20	20	Skip Henderson	Marshall	vs. The Citadel	March 4, 1988

Season

Rank	Points	Player	Team	Season
1.	427	Frank Selvy	Furman	1953-54
2.	344	Darrell Floyd	Furman	1954-55
3.	340	Jerry West	West Virginia	1958-59
4.	339	Darrell Floyd	Furman	1955-56
5.	325	Jerry West	West Virginia	1959-60
6.	321	Bob McCurdy	Richmond	1974-75
7.	318	Andrew Goudelock	College of Charleston	2010-11
8.	317	Stephen Curry	Davidson	2007-08
9.	312	Stephen Curry	Davidson	2008-09
10.	292	John Gerdy	Davidson	1977-78

Career

Rank	Points	Player	Team	Season
1.	1,052	John Gerdy	Davidson	1976-79
2.	1,000	Skip Henderson	Marshall	1985-88
3.	956	Andrew Goudelock	College of Charleston	2007-11
4.	947	Jonathan Moore	Furman	1977-80
5.	922	Frank Selvy	Furman	1952-54
6.	882	Kyle Hines	UNCG	2004-08
7.	873	Gay Elmore	VMI	1984-87
8.	871	Stephen Curry	Davidson	2006-09
9.	868	Darrell Floyd	Furman	1954-56
10.	843	Jerry West	West Virginia	1958-60

INDIVIDUAL RECORD BOOK



Field-goal attempts

Game		
1.	71	Jay Handlin, Washington & Lee vs. Furman Feb. 24, 1951
2.	66	Frank Selvy, Furman vs. Newberry Feb. 13, 1954
3.	51	Darrell Floyd, Furman vs. Morehead State Jan. 22, 1955
4.	49	Darrell Floyd, Furman vs. The Citadel Jan. 14, 1956
5.	48	Rod Hundley, West Virginia vs. Furman Jan. 5, 1957
6.	42	Stan Davis, Appalachian St. vs. Carson-Newman Jan. 24, 1974
	42	Rod Hundley, West Virginia vs. George Washington Feb. 19, 1955
8.	39	Bill Ralph, VMI vs. West Virginia 1953-54
9.	38	Darrell Floyd, Furman vs. Virginia Tech March 1, 1956
	38	Bob Tallent, George Washington vs. Furman Jan. 7, 1969

Season

1.	941	Frank Selvy, Furman	1953-54
2.	850	Darrell Floyd, Furman	1955-56
3.	814	Rod Hundley, West Virginia	1955-56
4.	796	Darrell Floyd, Furman	1954-55
5.	756	Rod Hundley, West Virginia	1954-55
6.	699	Andrew Goudelock, College of Charleston	2010-11
7.	687	Stephen Curry, Davidson	2008-09
8.	677	Bob Tallent, George Washington	1968-69
9.	656	Jerry West, West Virginia	1958-59
	656	Stephen Curry, Davidson	2007-08

Career

1.	2,218	Rod Hundley, West Virginia	1955-57
2.	2,143	Frank Selvy, Furman	1952-54
3.	2,092	Andrew Goudelock, College of Charleston	2007-11
4.	2,063	Darrell Floyd, Furman	1954-56
5.	2,057	John Gerdy, Davidson	1976-79
6.	1,964	Skip Henderson, Marshall	1985-88
7.	1,866	Stephen Curry, Davidson	2006-09
8.	1,858	Gay Elmore, VMI	1984-87
9.	1,814	Karl Cochran, Wofford	2011-15
10.	1,766	Fletcher Magee, Wofford	2015-19

Field-goal percentage

Game (minimum 10 made)

1.	100.0	14-14 Russ Hunt, Furman vs. Appalachian State	Dec. 9, 1971
2.	100.0	12-12 Ashley Champion, Chattanooga vs. Samford	Dec. 21, 2002
		12-12 Tyson Patterson, Appalachian State vs. W. Carolina	Jan. 24, 2000
4.	100.0	10-10 Kyle Hines, UNCG vs. The Citadel	Jan. 7, 2008
		10-10 Jim McDonough, William & Mary vs. Richmond	1975-76
		10-10 Calvin Cannady, ETSU vs. Radford	1984-85
		10-10 Lester Johnson, VMI vs. Radford	Dec. 10, 1994
		10-10 Tyler Troupe, Chattanooga vs. King	Dec. 21, 2006
		10-10 Noah Dahlman, Wofford vs. Georgia Southern	Jan. 12, 2011
		10-10 Noah Gurley, Furman vs. Southern Wesleyan	Nov. 15, 2019

Season (minimum 5 made per game)

Pct.	FG-FGA		
1.	67.5	197-292	Troy Lee Mikell, ETSU 1982-83
2.	67.1	141-210	George Spain, Davidson 1994-95
3.	66.3	178-281	Charles Payton, Appalachian State 1980-81
4.	65.2	161-247	Dave Montgomery, VMI 1976-77
5.	64.7	189-292	Rodney English, ETSU 1990-91
6.	64.7	200-309	Joe Holup, George Washington 1955-56
7.	64.5	156-242	Justin Tuoyo, Chattanooga 2016-17
8.	64.0	176-275	Chevez Goodwin, Wofford 2019-20
9.	63.3	178-281	Charles Payton, Appalachian State 1980-81
10.	63.1	135-214	Terry Holland, Davidson 1963-64

Career (minimum 400 made)

Pct.	FG-FGA		
1.	69.0	412-597	Ricky Nedd, Appalachian State 1991-94
2.	61.3	448-731	Kris Acox, Furman 2013-17
3.	60.2	442-734	Rich DiBenedetto, Davidson 1978-81
4.	59.9	764-1276	Noah Dahlman, Wofford 2007-11
5.	59.8	522-873	Kareem Livingston, Appalachian State 1997-98
6.	59.6	647-1,086	Kyle Hines, UNCG 2004-07



Davidson's Stephen Curry finished his three-year career as the Southern Conference's leading scorer with 2,635 points. Curry also finished his career as the league's all-time leader in made 3-pointers with 414, though that mark has since been broken.

7.	59.3	426-718	Joey Brooks, Furman	1986-89
8.	59.2	415-701	Jeremy Simmons, College of Charleston	2007-11
9.	58.9	548-930	Mike Groselle, The Citadel	2009-13
10.	58.6	756-1,296	Joe Holup, George Washington	1953-56

3-point field goals made

Game

1.	15	Keith Veney, Marshall vs. Morehead St.	NCAA record	Dec. 14, 1996
	15	Jordan Lyons, Furman vs. North Greenville	NCAA record	Nov. 15, 2018
3.	11	Elton Nesbitt, Georgia Southern vs. Chattanooga		Jan. 17, 2005
	11	Fletcher Magee, Wofford at Chattanooga		Feb. 17, 2018
	11	Patrick Good, ETSU at Western Carolina		Jan. 26, 2019
6.	10	David Donerlson, Western Carolina vs. Elon		Feb. 20, 1989
	10	Keith Veney, Marshall vs. Hampton		Jan. 6, 1996
	10	Elton Nesbitt, Georgia Southern vs. The Citadel		Feb. 14, 2005
	10	Nate Cranford, Appalachian State vs. Chattanooga		Jan. 6, 2007
	10	Nicholas Paulos, UNCG at Chattanooga		Feb. 21, 2013
	10	Tom Tankelwicz, WCU vs. Charleston Southern		Dec. 18, 2013
	10	Quayson Williams, CIT vs. Mid-Atlantic Christian		Nov. 11, 2015
	10	Matt Frierson, The Citadel vs. Johnson		Nov. 14, 2018
	10	Bubba Parham, VMI at Kentucky		Nov. 18, 2018
	10	Connor Kern, The Citadel vs. UNCG		Feb. 28, 2019
	10	Jordan Lyons, Furman at VMI		Jan. 1, 2020

Season

1.	162	Stephen Curry, Davidson	NCAA single-season record	2007-08
2.	158	Fletcher Magee, Wofford		2018-19
3.	148	Fletcher Magee, Wofford		2017-18
4.	135	Stephen McDowell, Chattanooga		2008-09
5.	131	Andrew Goudelock, College of Charleston		2010-11
6.	130	Keith Veney, Marshall		1996-97
	130	Stephen Curry, Davidson		2008-09
8.	123	Donald Sims, Appalachian State		2009-10
9.	122	Stephen Curry, Davidson	NCAA freshman record	2006-07
10.	118	Keddric Mays, Chattanooga		2006-07

Career

1.	509	Fletcher Magee, Wofford	NCAA record	2015-19
2.	414	Stephen Curry, Davidson		2006-09
3.	396	Andrew Goudelock, College of Charleston		2007-11
	396	Francis Alonso, UNCG		2015-19
3.	358	Donald Sims, Appalachian State		2007-11
6.	324	Matt Frierson, The Citadel		2015-pr.
7.	312	Karl Cochran, Wofford		2011-15
8.	299	Ian Chadwick, Wofford		1997-01
9.	298	Nathan Hoover, Wofford		2016-20
10.	295	Zach Urbanus, The Citadel		2007-11

3-point field-goal attempts

Game			
1. 34	Jordan Lyons, Furman vs. North Greenville	NCAA record	Nov. 15, 2018
2. 25	Keith Veney, Marshall vs. Morehead State		Dec. 14, 1996
3. 21	Travis Cantrell, The Citadel vs. Western Carolina		Jan. 12, 2002
4. 20	Stephen Curry, Davidson vs. Colby		Nov. 21, 2006
20	Donald Sims, Appalachian State at Mississippi State		Nov. 19, 2010
6. 19	Keith Veney, Marshall vs. VMI		1996-97
19	Shawn Hall, Appalachian State vs. Davidson		Feb. 22, 2003
19	Keaton Cole, Western Carolina vs. Chattanooga		Feb. 2, 2012
19	Tim Marshall, VMI at The Citadel		Feb. 15, 2015
19	Francis Alonso, UNCG at Liberty		Dec. 2, 2017
19	Fletcher Magee, Wofford at Chattanooga		Feb. 17, 2018
19	Fletcher Magee, Wofford vs. Samford		Jan. 24, 2019

Season			
1. 377	Fletcher Magee, Wofford		2018-19
2. 369	Stephen Curry, Davidson		2007-08
3. 337	Fletcher Magee, Wofford		2017-18
4. 336	Stephen Curry, Davidson		2008-09
5. 322	Andrew Goudelock, College of Charleston		2010-11
6. 320	Keith Veney, Marshall		1996-97
7. 318	Stephen McDowell, Chattanooga		2008-09
8. 314	Matt Frierson, The Citadel		2017-18
9. 309	Shawn Hall, Appalachian State		2002-03
10. 303	Jordan Lyons, Furman		2018-19

Career			
1. 1,169	Fletcher Magee, Wofford		2015-19
2. 1,004	Stephen Curry, Davidson		2006-09
3. 977	Francis Alonso, UNCG		2015-19
4. 958	Andrew Goudelock, College of Charleston		2007-11
5. 914	Karl Cochran, Wofford		2011-15
6. 893	Matt Frierson, The Citadel		2015-19
7. 883	Donald Sims, Appalachian State		2007-11
8. 846	Jordan Lyons, Furman		2016-20
9. 819	Ian Chadwick, Wofford		1997-01
10. 798	Nathan Hoover, Wofford		2016-20

3-point field-goal percentage

Game (minimum 6 made)			
1. 100.0	(9-9) Nicholas Paulos, UNCG vs. Davidson		Jan. 18, 2014
2. 100.0	(6-6) Gary Robb, Chattanooga vs. Alaska-Anchorage		Nov. 27, 1992
	(6-6) Brandon Born, Chattanooga vs. Southern Miss		Jan. 2, 1994
	(6-6) Nathan Jameson, UNCG vs. St. Peter's		Dec. 3, 2000
	(6-6) Jason Morton, Davidson vs. The Citadel		Feb. 13, 2006
	(6-6) Matt Estep, Wofford vs. Appalachian State		Feb. 2, 2006
	(6-6) Donte Gennie, Georgia Southern vs. The Citadel		Feb. 19, 2007
	(6-6) Craig Hinton, VMI at Maryland		Nov. 30, 2014
	(6-6) Andrew Brown, Furman vs. VMI		Jan. 21, 2017
	(6-6) Greg Parham, VMI at The Citadel		Feb. 8, 2020


Season (minimum 1.5 made per game)			
Pct.	3FG-3FGA		
1. 59.2	84-142	Keith Jennings, ETSU	1990-91
2. 54.2	45-83	Quentin Moore, Western Carolina	1983-84
3. 52.7	58-110	Joe Stafford, Western Carolina	1995-96
4. 51.8	44-85	Keith Gray, Western Carolina	1988-89
5. 50.5	47-93	Brendan Winters, Davidson	2002-03
6. 49.7	73-147	Derek Rucker, Davidson	1986-87
7. 49.6	67-135	Brandon Born, Chattanooga	1993-94
8. 49.6	63-127	Keith Jennings, ETSU	1989-90
9. 49.5	48-97	Ryan Nesbit, The Citadel	1988-89
10. 48.8	60-123	Colby Wohlleb, Georgia Southern	2009-10

Career (minimum 120 made)			
Pct.	3FG-3FGA		
1. 49.3	223-452	Keith Jennings, ETSU	1989-91
2. 45.2	126-279	Alan Puckett, The Citadel	1999-02
3. 45.1	146-324	Shawn Reid, Furman	1984-88
4. 44.7	159-356	Brandon Born, Chattanooga	1991-95
5. 44.5	154-346	Derek Rucker, Davidson	1985-88
6. 44.0	166-377	Demetrius Denzel-Dyson, Samford	2016-18
7. 44.0	131-298	David Donerlson, Western Carolina	1989-90
8. 43.5	509-1,169	Fletcher Magee, Wofford	2015-19
9. 43.4	190-438	Peter Anderer, Davidson	2000-03
10. 43.2	189-437	Kemp Phillips, Appalachian State	1987-90

Free throws made

Game			
1. 25	Frank Selvy, Furman vs. The Citadel		Jan. 30, 1954
2. 25	Joe Holup, George Washington vs. Furman		Feb. 17, 1956
3. 23	Bill Jarman, Davidson vs. George Washington		Dec. 11, 1961
4. 22	Gary Daniels, The Citadel vs. Toledo		Dec. 21, 1962
22	Regan Truesdale, The Citadel vs. Marshall		1983-84
6. 21	Kevin Martin, Western Carolina vs. ETSU		Jan. 17, 2004
21	Frank Selvy, Furman vs. Mercer		Feb. 11, 1953
21	Frank Selvy, Furman vs. Mercer		Feb. 18, 1954
9. 20	Johny Mahoney, William & Mary vs. George Washington		1954-55
20	Terry Penn, Virginia Tech vs. The Citadel		1956-57

Season			
1. 355	Frank Selvy, Furman		1953-54
2. 268	Darrell Floyd, Furman		1955-56
3. 258	Jerry West, West Virginia		1959-60
4. 251	Joe Holup, George Washington		1955-56
5. 227	Roy Lange, William & Mary		1957-58
6. 223	Jerry West, West Virginia		1958-59
7. 220	Stephen Curry, Davidson		2008-09
8. 219	Dom Flora, Washington & Lee		1955-56
9. 218	Rod Hundley, West Virginia		1955-56
10. 216	Johny Mahoney, William & Mary		1954-55



ETSU's Keith Jennings shot a league-record 59.2 percent from 3-point range during the 1990-91 season. He also holds the SoCon career record for 3-point field-goal percentage at 49.3 percent.

INDIVIDUAL RECORD BOOK



Career

1.	714	Joe Holup, George Washington	1953-56
2.	696	Dom Flora, Washington & Lee	1955-58
3.	694	Frank Selvy, Furman	1952-54
4.	652	Stephen Croone, Furman	2012-16
5.	633	Ed Harrison, Richmond	1953-56
6.	623	Jerry West, West Virginia	1958-60
7.	610	Rod Hundley, West Virginia	1955-57
8.	609	Jerry Smith, Furman	1961-63
9.	565	Jeff Cohen, William & Mary	1958-61
10.	545	Darrell Floyd, Furman	1954-56
	545	Donald Sims, Appalachian State	2007-11

Free-throw attempts

Game			
1.	30	Joe Holup, George Washington vs. Furman	Feb. 17, 1956
2.	29	Gary Daniels, The Citadel vs. Toledo	Dec. 21, 1961
3.	27	Regan Truesdale, The Citadel vs. Marshall	1983-84
	27	Bill Jarman, Davidson vs. George Washington	Dec. 11, 1961
	27	Frank Selvy, Furman vs. The Citadel	Jan. 30, 1954
	27	Frank Selvy, Furman vs. Mercer	Feb. 11, 1953
7.	26	Frankie King, Western Carolina vs. ETSU	Feb. 23, 1994
8.	24	Darrell Floyd, Furman vs. Georgia Tech	Jan. 13, 1955
	24	Art Musselman, The Citadel vs. Memphis State	1957-58
	24	Lamar Wright, The Citadel vs. Furman	1992-93
	24	Stanislav Makshantsev, Furman vs. Wofford	Feb. 11, 1999

Season

1.	444	Frank Selvy, Furman	1953-54
2.	350	Darrell Floyd, Furman	1955-56
3.	337	Jerry West, West Virginia	1959-60
4.	331	Joe Holup, George Washington	1955-56
5.	320	Jerry West, West Virginia	1958-59
6.	297	Bill Matthews, Virginia Tech	1953-54
7.	295	Dom Flora, Washington & Lee	1955-56
8.	288	Roy Lange, William & Mary	1957-58
9.	286	Johnny Mahoney, William & Mary	1954-55
10.	281	Frankie King, Western Carolina	1993-94

Career

1.	961	Joe Holup, George Washington	1953-56
2.	906	Frank Selvy, Furman	1952-54
3.	874	Stephen Croone, Furman	2012-16
4.	861	Dick Wright, Furman	1956-59
5.	851	Jerry West, West Virginia	1958-60
6.	850	Ed Harrison, Richmond	1953-56
7.	786	Bill Matthews, Virginia Tech	1953-56
8.	743	Jerry Smith, Furman	1961-63
9.	734	John Taft, Marshall	1988-91
10.	701	Josh Sharkey, Samford	2016-20

Free-throw percentage

Game (minimum 14 made)			
1.	100.0	18-18 Anquell McCollum, W. Carolina vs. Marshall	Feb. 5, 1996
2.	100.0	17-17 Chad Copeland, Chattanooga vs. Alabama State	Dec. 29, 1993
3.	100.0	16-16 Stanford Strickland, Chattanooga vs. Ga. Southern	Dec. 30, 1983
		16-16 Greg Dennis, Western Carolina vs. VMI	Jan. 21, 1982
		16-16 Eric Garcia, Wofford vs. Mercer	Dec. 31, 2016
5.	100.0	15-15 Jerry Smith, Furman vs. Richmond	Feb. 19, 1962
6.	100.0	14-14 Kevin Martin, W. Carolina vs. Coastal Carolina	Nov. 22, 2002
		14-14 Jerry Smith, Furman vs. George Washington	Feb. 19, 1963
		14-14 Ray Miller, Furman vs. Illinois	Dec. 11, 1975
		14-14 Mel Daniel, Furman vs. Stanford	Dec. 4, 1981
		14-14 Dimeco Childress, ETSU vs. Davidson	Feb. 9, 2002
		14-14 Stanislav Makshantsev, Furman vs. Duquesne	Dec. 12, 1998
		14-14 Terry Boyd, Western Carolina vs. Appalachian State	Jan. 21, 1991
		14-14 John Humphrey, Marshall vs. Austin Peay	Nov. 25, 1988
		14-14 Laverne Evans, Marshall vs. Chattanooga	March 4, 1984
		14-14 Willie White, Chattanooga vs. Western Carolina	1983-84
		14-14 Stephen Curry, Davidson at Oklahoma	Nov. 18, 2008
		14-14 Kellen Brand, Appalachian St. vs. UNC Wilmington	Nov. 13, 2009
		14-14 Amu Saaka, Furman vs. South Carolina	Dec. 22, 2010

14-14	C.J. Reed, Georgia Southern at UNCG	Feb. 27, 2013
14-14	Jordan Strawberry, Mercer vs. Samford	Feb. 27, 2017

Season (minimum 2.5 made per game)

Pct.	FT-FTA		
1.	95.1	175-184	Donald Sims, Appalachian State 2009-10
2.	94.4	84-89	Bunny Gibson, Marshall 1977-78
3.	93.5	116-124	Nik Cochran, Davidson 2012-13
4.	93.2	68-73	Ryan Lawson, ETSU 2001-02
5.	93.0	93-100	Nathan Hoover, Wofford 2019-20
6.	92.5	74-80	Randy Nesbit, The Citadel 1979-80
7.	92.1	128-139	Eric Garcia, Wofford 2016-17
8.	91.8	78-85	Tim Parker, Chattanooga 2002-03
9.	91.0	101-111	Fletcher Magee, Wofford 2018-19
10.	90.7	97-107	Fletcher Magee, Wofford 2017-18

Career (minimum 200 made)

Pct.	FT-FTA		
1.	90.8	393-433	Fletcher Magee, Wofford 2015-19
2.	89.3	358-401	Nik Cochran, Davidson 2009-13
3.	89.2	545-611	Donald Sims, Appalachian State 2007-11
4.	88.9	281-316	Chad Copeland, Chattanooga 1993-94
5.	88.9	255-287	Nathan Hoover, Wofford 2016-20
6.	87.6	479-547	Stephen Curry, Davidson 2006-09
7.	87.1	426-489	Francis Alonso, UNCG 2015-19
8.	86.6	214-247	Johnny Mitchell, VMI 1967-69
9.	86.4	260-301	Greg White, Marshall 1978-81
10.	86.3	253-293	Jordan Strawberry, Mercer 2014-18

Rebounds

Game			
1.	51	Bill Chambers, William & Mary vs. Virginia	Feb. 14, 1953
2.	35	Bob Thomas, Furman vs. The Citadel	Dec. 17, 1955
3.	32	Steve Ross, Furman vs. Presbyterian	Jan. 28, 1958
4.	31	Doug Wilson, Furman vs. William & Mary	Feb. 15, 1960
	31	Bill Ralph, VMI vs. Hampden-Sydney	1953-54
	31	Jerry West, West Virginia vs. George Washington	Feb. 6, 1960
7.	29	Gerald Glur, Furman vs. Richmond	Jan. 7, 1963
8.	28	Bob Thomas, Furman vs. Presbyterian	Feb. 19, 1955
	28	Bobby Williamson, VMI vs. Lynchburg	1954-55
	28	Steve Powers, VMI vs. Davidson	1966-67
	28	Joe Brunson, Furman vs. American	Feb. 17, 1969
	28	Joe Brunson, Furman vs. The Citadel	Dec. 30, 1969

Season

1.	604	Joe Holup, George Washington	1955-56
2.	546	Joe Holup, George Washington	1954-55
3.	510	Jerry West, West Virginia	1959-60
4.	495	Chris Smith, Virginia Tech	1959-60
5.	488	Gerald Glur, Furman	1961-62
6.	484	Joe Holup, George Washington	1953-54
7.	471	Jeff Cohen, William & Mary	1959-60
8.	470	Bill Matthews, Virginia Tech	1954-55
9.	447	Gene Guarilia, George Washington	1956-57
10.	443	Lloyd Sharrar, West Virginia	1956-57

Career

1.	2,030	Joe Holup, George Washington	1953-56
2.	1,679	Jeff Cohen, William & Mary	1958-61
3.	1,508	Chris Smith, Virginia Tech	1958-61
4.	1,379	Bill Matthews, Virginia Tech	1953-56
5.	1,255	Ken Daniel, Richmond	1953-56
6.	1,242	Jonathan Moore, Furman	1977-80
7.	1,240	Jerry West, West Virginia	1958-60
8.	1,190	Walt Lysaght, Richmond	1953-56
9.	1,183	Gerald Glur, Furman	1961-63
10.	1,178	Lloyd Sharrar, West Virginia	1956-58

Assists

Game	Player	Team	Opponent	Date
1. 19	Keith Jennings	ETSU	vs. Appalachian State	Feb. 2, 1991
19	Jason Richards	Davidson	vs. Mount St. Mary (N.Y.)	Dec. 15, 2006
3. 18	Greg White	Marshall	vs. CCNY	Dec. 8, 1979
4. 17	Mike Sorrentino	Davidson	vs. Appalachian State	Dec. 17, 1971
17	Chris Dodds	Davidson	vs. Wofford	Nov. 27, 1976
17	Gary Robb	Chattanooga	vs. Southern	Dec. 29, 1992
17	Sean Peterson	Georgia Southern	vs. W. Carolina	Jan. 21, 2002
8. 16	Tim Brooks	Chattanooga	vs. Western Carolina	Feb. 1, 1992
16	Jason Richards	Davidson	vs. Colby	Nov. 21, 2006
16	Sean Peterson	Georgia Southern	vs. ETSU	Feb. 2, 2001
16	Keegan Bell	Chattanooga	vs. Longwood	Dec. 29, 2011
16	Josh Sharkey	Samford	at Wofford	Jan. 24, 2019

Season

1. 301	Keith Jennings	ETSU	1990-91
2. 297	Keith Jennings	ETSU	1989-90
3. 293	Jason Richards	Davidson	2007-08
4. 249	Jason Richards	Davidson	2006-07
5. 239	Josh Sharkey	Samford	2018-19
6. 226	Eric Garcia	Wofford	2016-17
7. 225	Christen Cunningham	Samford	2016-17
8. 218	Tyson Patterson	Appalachian State	1999-00
9. 217	Josh Sharkey	Samford	2019-20
10. 216	Richard Little	VMI	2002-03

Career

1. 983	Keith Jennings	ETSU	1988-91
2. 758	Josh Sharkey	Samford	2016-pr.
3. 701	Greg White	Marshall	1978-81
4. 668	Guilherme Da Luz	Furman	2000-03
5. 663	Jason Richards	Davidson	2004-08
6. 647	Casey Rogers	Western Carolina	1999-02
7. 646	Ali Ton	Davidson	1995-98
8. 638	Tyson Patterson	Appalachian State	1996-00
9. 584	Courtney Eldridge	UNCG	1999-02
10. 542	Chris Alpert	Davidson	1992-96

Blocked shots

Game	Player	Team	Opponent	Date
1. 13	Fessor Leonard	Furman	vs. St. Peter's	Jan. 9, 1974
2. 10	Kirill Misyuchenko	The Citadel	vs. Wingate	Dec. 14, 1996
3. 10	Neil Ashby	Chattanooga	vs. Murray State	Dec. 22, 2002
4. 9	George Singleton	Furman	vs. The Citadel	Jan. 7, 1981
9	George Singleton	Furman	vs. Marshall	Feb. 21, 1981
9	Omar Roland	Marshall	vs. Chattanooga	Jan. 13, 1990
9	Eric Mann	VMI	vs. The Citadel	Jan. 15, 2000
9	Justin Tuoyo	Chattanooga	vs. Western Carolina	Jan. 8, 2015
9. 8	Omar Roland	Marshall	vs. Western Carolina	1989-90
8	Scott VanSchaardenburg	The Citadel	vs. Duke	Jan. 16, 1991
8	Ricky Nedd	Appalachian State	vs. Tennessee Tech	Dec. 6, 1993
8	Kirill Misyuchenko	The Citadel	vs. Ga. Southern	Feb. 12, 2006
8	Jeremy Clayton	Appalachian State	vs. Chattanooga	Jan. 17, 2008
8	Andrew Fisher	Mercer	vs. Chattanooga	Feb. 8, 2016
8	James Dickey	UNCG	vs. ETSU	Feb. 12, 2018
8	Ruben Guerrero	Samford	vs. ETSU	Jan. 31, 2019

Season

1. 106	Kyle Hines	UNCG	2004-05
2. 104	Justin Tuoyo	Chattanooga	2014-15
3. 101	Omar Roland	Marshall	1989-90
4. 95	Kyle Hines	UNCG	2007-08
5. 93	George Singleton	Furman	1980-81
6. 93	Jody Lumpkin	College of Charleston	1999-00
93	Rans Brempong	Western Carolina	2000-01
8. 92	Z. Mason	Chattanooga	2013-14
9. 89	Justin Tuoyo	Chattanooga	2016-17
10. 84	Kyle Hines	UNCG	2005-06

Career

1. 349	Kyle Hines	UNCG	2004-08
2. 308	Rans Brempong	Western Carolina	2001-05
3. 270	Justin Tuoyo	Chattanooga	2014-17
4. 269	George Singleton	Furman	1981-84
5. 238	Jody Lumpkin	College of Charleston	1998-01
6. 222	James Dickey	UNCG	2016-20
7. 220	Jeremy Clayton	Appalachian State	2004-08
8. 215	Kirill Misyuchenko	The Citadel	1995-98
9. 213	Lucas Troutman	Elon	2010-14
10. 202	Lewis Preston	VMI	1990-93

Steals

Game	Player	Team	Opponent	Date
1. 11	Ali Ton	Davidson	vs. Tufts	Nov. 29, 1997
2. 10	Shawn Moore	Marshall	vs. ETSU	Jan. 29, 1994
10	Brandon Born	Chattanooga	vs. USC Aiken	Nov. 26, 1994
10	Jason Bell	VMI	vs. Furman	Feb. 10, 1998
10	Zakee Wadood	ETSU	vs. Clemson	Dec. 15, 2003
6. 9	D.J. Thompson	Appalachian State	vs. UNCG	Feb. 22, 2007
9	Stephen Curry	Davidson	vs. Guilford	Nov. 14, 2008
9	Isaiah Miller	UNCG	vs. Mecer	Jan. 1, 2020
9. 8	Kevin Eastman	Richmond	vs. Davidson	Jan. 17, 1976
8	Randy Nesbitt	The Citadel	vs. USC Aiken	Dec. 11, 1976
8	Jeff Battle	Marshall	vs. Furman	Jan. 7, 1984
8	David Wade	Marshall	vs. Marquette	Feb. 1, 1984
8	Trazel Silvers	ETSU	vs. Appalachian State	1992-93
8	Trazel Silvers	ETSU	vs. Michigan State	Dec. 9, 1993
8	Jason Bell	VMI	vs. ETSU	Feb. 23, 1997
8	Jason Bell	VMI	vs. West Virginia Tech	Dec. 2, 1997
8	Jason Bell	VMI	vs. UNCG	Feb. 15, 1999
8	Tyson Patterson	Appalachian State	vs. Lees-McRae	Nov. 27, 1999
8	Jason Conley	VMI	vs. Charleston Southern	Dec. 12, 2001
8	Tim Smith	ETSU	vs. Virginia-Wise	Dec. 14, 2003
8	Kevin Hammack	The Citadel	vs. Navy	Dec. 30, 2004
8	Max Paulhus-Gosselin	Davidson	vs. Guilford	Nov. 14, 2008
8	Johntavious Rucker	Georgia Southern	vs. Reinhardt	Nov. 13, 2009
8	Korey Van Dussen	UNCG	vs. Towson	Nov. 20, 2011
8	Justin Browning	Western Carolina	vs. Chattanooga	Feb. 11, 2016
8	Preston Parks	The Citadel	vs. Johnson University	Nov. 11, 2016
8	Desmond Johnson	Western Carolina	at The Citadel	Dec. 30, 2017
8	Josh Sharkey	Samford	vs. Jacksonville State	Nov. 9, 2018
8	Tray Boyd III	ETSU	vs. Mars Hill	Dec. 29, 2019

Season

1. 109	Keith Jennings	ETSU	1990-91
2. 104	Isaiah Miller	UNCG	2018-19
3. 93	Zakee Wadood	ETSU	2002-03
4. 92	Zakee Wadood	ETSU	2003-04
5. 90	Brigham Waginger	Western Carolina	2009-10
6. 89	Isaiah Miller	UNCG	2019-20
7. 87	Tyson Patterson	Appalachian State	1999-00
8. 86	Stephen Curry	Davidson	2008-09
86	Josh Sharkey	Samford	2018-19
10. 85	D.J. Thompson	Appalachian State	2006-07

Career

1. 334	Keith Jennings	ETSU	1988-91
2. 293	D.J. Thompson	Appalachian State	2003-06
3. 285	Brigham Waginger	Western Carolina	2006-10
285	Josh Sharkey	SAM	2016-20
5. 250	Derek Rucker	Davidson	1985-88
6. 247	Tyson Patterson	Appalachian State	1996-00
7. 246	Zakee Wadood	ETSU	2001-02
8. 241	Isaiah Miller	UNCG	2017-pr.
9. 240	Jason Bell	VMI	1995-98
10. 236	Ricky Hickman	UNCG	2003-07
236	Rodney Peel	Appalachian State	1988-92

TEAM RECORD BOOK



Scoring

Game

1.	154	Furman vs. The Citadel.....	Jan. 8, 1955
2.	149	Furman vs. Newberry.....	Feb. 13, 1954
3.	148	The Citadel vs. Mid-Atlantic Christian.....	Nov. 12, 2018
4.	146	The Citadel vs. Johnson University.....	Nov. 11, 2016
5.	144	The Citadel vs. Toccoa Falls.....	Dec. 7, 2016
6.	141	Western Carolina vs. Toccoa Falls.....	Jan. 17, 2012
7.	137	Davidson vs. Warren Wilson.....	Dec. 9, 1991
	137	The Citadel vs. Johnson.....	Nov. 14, 2018
9.	133	Western Carolina vs. Toccoa Falls.....	Nov. 26, 2001
	133	VMI vs. Mid-Atlantic Christian.....	Dec. 2, 2014

Season

1.	3,103	ETSU.....	1990-91
2.	3,032	ETSU.....	1989-90
3.	2,964	The Citadel.....	2016-17
4.	2,884	West Virginia.....	1958-59
5.	2,879	Wofford.....	2018-19
6.	2,834	Samford.....	2016-17
7.	2,821	College of Charleston.....	2010-11
8.	2,820	Chattanooga.....	1992-93
9.	2,813	ETSU.....	2015-16
10.	2,803	Davidson.....	2007-08

Scoring average

Season

	Avg.	Pts	Gms		
1.	95.3	2,572	27	Furman.....	1954-55
2.	94.0	3,103	33	ETSU.....	1990-91
3.	92.6	2,592	28	Furman.....	1971-72
4.	91.7	2,572	27	Furman.....	1954-55
5.	91.4	2,560	28	Marshall.....	1995-96
6.	89.8	2,964	33	The Citadel.....	2016-17
7.	89.5	2,775	31	West Virginia.....	1959-60
8.	89.3	2,321	26	Davidson.....	1963-64
9.	89.2	3,032	34	ETSU.....	1989-90
10.	89.0	2,492	28	Furman.....	1955-56



Duggar Baucom's 2016-17 Citadel squad posted two of the four highest-scoring games in SoCon history within a month of each other before the 2018-19 team surpassed those efforts with the third-highest score in league history (148) against Mid-Atlantic Christian.

Scoring defense

Season

	Avg.	Pts	Gms		
1.	58.6	1,759	30	College of Charleston.....	1999-00
2.	59.1	1,890	32	Wofford.....	2013-13
3.	59.2	1,835	31	College of Charleston.....	1998-99
4.	59.7	2,089	35	Wofford.....	2014-15
5.	59.8	1,914	32	The Citadel.....	2009-10
6.	60.0	1,740	29	College of Charleston.....	2000-01
7.	60.3	1,869	31	Chattanooga.....	1981-82
8.	60.5	1,815	30	VMI.....	1984-85
9.	60.7	1,881	31	Samford.....	2009-10
10.	60.8	1,824	30	College of Charleston.....	2001-02

Field goals made

Game

1.	63	Furman vs. Newberry.....	Feb. 13, 1954
2.	61	Davidson vs. Warren Wilson.....	Dec. 10, 1991
3.	61	Western Carolina vs. Toccoa Falls.....	Nov. 6, 2001
4.	57	The Citadel vs. Mid-Atlantic Christian.....	Nov. 12, 2018
5.	54	VMI vs. Mid-Atlantic Christian.....	Dec. 2, 2014
6.	53	Western Carolina vs. Toccoa Falls.....	Nov. 20, 2008
7.	51	Western Carolina vs. Toccoa Falls.....	Jan. 17, 2012
	51	Elon vs. Central Penn.....	Dec. 19, 2013
9.	50	Davidson vs. New Hampshire.....	Dec. 28, 1962
	50	The Citadel vs. Coker.....	Nov. 26, 1984
	50	Western Carolina vs. Toccoa Falls.....	Nov. 27, 2006

Season

1.	1,132	ETSU.....	1990-91
2.	1,090	ETSU.....	1989-90
3.	1,075	West Virginia.....	1958-59
4.	1,044	Wofford.....	2018-19
5.	1,042	Furman.....	1972-73
6.	1,040	West Virginia.....	1959-60
7.	1,037	College of Charleston.....	2010-11
8.	1,032	Davidson.....	2007-08
9.	1,014	College of Charleston.....	2008-09
10.	1,004	ETSU.....	2018-19

Field-goal attempts

Game

1.	116	Furman vs. The Citadel.....	Jan. 8, 1955
2.	102	The Citadel vs. USC Aiken.....	Feb. 17, 1982
3.	106	The Citadel vs. Johnson University.....	Nov. 11, 2016
4.	105	VMI vs. Mid-Atlantic Christian.....	Dec. 2, 2014
5.	104	The Citadel vs. UMBC.....	Dec. 19, 2016
6.	98	Davidson vs. New Hampshire.....	Dec. 28, 1962
	98	Western Carolina vs. Toccoa Falls.....	Nov. 20, 2008
	98	The Citadel vs. Mid-Atlantic Christian.....	Nov. 12, 2018
9.	96	Western Carolina vs. Toccoa Falls.....	Nov. 21, 2001
10.	92	Georgia Southern vs. UC Davis.....	Nov. 12, 2006
	92	Wofford vs. Samford.....	Feb. 9, 2017

Season

1.	2,370	Furman.....	1953-54
2.	2,359	The Citadel.....	2016-17
3.	2,355	West Virginia.....	1958-59
4.	2,249	The Citadel.....	2015-16
5.	2,248	West Virginia.....	1959-60
6.	2,199	Davidson.....	2007-08
7.	2,194	Davidson.....	2008-09
8.	2,184	UNCG.....	2018-19
9.	2,176	ETSU.....	1989-90
10.	2,173	College of Charleston.....	2010-11

Field-goal percentage

Game	Pct.	FG-FGA	
1.	77.4	24-31	Richmond vs. The Citadel 1975-76
2.	72.3	34-47	Chattanooga vs. Appalachian State..... March 6, 2003
3.	71.9	41-57	Elon vs. Washington & Lee..... Nov. 8, 2013
4.	71.7	33-46	Davidson vs. VMI..... March 3, 1983
5.	71.4	20-28	Furman vs. James Madison Dec. 1, 1984
6.	71.0	44-62	Appalachian State vs. Tennessee Wesleyan Dec. 30, 1999
7.	70.3	45-64	Wofford vs. Allen University..... Nov. 15, 2016
8.	69.8	37-53	VMI vs. Christendom..... Nov. 20, 2019
9.	69.3	43-62	The Citadel vs. Indiana State..... Dec. 19, 1988
10.	68.4	26-38	Appalachian State vs. Middle Tennessee St. ... Nov. 17, 2007

Season	Pct.	FG-FGA	
1.	54.4	894-1,644	Davidson 1963-64
2.	53.5	864-1,615	The Citadel..... 1978-79
3.	53.2	946-1,777	Marshall 1986-87
4.	53.0	669-1,262	ETSU..... 1982-83
5.	52.9	Unknown	Davidson 1980-81
6.	52.5	864-1,616	The Citadel..... 1978-79
7.	52.4	736-1,404	Appalachian State..... 1980-81
8.	52.0	940-1,806	VMI..... 1976-77
9.	51.6	939-1821	Appalachian State..... 1990-91
10.	51.2	Unknown	Davidson 1965-66

3-point field goals made

Game		
1.	24	VMI vs. Furman Feb. 12, 2015
2.	23	The Citadel vs. Mid-Atlantic Christian Nov. 12, 2018
	23	The Citadel vs. High Point..... Nov. 27, 2018
4.	22	Georgia Southern vs. Chattanooga..... Jan. 17, 2005
	22	The Citadel vs. UNCG..... Feb. 28, 2019
6.	21	Furman vs. Virginia Intermont..... Dec. 29, 2004
	21	VMI vs. Johnson University..... Nov. 18, 2014
	21	The Citadel vs. Ogelthorpe..... Nov. 10, 2017
	21	Furman vs. North Greenville Nov. 15, 2018
10.	20	UNCG at Chattanooga Feb. 21, 2013
	20	Western Carolina vs. Charleston Southern..... Dec. 18, 2013
	20	VMI at Western Carolina Feb. 21, 2015
	20	Wofford vs. Johnson & Wales..... Dec. 9, 2017
	20	Wofford at The Citadel Feb. 2, 2019



Georgia Southern, led by Elton Nesbitt's 11-for-16 effort, drained what was then a SoCon-record 22 3-pointers against Chattanooga on Jan. 17, 2005.

Season		
1.	397	The Citadel 2016-17
2.	386	The Citadel 2017-18
3.	385	Wofford..... 2018-19
4.	370	The Citadel 2018-19
5.	363	The Citadel 2015-16
6.	359	VMI 2019-20
7.	357	Wofford..... 2017-18
8.	342	VMI 2014-15
9.	338	Furman 2017-18
	338	Furman 2018-19

3-point field-goal attempts

Game		
1.	57	VMI vs. Mid-Atlantic Christian Dec. 2, 2014
2.	55	VMI vs. Marist Dec. 13, 2014
3.	52	Davidson vs. Colby Nov. 21, 2006
4.	51	The Citadel vs. Mid-Atlantic Christian Nov. 12, 2018
5.	50	The Citadel at Air Force..... Dec. 2, 2015
	50	The Citadel vs. Johnson University..... Nov. 13, 2016
	50	The Citadel vs. UMBC..... Dec. 19, 2016
8.	49	Furman vs. North Greenville Nov. 15, 2018
9.	48	The Citadel vs. Truett McConnell..... Nov. 15, 2016
	48	The Citadel at Western Carolina Feb. 25, 2018
	48	The Citadel vs. Johnson Nov. 14, 2018

Season		
1.	1,166	The Citadel 2016-17
2.	1,133	The Citadel 2017-18
3.	1,123	The Citadel 2015-16
4.	1,078	VMI 2014-15
5.	1,076	The Citadel 2018-19
6.	1,012	VMI 2019-20
7.	951	Wofford..... 2019-20
8.	950	Furman..... 2017-18
9.	938	UNCG..... 2017-18
10.	935	Furman 2018-19

3-point field-goal percentage

Game (minimum 8 made)	Pct.	3FG-3FGA	
1.	81.0	17-21	Wofford vs. VMI Feb. 8, 2016
2.	80.0	12-15	Marshall vs. Wyoming..... Dec. 6, 1991
3.	76.2	16-21	UNCG at Samford Jan. 27, 2018
4.	75.0	9-12	Furman vs. Newberry..... Dec. 14, 1988
5.	73.3	11-15	Samford at Wofford Jan. 24, 2019
6.	72.7	8-11	Furman vs. ETSU Jan. 30, 1988
	72.7	8-11	Western Carolina vs. Augusta Jan. 11, 1989
	72.7	8-11	UNCG vs. Wofford Feb. 1, 2004
	72.7	16-22	Davidson at Samford Feb. 6, 2014
10.	71.4	10-14	Appalachian State vs. ETSU Jan. 28, 1988
	71.4	10-14	College of Charleston vs. Wofford..... Jan. 25, 1999
	71.4	10-14	Samford vs. Davidson Jan. 28, 2012

Season	Pct.	3FG-3FGA	
1.	46.6	153-328	The Citadel..... 1988-89
2.	45.5	138-303	Davidson 1986-87
3.	42.8	137-320	Furman..... 1986-87
4.	41.7	269-645	Davidson 2002-03
5.	41.4	385-929	Wofford 2018-19
6.	41.4	285-689	ETSU 1989-90
7.	41.3	357-865	Wofford 2017-18
8.	41.1	179-435	Marshall 1990-91
9.	40.8	270-662	Wofford 2015-16
10.	40.7	201-494	Western Carolina 1991-92

#SoConHoops

TEAM RECORD BOOK



Free throws made

Game			
1.	52	Virginia Tech vs. William & Mary	Feb. 16, 1957
2.	48	Davidson vs. The Citadel	Jan. 26, 1985
3.	47	Furman vs. Clemson	Jan. 29, 1955
4.	45	The Citadel vs. Furman	Jan. 26, 1994
5.	42	Furman vs. Presbyterian	Jan. 28, 1958
6.	41	Furman vs. New York University	Dec. 27, 1954
	41	Western Carolina vs. Wofford	Jan. 4, 1997
8.	39	Furman vs. Wofford	Feb. 25, 1958
	39	Furman vs. West Virginia	Jan. 30, 1961
10.	37	Furman vs. Virginia Tech	Jan. 28, 1955
	37	Furman vs. New York University	Feb. 9, 1956
	37	Furman vs. The Citadel	March 3, 1979
	37	Furman vs. UNCG	Feb. 4, 2012
	37	Wofford vs. Western Carolina	Jan. 30, 2016
	37	Chattanooga vs. The Citadel	Feb. 1, 2016

Season

1.	734	West Virginia	1958-59
2.	678	Furman	1953-54
3.	670	William & Mary	1957-58
4.	668	Furman	1954-55
5.	658	Furman	1955-56
6.	645	Samford	2016-17
7.	640	George Washington	1955-56
8.	631	Davidson	1971-72
9.	615	George Washington	1954-55
10.	614	Chattanooga	2008-09

Free-throw attempts

Game			
1.	71	Furman vs. Clemson	Jan. 28, 1955
2.	67	Furman vs. New York University	Dec. 27, 1954
3.	62	Western Carolina vs. North Carolina A&T	Dec. 6, 1977
4.	58	The Citadel vs. Furman	Feb. 2, 1968
5.	57	Davidson vs. The Citadel	Jan. 26, 1985
6.	56	Furman vs. Clemson	Jan. 21, 1956
7.	56	Furman vs. Clemson	Feb. 23, 1956
8.	54	Furman vs. Presbyterian	Feb. 19, 1955
	54	UNCG vs. Furman	Jan. 9, 2010
10.	53	Chattanooga vs. UNCG	Jan. 27, 2011

Season

1.	1,072	West Virginia	1958-59
2.	1,023	Furman	1955-56
3.	1,016	Furman	1954-55
4.	950	Furman	1953-54
5.	935	Chattanooga	2008-09
6.	922	William & Mary	1957-58
7.	914	George Washington	1955-56
8.	868	Samford	2016-17
9.	866	Chattanooga	2013-14
10.	864	The Citadel	1978-79

Free-throw percentage

Game (minimum 14 made)	Pct.	FT-FTA		
1.	100.0	31-31	Marshall vs. Davidson	Dec. 17, 1979
2.		21-21	Davidson vs. Chattanooga	Jan. 14, 1978
		21-21	The Citadel vs. College of Charleston	Jan. 13, 1988
4.		20-20	The Citadel vs. Army	Nov. 9, 2013
5.		19-19	Davidson vs. Furman	Jan. 10, 1963
		19-19	The Citadel vs. VMI	1968
		19-19	ETSU vs. UNCG	March 6, 2017
8.		18-18	Western Carolina vs. Davidson	Jan. 5, 2002
		18-18	The Citadel vs. ETSU	Feb. 26, 2015
10.		17-17	Western Carolina vs. Appalachian State	Jan. 15, 2011

Season

Pct.	FT-FTA		
1.	79.5	560-704	Davidson 2012-13
2.	78.3	488-623	Davidson 1973-74
3.	78.2	449-574	Mercer 2016-17
4.	78.0	482-618	Wofford 2016-17
5.	77.9	429-538	Wofford 2017-18
6.	77.9	539-692	Davidson 1984-85
7.	77.8	413-531	Davidson 2002-03
8.	77.3	557-721	Furman 1977-78
9.	77.2	481-623	Western Carolina 1981-82
10.	77.2	Unknown	Davidson 1985-86

Rebounds

Game			
1.	78	George Washington vs. Georgetown	1968-69
2.	76	Davidson vs. VMI	Jan. 8, 1970
3.	70	VMI vs. Mid-Atlantic Christian	Dec. 2, 2014
4.	68	Davidson vs. Emory	Nov. 9, 2007
5.	67	The Citadel vs. Clemson	Nov. 25, 2000
	67	The Citadel vs. Johnson	Nov. 13, 2016
7.	65	Georgia Southern vs. UC Davis	Nov. 12, 2006
8.	64	ETSU vs. Reinhardt	Dec. 3, 2018
9.	63	ETSU vs. UVA-Wise	Nov. 18, 2014
	63	The Citadel vs. Mid-Atlantic Christian	Nov. 12, 2018

Season

1.	1,810	West Virginia	1958-59
2.	1,749	West Virginia	1961-62
3.	1,680	Furman	1973-74
4.	1,605	George Washington	1954-55
5.	1,589	Furman	1972-73
6.	1,581	Davidson	1967-68
7.	1,575	Furman	1974-75
8.	1,554	East Carolina	1971-72
9.	1,545	West Virginia	1957-58
10.	1,509	Davidson	1969-70

Rebound average

Season	Avg.	Rebs	Gms		
1.	61.6	1,451	24	George Washington	1955-56
2.	59.7	1,605	27	George Washington	1954-55
3.	58.3	1,749	30	West Virginia	1961-62
4.	57.8	1,254	22	Davidson	1962-63
5.	57.2	1,313	23	William & Mary	1960-61
6.	56.9	1,545	27	West Virginia	1957-58
7.	56.9	1,205	21	Virginia Tech	1958-59
8.	56.8	1,176	21	Davidson	1963-64
9.	56.2	1,461	26	Virginia Tech	1959-60
10.	55.9	1,509	27	Davidson	1969-70

Assists

Game			
1.	42	The Citadel vs. Mid-Atlantic Christian	Nov. 19, 2015
2.	39	Davidson vs. Warren Wilson	Dec. 9, 1991
3.	38	Marshall vs. South Carolina	Dec. 1, 1980
4.	37	The Citadel vs. Mid-Atlantic Christian	Nov. 12, 2018
5.	36	Chattanooga vs. Emmanuel	Nov. 29, 2003
6.	35	Davidson vs. Mount St. Mary	Dec. 15, 2006
	35	Chattanooga vs. Tennessee Wesleyan	Nov. 26, 2003
8.	34	The Citadel vs. Johnson University	Nov. 13, 2016
	34	Wofford vs. UVA-Wise	Dec. 6, 2016
10.	33	Davidson vs. College of New Jersey	Dec. 17, 2009



TEAM RECORD BOOK

#SoConHoops

Season

1.	635	ETSU	1990-91
2.	615	Davidson	2007-08
3.	581	Samford	2016-17
4.	567	Davidson	2005-06
5.	561	The Citadel	2016-17
6.	559	Davidson	2006-07
7.	552	Wofford	2016-17
8.	549	Chattanooga	1992-93
9.	540	Appalachian State	1990-91
10.	534	ETSU	2018-19

Assist average

Season

Avg. Asts Gms

1.	19.2	635	33	ETSU	1990-91
2.	18.3	567	31	Davidson	2005-06
3.	18.0	540	30	Appalachian State	1990-91
4.	17.1	615	36	Davidson	2007-08
5.	17.0	561	33	The Citadel	2016-17
6.	16.7	552	33	Wofford	2016-17
7.	16.6	549	33	Chattanooga	1992-93
8.	16.6	530	32	Samford	2017-18
9.	16.5	528	32	The Citadel	2017-18
10.	16.4	559	34	Davidson	2006-07

Blocked shots

Game

1.	15	VMI vs. Appalachian State	Feb. 10, 2003
	15	Chattanooga vs. Bluefield	Dec. 18, 2002
	15	College of Charleston vs. ETSU	Jan. 3, 2000
	15	Chattanooga vs. Western Carolina	Jan. 8, 2015
5.	14	Davidson vs. Guilford	Nov. 20, 1999
	14	Furman vs. Utah Valley	Dec. 29, 2009
	14	VMI vs. Mid-Atlantic Christian	Dec. 2, 2014
	14	UNCG vs. ETSU	Feb. 12, 2018
	14	The Citadel vs. Johnson	Nov. 14, 2018
10.	13	UNCG vs. William & Mary	Dec. 20, 2004
	13	College of Charleston vs. Furman	Jan. 21, 2010

Season

1.	203	Chattanooga	2014-15
2.	196	College of Charleston	1998-99
3.	178	UNCG	2004-05
4.	177	VMI	2014-15
5.	175	Chattanooga	2001-02
6.	168	Chattanooga	2013-14
7.	165	Chattanooga	2015-16
8.	162	College of Charleston	2009-10
	162	ETSU	2016-17
10.	155	Appalachian State	1990-91

Blocked shots average

Season

Avg. Blks Gms

1.	6.3	203	32	Chattanooga	2014-15
2.	6.3	196	31	College of Charleston	1998-99
3.	5.9	178	30	UNCG	2004-05
4.	5.9	177	30	VMI	2014-15
5.	5.8	175	30	Chattanooga	2001-02
6.	5.2	155	30	Appalachian State	1990-91
7.	5.1	154	30	Furman	2009-10
8.	5.1	168	33	Chattanooga	2013-14
9.	4.8	148	31	UNCG	2005-06
10.	4.8	162	34	College of Charleston	2009-10

Steals

Game

1	27	The Citadel vs. Johnson University	Nov. 13, 2016
2.	26	ETSU vs. Union	Jan. 12, 2004
	26	Chattanooga vs. Appalachian State	March 6, 2003
4.	25	Davidson vs. Guilford	Nov. 14, 2008
	25	The Citadel vs. Trinity Baptist	Nov. 21, 2017
6.	24	Appalachian State vs. Lees-McRae	Nov. 27, 1999
	24	Appalachian State vs. Liberty	Dec. 1, 2001

8.	23	Chattanooga vs. Tennessee-Temple	Nov. 12, 2012
	23	UNCG vs. Greensboro College	Nov. 27, 2018
	23	UNCG vs. William Peach	Dec. 28, 2019

Season

1.	384	Marshall	1983-84
2.	382	ETSU	2003-04
3.	354	ETSU	2002-03
4.	341	Marshall	1984-85
5.	327	Georgia Southern	2003-04
6.	325	Appalachian State	1999-00
7.	324	Appalachian State	2003-04
8.	321	Western Carolina	2009-10
9.	315	UNCG	2018-19
10.	309	Georgia Southern	2004-05

Steals average

Season

Avg. Stls Gms

1.	12.4	384	31	Marshall	1983-84
2.	11.6	382	33	ETSU	2003-04
3.	11.4	354	31	ETSU	2002-03
4.	11.3	327	29	Georgia Southern	2003-04
5.	11.2	303	27	Marshall	1994-95
6.	11.2	302	27	Marshall	1992-93
7.	10.8	324	30	Appalachian State	2003-04
8.	10.3	299	29	Appalachian State	2002-03
9.	10.3	287	28	VMI	2001-02
10.	10.2	325	32	Appalachian State	1999-00

Wins

1.	30	North Carolina	1945-46
	30	North Carolina State	1950-51
	30	Wofford	2018-19
	30	ETSU	2019-20
5.	29	Davidson	2007-08
	29	Davidson	2006-07
	29	Chattanooga	2015-16
	29	UNCG	2018-19
9.	28	College of Charleston	1998-99
	28	Wofford	2014-15

Consecutive wins

1.	25	Davidson	2007-08
	25	College of Charleston	1998-99

Consecutive conference wins (regular season)

1.	44	West Virginia	1956-60
2.	43	Davidson	2007-09
3.	34	North Carolina	1923-25
4.	27	Davidson	1968-71
5.	23	Davidson	1963-64
6.	19	College of Charleston	1998-00
7.	18	Wofford	2018-19
8.	13	ETSU	2017-18
9.	11	The Citadel	2008-09

Overtime wins

Season

1.	6	Chattanooga, 6-0	1988-89
----	---	------------------	---------

COACHING RECORDS



MOST OVERALL VICTORIES AT A SOCON SCHOOL

1. 447 Bob McKillop, Davidson (1992-14)
2. 299 Mike Young, Wofford (2002-19)
3. 243 Mack McCarthy, Chattanooga (1985-97)
- 243 Burton Shipley, Maryland (1923-47)
5. 230 Bill Reinhart, George Washington (1935-42; 1949-66)
6. 226 Eddie Cameron, Duke (1928-42)
- 226 Bobby Cremins, Appalachian State (1975-81);
College of Charleston (2006-12)
8. 223 Lyles Alley, Furman (1945-49; 1950-66)
9. 213 Les Robinson, The Citadel (1974-85); ETSU (1985-90)
10. 205 Murray Greason, Wake Forest (1935-53)
11. 194 Norman Shepard, North Carolina (1923-24); Davidson (1937-49)
12. 193 Larry Hunter, Western Carolina (2005-18)
13. 187 Everett Case, North Carolina State (1946-53)
14. 176 Lefty Driesell, Davidson (1960-69)
15. 168 Malcolm U. Pitt, Richmond (1935-52)
- 16. 164 Wes Miller, UNCG (2011-present)**
17. 148 Herman J. Stegeman, Georgia (1921-31)
18. 147 Lester Hooker Jr., Richmond (1952-63)
19. 146 Fred Schaus, West Virginia (1954-60)
20. 145 Steve Cottrell, Western Carolina (1977-87)
- 145 John Shulman, Chattanooga (2004-13)
22. 142 Joe Williams, Furman (1970-78)
23. 141 Tom Scott, North Carolina (1946-52); Davidson (1955-60)
24. 139 Ron Shumate, Chattanooga (1972-79)
- 139 Tom Apke, Appalachian State (1986-96)



Chattanooga's Mack McCarthy won 243 games and five SoCon tournament titles from 1985-97.



*Lyles Alley
Furman*



*Burton Shipley
Maryland*



*Everett Case
North Carolina State*



*Bobby Cremins
Appalachian State,
College of Charleston*



*Adolph Rupp
Kentucky*



Bob McKillop won 447 games with Davidson while the Wildcats were members of the Southern Conference.



Mike Young was named the Sporting News Coach of the Year in 2018-19, when he led Wofford to a school-record 30 wins, a top-25 national ranking and the first NCAA tournament win in school history.

WINS PER SEASON (MINIMUM TWO SEASONS)

Avg.	Wins	Yrs.	Coach, school (seasons)
26.7	187	7	Everett Case, North Carolina State (1946-53)
26.0	52	2	Ben Carnevale, North Carolina (1944-46)
26.0	130	5	Steve Forbes, ETSU (2015-20)
24.3	146	6	Fred Schaus, West Virginia (1954-60)
24.3	73	3	Bob Richey, Furman (2017-present)
23.8	95	4	John Kresse, College of Charleston (1998-02)
22.5	135	6	Murray Arnold, Chattanooga (1979-85)

WON-LOST PERCENTAGE (MINIMUM TWO SEASONS)

Pct.	Rec.	Yrs.	Coach, school (seasons)
85.7	30-5	2	Adolph Rupp, Kentucky (1930-32)
82.5	52-11	2	Ben Carnevale, North Carolina (1944-46)
81.2	69-16	4	George Shepard, North Carolina (1931-35)
80.6	187-45	7	Everett Case, North Carolina State (1946-53)
79.8	146-36	6	Fred Schaus, West Virginia (1954-60)
79.2	95-25	4	John Kresse, College of Charleston (1998-02)

MOST SEASONS

- 24 Burton Shipley, Maryland (1923-47)
- 22 Bob McKillop, Davidson (1992-14)
- 18 Murray Greason, Wake Forest (1935-53)
- 18 Bill Reinhart, George Washington (1935-42, 1949-66)
- 17 Malcolm U. Pitt, Richmond (1935-52)
- 17 Lyles Alley, Furman (1945-49, 1950-66)
- 17 Mike Young, Wofford (2002-19)

COACHING RECORDS BY SCHOOL

The Citadel

Coach	Seasons	Years	W	L	Pct.
J.G. Briggs	1912-13	1	2	3	.400
Hans Kangeter	1913-16	3	15	5	.750
Harry O'Brien	1916-18	2	6	2	.750
C.F. Myers	1918-25	7	51	26	.662
Locke Brown	1925-26	1	10	6	.625
Benny Blatt	1926-30	4	51	22	.699
Johnny Douglas	1930-33	3	18	31	.367
Charlie Willard	1933-35	2	14	16	.450
Rock Norman	1935-40	5	45	31	.592
Ben Parker	1940-41	2	10	17	.370
Ben Clemons	1941-42, 1943-44	2	4	17	.190
Bo Sherman	1942-43	1	8	6	.571
Ernest Wehman	1944-45	1	16	7	.696
Eugene Clark	1945-46	1	7	11	.389
Whitey Piro	1946-47	1	5	11	.313
Bernard O'Neil	1947-52	5	28	72	.280
Leo Zack	1952-54	2	5	32	.135
Jim Browning	1954-55	1	1	21	.045
Hank Witt	1955-56	1	2	19	.095
Norm Sloan	1956-60	4	57	38	.600
Mel Thompson	1960-67	7	67	96	.411
Dick Campbell	1967-71	4	45	54	.455
George Hill	1971-74	3	33	42	.440
Les Robinson	1974-85	11	132	162	.411
Randy Nesbit	1985-92	7	75	121	.383
Pat Dennis	1992-06	14	158	232	.407
Ed Conroy	2006-10	4	49	76	.392
Chuck Driesell	2010-15	5	42	113	.271
Duggar Baucom	2015-present	5	51	106	.325

ETSU

Coach	Seasons	Years	W	L	Pct.
Charles Reece	1918-22	4	19	12	.613
Vernon McFee	1922-23	1	5	5	.500
Jim Luck	1923-25	2	10	15	.400
John Robinson	1925-31	6	25	40	.364
Gene McMurray	1933-47	13	90	84	.517
L.T. Roberts	1947-48	1	9	8	.529
Madison Brooks	1948-73	25	370	263	.585
Leroy Fisher	1973-76	3	23	52	.307
Sonny Smith	1976-78	2	30	23	.566
Jim Halihan	1978-82	4	57	53	.518
Barry Dowd	1982-85	3	40	46	.465
Les Robinson	1985-90	5	81	70	.536
Alan LeForce	1990-96	6	108	70	.607
Ed DeChellis	1996-03	7	105	93	.530
Murry Bartow	2003-15	12	224	165	.576
Steve Forbes	2015-20	5	130	43	.751
Jason Shay	2020-present				First season



Les Robinson coached at The Citadel from 1974-85 and at ETSU from 1985-90. Robinson is ninth in SoCon history with 213 career wins between the two institutions and was inducted into the league's Hall of Fame as a special contributor in 2018.

Furman

Coach	Seasons	Years	W	L	Pct.
W.L. Laval	1919-27	8	74	66	.529
A.W. Norman	1927-28	1	20	5	.800
A.P. McLeod	1928-33	5	75	19	.798
Flucie Stewart	1933-35	2	12	20	.375
Bob Smith	1935-42	7	57	77	.425
Selwyn Edwards	1944-45	1	2	14	.125
Lyles Alley	1945-49, '50-66	20	247	259	.488
Melvin Bell	1949-50	1	9	12	.429
Frank Selvy	1966-70	4	44	59	.427
Joe Williams	1970-78	8	142	87	.620
Eddie Holbrook	1978-82	4	65	48	.576
Jene Davis	1982-85	3	28	58	.368
Butch Estes	1985-94	9	135	122	.525
Joe Cantafio	1994-97	3	30	51	.370
Larry Davis	1997-06	9	122	141	.464
Jeff Jackson	2006-13	7	85	131	.394
Niko Medved	2013-17	4	62	71	.466
Bob Richey*	2017-present	3	73	26	.737

* Served as interim coach for final game of 2016-17 season

Mercer

Coach	Seasons	Years	W	L	Pct.
Unknown	1906-08	2			Unknown
C.C. McClure	1908-09	1	1	6	.143
Homes Maxon	1910-11	1	3	5	.375
C.C. "Doc" Stroud	1910-13	3	27	15	.643
J.J. Scully	1913-15	2	8	18	.308
Unknown	1915-16	1			Unknown
J.C. Clements	1916-17, 19-20	2	7	8	.467
Charles Morgan	1917-18	1	4	4	.500
Unknown	1918-19	1			Unknown
John Cody	1921-23	2	33	17	.660
M.P. Gilliam	1923-25	2	36	12	.750
John M. King	1925-26	1	16	8	.667
Bernie Moore	1926-28	2	24	11	.686
Oscar Long	1928-29	1	20	5	.800
Lake Russell	1929-30, 32-34, 36-39	6	41	37	.526
C. "Smokey" Harper	1930-31	1	11	4	.733
No team	1931-32	1			No team
Jimmy Slocum	1934-36	2	8	26	.235
Jimmy Daugherty	1939-40	1	6	13	.316
No teams	1940-44	4			No teams
Cliff Snow	1944-45	1	16	9	.640
No team	1945-46	1			No team
James Cowan	1946-51, 53-57	9	122	78	.610
Dan Nymicz	1951-53	2	40	16	.714
Robert Wilder	1957-70	13	147	171	.462
Dwayne Morrison	1970-73	3	48	22	.686
Joe Dan Gold	1973-74	1	16	8	.667
Bill Bibb	1974-89	15	222	194	.534
Brad Siegfried	1989-91	2	9	45	.167
Bill Hodges	1991-97	6	62	107	.367
Mark Slonaker	1997-08	11	128	189	.404
Bob Hoffman	2008-19	11	209	165	.559
Greg Gary	2019-present	1	17	15	.531

UNCG

Coach	Seasons	Years	W	L	Pct.
Jim Swiggett	1967-75	8	45	113	.285
Jack Mehl	1975-78	3	27	41	.397
Larry Hargett	1978-82	4	55	46	.545
Ed Douma	1982-84	2	28	23	.549
Bob McEvoy	1984-91	7	92	96	.489
Randy Peele	1995-99	4	46	69	.400
Fran McCaffery	1999-05	6	90	87	.508
Mike Dement*	1991-95, 2005-11	11	124	171	.420
Wes Miller^	2011-present	9	164	126	.566

* Six wins from 2007-08 later vacated

^ Served as interim coach for final 22 games of 2011-12 season

COACHING RECORDS BY SCHOOL



Samford					
Coach	Seasons	Years	W	L	Pct.
Unknown			14	10	.583
J.B. Longwell	1916-17	1	3	5	.375
R.E. Mitchell	1917-18	1	4	3	.571
Chester "Chet" Dillon	1918-20, 25-27	4	20	37	.351
R.C. Marshall	1920-22	2	6	14	.300
George W. Yarbrough	1923-24	1	3	8	.273
Toby Stubbs	1924-25	1	1	9	.100
Eddie McLane	1927-31, 32-34	6	38	72	.345
Wilbur Eaton	1931-32	1	6	20	.231
William "Billy" Bancroft	1934-38	4	50	37	.575
Jim Stuart	1938-42	4	58	37	.611
Euil "Snitz" Snider	1942-43	1	10	5	.667
Donald Lance	1946-47	1	11	10	.524
Herman Roberson	1947-50	3	42	37	.532
Earl Gartman	1950-55	5	71	73	.493
Virgil Ledbetter	1955-59, 63-65	6	56	83	.403
Walt Barnes	1959-63	4	61	40	.604
John Edwards	1965-68	3	32	40	.444
Van Washer	1968-72	4	46	55	.455
Ron Harris	1972-75	3	20	57	.260
Fred Crowell	1975-79	4	28	76	.269
Cliff Wettig	1979-81	2	18	36	.333
Mike Hanks	1981-84	3	46	38	.548
Mel Hankinson	1984-87	3	38	47	.447
Ed McLane	1987-91	4	27	83	.245
John Brady	1991-97	6	89	77	.536
Jimmy Tillette*	1997-12	15	229	219	.511
Benny Seltzer	2012-14	2	24	41	.369
Scott Padgett	2014-20	6	84	115	.422
Bucky McMillan	2020-present				First season

* Six wins from 2010-11 later vacated

Chattanooga					
Coach	Seasons	Years	W	L	Pct.
John Speigel	1915-16	1	2	4	.333
W.V. Jarratt	1919-20	1	4	2	.667
Bill Redd	1920-28	8	62	39	.614
Harold Drew	1928-31	3	26	23	.531
Humpy Phillips	1931-33	2	30	16	.652
Pop Keyser	1933-39	6	37	73	.336
Perron Shoemaker	1939-46	4	17	57	.230
Bill O'Brien	1946-55	9	50	99	.336
Ben Boulware	1955-58	3	13	43	.232
Tommy Bartlett	1958-62	4	57	36	.613
Leon Ford	1962-72	10	128	123	.510
Ron Shumate	1972-79	7	139	61	.695
Murray Arnold	1979-85	6	135	46	.746
Mack McCarthy	1985-97	12	243	122	.667
Henry Dickerson	1997-02	5	72	73	.497
Jeff Lebo	2002-04	2	40	20	.667
John Shulman	2004-13	9	145	146	.498
Will Wade	2013-15	2	40	25	.615
Matt McCall	2015-17	2	47	18	.723
Lamont Paris	2017-present	3	42	56	.429

VMI					
Coach	Seasons	Years	W	L	Pct.
Pete Krebs	1908-09	1	3	3	.500
F.J. Pratt	1909-10	1	2	5	.286
J. Mitchell	1910-11	1	3	5	.375
Alpha Brummage	1911-13	2	14	9	.609
W.C. Raferty	1913-14, 22-34	13	68	112	.378
F.H. Gaoton	1914-17	3	26	10	.722
E.C. Abell	1917-19	2	14	12	.538
Pinky Spruhan	1919-22	3	38	9	.809
Frank Summers	1934-36, 47-49	4	12	61	.164
Pooley Hubert	1936-37, 42-43	2	14	19	.424
J. Elmore	1937-38	1	4	11	.267

Jimmy Walker	1938-42	4	27	39	.409
Joe Daher	1943-45	2	2	24	.077
Jay McWilliams	1945-46	1	1	10	.091
Lloyd Roberts	1946-47	1	4	15	.211
Bill O'Hara	1949-52	3	10	56	.152
Chuck Noe	1952-55	3	24	46	.343
Jack Null	1955-58	3	12	58	.171
L.F. Miller	1958-64	6	41	83	.331
Gary McPherson	1964-69	5	32	77	.294
Mike Schuler	1969-72	3	13	63	.171
Bill Blair	1972-76	4	48	60	.444
Charlie Schmaus	1976-82	6	75	90	.455
Marty Fletcher	1982-86	4	37	75	.330
Joe Cantafio	1986-94	8	79	147	.350
Bart Bellairs	1995-05	11	116	191	.378
Duggar Baucom	2005-15	10	151	159	.487
Dan Earl	2015-present	5	44	111	.284


Western Carolina					
Coach	Seasons	Years	W	L	Pct.
Marion McDonald	1945-47	2	28	22	.560
Tuck McConnell	1947-50	3	36	43	.456
Jim Gudger	1950-69	19	311	222	.583
Jim Hartbarger	1969-75	6	86	73	.541
Fred Conley	1975-77	2	31	32	.492
Steve Cottrell	1977-87	10	145	133	.522
Herb Krusen	1987-88	1	8	19	.269
Dave Possinger	1988-89	1	12	16	.429
Greg Blatt	1989-93	4	38	73	.342
Benny Dees	1993-95	2	26	30	.464
Phil Hopkins	1995-00	5	65	76	.461
Steve Shurina	2000-05	5	48	97	.331
Larry Hunter	2005-18	13	193	229	.457
Mark Prosser	2018-present	2	26	37	.413

Wofford					
Coach	Seasons	Years	W	L	Pct.
L.J. Denning	1915-16	1	8	4	.667
Leslie Moser	1916-19	3	3	5	.375
J.P. Major	1919-20, 21-26	6	15	12	.556
John F. Gorsuch	1920-21	1	8	8	.500
Capt. Lindsay	1926-27	1	8	5	.615
Charles Lutz	1927-30	3	10	35	.222
Jack Frost	1930-35	5	46	21	.687
Roy Robertson	1935-41	6	66	58	.516
Phil Dickens	1941-42	1	10	14	.417
Ted Petoskey	1942-46	4	21	24	.467
Joel Robertson	1946-58	12	157	124	.559
Gene Alexander	1958-77	19	283	265	.516
Wayne Earhardt	1977-85	8	106	139	.433
Richard Johnson	1985-02	17	236	230	.506
Mike Young	2002-19	17	299	244	.550
Jay McAuley	2019-present	1	19	16	.543

SCORING

Year		Pts.	Avg.
1953-54	Frank Selvy, Furman *	1,209	41.7
1954-55	Darrell Floyd, Furman *	897	35.9
1955-56	Darrell Floyd, Furman *	946	33.8
1956-57	Rod Hundley, West Virginia	671	23.1
1957-58	Bob Ayersman, Virginia Tech	393	20.7
1958-59	Jerry West, West Virginia	903	26.6
1959-60	Jerry West, West Virginia	908	29.3
1960-61	Jeff Cohen, William & Mary	575	24.0
1961-62	Jerry Smith, Furman	728	26.9
1962-63	Fred Hetzel, Davidson	634	23.5
1963-64	Fred Hetzel, Davidson	709	27.3
1964-65	Fred Hetzel, Davidson	689	26.5
1965-66	Dick Snyder, Davidson	753	26.9
1966-67	Johnny Moates, Richmond	574	25.0
1967-68	Bob Sherwood, William & Mary	518	22.5
1968-69	Bob Tallent, George Washington	686	29.8
1969-70	Mike Tallent, George Washington	489	21.3
1970-71	Tom Jasper, William & Mary	472	18.9
1971-72	Russ Hunt, Furman	582	23.3
1972-73	Aron Stewart, Richmond	545	30.3
1973-74	Aron Stewart, Richmond	663	26.5
1974-75	Bob McCurdy, Richmond *	855	32.9
1975-76	Ray Miller, Furman	584	21.6
1976-77	Bruce Grimm, Furman	503	24.0
1977-78	Ron Carter, VMI	736	26.3
1978-79	John Gerdy, Davidson	721	26.7
1979-80	Greg Dennis, Western Carolina	574	21.3
1980-81	Mel Daniel, Furman	528	22.0
1981-82	Ronnie Carr, Western Carolina	494	19.0
1982-83	Willie White, Chattanooga	553	18.4
1983-84	Regan Truesdale, The Citadel	617	22.0
1984-85	Regan Truesdale, The Citadel	624	21.5
1985-86	Gay Elmore, VMI	637	22.8
1986-87	Gay Elmore, VMI	713	25.5
1987-88	Skip Henderson, Marshall	804	25.1
1988-89	John Taft, Marshall	375	26.0
1989-90	John Taft, Marshall	584	23.4
1990-91	John Taft, Marshall	764	27.3
1991-92	Terry Boyd, Western Carolina	525	22.8
1992-93	Billy Ross, Appalachian State	683	24.4
1993-94	Frankie King, Western Carolina	752	26.9
1994-95	Frankie King, Western Carolina	743	26.5
1995-96	Anquell McCollum, Western Carolina	751	25.0
1996-97	John Brannen, Marshall	605	20.9
1997-98	Greg Stephens, ETSU	447	17.2
1998-99	Jason Bell, VMI	492	18.9
1999-00	Jarvis Hayes, Western Carolina	479	17.1
2000-01	Ian Chadwick, Wofford	509	20.4
2001-02	Jason Conley, VMI *	820	29.3
2002-03	Kevin Martin, Western Carolina	546	22.8
2003-04	Kevin Martin, Western Carolina	673	24.9
2004-05	Tim Smith, ETSU	645	22.2
2005-06	Elton Nesbitt, Georgia Southern	651	21.7
2006-07	Stephen Curry, Davidson	730	21.5
2007-08	Stephen Curry, Davidson	931	25.9
2008-09	Stephen Curry, Davidson *	974	28.6
2009-10	Donald Sims, Appalachian State	754	20.4
2010-11	Andrew Goudelock, College of Charleston	877	23.7
2011-12	Travis Simpson, UNCG	550	18.3
2012-13	Travis Simpson, UNCG	541	18.7
2013-14	Jelani Hewitt, Georgia Southern	660	19.4
2014-15	Jalen Riley, ETSU	587	20.2
2015-16	QJ Peterson, VMI	595	19.8
2016-17	QJ Peterson, VMI	589	19.6
2017-18	Fletcher Magee, Wofford	751	22.1
2018-19	Bubba Parham, VMI	686	21.4
2019-20	Josh Sharkey, Samford	540	18.0

* - NCAA scoring leader



Western Carolina's Anquell McCollum led the league in scoring in 1995-96 with 25.0 points per game. Later an assistant coach for Catamounts, McCollum was named the SoCon's player of the year in 1996 by both the coaches and media.

FIELD-GOAL PERCENTAGE

Year		FGM-FGA	Pct.
1953-54	Joe Holup, George Washington	179-313	57.2
1954-55	Joe Holup, George Washington	233-373	59.8
1955-56	Joe Holup, George Washington	200-309	64.7
1956-57	Bob Hoitsman, William & Mary	117-216	54.2
1957-58	Howard McDonald, George Washington	165-314	52.5
1958-59	Dag Wilson, Furman	157-289	54.3
1959-60	Chuck Sanders, William & Mary	98-191	51.2
1960-61	Bobby Pinson, Furman	106-204	51.9
1961-62	Keith Stowers, The Citadel	135-214	63.1
1962-63	Fred Hetzel, Davidson	273-471	58.0
1963-64	Terry Holland, Davidson	135-214	63.1
1964-65	Fred Hetzel, Davidson	273-471	58.0
1965-66	Bob Nugent, George Washington	65-106	61.3
1966-67	Dave Daugherty, William & Mary	109-198	55.1
1967-68	Mike Maloy, Davidson	133-238	55.9
1968-69	Al Kroboth, The Citadel	125-206	60.7
1969-70	Joe Brunson, Furman	127-226	56.2
1970-71	Steve Kirley, Davidson	123-214	57.5
1971-72	John Pecorak, Davidson	89-156	57.1
1972-73	Larry Horowitz, Davidson	107-197	54.3
1973-74	Bob McCurdy, Richmond	216-369	58.5
1974-75	Larry Hunt, East Carolina	130-222	58.6
1975-76	Dave Montgomery, VMI	126-224	56.3
1976-77	Dave Montgomery, VMI	161-247	65.2
1977-78	Rich DiBenedetto, Davidson	120-200	60.0
1978-79	Rick Swing, The Citadel	176-317	55.5
1979-80	Rich DiBenedetto, Davidson	181-292	62.0
1980-81	Charles Payton, Appalachian State	178-281	63.3
1981-82	George Singleton, Furman	120-205	58.5
1982-83	Troy Lee Mikell, ETSU	197-292	67.5
1983-84	George Singleton, Furman	164-276	59.4
1984-85	Skip Henderson, Marshall	241-436	55.3
1985-86	Calvin Cannady, ETSU	143-237	60.3
1986-87	Jeff Himes, Davidson	196-319	61.4
1987-88	Tom Curry, Marshall	186-309	60.2

YEARLY STATISTICAL LEADERS



1988-89	Sam Gibson, Appalachian State	182-300	60.7
1989-90	Broderick Parker, Appalachian State	150-250	60.0
1990-91	Rodney English, ETSU	189-292	64.7
1991-92	Bruce Evans, Furman	169-301	56.1
1992-93	Detlef Musch, Davidson	163-294	55.4
1993-94	Brandon Born, Chattanooga	166-289	57.4
1994-95	George Spain, Davidson	141-210	67.1
1995-96	Kareem Livingston, Appalachian State	161-285	56.5
1996-97	Matt Newman, The Citadel	138-270	51.1
1997-98	Kareem Livingston, Appalachian State	145-231	62.8
1998-99	Jody Lumpkin, College of Charleston	131-216	60.6
1999-00	Jonas Hayes, Western Carolina	84-134	62.7
2000-01	Dusty Pulian, Chattanooga	101-140	72.1
2001-02	Kelvin Wylie, Western Carolina	117-203	57.6
2002-03	Johnathan Mitchell, Appalachian State	88-140	62.9
2003-04	Frank Bennett, Georgia Southern	163-276	59.1
2004-05	Kyle Hines, UNCG	175-282	62.1
2005-06	Charles Anderson, Chattanooga	131-210	62.4
2006-07	Donte Minter, Appalachian State	122-190	64.2
2007-08	Noah Dahlman, Wofford	92-151	60.9
2008-09	Noah Dahlman, Wofford	193-321	60.1
2009-10	Isaac Butts, Appalachian State	142-236	60.2
2010-11	Noah Dahlman, Wofford	255-417	61.2
2011-12	Isaac Butts, Appalachian State	87-135	64.4
2012-13	Mike Groselle, The Citadel	189-329	57.4
2013-14	Tim Williams, Samford	217-360	60.3
2014-15	Phillip Anglade, VMI	111-185	60.0
2015-16	R.J. White, UNCG	167-271	61.6
2016-17	Justin Tuoyo, Chattanooga	156-242	64.5
2017-18	Cameron Jackson, Wofford	158-263	60.1
2018-19	Matt Rafferty, Furman	217-353	61.5
2019-20	Chevez Goodwin, Wofford	176-275	64.0

3-POINT FIELD-GOAL PERCENTAGE

Year		FGM-FGA	Pct.
1980-81	Todd Haynes, Davidson	5-13	61.5
1981-82	Ronnie Carr, Western Carolina	8-11	72.7
1982-83	Marc Quesenberry, ETSU	33-66	50.0
1983-84	Quentin Moore, Western Carolina	45-83	54.2
1984-85	N/A		
1985-86	N/A		
1986-87	Derek Rucker, Davidson	73-147	49.7
1987-88	Shawn Reid, Furman	66-143	46.1
1988-89	Keith Gray, Western Carolina	44-85	51.8
1989-90	Keith Jennings, ETSU	63-127	49.6
1990-91	Keith Jennings, ETSU	84-142	59.2
1991-92	Billy Ross, Appalachian State	57-128	44.5
1992-93	Jason Zimmerman, Davidson	62-149	41.6
1993-94	Brandon Born, Chattanooga	67-135	49.6
1994-95	Malik Hightower, Marshall	46-96	47.9
1995-96	Joe Stafford, Western Carolina	58-110	52.7
1996-97	Willie Young, Chattanooga	62-145	42.8
1997-98	Wes Moore, Chattanooga	58-137	42.3
1998-99	Alan Puckett, The Citadel	55-113	48.7
1999-00	Alan Puckett, The Citadel	71-166	42.8
2000-01	Jay Joseph, UNCG	59-139	42.4
2001-02	Peter Anderer, Davidson	84-185	45.4
2002-03	Brendan Winters, Davidson	47-93	50.5
2003-04	Bryan Richardson, Chattanooga	52-115	45.2
2004-05	Ben Earle, Furman	51-117	43.6
2005-06	Donte Gennie, Georgia Southern	47-104	45.2
2006-07	Kendall Toney, UNCG	50-115	43.5
2007-08	Ryann Abraham, Appalachian State	45-97	46.4
2008-09	Ben Drayton III, Georgia Southern	43-88	48.9
2009-10	Colby Wohlleg, Georgia Southern	60-123	48.8
2010-11	Noah States, Furman	41-89	46.1
2011-12	Drew Parker, UNCG	40-84	47.6
2012-13	Nik Cochran, Davidson	50-102	49.0
2013-14	Tanner Samson, Elon	79-182	43.4
2014-15	Eric Robertson, Chattanooga	65-139	46.8
2015-16	Fletcher Magee, Wofford	91-190	47.9
2016-17	Francis Alonso, UNCG	102-221	46.2
2017-18	Triston Chambers, Samford	66-146	45.2

2018-19	Nathan Hoover, Wofford	92-196	46.9
2019-20	Onno Steger, Western Carolina	80-187	42.8

FREE-THROW PERCENTAGE

Year		FTM-FTA	Pct.
1953-54	Walter Devlin, George Washington	115-141	81.6
1954-55	Ed Harrison, Richmond	148-180	82.2
1955-56	Joe Petcavich, George Washington	138-166	83.1
1956-57	Warren Mitchell, Richmond	153-185	82.7
1957-58	Semi Mintz, Davidson	105-119	88.2
1958-59	Gene Guarilia, George Washington	99-119	83.2
1959-60	Tom Farrington, William & Mary	75-87	86.2
1960-61	Tom Conrad, Furman	98-118	83.1
1961-62	Bucky Keller, Virginia Tech	169-206	82.0
1962-63	Jerry Smith, Furman	204-238	58.7
1963-64	Jack Long, Virginia Tech	87-103	84.5
1964-65	Mark Lane, George Washington	94-106	88.7
1965-66	Bobby Lane, Davidson	82-92	89.1
1966-67	Dave Daugherty, William & Mary	77-88	87.5
1967-68	Bob Dennis, George Washington	71-81	87.7
1968-69	Bob Tallent, George Washington	146-164	89.0
1969-70	Steve McCammon, Furman	58-72	80.6
1970-71	Stan Ryfinski, Richmond	53-64	82.8
1971-72	George Spack, William & Mary	84-100	84.0
1972-73	Chuck Cordell, The Citadel	67-75	90.5
1973-74	Mike Arizin, William & Mary	119-143	83.2
1974-75	Bob McCurdy, Richmond	213-276	77.2
1975-76	John Lowenhaupt, William & Mary	87-110	79.1
1976-77	Bruce Grimm, Furman	135-159	84.9
1977-78	Bunny Gibson, Marshall	84-89	94.4
1978-79	Greg White, Marshall	85-95	89.5
1979-80	Randy Nesbit, The Citadel	74-80	92.5
1980-81	Greg Dennis, Western Carolina	124-146	84.9
1981-82	Greg Dennis, Western Carolina	165-189	87.3
1982-83	Andy Black, Appalachian State	63-78	80.8
1983-84	Willie White, Chattanooga	124-143	86.7
1984-85	Jimmy Tharpe, The Citadel	87-101	86.1



Davidson's Nik Cochran led the SoCon in free-throw percentage for three straight seasons, connecting on 93.5 percent of his chances in 2012-13, good for the best mark in the league since 1977-78.

YEARLY STATISTICAL LEADERS

#SoConHoops

1985-86	Clifford Waddy, Western Carolina	70-78	89.7
1986-87	Robert Hill, Western Carolina	76-89	85.4
1987-88	Kemp Phillips, Appalachian State	118-142	83.1
1988-89	Ronnie Christian, Appalachian State	76-86	88.4
1989-90	Keith Jennings, ETSU	107-122	87.7
1990-91	Keith Jennings, ETSU	136-152	89.5
1991-92	Tim Brooks, Chattanooga	123-141	87.2
1992-93	Janko Narat, Davidson	85-98	86.7
1993-94	Chad Copeland, Chattanooga	206-230	89.6
1994-95	Brandon Born, Chattanooga	135-155	87.1
1995-96	Bobby Prince, VMI	93-111	83.8
1996-97	Larry Mayo, Western Carolina	75-89	84.3
1997-98	Jamie Jenkins, The Citadel	70-86	81.4
1998-99	Jermel President, Col. of Charleston	94-105	89.5
1999-00	Nathan Jameson, UNCG	72-82	87.8
2000-01	Nathan Jameson, UNCG	77-86	89.5
2001-02	Ryan Lawson, ETSU	68-73	93.2
2002-03	Tim Parker, Chattanooga	78-85	91.8
2003-04	Terry Williams, Georgia Southern	81-90	90.0
2004-05	Tony Mitchell	76-90	84.4
2005-06	Eric Webb, Furman	74-86	86.0
2006-07	Stephen Curry, Davidson	124-145	85.5
2007-08	Stephen Curry, Davidson	135-151	89.4
2008-09	Mikko Koivisto, UNCG	65-73	89.0
2009-10	Donald Sims, Appalachian State	175-184	95.1
2010-11	Nik Cochran, Davidson	89-101	88.1
2011-12	Nik Cochran, Davidson	124-140	88.6
2012-13	Nik Cochran, Davidson	116-124	93.5
2013-14	Matt Van Scyoc, The Citadel	117-136	86.0
2014-15	Ashton Moore, The Citadel	116-135	85.9
2015-16	Fletcher Magee, Wofford	86-93	92.5
2016-17	Eric Garcia, Wofford	128-139	92.1
2017-18	Fletcher Magee, Wofford	97-107	90.7
2018-19	Fletcher Magee, Wofford	101-111	91.0
2019-20	Nathan Hoover, Wofford	93-100	93.0


REBOUNDING

Year	No.	Avg.	
1953-54	Joe Holup, George Washington	484	18.6
1954-55	Joe Holup, George Washington	546	18.2
1955-56	Joe Holup, George Washington	604	23.3
1956-57	Gene Guarilia, George Washington	447	18.6
1957-58	Roy Lange, William & Mary	371	12.8
1958-59	Chris Smith, Virginia Tech	429	20.4
1959-60	Jeff Cohen, William & Mary	471	18.1
1960-61	Jeff Cohen, William & Mary	424	17.7
1961-62	Gerald Glur, Furman	488	18.1
1962-63	Kirk Gooding, William & Mary	302	15.1
1963-64	Joe Adamitis, George Washington	417	16.0
1964-65	Fred Hetzel, Davidson	384	14.8
1965-66	Ben Pomeroy, William & Mary	300	12.5
1966-67	Steve Powers, VMI	318	15.1
1967-68	Steve Powers, VMI	275	13.8
1968-69	Joe Brunson, Furman	322	15.3
1969-70	Joe Brunson, Furman	383	16.0
1970-71	Al Faber, East Carolina	288	12.0
1971-72	Al Faber, East Carolina	248	10.3
1972-73	Aron Stewart, Richmond	209	11.6
1973-74	Clyde Mayes, Furman	402	13.0
1974-75	Clyde Mayes, Furman	325	13.5
1975-76	Jim Strickland, Furman	301	11.1
1976-77	Jonathan Moore, Furman	314	11.2
1977-78	Tony Searcy, Appalachian State	359	12.8
1978-79	Mel Hubbard, Appalachian State	291	10.0
1979-80	Kenny Trimier, Western Carolina	276	10.2
1980-81	Charles Payton, Appalachian State	309	10.7
1981-82	Andre Motley, ETSU	234	8.7
1982-83	Winfred King, ETSU	257	10.2
1983-84	Dale Roberts, Appalachian State	249	8.6
1984-85	Clifford Morgan, Chattanooga	285	8.9
1985-86	Rodney Holden, Marshall	260	8.7
1986-87	Rodney Holden, Marshall	238	8.8
1987-88	Lance Fulse, Chattanooga	300	9.1

1988-89	Vincent Robinson, Chattanooga	247	9.2
1989-90	Eric Dailey, Western Carolina	270	9.6
1990-91	Keith Nelson, Chattanooga	264	9.1
1991-92	Keith Nelson, Chattanooga	259	9.3
1992-93	Chad McClendon, Appalachian State	235	8.4
1993-94	Brian Edwards, Furman	290	10.4
1994-95	Chad McClendon, Appalachian State	293	10.1
1995-96	Brent Conley, VMI	236	8.4
1996-97	Chuck Vincent, Furman	263	9.7
1997-98	Reggie Todd, ETSU	206	8.6
1998-99	Daniel Quigley, Furman	250	8.9
1999-00	Demetrius Cherry, UNCG	262	9.4
2000-01	Eric Mann, VMI	294	10.5
2001-02	Zakee Wadood, ETSU	258	9.2
2002-03	Conor Grace, Davidson	233	8.6
2003-04	Zakee Wadood, ETSU	263	8.0
2004-05	Dillion Sneed, ETSU	275	9.5
2005-06	Kyle Hines, UNCG	247	8.2
2006-07	Kyle Hines, UNCG	260	9.0
2007-08	Kyle Hines, UNCG	281	9.1
2008-09	Andrew Lovedale, Davidson	306	8.7
2009-10	Ben Stywall, UNCG	323	10.4
2010-11	Tim Johnson, Wofford	288	8.5
2011-12	Mike Groselle, The Citadel	288	9.6
2012-13	Adjehi Baru, College of Charleston	292	8.3
2013-14	Z. Mason, Chattanooga	300	9.7
2014-15	Kris Acox, Furman	241	7.5
2015-16	Stephon Jelks, Mercer	284	8.4
2016-17	Wyatt Walker, Samford	329	9.7
2017-18	James Dickey, UNCG	286	8.4
2018-19	Jeromy Rodriguez, ETSU	361	10.9
2019-20	Carlos Dotson, Western Carolina	291	9.7

ASSISTS

Year	No.	Avg.	
1978-79	Greg White, Marshall	168	6.2
1979-80	Kevin Young, Western Carolina	159	5.9
1980-81	Greg White, Marshall	171	6.1
1981-82	Sam Henry, Marshall	190	7.0
1982-83	Sam Henry, Marshall	157	5.8
1983-84	Quentin Moore, Western Carolina	146	5.2



VMI's Eric Mann led the SoCon in 2000-01 with 10.5 rebounds per game, the best mark in the league in 21 years.

YEARLY STATISTICAL LEADERS



UNCG's Kyle Hines led the SoCon in blocked shots all four seasons of his career (2004-08). Hines was also the league's rebounding champion during his final three years.

1984-85	Mike Huffman, VMI	164	5.5
1985-86	Jimmy Tharpe, The Citadel	179	6.4
1986-87	Spotlight Walker, Western Carolina	177	6.1
1987-88	Keith Jennings, ETSU	183	6.3
1988-89	Keith Jennings, ETSU	202	6.5
1989-90	Keith Jennings, ETSU	297	8.7
1990-91	Keith Jennings, ETSU	301	9.1
1991-92	Tim Brooks, Chattanooga	205	6.8
1992-93	Tim Brooks, Chattanooga	209	6.3
1993-94	Gary Robb, Chattanooga	158	5.3
1994-95	Bobby Prince, VMI	173	6.4
1995-96	Jason Williams, Marshall	178	6.4
1996-97	Ali Ton, Davidson	190	6.8
1997-98	Ali Ton, Davidson	193	6.4
1998-99	Ali Ton, Davidson	190	7.6
1999-00	Casey Rogers, Western Carolina	213	7.6
2000-01	Sean Peterson, Georgia Southern	187	6.2
2001-02	Guilherme Da Luz, Furman	206	6.7
2002-03	Richard Little, VMI	216	7.2
2003-04	Terry Williams, Georgia Southern	158	5.5
2004-05	Kenny Grant, Davidson	178	5.6
2005-06	Kenny Grant, Davidson	208	6.7
2006-07	Jason Richards, Davidson	249	7.3
2007-08	Jason Richards, Davidson	293	8.1
2008-09	Stephen Curry, Davidson	189	5.6
2009-10	Willie Powers, Georgia Southern	175	5.5
2010-11	Chris Long, Elon	188	6.1
2011-12	Keegan Bell, Chattanooga	197	6.2
2012-13	Marshall Harris III, The Citadel	155	5.2
2013-14	Trey Sumler, Western Carolina	138	4.3
2014-15	Phillip Leonard, Mercer	158	4.5
2015-16	P.J. Boute, The Citadel	175	5.6
2016-17	Eric Garcia, Wofford	226	6.8
2017-18	Justin Coleman, Samford	210	6.6
2018-19	Josh Sharkey, Samford	239	7.2
2019-20	Josh Sharkey, Samford	217	7.2

BLOCKED SHOTS

Year	No.	Avg.	
1985-86	Calvin Cannady, ETSU	38	1.4
1986-87	Tom Curry, Marshall	29	0.9

1987-88	Tom Curry, Marshall	51	1.8
1988-89	Omar Roland, Marshall	47	1.8
1989-90	Omar Roland, Marshall	101	3.6
1990-91	Lewis Preston, VMI	64	2.3
1991-92	Lewis Preston, VM	65	2.4
1992-93	Ricky Nedd, Appalachian State	67	2.4
1993-94	Ricky Nedd, Appalachian State	53	2.0
1994-95	Roger Smith, Chattanooga	55	2.1
1995-96	Kirill Misyuchenko, The Citadel	65	2.6
1996-97	Kirill Misyuchenko, The Citadel	83	3.1
1997-98	Kirill Misyuchenko, The Citadel	67	2.6
1998-99	Otis Donald, Chattanooga	66	2.4
1999-00	Jody Lumpkin, College of Charleston	93	3.1
2000-01	Rans Brempong, Western Carolina	93	3.0
2001-02	Neil Ashby, Chattanooga	89	3.1
2002-03	Rans Brempong, Western Carolina	65	2.5
2003-04	Mike Benton, College of Charleston	82	2.8
2004-05	Kyle Hines, UNCG	106	3.5
2005-06	Kyle Hines, UNCG	84	2.8
2006-07	Kyle Hines, UNCG	64	2.2
2007-08	Kyle Hines, UNCG	95	3.1
2008-09	Damian Eargle, UNCG	57	2.0
2009-10	Rory Spencer, Georgia Southern	62	1.9
2010-11	Jake Cohen, Davidson	49	1.5
2011-12	Jake Cohen, Davidson	55	1.7
2012-13	Lucas Troutman, Elon	64	2.1
2013-14	Z. Mason, Chattanooga	92	3.0
2014-15	Justin Tuoyo, Chattanooga	104	3.3
2015-16	Justin Tuoyo, Chattanooga	77	2.3
2016-17	Justin Tuoyo, Chattanooga	89	2.9
2017-18	James Dickey, UNCG	71	2.1
2018-19	Ruben Guerrero, Samford	69	2.1
2019-20	Kyrin Galloway, UNCG	45	1.7

STEALS

Year	No.	Avg.	
1985-86	Derek Rucker, Davidson	67	2.2
1986-87	Ace Tanner, Davidson	60	2.0
1987-88	Keith Jennings, ETSU	75	2.6
1988-89	Keith Jennings, ETSU	66	2.1
1989-90	Rodney Peel, Appalachian State	75	2.5
1990-91	Keith Jennings, ETSU	109	3.3
1991-92	Tim Brooks, Chattanooga	83	2.8
1992-93	Tyrone Phillips, Marshall	65	2.5
1993-94	Trazel Silvers, ETSU	77	2.6
1994-95	Chad Leonard, The Citadel	68	2.5
1995-96	Sidney Coles, Marshall	70	2.7
1996-97	Sidney Coles, Marshall	70	2.5
1997-98	Jason Bell, VMI	67	2.9
1998-99	Jason Bell, VMI	77	3.0
1999-00	Tyson Patterson, Appalachian State	87	2.7
2000-01	Courtney Eldridge, UNCG	82	2.7
2001-02	Jason Conley, VMI	82	2.9
2002-03	Zakee Wadood, ETSU	93	3.2
2003-04	Zakee Wadood, ETSU	92	2.8
2004-05	D.J. Thompson, Appalachian State	81	2.7
2005-06	Ricky Hickman, UNCG	77	2.8
2006-07	D.J. Thompson, Appalachian State	85	2.6
2007-08	Brigham Waginger, Western Carolina	69	2.2
2008-09	Brigham Waginger, Western Carolina	81	2.6
2009-10	Brigham Waginger, Western Carolina	90	2.6
2010-11	Mike Williams, Western Carolina	67	2.0
2011-12	Andrew Lawrence, College of Charleston	58	1.9
2012-13	Karl Cochran, Wofford	63	2.0
2013-14	Jelani Hewitt, Georgia Southern	75	2.2
2014-15	James Sinclair, Western Carolina	67	2.2
2015-16	Justin Browning, Western Carolina	73	2.2
2016-17	Preston Parks, The Citadel	60	2.0
2017-18	Desonta Bradford, ETSU	62	1.9
2018-19	Isaiah Miller, UNCG	104	2.9
2019-20	Isaiah Miller, UNCG	89	2.8

YEARLY STATISTICAL LEADERS

SCORING OFFENSE

Year	Points	Avg.
1953-54	Furman	2,658 91.7
1954-55	Furman	2,572 95.3
1955-56	Furman	2,492 89.0
1956-57	West Virginia	2,524 84.1
1957-58	West Virginia	2,433 86.9
1958-59	West Virginia	2,884 84.8
1959-60	West Virginia	2,775 89.5
1960-61	West Virginia	2,325 86.1
1961-62	West Virginia	2,562 85.4
1962-63	West Virginia	2,554 82.4
1963-64	Davidson	2,322 89.3
1964-65	Davidson	2,300 88.5
1965-66	West Virginia	2,423 86.5
1966-67	West Virginia	2,442 87.2
1967-68	Davidson	2,334 80.5
1968-69	Davidson	2,613 87.1
1969-70	Davidson	2,265 83.9
1970-71	Furman	2,182 80.8
1971-72	Furman	2,592 92.6
1972-73	Furman	2,500 86.2
1973-74	Davidson	2,152 79.7
1974-75	East Carolina	2,348 83.9
1975-76	VMI	2,450 76.6
1976-77	Furman	2,347 83.8
1977-78	Furman	2,501 83.7
1978-79	Furman	2,398 82.7
1979-80	Furman	2,427 80.9
1980-81	Marshall	2,281 81.5
1981-82	ETSU	2,256 80.6
1982-83	Marshall	2,212 79.0
1983-84	Marshall	2,601 83.9
1984-85	The Citadel	2,247 77.5
1985-86	Marshall	2,285 76.2
1986-87	Marshall	2,494 80.5
1987-88	Marshall	2,683 83.8
1988-89	ETSU	2,652 85.5
1989-90	ETSU	3,032 89.2
1990-91	ETSU	3,103 94.0
1991-92	ETSU	2,670 86.1
1992-93	Chattanooga	2,820 85.5
1993-94	ETSU	2,512 83.7
1994-95	Marshall	2,279 84.4
1995-96	Marshall	2,560 91.4
1996-97	Marshall	2,314 79.8
1997-98	VMI	2,037 75.4
1998-99	Davidson	2,058 76.2
1999-00	Appalachian State	2,530 79.1

2000-01	Georgia Southern	2,296 76.5
2001-02	ETSU	2,281 81.5
2002-03	Appalachian State	2,434 83.9
2003-04	Chattanooga	2,465 82.2
2004-05	Georgia Southern	2,506 80.8
2005-06	Davidson	2,403 75.5
2006-07	Davidson	2,765 81.3
2007-08	Davidson	2,803 77.9
2008-09	Davidson	2,724 77.8
2009-10	College of Charleston	2,549 75.0
2010-11	College of Charleston	2,821 76.2
2011-12	Davidson	2,571 77.9
2012-13	Davidson	2,490 73.2
2013-14	Davidson	2,591 78.5
2014-15	VMI	2,415 80.5
2015-16	The Citadel	2,753 86.0
2016-17	The Citadel	2,964 89.8
2017-18	The Citadel	2,639 82.5
2018-19	The Citadel	2,553 85.1
2019-20	Western Carolina	2,444 78.8

SCORING DEFENSE

Year	Points	Avg.
1953-54	Richmond	1,881 62.7
1954-55	George Washington	1,974 65.8
1955-56	Virginia Tech	1,729 69.2
1956-57	Virginia Tech	1,421 64.6
1957-58	The Citadel	1,713 63.4
1958-59	The Citadel	1,253 63.3
1959-60	The Citadel	1,533 66.6
1960-61	Davidson	1,606 69.8
1961-62	Davidson	1,744 69.6
1962-63	William & Mary	1,551 64.6
1963-64	Furman	1,677 64.5
1964-65	William & Mary	1,678 67.1
1965-66	William & Mary	1,792 71.7
1966-67	William & Mary	1,802 72.4
1967-68	Davidson	1,997 68.9
1968-69	Davidson	2,209 73.6
1969-70	Davidson	1,947 72.1
1970-71	Davidson	1,723 66.3
1971-72	William & Mary	2,034 75.3
1972-73	The Citadel	1,864 71.7
1973-74	The Citadel	1,655 69.0
1974-75	William & Mary	2,189 66.3
1975-76	VMI	2,164 67.6
1976-77	William & Mary	2,012 67.1
1977-78	VMI	2,067 73.8
1978-79	Appalachian State	1,843 63.6
1979-80	Appalachian State	1,760 62.8
1980-81	Appalachian State	1,831 63.1
1981-82	Chattanooga	1,871 60.3
1982-83	Chattanooga	1,864 62.1
1983-84	Davidson	1,811 64.7
1984-85	VMI	1,816 60.5
1985-86	Davidson	1,974 63.7
1986-87	Davidson	2,059 68.6
1987-88	Furman	1,980 70.7
1988-89	Appalachian State	1,945 69.5
1989-90	Marshall	2,061 73.6
1990-91	Furman	2,177 75.1
1991-92	Chattanooga	2,157 71.9
1992-93	The Citadel	1,928 71.4
1993-94	The Citadel	1,873 69.4
1994-95	Furman	1,862 69.0
1995-96	Chattanooga	1,817 67.3
1996-97	Chattanooga	2,281 65.2
1997-98	The Citadel	1,741 62.2
1998-99	College of Charleston	1,834 59.2
1999-00	College of Charleston	1,759 58.6
2000-01	College of Charleston	1,739 60.0
2001-02	College of Charleston	1,824 60.8
2002-03	Furman	2,053 66.2
2003-04	Furman	1,940 66.9
2004-05	Chattanooga	2,034 65.6
2005-06	Wofford	1,909 65.8
2006-07	College of Charleston	2,166 65.5

2007-08	Davidson	2,274 63.2
2008-09	Samford	1,990 62.2
2009-10	The Citadel	1,914 59.8
2010-11	Furman	2,124 64.4
2011-12	Wofford	2,087 63.2
2012-13	Wofford	1,890 59.1
2013-14	Wofford	2,054 62.2
2014-15	Wofford	2,089 59.7
2015-16	Furman	2,333 66.7
2016-17	Furman	2,319 66.3
2017-18	UNCG	2,189 62.5
2018-19	Wofford	2,295 65.6
2019-20	ETSU	2,146 63.1

FIELD-GOAL PERCENTAGE

Year	FGM-FGA	Pct.
1953-54	George Washington	744-1,632 45.6
1954-55	George Washington	867-1,822 47.6
1955-56	George Washington	725-1,451 50.0
1956-57	West Virginia	902-2,169 41.6
1957-58	West Virginia	915-2,056 44.5
1958-59	West Virginia	1,075-2,355 45.5
1959-60	West Virginia	1,040-2,248 46.3
1960-61	The Citadel	785-1,759 44.6
1961-62	Virginia Tech	793-1,757 45.1
1962-63	Davidson	792-1,632 48.5
1963-64	Davidson	894-1,644 54.4
1964-65	Davidson	908-1,784 50.9
1965-66	Davidson	877-1,713 51.2
1966-67	William & Mary	653-1,394 46.8
1967-68	Davidson	700-1,413 49.5
1968-69	East Carolina	732-1,520 48.2
1969-70	East Carolina	772-1,643 46.7
1970-71	Davidson	624-1,354 46.1
1971-72	Davidson	727-1,542 47.1
1972-73	Davidson	798-1,636 48.8
1973-74	Davidson	832-1,646 50.5
1974-75	Furman	827-1,655 49.9
1975-76	VMI	992-1,958 50.7
1976-77	VMI	940-1,806 52.0
1977-78	Davidson	896-1,775 50.5
1978-79	The Citadel	864-1,616 53.5
1979-80	Davidson	720-1,433 50.2
1980-81	Davidson	809-1,530 52.9
1981-82	Chattanooga	891-1,760 51.0
1982-83	ETSU	885-1,669 53.0
1983-84	Western Carolina	797-1,565 50.9
1984-85	Davidson	739-1,453 50.9
1985-86	Appalachian State	744-1,493 49.8
1986-87	Marshall	946-1,777 53.2
1987-88	Appalachian State	744-1,493 49.8
1988-89	The Citadel	826-1,616 51.1
1989-90	ETSU	1,090-2,176 50.1
1990-91	Appalachian State	939-1,821 51.6
1991-92	Furman	760-1,581 48.1
1992-93	Chattanooga	995-2,059 48.3
1993-94	Davidson	798-1,653 48.3
1994-95	ETSU	810-1,771 45.7
1995-96	Marshall	927-1,874 49.5
1996-97	Appalachian State	718-1,485 48.4
1997-98	Appalachian State	741-1,646 45.0
1998-99	College of Charleston	830-1,702 48.8
1999-00	Appalachian State	915-1,882 48.6
2000-01	College of Charleston	678-1,495 45.4
2001-02	ETSU	822-1,790 45.9
2002-03	Chattanooga	846-1,750 48.3
2003-04	Chattanooga	861-1,751 49.2
2004-05	Furman	754-1,609 46.9
2005-06	Furman	716-1,544 46.4
2006-07	Appalachian State	914-1,909 47.9
2007-08	Appalachian State	780-1,644 47.4
2008-09	College of Charleston	1,014-2,150 47.2
2009-10	Appalachian State	954-2,006 47.6
2010-11	Coll. of Charleston	1,037-2,173 47.7
2011-12	Georgia Southern	749-1,608 46.6
2012-13	Davidson	837-1,813 46.2
2013-14	Davidson	896-1,877 47.7

#SoConHoops



Andrew Goudelock helped College of Charleston lead the league in scoring in 2009-10 and 2010-11.

YEARLY STATISTICAL LEADERS



2014-15	Wofford	818-1,802	45.4
2015-16	ETSU	984-2,135	46.1
2016-17	ETSU	960-1,966	48.8
2017-18	Mercer	878-1,854	47.4
2018-19	Wofford	1,044-2,132	49.0
2019-20	ETSU	919-1,936	47.5

3-POINT FIELD-GOAL PERCENTAGE

Year		FGM-FGA	Pct.
1980-81	Davidson	12-26	46.2
1981-82	Western Carolina	10-20	50.0
1982-83	ETSU	45-97	46.4
1983-84	Western Carolina	68-159	42.8
1984-85	N/A		
1985-86	N/A		
1986-87	Davidson	138-303	45.5
1987-88	Furman	140-351	39.8
1988-89	The Citadel	153-328	46.6
1989-90	ETSU	285-688	41.4
1990-91	Marshall	179-435	41.1
1991-92	Western Carolina	201-494	40.7
1992-93	Chattanooga	235-618	38.0
1993-94	Chattanooga	227-597	38.0
1994-95	ETSU	210-550	38.2
1995-96	Western Carolina	204-503	40.6
1996-97	Appalachian State	178-455	39.1
1997-98	Chattanooga	200-551	36.3
1998-99	ETSU	142-374	38.0
1999-00	Appalachian State	200-515	38.8
2000-01	UNCG	184-480	38.3
2001-02	College of Charleston	169-456	37.1
2002-03	Davidson	269-645	41.7
2003-04	Chattanooga	231-615	37.6
2004-05	Furman	267-678	39.4
2005-06	Georgia Southern	206-529	38.9
2006-07	Furman	239-639	37.4
2007-08	Appalachian State	232-603	38.5
2008-09	College of Charleston	300-785	38.2
2009-10	Appalachian State	279-703	39.7
2010-11	Wofford	197-493	40.0
2011-12	Elon	238-671	35.5
2012-13	Davidson	256-694	36.9
2013-14	Davidson	273-726	37.6
2014-15	The Citadel	206-515	40.0
2015-16	Wofford	270-662	40.8
2016-17	Wofford	311-771	40.3
2017-18	Wofford	357-865	41.3
2018-19	Wofford	385-929	41.4
2019-20	Western Carolina	302-818	36.9

FREE-THROW PERCENTAGE

Year		FTM-FTA	Pct.
1953-54	George Washington	604-847	71.3
1954-55	George Washington	615-819	75.1
1955-56	George Washington	640-914	70.0
1956-57	Virginia Tech	546-763	71.6
1957-58	William & Mary	670-922	72.7
1958-59	George Washington	402-534	75.3
1959-60	VMI	337-456	73.9
1960-61	Furman	452-634	71.3
1961-62	Furman	479-650	73.7
1962-63	Davidson	477-641	74.4
1963-64	Davidson	534-722	74.0
1964-65	Richmond	558-745	74.9
1965-66	Davidson	563-739	76.2
1966-67	Davidson	537-709	75.7
1967-68	VMI	413-544	75.9
1968-69	George Washington	418-552	75.7
1969-70	George Washington	498-642	76.0
1970-71	The Citadel	392-536	73.1
1971-72	Davidson	631-847	74.0
1972-73	William & Mary	446-589	75.7
1973-74	Davidson	498-623	78.3
1974-75	Richmond	444-616	72.0
1975-76	Davidson	320-452	70.8
1976-77	VMI	541-753	71.8
1977-78	Furman	557-721	77.3

1978-79	Davidson	463-608	76.2
1979-80	VMI	461-608	75.8
1980-81	Davidson	477-626	76.2
1981-82	Western Carolina	481-623	77.2
1982-83	Furman	361-517	69.8
1983-84	Chattanooga	574-767	74.8
1984-85	Davidson	539-692	77.9
1985-86	Davidson	520-674	77.2
1986-87	VMI	360-483	74.5
1987-88	Davidson	486-679	71.6
1988-89	ETSU	571-768	74.3
1989-90	ETSU	567-757	74.9
1990-91	ETSU	538-752	71.5
1991-92	Furman	515-723	71.2
1992-93	Chattanooga	595-792	75.1
1993-94	Davidson	529-704	75.1
1994-95	Marshall	482-650	74.2
1995-96	VMI	469-623	75.3
1996-97	Western Carolina	491-671	73.2
1997-98	Western Carolina	352-492	71.5
1998-99	College of Charleston	458-649	70.6
1999-00	UNCG	456-618	73.8
2000-01	UNCG	552-718	76.9
2001-02	UNCG	524-702	74.6
2002-03	Davidson	413-531	77.8
2003-04	Chattanooga	510-694	73.5
2004-05	Davidson	468-634	73.8
2005-06	Davidson	416-547	76.1
2006-07	Davidson	499-663	75.3
2007-08	Davidson	411-573	71.7
2008-09	The Citadel	433-605	71.6
2009-10	Coll. of Charleston	323-435	74.3
2010-11	Coll. of Charleston	441-595	74.1
2011-12	Davidson	558-732	76.2
2012-13	Davidson	560-704	79.5
2013-14	Elon	462-639	72.3
2014-15	The Citadel	419-546	76.7
2015-16	Wofford	484-645	75.0



The Citadel's Demetrius Nelson shot 77.3 percent (174-for-225) from the free-throw line in 2008-09 to help the Bulldogs lead the league in free-throw percentage that season (71.6).

2016-17	Mercer	449-574	78.2
2017-18	Wofford	419-538	77.9
2018-19	The Citadel	385-523	73.6
2019-20	Samford	505-679	74.4

REBOUNDING

Year		No.	Avg.	
1954-55	George Washington	1,605	59.7	
1955-56	George Washington	1,451	61.6	
1956-57	West Virginia	1,506	55.4	
1957-58	West Virginia	1,545	56.9	
1958-59	Virginia Tech	1,205	56.9	
1959-60	Virginia Tech	1,461	56.2	
1960-61	William & Mary	1,313	57.2	
1961-62	West Virginia	1,749	55.7	
1962-63	Davidson	1,254	57.8	
1963-64	Davidson	1,176	56.8	
1964-65	Davidson	1,229	55.2	
1965-66	Davidson	1,210	53.6	
1966-67	William & Mary	1,363	54.5	
1967-68	Davidson	1,581	54.5	
1968-69	West Virginia	1,496	55.5	
1969-70	Davidson	1,509	55.9	
1970-71	East Carolina	1,315	54.8	
1971-72	East Carolina	1,554	53.6	
1972-73	Furman	1,589	54.8	
1973-74	Furman	1,680	54.2	
1974-75	Furman	1,575	54.3	
1975-76	VMI	1,265	39.5	
1976-77	William & Mary	1,199	39.9	
1977-78	Furman	1,198	39.9	
1978-79	Furman	1,198	41.3	
1979-80	ETSU	1,104	39.4	
1980-81	ETSU	1,061	39.3	
1981-82	ETSU	1,118	39.9	
1982-83	Marshall	1,150	41.1	
1983-84	Chattanooga	1,120	36.1	
Margin	For	Opp.		
1984-85	Chattanooga	35.3	30.3	+5.0
1985-86	Chattanooga	37.5	33.8	+3.7
1986-87	Western Carolina	38.8	33.0	+5.8
1987-88	Marshall	39.1	34.3	+4.8
1988-89	The Citadel	34.1	30.7	+3.4
1989-90	Marshall	39.5	36.7	+2.8
1990-91	Appalachian State	39.0	34.7	+4.3
1991-92	Chattanooga	43.1	36.4	+6.7
1992-93	Davidson	38.7	34.3	+4.4
1993-94	Davidson	36.1	31.2	+4.9
1994-95	Davidson	36.7	33.6	+3.1
1995-96	Chattanooga	37.5	34.2	+3.3
1996-97	Chattanooga	38.6	31.3	+7.3
1997-98	Furman	36.7	33.3	+3.4
1998-99	Coll. of Charleston	37.6	30.5	+7.2
1999-00	ETSU	36.9	32.9	+4.0
2000-01	Appalachian State	37.8	32.7	+5.1
2001-02	Georgia Southern	41.7	36.0	+5.8
2002-03	Davidson	41.1	34.3	+6.8
2003-04	Davidson	38.4	33.3	+5.1
2004-05	Chattanooga	41.4	30.6	+10.8
2005-06	Coll. of Charleston	41.9	32.8	+9.0
2006-07	Davidson	40.5	34.0	+6.5
2007-08	Chattanooga	39.7	34.0	+5.7
2008-09	Appalachian State	39.4	31.9	+7.5
2009-10	Appalachian State	38.5	30.6	+7.8
2010-11	Chattanooga	38.5	35.3	+3.2
2011-12	Davidson	38.8	32.5	+6.4
2012-13	Coll. of Charleston	37.2	31.7	+5.4
2013-14	Chattanooga	37.4	35.6	+1.8
2014-15	Wofford	32.5	31.1	+1.4
2015-16	Mercer	40.1	31.7	+8.4
2016-17	Mercer	36.7	31.2	+5.5
2017-18	UNCG	37.3	30.5	+6.7
2018-19	ETSU	39.7	29.6	+10.1
2019-20	ETSU	35.5	31.0	+4.5


Coaches Player of the Year

- 1989-90 – Keith Jennings, ETSU
- 1990-91 – Keith Jennings, ETSU
- 1991-92 – Keith Nelson, Chattanooga
- 1992-93 – Tim Brooks, Chattanooga
- 1993-94 – Chad Copeland, Chattanooga
- 1994-95 – Frankie King, Western Carolina
- 1995-96 – Anquell McCollum, Western Carolina
- 1996-97 – Johnny Taylor, Chattanooga
- 1997-98 – Bobby Phillips, Western Carolina
- 1998-99 – Sedic Webber, College of Charleston
- 1999-00 – Tyson Patterson, Appalachian State
- 2000-01 – Jody Lumpkin, College of Charleston
- 2001-02 – Dimeco Childress, ETSU
- 2002-03 – Troy Wheless, College of Charleston
- 2003-04 – Zakee Wadood, ETSU
- 2004-05 – Brendan Winters, Davidson
- 2005-06 – Elton Nesbitt, Georgia Southern
- 2006-07 – Kyle Hines, UNCG
- 2007-08 – Stephen Curry, Davidson
- 2008-09 – Stephen Curry, Davidson
- 2009-10 – Noah Dahlman, Wofford
- 2010-11 – Andrew Goudelock, Coll. of Charleston
- 2011-12 – De'Mon Brooks, Davidson
- 2012-13 – Jake Cohen, Davidson
- 2013-14 – De'Mon Brooks, Davidson
- 2014-15 – Karl Cochran, Wofford
- 2015-16 – Stephen Croone, Furman
- 2016-17 – Devin Sibley, Furman
- 2017-18 – Desonta Bradford, ETSU
- 2018-19 – Fletcher Magee, Wofford
- 2019-20 – Isaiah Miller, UNCG

Media Player of the Year (The Malcolm U. Pitt Award)

The Southern Conference media Player of the Year award is named after Malcolm U. Pitt, who served as director of athletics at Richmond for 25 years before retiring in 1967. Pitt also coached football, track, basketball and baseball at Richmond, the latter for 35 years. He is a member of the American Association of College Baseball Coaches Hall of Fame and the Helms Athletic Foundation Hall of Fame.

- 1951-52 – Dick Groat, Duke
- 1952-53 – Frank Selvy, Furman
- 1953-54 – Frank Selvy, Furman
- 1954-55 – Darrell Floyd, Furman
- 1955-56 – Darrell Floyd, Furman
- 1956-57 – Rod Hundley, West Virginia
- 1957-58 – Dom Flora, Washington & Lee
- 1958-59 – Jerry West, West Virginia
- 1959-60 – Jerry West, West Virginia
- 1960-61 – Jeff Cohen, William & Mary
- 1961-62 – Rod Thorn, West Virginia
- 1962-63 – Fred Hetzel, Davidson
- 1963-64 – Fred Hetzel, Davidson
- 1964-65 – Fred Hetzel, Davidson
- 1965-66 – Dick Snyder, Davidson
- 1966-67 – Johnny Moates, Richmond
- 1967-68 – Ron Williams, West Virginia
- 1968-69 – Mike Maloy, Davidson
- 1969-70 – Mike Maloy, Davidson
- 1970-71 – Jim Gregory, East Carolina
Tim Jasper, William & Mary
- 1971-72 – Russ Hunt, Furman
- 1972-73 – Aron Stewart, Richmond
- 1973-74 – Clyde Mayes, Furman
- 1974-75 – Clyde Mayes, Furman
- 1975-76 – Rodney McKeever, The Citadel
- 1976-77 – Ron Carter, VMI
- 1977-78 – Ron Carter, VMI
- 1978-79 – Jonathan Moore, Furman
- 1979-80 – Jonathan Moore, Furman
- 1980-81 – Charles Payton, Appalachian State
- 1981-82 – Willie White, Chattanooga
- 1982-83 – Troy Lee Mikell, ETSU



Davidson's Fred Hetzel is the only three-time winner of the Malcolm U. Pitt Award (Media Player of the Year).

- 1983-84 – Regan Truesdale, The Citadel
- 1984-85 – Regan Truesdale, The Citadel
- 1985-86 – Gay Elmore, VMI
- 1986-87 – Gay Elmore, VMI
- 1987-88 – Skip Henderson, Marshall
- 1988-89 – John Taft, Marshall
- 1989-90 – John Taft, Marshall
- 1990-91 – Keith Jennings, ETSU
- 1991-92 – Terry Boyd, Western Carolina
- 1992-93 – Tim Brooks, Chattanooga
- 1993-94 – Frankie King, Western Carolina
- 1994-95 – Frankie King, Western Carolina
- 1995-96 – Anquell McCollum, Western Carolina
- 1996-97 – Johnny Taylor, Chattanooga
- 1997-98 – Chuck Vincent, Furman
- 1998-99 – Sedic Webber, College of Charleston
- 1999-00 – Tyson Patterson, Appalachian State
- 2000-01 – Jody Lumpkin, College of Charleston
- 2001-02 – Jason Conley, VMI
- 2002-03 – Troy Wheless, College of Charleston

- 2003-04 – Zakee Wadood, ETSU
- 2004-05 – Brendan Winters, Davidson
- 2005-06 – Elton Nesbitt, Georgia Southern
- 2006-07 – Kyle Hines, UNCG
- 2007-08 – Stephen Curry, Davidson
- 2008-09 – Stephen Curry, Davidson
- 2009-10 – Donald Sims, Appalachian State
- 2010-11 – Andrew Goudelock, Coll. of Charleston
- 2011-12 – Jake Cohen, Davidson
- 2012-13 – Jake Cohen, Davidson
- 2013-14 – De'Mon Brooks, Davidson
- 2014-15 – Karl Cochran, Wofford
- 2015-16 – Stephen Croone, Furman
- 2016-17 – Devin Sibley, Furman
- 2017-18 – Fletcher Magee, Wofford
- 2018-19 – Fletcher Magee, Wofford
- 2019-20 – Isaiah Miller, UNCG

Coaches Freshman of the Year

- 1992-93 – Bill Harder, Furman
- 1993-94 – Lonnie Edwards, Georgia Southern
- 1994-95 – Chuck Vincent, Furman
- 1995-96 – Brent Conley, VMI
- 1996-97 – Landry Kosmalski, Davidson
- 1997-98 – Ian Chadwick, Wofford
- 1998-99 – Casey Rogers, Western Carolina
- 1999-00 – Jarvis Hayes, Western Carolina
- 2000-01 – Jay Joseph, UNCG
- 2001-02 – Jason Conley, VMI
- 2002-03 – Tim Smith, ETSU
- 2003-04 – Quan Prowell, Furman
- 2004-05 – Kyle Hines, UNCG
- 2005-06 – Jermaine Johnson, Coll. of Charleston
- 2006-07 – Stephen Curry, Davidson
- 2007-08 – Cameron Wells, The Citadel
- 2008-09 – Harouna Mutombo, Western Carolina
- 2009-10 – JP Kuhlman, Davidson
- 2010-11 – Trey Sumler, Western Carolina
- 2011-12 – Karl Cochran, Wofford
- 2012-13 – Tim Williams, Samford
- 2013-14 – Tevon Saddler, UNCG
- 2014-15 – Devin Sibley, Furman
- 2015-16 – Fletcher Magee, Wofford
- 2016-17 – Preston Parks, The Citadel
- 2017-18 – Bo Hodges, ETSU
- 2018-19 – Kevin Easley, Chattanooga
- 2019-20 – Keyshaun Langley, UNCG
Travis Evee, VMI

Media Freshman of the Year

The Southern Conference Freshman of the Year award was introduced in the 1978-79 season with voting handled by the sports information directors of the league's schools. In 1979-80, the voting was turned over to the Southern Conference Sports Media Association.

- 1978-79 – Jamie Hall, Davidson
- 1979-80 – Troy Lee Mikell, ETSU
- 1980-81 – George Singleton, Furman
- 1981-82 – Mark Vest, VMI
- 1982-83 – Mike Huffman, VMI
- 1983-84 – Gay Elmore, VMI
- 1984-85 – Skip Henderson, Marshall
- 1985-86 – Darren McDonald, VMI
- 1986-87 – Renard Johnson, VMI
- 1987-88 – Greg Dennis, ETSU
- 1988-89 – Bruce Evans, Furman
- 1989-90 – Derek Waugh, Furman
- 1990-91 – Carey Rich, Western Carolina
- 1991-92 – Malik Hightower, Marshall
- 1992-93 – Bill Harder, Furman
- 1993-94 – Lonnie Edwards, Georgia Southern
- 1994-95 – Chuck Vincent, Furman
- 1995-96 – Brent Conley, VMI
- 1996-97 – Landry Kosmalski, Davidson
- 1997-98 – Ian Chadwick, Wofford

YEARLY BASKETBALL AWARDS



- 1998-99 – Casey Rogers, Western Carolina
- 1999-00 – Jarvis Hayes, Western Carolina
- 2000-01 – Jay Joseph, UNCG
- 2001-02 – Jason Conley, VMI
- 2002-03 – Tim Smith, ETSU
- 2003-04 – Quan Prowell, Furman
- 2004-05 – Kyle Hines, UNCG
- 2005-06 – Jermaine Johnson, Coll. of Charleston
- 2006-07 – Stephen Curry, Davidson
- 2007-08 – Cameron Wells, The Citadel
- 2008-09 – Harouna Mutombo, Western Carolina
- 2009-10 – Jake Cohen, Davidson
- 2010-11 – Trey Sumler, Western Carolina
- 2011-12 – Karl Cochran, Wofford
- 2012-13 – Tim Williams, Samford
- 2013-14 – Isaiah Williams, Samford
- 2014-15 – Devin Sibley, Furman
- 2015-16 – Fletcher Magee, Wofford
- 2016-17 – Preston Parks, The Citadel
- 2017-18 – Bubba Parham, VMI
- 2018-19 – Kevin Easley, Chattanooga
- 2019-20 – Travis Eevee, VMI

Coaches Coach of the Year

- 1988-89 – Randy Nesbit, The Citadel
- 1989-90 – Dana Altman, Marshall
Les Robinson, ETSU
- 1990-91 – Butch Estes, Furman
- 1991-92 – Mack McCarthy, Chattanooga
- 1992-93 – Mack McCarthy, Chattanooga
- 1993-94 – Bob McKillop, Davidson
- 1994-95 – Bart Bellairs, VMI
- 1995-96 – Bob McKillop, Davidson
- 1996-97 – Bob McKillop, Davidson
- 1997-98 – Buzz Peterson, Appalachian State
- 1998-99 – John Kresse, College of Charleston
- 1999-00 – Buzz Peterson, Appalachian State
- 2000-01 – Ed DeChellis, ETSU
- 2001-02 – Ed DeChellis, ETSU
- 2002-03 – Houston Fancher, Appalachian State
- 2003-04 – Murry Bartow, ETSU
- 2004-05 – Bob McKillop, Davidson
- 2005-06 – Ernie Nestor, Elon
- 2006-07 – Bob McKillop, Davidson
- 2007-08 – Bob McKillop, Davidson
- 2008-09 – Ed Conroy, The Citadel
- 2009-10 – Mike Young, Wofford
- 2010-11 – Bobby Cremins, College of Charleston
- 2011-12 – Bob McKillop, Davidson
- 2012-13 – Bob McKillop, Davidson
- 2013-14 – Mike Young, Wofford
- 2014-15 – Mike Young, Wofford
- 2015-16 – Matt McCall, Chattanooga
- 2016-17 – Niko Medved, Furman
- 2017-18 – Wes Miller, UNCG
- 2018-19 – Mike Young, Wofford
- 2019-20 – Steve Forbes, ETSU

Media Coach of the Year (The Anton Foy Award)

The media Coach of the Year award is named after Anton Foy, the late editor of the Greenville (S.C.) Piedmont. The Furman graduate passed away in 1958 at the age of 38.

- 1946-47 – Everett Case, North Carolina State
- 1947-48 – Gerry Gerard, Duke
- 1948-49 – Everett Case, North Carolina State
- 1949-50 – Gerry Gerard, Duke
- 1950-51 – Everett Case, North Carolina State
- 1951-52 – Red Brown, West Virginia
- 1952-53 – Murray Greason, Wake Forest
- 1953-54 – Bill Reinhart, George Washington
- 1954-55 – Fred Schaus, West Virginia
- 1955-56 – Chuck Noe, Virginia Tech
- 1956-57 – Norm Sloan, The Citadel
- 1957-58 – Fred Schaus, West Virginia
- 1958-59 – Fred Schaus, West Virginia
- 1959-60 – Fred Schaus, West Virginia
- 1960-61 – George King, West Virginia



Former College of Charleston head coach Bobby Cremins earned his fourth Anton Foy Award in 2010-11 but first in 30 seasons. He won the award three times as Appalachian State's coach (1975-76, 1977-78 and 1980-81).

- 1961-62 – Chuck Noe, Virginia Tech
- 1962-63 – Lefty Driesell, Davidson
- 1963-64 – Lefty Driesell, Davidson
- 1964-65 – Lefty Driesell, Davidson
- 1965-66 – Lefty Driesell, Davidson
- 1966-67 – Bucky Waters, West Virginia
- 1967-68 – Lewis Mills, Richmond
- 1968-69 – Tom Quinn, East Carolina
- 1969-70 – Terry Holland, Davidson
- 1970-71 – Terry Holland, Davidson
- 1971-72 – Terry Holland, Davidson
- 1972-73 – Joe Williams, Furman
- 1973-74 – Lewis Mills, Richmond
- 1974-75 – Dave Patton, East Carolina
- 1975-76 – Bobby Cremins, Appalachian State
- 1976-77 – Charlie Schmaus, VMI
- 1977-78 – Bobby Cremins, Appalachian State
- 1978-79 – Les Robinson, The Citadel
- 1979-80 – Steve Cottrell, Western Carolina
- 1980-81 – Bobby Cremins, Appalachian State
- 1981-82 – Murray Arnold, Chattanooga
- 1982-83 – Murray Arnold, Chattanooga
- 1983-84 – Rick Huckabay, Marshall
- 1984-85 – Marty Fletcher, VMI
- 1985-86 – Mack McCarthy, Chattanooga
- 1986-87 – Butch Estes, Furman
- 1987-88 – Tom Apke, Appalachian State
- 1988-89 – Randy Nesbit, The Citadel
- 1989-90 – Les Robinson, ETSU
- 1990-91 – Butch Estes, Furman
- 1991-92 – Mack McCarthy, Chattanooga
- 1992-93 – Mack McCarthy, Chattanooga
- 1993-94 – Bob McKillop, Davidson
- 1994-95 – Billy Donovan, Marshall
- 1995-96 – Bob McKillop, Davidson
- 1996-97 – Greg White, Marshall
- 1997-98 – Buzz Peterson, Appalachian State
- 1998-99 – John Kresse, College of Charleston
- 1999-00 – Jeff Price, Georgia Southern
- 2000-01 – Ed DeChellis, ETSU
- 2001-02 – Bob McKillop, Davidson
- 2002-03 – Houston Fancher, Appalachian State

- 2003-04 – Murry Bartow, ETSU
- 2004-05 – Bob McKillop, Davidson
- 2005-06 – Ernie Nestor, Elon
- 2006-07 – Bob McKillop, Davidson
- 2007-08 – Bob McKillop, Davidson
- 2008-09 – Ed Conroy, The Citadel
- 2009-10 – Mike Young, Wofford
- 2010-11 – Bobby Cremins, College of Charleston
- 2011-12 – Wes Miller, UNCG
- 2012-13 – Matt Matheny, Elon
- 2013-14 – Will Wade, Chattanooga
- 2014-15 – Mike Young, Wofford
- 2015-16 – Matt McCall, Chattanooga
- 2016-17 – Niko Medved, Furman
- 2017-18 – Wes Miller, UNCG
- 2018-19 – Mike Young, Wofford
- 2019-20 – Steve Forbes, ETSU

Defensive Player of the Year

- 2008-09 – Max Paulhus Gosselin, Davidson
- 2009-10 – Jeremy Simmons, College of Charleston
Brigham Waginger, Western Carolina
- 2010-11 – Richie Gordon, Western Carolina
- 2011-12 – Brad Loesing, Wofford
- 2012-13 – Nathan Healy, Appalachian State
- 2013-14 – Z. Mason, Chattanooga
- 2014-15 – Justin Tuoyo, Chattanooga
- 2015-16 – Justin Tuoyo, Chattanooga
- 2016-17 – Justin Tuoyo, Chattanooga
- 2017-18 – James Dickey, UNCG
- 2018-19 – Isaiah Miller, UNCG
- 2019-20 – Isaiah Miller, UNCG

Tournament Most Outstanding Player

- 1948 – Jere Bunting, William & Mary
- 1949 – Chet Giermak, William & Mary
- 1950 – Sam Ranzino, North Carolina State
- 1951 – Dick Groat, Duke
- 1952 – Dick Groat, Duke
- 1953 – Gene Shue, Maryland
- 1954 – Joe Holup, George Washington
- 1955 – Rod Hundley, West Virginia
- 1956 – Rod Hundley, West Virginia
- 1957 – Lloyd Sharrar, West Virginia
- 1958 – Jerry West, West Virginia
- 1959 – Jerry West, West Virginia
- 1960 – Jerry West, West Virginia
- 1961 – Jon Feldman, George Washington
- 1962 – Rod Thorn, West Virginia
- 1963 – Rod Thorn, West Virginia
- 1964 – Fred Hetzel, Davidson
- 1965 – Fred Hetzel, Davidson
- 1966 – Dick Snyder, Davidson
- 1967 – Johnny Moates, Richmond
- 1968 – Mike Maloy, Davidson
- 1969 – Doug Cook, Davidson
- 1970 – Doug Cook, Davidson
- 1971 – Jerry Martin, Furman
- 1972 – Roy Simpson, Furman
- 1973 – Clyde Mayes, Furman
- 1974 – Aron Stewart, Richmond
- 1975 – Clyde Mayes, Furman
- 1976 – Ron Carter, VMI
- 1977 – Dave Montgomery, VMI
- 1978 – Jonathan Moore, Furman
- 1979 – Darryl Robinson, Appalachian State
- 1980 – Jonathan Moore, Furman
- 1981 – Nick Morken, Chattanooga
- 1982 – Russ Schoene, Chattanooga
- 1983 – Willie White, Chattanooga
- 1984 – LaVerne Evans, Marshall
- 1985 – Gay Elmore, VMI
- 1986 – Gerry Born, Davidson
- 1987 – Derek Rucker, Davidson
- 1988 – Benny Green, Chattanooga
- 1989 – John Taft, Marshall
- 1990 – Keith Jennings, ETSU

- 1991 – Keith Jennings, ETSU
- 1992 – Greg Dennis, ETSU
- 1993 – Tim Brooks, Chattanooga
- 1994 – Chad Copeland, Chattanooga
- 1995 – Frankie King, Western Carolina
- 1996 – Anquell McCollum, Western Carolina
- 1997 – John Brannen, Marshall
- 1998 – Ben Ebong, Davidson
- 1999 – Marshall Phillips, Appalachian State
- 2000 – Tyson Patterson, Appalachian State
- 2001 – Toot Young, Chattanooga
- 2002 – Peter Anderer, Davidson
- 2003 – Tim Smith, ETSU
- 2004 – Tim Smith, ETSU
- 2005 – Mindaugas Katelynas, Chattanooga
- 2006 – Brendan Winters, Davidson
- 2007 – Stephen Curry, Davidson
- 2008 – Stephen Curry, Davidson *
- 2009 – Stephen McDowell, Chattanooga
- 2010 – Noah Dahlman, Wofford
- 2011 – Noah Dahlman, Wofford
- 2012 – De'Mon Brooks, Davidson
- 2013 – De'Mon Brooks, Davidson
- 2014 – Karl Cochran, Wofford
- 2015 – Lee Skinner, Wofford
- 2016 – Greg Pryor, Chattanooga
- 2017 – T.J. Cromer, ETSU
- 2018 – Francis Alonso, UNCG
- 2019 – Fletcher Magee, Wofford
- 2020 – Isaiah Tisdale, ETSU

* unanimous selection

Pinnacle Award

The Pinnacle Award is given to the student-athlete with the highest GPA on the championship-winning team for each Southern Conference sport. The award was inaugurated in 2016-17.

- 2017 – Isaac Banks, ETSU
- 2018 – Justin Jordan, UNCG
- 2019 – Storm Murphy, Wofford
- 2020 – Patrick Good, ETSU



Wofford's Noah Dahlman was named the Southern Conference Men's Basketball Championship Most Outstanding Player in back-to-back years after helping the Terriers to consecutive titles in 2010 and 2011.

ALL-CONFERENCE TEAMS



1946-47

First Team

Ed Bartels, North Carolina State
Bill Cantwell, George Washington
Buddy Cheek, Davidson
Dick Dickey, North Carolina State
Bob Paxton, North Carolina

Second Team

Ben Collins, Duke
Chet Giermak, William & Mary
Leo Katkaveck, North Carolina State
Norman Kohler, North Carolina
Jack McComas, North Carolina State

1948-49

First Team

Coy Carson, North Carolina
Dick Dickey, North Carolina State
Chet Giermak, William & Mary
Sam Ranzino, North Carolina State
Corren Youmans, Duke

Second Team

Vic Bubas, Duke
Buddy Cheek, Davidson
Tommy Hughes, Duke
Maynard Haithcock, G. Washington
Stan Najeway, Wake Forest

1949-50

First Team

Vic Bubas, North Carolina State
Dick Dickey, North Carolina State
Chet Giermak, William & Mary
Sam Ranzino, North Carolina State
Jim Slaughter, South Carolina

Second Team

Dick Groat, Duke
Hugo Kappler, North Carolina
John Moffatt, George Washington
Nemo Nearman, North Carolina
Stan Najeway, Wake Forest

1950-51

First Team

Dick Groat, Duke
Jay Handlan, Washington & Lee
Sam Ranzino, North Carolina State
Jim Slaughter, South Carolina
Mark Workman, West Virginia

Second Team

Vic Bubas, North Carolina State
Paul Horvath, North Carolina State
Perry Lewis, William & Mary
Ed McMillan, William & Mary
Tex Tilson, Virginia Tech

1951-52

First Team

Dick Groat, Duke
Dickie Hemric, Wake Forest
Frank Selvy, Furman
Lee Terrill, North Carolina State
Mark Workman, West Virginia

Second Team

Bill Chambers, William & Mary
Jay Handlan, Washington & Lee
Dwane Morrison, South Carolina
Johnny Snee, Clemson
Bobby Speight, North Carolina State

1952-53

First Team

Dickie Hemric, Wake Forest
Joe Holup, George Washington
Frank Selvy, Furman
Jim Sottile, West Virginia
Bobby Speight, North Carolina State

Second Team

Bill Chambers, William & Mary
Nield Gordon, Furman
Gene Shue, Maryland
Mel Thompson, North Carolina State
Jack Williams, Wake Forest

1953-54

Walter Devlin, George Washington
Ralph Holmes, West Virginia
Joe Holup, George Washington
Warren Mills, Richmond
Frank Selvy, Furman

1954-55

Walter Devlin, George Washington
Darrell Floyd, Furman
Joe Holup, George Washington
Rod Hundley, West Virginia
Warren Mills, Richmond

1955-56

Darrell Floyd, Furman
Ed Harrison, Richmond
Joe Holup, George Washington
Rod Hundley, West Virginia
Bill Matthews, Virginia Tech

1956-57

Dom Flora, Washington & Lee
Rod Hundley, West Virginia
Lee Marshall, Washington & Lee
Lloyd Sharrar, West Virginia
Dick Wright, Furman

1957-58

First Team

Dom Flora, Washington & Lee
Gene Guarilia, George Washington
Roy Lange, William & Mary
Lloyd Sharrar, West Virginia
Jerry West, West Virginia

Second Team

Bob Ayersman, Virginia Tech
Howard McDonald, George Washington
Art Musselman, The Citadel
Don Vincent, West Virginia
Dick Wright, Furman

1958-59

First Team

Bob Ayersman, Virginia Tech
Roy Lange, William & Mary
Howard McDonald, George Washington
Chris Smith, Virginia Tech
Jerry West, West Virginia

Second Team

Jeff Cohen, William & Mary
Bob Smith, West Virginia
Bill Telasky, George Washington
Theryl Willis, Richmond
Dick Wright, Furman

1959-60

First Team

Bob Ayersman, Virginia Tech
Jeff Cohen, William & Mary
Lee Patrone, West Virginia
Chris Smith, Virginia Tech
Jerry West, West Virginia

Second Team

Jon Feldman, George Washington
Norm Halberstadt, VMI
Lewis Mills, Virginia Tech
Art Musselman, The Citadel
Bev Vaughan, William & Mary

1960-61

First Team

Jeff Cohen, William & Mary
Gary Daniels, The Citadel
Chris Smith, Virginia Tech
Jerry Smith, Furman
Rod Thorn, West Virginia

Second Team

Jon Feldman, George Washington
Norm Halberstadt, VMI
Danny Higgins, Richmond
Bucky Keller, Virginia Tech
Lee Patrone, West Virginia

1961-62

First Team

Gary Daniels, The Citadel
Bucky Keller, Virginia Tech
Howard Pardue, Virginia Tech
Jerry Smith, Furman
Rod Thorn, West Virginia

Second Team

Jon Feldman, George Washington
Gerald Glur, Furman
Norm Halberstadt, VMI
Bill Jarman, Davidson
Jim McCormick, West Virginia

1962-63

First Team

Gerald Glur, Furman
Fred Hetzel, Davidson
Howard Pardue, Virginia Tech
Jerry Smith, Furman
Rod Thorn, West Virginia

Second Team

Roger Bergey, William & Mary
Bill Blair, VMI
Bill Jarman, Davidson
Jim McCormick, West Virginia
Lee Melear, Virginia Tech

1963-64

First Team

Bill Blair, VMI
Fred Hetzel, Davidson
Tom Lowry, West Virginia
Howard Pardue, Virginia Tech
John Telepo, Richmond

Second Team

Joe Adamitis, George Washington
Terry Holland, Davidson
Dave Hunter, William & Mary
Paul Long, Virginia Tech
Dick Snyder, Davidson

1964-65

First Team

Fred Hetzel, Davidson
Mickey McDade, Virginia Tech
Charlie Schmaus, VMI
Dick Snyder, Davidson
Tom Tenwick, Richmond

Second Team

Bob Camp, West Virginia
Don Davidson, Davidson
Joe Kruszewski, VMI
Barry Teague, Davidson
John Wetzel, Virginia Tech

1965-66

First Team

Johnny Moates, Richmond
Ben Pomeroy, William & Mary
Charlie Schmaus, VMI
Dick Snyder, Davidson
Ron Williams, West Virginia

Second Team

Herwig Baumann, The Citadel
Rodney Knowles, Davidson
John Leshner, West Virginia
Robin Porter, VMI
Don Webster, Furman
Spike Welsh, Richmond

1966-67

First Team

Tom Green, Richmond
Carl Head, West Virginia
Rodney Knowles, Davidson
Johnny Moates, Richmond
Ben Pomeroy, William & Mary
Ron Williams, West Virginia

Second Team

Wayne Huckel, Davidson
Joe Lallie, George Washington
Steve Lawrence, Furman
Ron Panneton, William & Mary
Dave Reaser, West Virginia

1967-68

First Team

Dick Esleeck, Furman
Wilton Ford, Richmond
Mike Maloy, Davidson
Bob Sherwood, William & Mary
Ron Williams, West Virginia

Second Team

Carey Bailey, West Virginia
Doug Cook, Davidson
Wayne Huckel, Davidson
John Kemper, VMI
Steve Powers, VMI

1968-69

First Team

Dick Esleeck, Furman
Kenny Foster, Richmond
Jerry Kroll, Davidson
Mike Maloy, Davidson
Bob Tallent, George Washington

Second Team

Doug Cook, Davidson
Richard Keir, East Carolina
John Mitchell, VMI
Dave Moser, Davidson
Tee Hooper, The Citadel

1969-70

First Team

Bryan Adrian, Davidson
Doug Cook, Davidson
Mike Maloy, Davidson
Tom Miller, East Carolina
Mike Tallent, George Washington

Second Team

Joe Brunson, Furman
Jerry Hirsch, The Citadel
Jerry Kroll, Davidson
Jim Modlin, East Carolina
Bob Sherwood, William & Mary

1970-71

First Team

Mike Anastasio, Richmond
Jim Gregory, East Carolina
Russ Hunt, Furman
Tom Jasper, William & Mary
Joe Sutter, Davidson

Second Team

Steve Dodge, William & Mary
Jan Essenburg, VMI
Al Faber, East Carolina
Ben Ledbetter, The Citadel
Eric Minkin, Davidson

**1971-72
First Team**

John Falconi, Davidson
Russ Hunt, Furman
Roy Simpson, Furman
John Sutor, The Citadel
Joe Sutter, Davidson

Second Team

Jim Fairley, East Carolina
Steve Fishel, The Citadel
Eric Minkin, Davidson
Jerome Owens, East Carolina
Jeff Trammell, William & Mary

**1972-73
First Team**

John Falconi, Davidson
Steve Fishel, The Citadel
Fessor Leonard, Furman
Clyde Mayes, Furman
Aron Stewart, Richmond

Second Team

Mike Arizin, William & Mary
Stan Davis, Appalachian State
Greg Dunn, Davidson
Earl Quash, East Carolina
Roy Simpson, Furman

**1973-74
First Team**

Greg Dunn, Davidson
Fessor Leonard, Furman
Clyde Mayes, Furman
Aron Stewart, Richmond
Nicky White, East Carolina

Second Team

Mike Arizin, William & Mary
Stan Davis, Appalachian State
Bob McCurdy, Richmond
Rodney McKeever, The Citadel
Mike Sorrentino, Davidson

**1974-75
First Team**

Fessor Leonard, Furman
Bob McCurdy, Richmond
Rodney McKeever, The Citadel
Clyde Mayes, Furman
Ron Satterthwaite, William & Mary

Second Team

Gregg Ashorn, East Carolina
Greg Dunn, Davidson
Robert Geter, East Carolina
John Krovic, VMI
Craig Lynch, Furman

**1975-76
First Team**

Ron Carter, VMI
John Lowenhaupt, William & Mary
Rodney McKeever, The Citadel
Ray Miller, Furman
Jim Strickland, Furman

Second Team

Jeff Butler, Richmond
Will Bynum, VMI
Kevin Eastman, Richmond
Earl Garner, East Carolina
Darryl Robinson, Appalachian State
Ron Satterthwaite, William & Mary

**1976-77
First Team**

Will Bynum, VMI
Ron Carter, VMI
John Gerdy, Davidson
Bruce Grimm, Furman
Jonathan Moore, Furman

Second Team

Larry Hunt, East Carolina
John Krovic, VMI
John Lowenhaupt, William & Mary
Jim Strickland, Furman
Rick Swing, The Citadel

**1977-78
First Team**

Ron Carter, VMI
John Gerdy, Davidson
Bunny Gibson, Marshall
Jonathan Moore, Furman
Tony Searcy, Appalachian State

Second Team

Al Daniel, Furman
Bruce Grimm, Furman
Dave Montgomery, VMI
Darryl Robinson, Appalachian State
Bubba Wilson, Western Carolina

**1978-79
First Team**

Al Daniel, Furman
John Gerdy, Davidson
Mel Hubbard, Appalachian State
Jonathan Moore, Furman
Darryl Robinson, Appalachian State
Rick Swing, The Citadel

Second Team

Bunny Gibson, Marshall
Randy Nesbit, The Citadel
Keith Parker, Chattanooga
Raymond Person, Western Carolina
Tom Slawson, The Citadel

**1979-80
First Team**

Rich DiBenedetto, Davidson
Mel Daniel, Furman
Greg Dennis, Western Carolina
Andy Kolesar, VMI
Jonathan Moore, Furman

Second Team

Randy Nesbit, The Citadel
Charles Payton, Appalachian State
Tom Slawson, The Citadel
Kenny Trimier, Western Carolina
Greg White, Marshall

**1980-81
First Team**

Ronnie Carr, Western Carolina
Mel Daniel, Furman
Todd Haynes, Davidson
Charles Payton, Appalachian State
Eric Smith, Chattanooga

Second Team

Rich DiBenedetto, Davidson
Greg Dennis, Western Carolina
Troy Lee Mikell, ETSU
George Singleton, Furman
Greg White, Marshall

**1981-82
First Team**

Ronnie Carr, Western Carolina
Greg Dennis, Western Carolina
Charles Payton, Appalachian State
Cliff Tribus, Davidson
Willie White, Chattanooga

Second Team

Mel Daniel, Furman
Troy Lee Mikell, ETSU
Nick Morken, Chattanooga
Russ Schoene, Chattanooga
Winfred Reid, ETSU

**1982-83
First Team**

Troy Lee Mikell, ETSU
George Singleton, Furman
Kenny Trimier, Western Carolina
Willie White, Chattanooga
Kenny Wilson, Davidson

Second Team

Felipe de las Pozas, The Citadel
Sam Henry, Marshall
Charles Jones, Marshall
Winfred King, ETSU
Stanford Strickland, Chattanooga
Cliff Tribus, Davidson

**1983-84
First Team**

LaVerne Evans, Marshall
George Singleton, Furman
Regan Truesdale, The Citadel
Willie White, Chattanooga
Kenny Wilson, Davidson

Second Team

Gay Elmore, VMI
Quinton Lytle, Western Carolina
Stanford Strickland, Chattanooga
David Wade, Marshall
Gerald Wilkins, Chattanooga

**1984-85
First Team**

Gay Elmore, VMI
Skip Henderson, Marshall
Quinton Lytle, Western Carolina
Regan Truesdale, The Citadel
Gerald Wilkins, Chattanooga

Second Team

Glenn Clyburn, Appalachian State
Noel Gilliard, Furman
Clifford Morgan, Chattanooga
Derek Rucker, Davidson
Cedric Wins, VMI

**1985-86
First Team**

Gay Elmore, VMI
Leroy Gasque, Western Carolina
Skip Henderson, Marshall
Derek Rucker, Davidson
Wes Stallings, ETSU

Second Team

Gerry Born, Davidson
Calvin Cannady, ETSU
Rod Davis, Appalachian State
Lance Fulse, Chattanooga
Carliss Jeter, Chattanooga

**1986-87
First Team**

Gay Elmore, VMI
Lance Fulse, Chattanooga
Skip Henderson, Marshall
Rodney Holden, Marshall
Derek Rucker, Davidson

Second Team

Craig Burgess, The Citadel
Tom Curry, Marshall
Jeff Himes, Davidson
James Hunter, Chattanooga
Dwayne Lewis, Marshall

**1987-88
First Team**

John Castile, Furman
Tom Curry, Marshall
Skip Henderson, Marshall
Jeff Himes, Davidson
Derek Rucker, Davidson

Second Team

David Brown, Furman
Greg Dennis, ETSU
Lance Fulse, Chattanooga
Rodney Holden, Marshall
Kemp Phillips, Appalachian State

**1988-89
First Team**

Daren Chandler, Chattanooga
Greg Dennis, ETSU
Sam Gibson, Appalachian State
John Taft, Marshall
Ramon Williams, VMI

Second Team

Chris Behrends, Chattanooga
Patrick Elmore, The Citadel
Bennie Goettie, Western Carolina
Keith Jennings, ETSU
Damon Williams, VMI

**1989-90
Coaches**

Greg Dennis, ETSU
Patrick Elmore, The Citadel
Bruce Evans, Furman
Sam Gibson, Appalachian State
Keith Jennings, ETSU
Derrick Kirce, Chattanooga
Omar Roland, Marshall
John Taft, Marshall
Calvin Talford, ETSU
Damon Williams, VMI
Ramon Williams, VMI

**1989-90
Media**

First Team
Greg Dennis, ETSU
Patrick Elmore, The Citadel
Keith Jennings, ETSU
John Taft, Marshall
Damon Williams, VMI

Second Team

Sam Gibson, Appalachian State
Derrick Kirce, Chattanooga
Omar Roland, Marshall
Calvin Talford, ETSU
Ramon Williams, VMI

**1990-91
Coaches**

Terry Boyd, Western Carolina
Bruce Evans, Furman
Greg Fittz, VMI
Keith Jennings, ETSU
Derrick Kirce, Chattanooga
Ted Mosay, The Citadel
Keith Nelson, Chattanooga
Steve Spurlock, Appalachian State
John Taft, Marshall
Calvin Talford, ETSU

**1990-91
Media**

First Team
Bruce Evans, Furman
Keith Jennings, ETSU
Derrick Kirce, Chattanooga
Keith Nelson, Chattanooga
John Taft, Marshall

Second Team

Chris Bass, Furman
Terry Boyd, Western Carolina
Greg Fittz, VMI
Steve Spurlock, Appalachian State
Calvin Talford, ETSU

#SoConHoops

ALL-CONFERENCE TEAMS



1991-92 Coaches

Terry Boyd, Western Carolina
Tim Brooks, Chattanooga
Rodney English, ETSU
Bruce Evans, Furman
Robert Gaines, Western Carolina
Hal Henderson, Furman
Keith Nelson, Chattanooga
Jonathan Penn, VMI
Lewis Preston, VMI
Steve Spurlock, Appalachian State
Calvin Talford, ETSU

1991-92 Media First Team

Terry Boyd, Western Carolina
Tim Brooks, Chattanooga
Rodney English, ETSU
Keith Nelson, Chattanooga
Calvin Talford, ETSU

Second Team

Greg Dennis, ETSU
Bruce Evans, Furman
Hal Henderson, Furman
Jonathan Penn, VMI
Lewis Preston, VMI
LeVert Threats, Chattanooga

1992-93 Coaches

Tim Brooks, Chattanooga
Robert Gaines, Western Carolina
Jerry Pelphey, ETSU
Tyrone Phillips, Marshall
Lewis Preston, VMI
Gary Robb, Chattanooga
Bill Ross, Appalachian State
Trazel Silvers, ETSU
Derek Waugh, Furman
Charlton Young, Georgia Southern

1992-93 Media First Team

Tim Brooks, Chattanooga
Tyrone Phillips, Marshall
Billy Ross, Appalachian State
Derek Waugh, Furman
Charlton Young, Georgia Southern

Second Team

Robert Gaines, Western Carolina
Jerry Pelphey, ETSU
Lewis Preston, VMI
Gary Robb, Chattanooga
Trazel Silvers, ETSU

1993-94 Coaches

Brandon Born, Chattanooga
Chad Copeland, Chattanooga
Brian Edwards, Furman
Reggie Jones, The Citadel
Frankie King, Western Carolina
Chad McClendon, Appalachian State
Shawn Moore, Marshall
Janko Narat, Davidson
Trazel Silvers, ETSU
Brandon Williams, Davidson

1993-94 Media First Team

Brandon Born, Chattanooga
Chad Copeland, Chattanooga
Frankie King, Western Carolina
Chad McClendon, Appalachian State
Janko Narat, Davidson

Second Team

Brian Edwards, Furman
Shawn Moore, Marshall
Gary Robb, Chattanooga
Trazel Silvers, ETSU
Brandon Williams, Davidson

1994-95 Coaches

Brandon Born, Chattanooga
Lawrence Gullette, VMI
Maurio Hanson, Chattanooga
Steve Harris, Furman
Frankie King, Western Carolina
Chad McClendon, Appalachian State
Anquell McCollum, Western Carolina
Moncrief Michael, The Citadel
Shawn Moore, Marshall
Tony Patterson, ETSU

1994-95 Media First Team

Frankie King, Western Carolina
Shawn Moore, Marshall
Chad McClendon, Appalachian State
Brandon Born, Chattanooga
Anquell McCollum, Western Carolina

Second Team

Roger Smith, Chattanooga
Lawrence Gullette, VMI
Tony Patterson, ETSU
Steve Harris, Furman
Maurio Hanson, Chattanooga

1995-96 Coaches

Anquell McCollum, Western Carolina
Brandon Williams, Davidson
Keith Veney, Marshall
Lawrence Gullette, VMI
Quinn Harwood, Davidson
Johnny Taylor, Chattanooga
Chuck Vincent, Furman
Noy Castillo, The Citadel
Kareem Livingston, Appalachian State
John Brown, Marshall

1995-96 Media First Team

Brandon Williams, Davidson
Anquell McCollum, Western Carolina
Johnny Taylor, Chattanooga
Lawrence Gullette, VMI
Quinn Harwood, Davidson

Second Team

Kareem Livingston, Appalachian State
Keith Veney, Marshall
Chris Alpert, Davidson
Chuck Vincent, Furman
Jason Williams, Marshall

1996-97 Coaches

Johnny Taylor, Chattanooga
John Brannen, Marshall
Keith Veney, Marshall
Junior Braswell, Appalachian State
Chuck Vincent, Furman
Narcisse Ewodo, Davidson
Willie Young, Chattanooga
Bobby Phillips, Western Carolina
Darryl Faulkner, VMI
Mark Donnelly, Davidson

1996-97 Media First Team

Johnny Taylor, Chattanooga
John Brannen, Marshall
Keith Veney, Marshall
Junior Braswell, Appalachian State
Chuck Vincent, Furman

Second Team

Narcisse Ewodo, Davidson
Willie Young, Chattanooga
Sidney Coles, Marshall
Bobby Phillips, Western Carolina
Chris Mims, Chattanooga
Darryl Faulkner, VMI

1997-98 Coaches

Chuck Vincent, Furman
Mark Donnelly, Davidson
Kareem Livingston, Appalachian State
Bobby Phillips, Western Carolina
Darryl Faulkner, VMI
Greg Stephens, ETSU
Demetrius Cherry, UNCG
David Phillips, Chattanooga
Jamie Jenkins, The Citadel
Marshall Phillips, Appalachian State

1997-98 Media First Team

Chuck Vincent, Furman
Mark Donnelly, Davidson
Kareem Livingston, Appalachian State
Bobby Phillips, Western Carolina
Darryl Faulkner, VMI

Second Team

Greg Stephens, ETSU
Jason Bell, VMI
Demetrius Cherry, UNCG
David Phillips, Chattanooga
Jamie Jenkins, The Citadel

1998-99 Coaches

Marshall Phillips, Appalachian State
Tyson Patterson, Appalachian State
Sedric Webber, College of Charleston
Danny Johnson, College of Charleston
Landry Kosmalski, Davidson
Ali Ton, Davidson
Greg Stephens, ETSU
Daniel Quigley, Furman
Jason Bell, VMI
Ian Chadwick, Wofford

1998-99

Media First Team

Sedric Webber, College of Charleston
Greg Stephens, ETSU
Jason Bell, VMI
Ian Chadwick, Wofford
Marshall Phillips, Appalachian State

Second Team

Landry Kosmalski, Davidson
Ali Ton, Davidson
Jermel President, College of Charleston
Danny Johnson, College of Charleston
Tyson Patterson, Appalachian State

1999-00 Coaches

Tyson Patterson, Appalachian State
Landry Kosmalski, Davidson
Ian Chadwick, Wofford
Rufus Leach, Appalachian State
Jody Lumpkin, College of Charleston
Jeff Bolton, College of Charleston
Rashun Coleman, Chattanooga
Oliver Morton, Chattanooga
Stephen Marshall, Davidson
Demetrius Cherry, UNCG

1999-00 Media First Team

Ian Chadwick, Wofford
Tyson Patterson, Appalachian State
Jody Lumpkin, College of Charleston
Stephen Marshall, Davidson
Demetrius Cherry, UNCG

Second Team

Rufus Leach, Appalachian State
Jeff Bolton, College of Charleston
Rashun Coleman, Chattanooga
Landry Kosmalski, Davidson
Julius Jenkins, Georgia Southern

Third Team

Oliver Morton, Chattanooga
Karim Souchu, Furman
Hamp Jones, Georgia Southern
Dondrell Whitmore, Western Carolina
Jarvis Hayes, Western Carolina



College of Charleston guard Jeff Bolton earned all-conference honors three times from 1999-00 to 2001-02.

**2000-01
Coaches**

Ian Chadwick, Wofford
Jody Lumpkin, College of Charleston
Jeff Bolton, College of Charleston
Oliver Morton, Chattanooga
Karim Souchu, Furman
Julius Jenkins, Georgia Southern
Courtney Eldridge, UNCG
Eric Mann, VMI
Dimeco Childress, ETSU
Kashien Latham, Georgia Southern

**2000-01
Media
First Team**

Ian Chadwick, Wofford
Jody Lumpkin, College of Charleston
Eric Mann, VMI
Karim Souchu, Furman
Courtney Eldridge, UNCG

Second Team

Jeff Bolton, College of Charleston
Julius Jenkins, Georgia Southern
Oliver Morton, Chattanooga
Cory Largent, Western Carolina
Kashien Latham, Georgia Southern

Third Team

Dimeco Childress, ETSU
Josh Shehan, Appalachian State
Donald Payne, Appalachian State
David Schuck, UNCG
Mike Lenzly, Wofford

**2001-02
Coaches**

Jeff Bolton, College of Charleston
Chris Pearson, Davidson
Dimeco Childress, ETSU
Zakee Wadood, ETSU
Guilherme Da Luz, Furman
Sean Peterson, Georgia Southern
Courtney Eldridge, UNCG
David Schuck, UNCG
Jason Conley, VMI
Kevin Martin, Western Carolina

**2001-02
Media
First Team**

Jeff Bolton, College of Charleston
Dimeco Childress, ETSU
Sean Peterson, Georgia Southern
Courtney Eldridge, UNCG
Jason Conley, VMI

Second Team

Travis Cantrell, The Citadel
Chris Pearson, Davidson
Zakee Wadood, ETSU
David Schuck, UNCG
Kevin Martin, Western Carolina

Third Team

Toot Young, Chattanooga
Guilherme Da Luz, Furman
Karim Souchu, Furman
James Maye, UNCG
Mike Lenzly, Wofford

**2002-03
Coaches**

Graham Bunn, Appalachian State
Shawn Hall, Appalachian State
Ashley Champion, Chattanooga
Troy Wheless, College of Charleston
Wayne Bernard, Davidson
Zakee Wadood, ETSU
Karim Souchu, Furman
Julius Jenkins, Georgia Southern
Kevin Martin, Western Carolina
Mike Lenzly, Wofford

**2002-03
Media
First Team**

Shawn Hall, Appalachian State
Troy Wheless, College of Charleston
Karim Souchu, Furman
Julius Jenkins, Georgia Southern
Kevin Martin, Western Carolina

Second Team

Ashley Champion, Chattanooga
Wayne Bernard, Davidson
Zakee Wadood, ETSU
Mike Lenzly, Wofford
Radee Skipworth, VMI

Third Team

Graham Bunn, Appalachian State
Guilherme Da Luz, Furman
James Maye, UNCG
Lee Nixon, Wofford
Thomas Mobley, College of Charleston

**2003-04
Coaches**

Zakee Wadood, ETSU
Tim Smith, ETSU
Thomas Mobley, College of Charleston
Kevin Martin, Western Carolina
Brendan Winters, Davidson
Ashley Champion, Chattanooga
Maleye Ndoye, Furman
Frank Bennett, Georgia Southern
Jerald Fields, ETSU
Terry Williams, Georgia Southern

**2003-04
Media
First Team**

Zakee Wadood, ETSU
Kevin Martin, Western Carolina
Tim Smith, ETSU
Ashley Champion, Chattanooga
Brendan Winters, Davidson

Second Team

Thomas Mobley, College of Charleston
Frank Bennett, Georgia Southern
Jackson Atoyebi, Elon
Maleye Ndoye, Furman
Jerald Fields, ETSU

Third Team

Jay Joseph, UNCG
Ronnie Burrell, UNCG
Howard Wilkerson, Wofford
Terry Williams, Georgia Southern
Tony Mitchell, College of Charleston

**2004-05
Coaches**

Brendan Winters, Davidson
Elton Nesbitt, Georgia Southern
Tim Smith, ETSU
Tony Mitchell, College of Charleston
Mindaugas Katelinas, Chattanooga
Logan Kosmalski, Davidson
Ronnie Burrell, UNCG
Kyle Hines, UNCG
Jean Francois, Georgia Southern
Terry Williams, Georgia Southern

**2004-05
Media
First Team**

Brendan Winters, Davidson
Elton Nesbitt, Georgia Southern
Tim Smith, ETSU
Tony Mitchell, College of Charleston
Mindaugas Katelinas, Chattanooga



Brandon Giles of Western Carolina was an all-conference selection by the coaches in both 2007-08 and 2009-10.

Second Team

Logan Kosmalski, Davidson
Ronnie Burrell, UNCG
Jean Francois, Georgia Southern
Terry Williams, Georgia Southern
Tyler Berg, Wofford

Third Team

Kyle Hines, UNCG
Chris Brown, Chattanooga
D.J. Thompson, Appalachian State
Moussa Diagne, Furman
David Berghoefer, Western Carolina

**2005-06
Coaches**

D.J. Thompson, Appalachian State
Dontaye Draper, College of Charleston
Ian Johnson, Davidson
Brendan Winters, Davidson
Chris Chalko, Elon
Moussa Diagne, Furman
Elton Nesbitt, Georgia Southern
Ricky Hickman, UNCG
Kyle Hines, UNCG
Howard Wilkerson, Wofford

**2005-06
Media
First Team**

D.J. Thompson, Appalachian State
Dontaye Draper, College of Charleston
Brendan Winters, Davidson
Elton Nesbitt, Georgia Southern
Kyle Hines, UNCG

Second Team

Ian Johnson, College of Charleston
Chris Chalko, Elon
Robby Bostain, Furman
Ricky Hickman, UNCG
Howard Wilkerson, Wofford

Third Team

Josh Jackson, College of Charleston
Kenny Grant, Davidson
Moussa Diagne, Furman
Louis Graham, Georgia Southern
Donte Gennie, Georgia Southern
Shane Nichols, Wofford

**2006-07
Coaches**

Kyle Hines, UNCG
D.J. Thompson, Appalachian State
Dontaye Draper, College of Charleston
Stephen Curry, Davidson
Nick Aldridge, Western Carolina
Jason Richards, Davidson
Donte Gennie, Georgia Southern
Moussa Diagne, Furman
LeVonn Jordan, Elon
Robbie Bostain, Furman

**2006-07
Media
First Team**

Kyle Hines, UNCG
D.J. Thompson, Appalachian State
Dontaye Draper, College of Charleston
Stephen Curry, Davidson
Nick Aldridge, Western Carolina

Second Team

Jason Richards, Davidson
Louis Graham, Georgia Southern
Thomas Sander, Davidson
Donte Gennie, Georgia Southern
Moussa Diagne, Furman

Third Team

Keddrick Mayes, Chattanooga
Jeremy Clayton, Appalachian State
LeVonn Jordan, Elon
Ricky Hickman, UNCG
David Lawrence, College of Charleston

ALL-CONFERENCE TEAMS



2007-08 Coaches

Stephen Curry, Davidson
 Kyle Hines, UNCG
 Louis Graham, Georgia Southern
 Jason Richards, Davidson
 Donte Minter, Appalachian State
 Nicchaeus Doaks, Chattanooga
 Stephen McDowell, Chattanooga
 Drew Gibson, Wofford
 Brandon Giles, Western Carolina
 Brett James, Elon

2007-08 Media First Team

Stephen Curry, Davidson
 Kyle Hines, UNCG
 Louis Graham, Georgia Southern
 Jason Richards, Davidson
 Donte Minter, Appalachian State

Second Team

Nicchaeus Doaks, Chattanooga
 Brandon Giles, Western Carolina
 Stephen McDowell, Chattanooga
 Jermaine Johnson, College of Charleston
 Andrew Goude-lock, College of Charleston

Third Team

Tony White Jr., College of Charleston
 Ola Atoyebi, Elon
 Thomas Sander, Davidson
 Drew Gibson, Wofford
 Jeremy Clayton, Appalachian State

2008-09 Coaches

Kellen Brand, Appalachian State
 Stephen Curry, Davidson
 Noah Dahlman, Wofford
 Nicchaeus Doaks, Chattanooga
 Andrew Goude-lock, Coll. of Charleston
 Andrew Lovedale, Davidson
 Stephen McDowell, Chattanooga
 Harouna Mutombo, Western Carolina
 Demetrius Nelson, The Citadel
 Cameron Wells, The Citadel

2008-09 Media First Team

Stephen Curry, Davidson
 Noah Dahlman, Wofford
 Andrew Goude-lock, Coll. of Charleston
 Stephen McDowell, Chattanooga
 Demetrius Nelson, The Citadel

Second Team

Kellen Brand, Appalachian State
 Nicchaeus Doaks, Chattanooga
 Andrew Lovedale, Davidson
 Harouna Mutombo, Western Carolina
 Cameron Wells, The Citadel

Third Team

Ola Atoyebi, Elon
 Brandon Giles, Western Carolina
 Jermaine Johnson, Coll. of Charleston
 Jordan Miller, Furman
 Junior Salters, Wofford

2009-10 Coaches

Donald Sims, Appalachian State
 Andrew Goude-lock, Coll. of Charleston
 Jeremy Simmons, Coll. of Charleston
 Cameron Wells, The Citadel
 Amu Saaka, Furman
 Willie Powers, Georgia Southern
 Ben Stywall, UNCG
 Brandon Giles, Western Carolina
 Noah Dahlman, Wofford
 Tim Johnson, Wofford

2009-10 Media

First Team

Donald Sims, Appalachian State
 Andrew Goude-lock, Coll. of Charleston
 Cameron Wells, The Citadel
 Ben Stywall, UNCG
 Noah Dahlman, Wofford

Second Team

Jeremy Simmons, Coll. of Charleston
 Adam Constantine, Elon
 Amu Saaka, Furman
 Ty Patterson, Chattanooga
 Brandon Giles, Western Carolina

Third Team

Donavan Monroe, Coll. of Charleston
 Willie Powers, Georgia Southern
 Jake Robinson, Western Carolina
 Brigham Waginger, Western Carolina
 Jamar Diggs, Wofford
 Tim Johnson, Wofford

2010-11 Coaches

Omar Carter, Appalachian State
 Donald Sims, Appalachian State
 Andrew Goude-lock, Coll. of Charleston
 Donovan Monroe, Coll. of Charleston
 Cameron Wells, The Citadel
 Chris Long, Elon
 Amu Saaka, Furman
 Omar Wattad, Chattanooga
 Mike Williams, Western Carolina
 Noah Dahlman, Wofford

2010-11 Media

First Team

Donald Sims, Appalachian State
 Andrew Goude-lock, Coll. of Charleston
 Cameron Wells, The Citadel
 Amu Saaka, Furman
 Noah Dahlman, Wofford

Second Team

Omar Carter, Appalachian State
 Chris Long, Elon
 Keegan Bell, Chattanooga
 Omar Wattad, Chattanooga
 Mike Williams, Western Carolina

Third Team

Donavan Monroe, Coll. of Charleston
 Jeremy Simmons, Coll. of Charleston
 Ben Drayton III, Georgia Southern
 Tim Johnson, Wofford
 Cameron Rundles, Wofford

2011-12 Coaches

Trent Wiedeman, Coll. of Charleston
 Antwaine Wiggins, Coll. of Charleston
 Mike Groselle, The Citadel
 De'Mon Brooks, Davidson
 Jake Cohen, Davidson
 Jack Isenbarger, Elon
 Eric Ferguson, Georgia Southern
 Trevis Simpson, UNCG
 Kevin Giltner, Wofford
 Brad Loesing, Wofford

2011-12 Media

First Team

De'Mon Brooks, Davidson
 Jake Cohen, Davidson
 Eric Ferguson, Georgia Southern
 Trevis Simpson, UNCG
 Brad Loesing, Wofford

Second Team

Mike Groselle, The Citadel
 Andrew Lawrence, Coll. of Charleston
 Antwaine Wiggins, Coll. of Charleston
 Jack Isenbarger, Elon
 Kevin Giltner, Wofford

Third Team

Trent Wiedeman, Coll. of Charleston
 Nik Cochran, Davidson
 Willie Powers III, Georgia Southern
 Derrell Armstrong, UNCG
 Drew Windler, Samford

2012-13 Coaches

Nathan Healy, Appalachian State
 Andrew Lawrence, Coll. of Charleston
 Mike Groselle, The Citadel
 De'Mon Brooks, Davidson
 Jake Cohen, Davidson
 Jack Isenbarger, Elon
 Lucas Troutman, Elon
 Trevis Simpson, UNCG
 Rajion Kelly, Samford
 Trey Sumler, Western Carolina

2012-13 Media

First Team

De'Mon Brooks, Davidson
 Jake Cohen, Davidson
 Lucas Troutman, Elon
 Trevis Simpson, UNCG
 Trey Sumler, Western Carolina

Second Team

Nathan Healy, Appalachian State
 Mike Groselle, The Citadel
 Andrew Lawrence, Coll. of Charleston
 Rajion Kelly, Samford
 Karl Cochran, Wofford

Third Team

Nik Cochran, Davidson
 Jack Isenbarger, Elon
 Eric Ferguson, Georgia Southern
 Tim Williams, Samford
 Z. Mason, Chattanooga

2013-14 Coaches

De'Mon Brooks, Davidson
 Lucas Troutman, Elon
 Stephen Croone, Furman
 Jelani Hewitt, Georgia Southern
 Kyle Cain, UNCG
 Tim Williams, Samford
 Casey Jones, Chattanooga
 Z. Mason, Chattanooga
 Trey Sumler, Western Carolina
 Karl Cochran, Wofford

2013-14 Media

First Team

De'Mon Brooks, Davidson
 Lucas Troutman, Elon
 Z. Mason, Chattanooga
 Trey Sumler, Western Carolina
 Karl Cochran, Wofford



UNCG's Trevis Simpson was a two-time All-SoCon selection, earning the honor in 2011-12 and 2012-13.

Second Team

Brian Sullivan, Davidson
Stephen Croone, Furman
Jelani Hewitt, Georgia Southern
Kyle Cain, UNCG
Tim Williams, Samford

Third Team

Tyler Kalinoski, Davidson
Sebastian Koch, Elon
Tre Bussey, Georgia Southern
Casey Jones, Chattanooga
Lee Skinner, Wofford

2014-15 Coaches

Ashton Moore, The Citadel
Jalen Riley, ETSU
Stephen Croone, Furman
Darius Moten, Mercer
Ike Nwamu, Mercer
Casey Jones, Chattanooga
Justin Tuoyo, Chattanooga
James Sinclair, Western Carolina
Karl Cochran, Wofford
Lee Skinner, Wofford

2014-15 Media First Team

Ashton Moore, The Citadel
Jalen Riley, ETSU
Casey Jones, Chattanooga
James Sinclair, Western Carolina
Karl Cochran, Wofford

Second Team

Stephen Croone, Furman
Darius Moten, Mercer
Ike Nwamu, Mercer
Justin Tuoyo, Chattanooga
Lee Skinner, Wofford

Third Team

Rashawn Rembert, ETSU
Tevon Saddler, UNCG
Darius Jones-Gibson, Samford
Greg Pryor, Chattanooga
Spencer Collins, Wofford

2015-16 Coaches

T.J. Cromer, ETSU
Ge'Lawn Guyn, ETSU
Stephen Croone, Furman
Stephon Jelks, Mercer
R.J. White, UNCG
Tre' McLean, Chattanooga
Justin Tuoyo, Chattanooga
QJ Peterson, VMI
Mike Brown, Western Carolina
Spencer Collins, Wofford

2015-16 Media First Team

Ge'Lawn Guyn, ETSU
Stephen Croone, Furman
Tre' McLean, Chattanooga
Q.J. Peterson, VMI
Spencer Collins, Wofford

Second Team

T.J. Cromer, ETSU
Stephon Jelks, Mercer
Justin Tuoyo, Chattanooga
Mike Brown, Western Carolina
Torrior Brummitt, Western Carolina

Third Team

Derrick Henry, The Citadel
Diante Baldwin, UNCG
R.J. White, UNCG
Darius Jones-Gibson, Samford
Fletcher Magee, Wofford

2016-17 Coaches First Team

T.J. Cromer, ETSU
Devin Sibley, Furman
Justin Tuoyo, Chattanooga
Eric Garcia, Wofford
Fletcher Magee, Wofford

Second Team

Kris Acox, Furman
Ria'n Holland, Mercer
Francis Alonso, UNCG
Diante Baldwin, UNCG
QJ Peterson, VMI

Third Team

Desonta Bradford, ETSU
R.J. White, UNCG
Demetrius Denzel-Dyson, Samford
Wyatt Walker, Samford
Tre' McLean, Chattanooga

2016-17 Media First Team

T.J. Cromer, ETSU
Devin Sibley, Furman
QJ Peterson, VMI
Eric Garcia, Wofford
Fletcher Magee, Wofford

Second Team

Kris Acox, Furman
Ria'n Holland, Mercer
Francis Alonso, UNCG
Diante Baldwin, UNCG
Justin Tuoyo, Chattanooga

Third Team

Preston Parks, The Citadel
R.J. White, UNCG
Demetrius Denzel-Dyson, Samford
Wyatt Walker, Samford
Tre' McLean, Chattanooga

2017-18 Coaches First Team

Zane Najdawi, The Citadel
Desonta Bradford, ETSU
Devin Sibley, Furman
Francis Alonso, UNCG
Fletcher Magee, Wofford

Second Team

Jalan McCloud, ETSU
James Dickey, UNCG
Justin Coleman, Samford
Mike Amius, Western Carolina
Cameron Jackson, Wofford

Third Team

Daniel Fowler, Furman
Matt Rafferty, Furman
Jordan Strawberry, Mercer
Marvin Smith, UNCG
Demetrius Denzel-Dyson, Samford

2017-18 Media First Team

Zane Najdawi, The Citadel
Desonta Bradford, ETSU
Devin Sibley, Furman
Francis Alonso, UNCG
Fletcher Magee, Wofford

Second Team

Stephon Jelks, Mercer
Jordan Strawberry, Mercer
James Dickey, UNCG
Marvin Smith, UNCG
Demetrius Denzel-Dyson, Samford
Cameron Jackson, Wofford



Chattanooga's Justin Tuoyo was a three-time All-SoCon selection from 2014-15 to 2016-17. He was also the SoCon Defensive Player of the Year in each of those seasons.

Third Team

Jalan McCloud, ETSU
Daniel Fowler, Furman
Matt Rafferty, Furman
Justin Coleman, Samford
Mike Amius, Western Carolina

2018-19 Coaches First team

Matt Rafferty, Furman
Francis Alonso, UNCG
Isaiah Miller, UNCG
Cameron Jackson, Wofford
Fletcher Magee, Wofford

Second team

Lew Stallworth, The Citadel
Jeremy Rodriguez, ETSU
Ross Cummings, Mercer
Josh Sharkey, Samford
Bubba Parham, VMI

Third team

Patrick Good, ETSU
Bo Hodges, ETSU
Jordan Lyons, Furman
Kevin Easley, Chattanooga
Carlos Dotson, Western Carolina

2018-19 Media First team

Jeremy Rodriguez, ETSU
Matt Rafferty, Furman
Francis Alonso, UNCG
Cameron Jackson, Wofford
Fletcher Magee, Wofford

Second team

Lew Stallworth, The Citadel
Ross Cummings, Mercer
Isaiah Miller, UNCG
Josh Sharkey, Samford
Bubba Parham, VMI

Third team

Zane Najdawi, The Citadel
Bo Hodges, ETSU
Jordan Lyons, Furman
James Dickey, UNCG
Carlos Dotson, Western Carolina

2019-20 Coaches First team

Bo Hodges, ETSU
Jordan Lyons, Furman
Isaiah Miller, UNCG
Carlos Dotson, Western Carolina
Mason Faulkner, Western Carolina

Second team

Tray Boyd III, ETSU
Djordje Dimitrijevic, Mercer
Ethan Stair, Mercer
Matt Ryan, Chattanooga
Nathan Hoover, Wofford

Third team

Noah Gurley, Furman
Clay Mounce, Furman
James Dickey, UNCG
Josh Sharkey, Samford
Ramon Vila, Chattanooga

2019-20 Media First team

Tray Boyd III, ETSU
Jordan Lyons, Furman
Djordje Dimitrijevic, Mercer
Isaiah Miller, UNCG
Carlos Dotson, Western Carolina

Second team

Bo Hodges, ETSU
Ethan Stair, Mercer
Josh Sharkey, Samford
Matt Ryan, Chattanooga
Mason Faulkner, Western Carolina

Third team

Noah Gurley, Furman
Clay Mounce, Furman
James Dickey, UNCG
Ramon Vila, Chattanooga
Nathan Hoover, Wofford

ALL-FRESHMAN TEAMS



1977-78

Rodney Arnold, Furman
Rich DiBenedetto, Davidson
Chris Dodds, Davidson
Ken Labanowski, Marshall
Keith Parker, Chattanooga
Greg White, Marshall

1978-79

Greg Dennis, Western Carolina
Jamie Hall, Davidson
Charles Payton, Appalachian State
Robert Price, Marshall
George Washington, Marshall

1979-80

Ronnie Carr, Western Carolina
Randy Harris, Chattanooga
Troy Lee Mikell, ETSU
Michael Hunt, Furman
Kenny Trimier, Western Carolina

1980-81

Wade Capehart, Appalachian State
John Gullickson, Davidson
George Singleton, Furman
David Wade, Marshall
Willie White, Chattanooga

1981-82

Cedric Cokely, Western Carolina
Tim Criswell, Furman
Noel Gilliard, Furman
Mark Vest, VMI
Cedric Wins, VMI

1982-83

Dave Conrady, Furman
Rod Davis, Appalachian State
Mike Huffman, VMI
Jim McConkey, Davidson
Clifford Waddy, Western Carolina

1983-84

Gay Elmore, VMI
Chris Heineman, Davidson
Shawn Reid, Furman
Richard Rogers, Western Carolina
David Vaught, ETSU

1984-85

John Castile, Furman
Andre Gault, Western Carolina
Skip Henderson, Marshall
Jeff Himes, Davidson
Derek Rucker, Davidson

1985-86

Willie Allen, Appalachian State
Joey Brooks, Furman
Leon Bryant, The Citadel
Darren McDonald, VMI
Floyd Showers, Western Carolina

1986-87

Renard Johnson, VMI
Kemp Phillips, Appalachian State
Jay Schmitt, Davidson
Jimmy Stewart, Appalachian State
Ramon Williams, VMI

1987-88

Greg Dennis, ETSU
Keith Jennings, ETSU
Rodney Peel, Appalachian State
John Taft, Marshall
Andy Paul Williamson, Marshall

1988-89

Percy Covington, VMI
David Donerlson, Western Carolina
Bruce Evans, Furman
Hal Henderson, Furman
Donald Jenkins, Chattanooga
Calvin Talford, ETSU

1989-90

Eric Dailey, Western Carolina
Aaron Nichols, The Citadel
Billy Ross, Appalachian State
Harold Simmons, Marshall
Derek Waugh, Furman
Maceo Williams, Chattanooga

1990-91

Brian Edwards, Furman
Ricky Nedd, Appalachian State
Carey Rich, Western Carolina
Trazel Silvers, ETSU
Lamar Wright, The Citadel

1991-92

Reese Dudley, ETSU
Tim Ford, Western Carolina
Malik Hightower, Marshall
Bobby Jones, VMI
Chad McClendon, Appalachian State

1992-93

Chris Alpert, Davidson
Lawrence Gullette, VMI
Bill Harder, Furman
Brian Hege, Appalachian State
Anquell McCollum, Western Carolina

1993-94

Lonnie Edwards, Georgia Southern
Darryl Faulkner, VMI
Corrie Johnson, ETSU
Warren Johnson, VMI
Moncrief Michael, The Citadel

1994-95

Ray Minlend, Davidson
Matt Newman, The Citadel
Brian Tauog, VMI
Chuck Vincent, Furman
Kareem Livingston, Appalachian State

1995-96

Brent Conley, VMI
Jason Williams, Marshall
Andre Kerr, Furman
Virgil Stevens, The Citadel
Jason Stewart, Furman

1996-97

Landry Kosmalski, Davidson
Derrick Wright, Marshall
Ryan Wilson, ETSU
David Phillips, Chattanooga
Hamp Jones, Georgia Southern

1997-98

Otis Donald, Chattanooga
Adrian Meeks, ETSU
Marcus Dilligard, Furman
Ian Chadwick, Wofford
Stacy Ervin, Western Carolina
Nathan Jameson, UNCG

1998-99

Rod Shiver, The Citadel
Alan Puckett, The Citadel
Kyle Julius, Furman
James Maye, UNCG
Casey Rogers, Western Carolina

1999-00

Leighton Bowie, Coll. of Charleston
Wayne Bernard, Davidson
Karim Souchu, Furman
Julius Jenkins, Georgia Southern
Jarvis Hayes, Western Carolina

2000-01

Jay Joseph, UNCG
Radee Skipworth, VMI
Rans Brempong, Western Carolina
Frank Bennett, Georgia Southern
Noah Brown, Appalachian State

2001-02

Tony Mitchell, College of Charleston
Tiras Wade, ETSU
Terry Williams, Georgia Southern
Jason Conley, VMI
Kevin Martin, Western Carolina
Justin Stephens, Wofford

2002-03

Alphonso Pugh, Chattanooga
Brendan Winter, Davidson
Ian Johnson, Davidson
Tim Smith, ETSU
Tyler Berg, Wofford

2003-04

Quan Prowell, Furman
Matt Nowlin, Elon
Robby Bostain, Furman
Moussa Diagne, Furman
J'Mel Everhart, The Citadel

2004-05

Kyle Hines, UNCG
Warren McLendon, The Citadel
Louis Graham, Georgia Southern
Brian Waters, Elon
Trey Hopkins, Western Carolina

2005-06

Jermaine Johnson, Coll. of Charleston
Brett James, Elon
Stanley Jones, Furman
Jadee Jones, Furman
David McClenny, UNCG

2006-07

Stephen Curry, Davidson
Nick Aldridge, Western Carolina
Jake Robinson, Western Carolina
Junior Salters, Wofford
Ben Stywall, UNCG

2007-08

Coaches

Andrew Goudeock, Coll. of Charleston
Donald Sims, Appalachian State
Cameron Wells, The Citadel
Willie Powers, Georgia Southern
Austin Dahn, The Citadel

Media

Cameron Wells, The Citadel
Andrew Goudeock, Coll. of Charleston
Donald Sims, Appalachian State
Willie Powers, Georgia Southern
Justin Dehm, Furman

2008-09

Coaches

John Brown, The Citadel
Ben Drayton III, Georgia Southern
Damian Eargle, UNCG
Harouna Mutombo, Western Carolina
Brad Loesing, Wofford


2009-10

Coaches

Willis Hall, College of Charleston
Harrison DuPont, The Citadel
Jake Cohen, Davidson
JP Kuhlman, Davidson
Kyle Randall, UNCG

Media

Willis Hall, College of Charleston
Harrison DuPont, The Citadel
Jake Cohen, Davidson
JP Kuhlman, Davidson
Kyle Randall, UNCG



VMI's Jason Conley was voted the league's player and freshman of the year in 2001-02. Also an all-freshman and all-conference selection that season, he led the nation in scoring at 29.3 points per game, the eighth-best mark in league history.

ALL-FRESHMAN TEAMS

2010-11 Coaches

Trent Wiedeman, Coll. of Charleston
Lucas Troutman, Elon
Eric Ferguson, Georgia Southern
Trevis Simpson, UNCG
Trey Sumler, Western Carolina

Media

Trent Wiedeman, Coll. of Charleston
Jack Isenbarger, Elon
Eric Ferguson, Georgia Southern
Trevis Simpson, UNCG
Trey Sumler, Western Carolina

2011-12 Coaches

Adjehi Baru, College of Charleston
Austin Hamilton, Elon
Tyler Hood, Samford
Raijon Kelly, Samford
Karl Cochran, Wofford

Media

Adjehi Baru, College of Charleston
Austin Hamilton, Elon
Tyler Hood, Samford
Raijon Kelly, Samford
Karl Cochran, Wofford

2012-13 Coaches

Matt Van Scyoc, The Citadel
Clide Geffrard Jr., Samford
Tim Williams, Samford
Gee McGhee, Chattanooga
Spencer Collins, Wofford

Media

Matt Van Scyoc, The Citadel
Clide Geffrard Jr., Samford
Tim Williams, Samford
Gee McGhee, Chattanooga
Spencer Collins, Wofford

2013-14 Coaches

Brian White, The Citadel
Jack Gibbs, Davidson
Tevon Saddler, UNCG
Isaiah Williams, Samford
Eric Garcia, Wofford

Media

Brian White, The Citadel
William Gates Jr., Furman
Tevon Saddler, UNCG
Isaiah Williams, Samford
Eric Garcia, Wofford

2014-15 Coaches

Jake Wright, The Citadel
Daniel Fowler, Furman
Devin Sibley, Furman
Stephon Jelks, Mercer
Christen Cunningham, Samford

Media

Jake Wright, The Citadel
Daniel Fowler, Furman
Devin Sibley, Furman
Christen Cunningham, Samford
Evan Taylor, Samford

2015-16 Coaches

Matt Rafferty, Furman
Francis Alonso, UNCG
Matt Rose, Samford
Wyatt Walker, Samford
Fletcher Magee, Wofford



Tyler Hood was one of two Samford players to earn all-freshman honors in 2011-12. Hood and classmate Raijon Kelly, who were picked by both the coaches and media, became the first Bulldogs to take the honor in program history. Samford joined the league for the 2008-09 season.

Media

Zane Najdawi, The Citadel
Matt Rafferty, Furman
Francis Alonso, UNCG
Wyatt Walker, Samford
Fletcher Magee, Wofford

2016-17 Coaches

Preston Parks, The Citadel
Jordan Lyons, Furman
James Dickey, UNCG
Josh Sharkey, Samford
Nathan Hoover, Wofford

Media

Preston Parks, The Citadel
Josh Sharkey, Samford
James Dickey, UNCG
Nathan Hoover, Wofford
Kaelon Harris, The Citadel
Triston Chambers, Samford

2017-18 Coaches

Mladen Armus, ETSU
Bo Hodges, ETSU
Isaiah Miller, UNCG
Bubba Parham, VMI
Storm Murphy, Wofford

Media

Bo Hodges, ETSU
Isaiah Miller, UNCG
Bubba Parham, VMI
Matt Halvorsen, Western Carolina
Storm Murphy, Wofford

2018-19 Coaches

Daivien Williamson, ETSU
Noah Gurley, Furman
Robert Allen, Samford
Kevin Easley, Chattanooga
Kameron Gibson, Western Carolina

Media

Daivien Williamson, ETSU
Noah Gurley, Furman
Robert Allen, Samford
Kevin Easley, Chattanooga
Kameron Gibson, Western Carolina

2019-20 Coaches

Fletcher Abee, The Citadel
Kamar Robertson, Mercer
Keyshaun Langley, UNCG
Travis Eevee, VMI
Messiah Jones, Wofford

Media

Fletcher Abee, The Citadel
Kamar Robertson, Mercer
Keyshaun Langley, UNCG
Travis Eevee, VMI
Messiah Jones, Wofford

Bold italics denotes SoCon Freshman of the Year

PLAYERS OF THE WEEK



1968-69

- Week 6 Johnny Mitchell, VMI
- Week 7 Mike O'Neill, DAV
- Week 8 Dick Esleack, FUR
- Week 9 Mike Maloy, DAV

NOTE: Information for weeks 1-5 and weeks 10-11 is not available.

1969-70

- Week 1 Kenny Foster, RICH
- Week 2 Bob Sherwood, W&M
- Week 3 Joe Brunson, FUR
- Week 4 Bryan Adrian, DAV
- Week 5 Tom Miller, ECU
- Week 6 Doug Cook, DAV
- Week 7 Mike Maloy, DAV
- Week 8 Walt Szczerbak, GWU
- Week 9 Bryan Adrian, DAV
- Week 10 Jim Fairley, ECU

1970-71

- Week 1 Russ Hunt, FUR
- Week 2 Joe Sutter, DAV
- Week 3 Ben Ledbetter, CIT
- Week 4 Mike Anastasio, RICH
- Week 5 Steve Kirley, DAV
- Week 6 Tom Jasper, W&M
- Week 7 Jim Gregory, ECU
- Week 8 Russ Hunt, FUR
- Week 9 Jan Essenburg, VMI
- Week 10 Joe Sutter, DAV

1971-72

- Week 1 Russ Hunt, FUR
- Week 2 John Falconi, DAV
- Week 3 Joe Sutter, DAV
- Week 4 Jim Fairley, ECU
- Week 5 Jerome Owens, ECU
- Week 6 John Falconi, DAV
- Week 7 Russ Hunt, FUR
- Week 8 Roy Simpson, FUR
- Week 9 Russ Hunt, FUR
- Week 10 Jim Fairley, ECU
- Week 11 Bob Frank, VMI

1972-73

- Week 1 Fessor Leonard, FUR
- Week 2 Matt Courage, W&M
- Week 3 T.J. Pecorak, DAV
- Week 4 Aron Stewart, RICH
- Week 5 Fessor Leonard, FUR
- Week 6 Aron Stewart, RICH
- Week 7 Aron Stewart, RICH
- Week 8 Dave Franklin, ECU
- Week 9 Mike Arizin, W&M
- Week 10 Aron Stewart, RICH

1973-74

- Week 1 Fessor Leonard, FUR
- Week 2 Mike Arizin, W&M
- Week 3 John Falconi, DAV
- Week 4 Clyde Mayes, FUR
- Week 5 Stan Davis, APP
- Week 6 Aron Stewart, RICH
- Week 7 Stan Davis, APP
- Week 8 Clyde Mayes, FUR
- Week 9 Clyde Mayes, FUR
- Week 10 Aron Stewart, RICH
- Week 11 Aron Stewart, RICH

1974-75

- Week 1 Larry Horowitz, DAV
- Week 2 Eric Gray, RICH
- Week 3 Clyde Mayes, FUR
- Week 4 Clyde Mayes, FUR
- Week 5 Bob McCurdy, RICH
- Week 6 Gregg Ashorn, ECU
- Week 7 Buzzy Braman, ECU
- Week 8 Craig Lynch, FUR
- Week 9 Clyde Mayes, FUR
- Week 10 Bob McCurdy, RICH
- Week 11 John Lowenhaupt, W&M

1975-76

- Week 1 Ron Satterthwaite, W&M
- Week 2 John Krovic, VMI
- Week 3 Reggie Lee, ECU
- Week 4 Jim Strickland, FUR
- Week 5 Dave Montgomery, VMI
- Week 6 Jeff Butler, RICH
- Week 7 Ron Carter, VMI
- Week 8 Darryl Robinson, APP
- Week 9 Ron Satterthwaite, W&M
- Week 10 John Lowenhaupt, W&M
- Week 11 Ray Miller, FUR

1976-77

- Week 1 Jonathan Moore, FUR
- Week 2 Darryl Robinson, APP
- Week 3 Walter Anderson, APP
- Week 4 Ron Carter, VMI
- Week 5 Bruce Grimm, FUR
- Week 6 Louis Crosby, ECU
- Week 7 Ron Carter, VMI
- Week 8 Larry Hunt, ECU
- Week 9 John Gerdy, DAV
- Week 10 Will Bynum, VMI
- Week 11 Rick Swing, CIT

1977-78

- Week 1 Chris Dodds, DAV
- Week 2 Darryl Robinson, APP
- Week 3 Renaldo Lawrence, APP
- Week 4 John Gerdy, DAV
- Week 5 Ron Carter, VMI
- Week 6 John Gerdy, DAV
- Week 7 Tony Searcy, APP
- Week 8 Harley Major, MAR
- Week 9 Jonathan Moore, FUR
- Week 10 Ron Carter, VMI
- Week 11 Bubba Wilson, WCU
- Week 12 Tony Searcy, APP

1978-79

- Week 1 Tom Slawson, CIT
- Week 2 Darryl Robinson, APP
- Week 3 Jonathan Moore, FUR
- Week 4 Jonathan Moore, FUR
- Week 5 Rick Swing, CIT
- Week 6 Jonathan Moore, FUR
- Week 7 George Washington, MAR
- Week 8 John Gerdy, DAV
- Week 9 Jonathan Moore, FUR
- Week 10 Darryl Robinson, APP
- Week 11 John Gerdy, DAV
- Week 12 Tom Slawson, CIT

1979-80

- Week 1 Rich DiBenedetto, DAV
- Week 2 Ronnie Carr, WCU
- Week 3 James Campbell, MAR
- Week 4 Eric Smith, UTC

- Week 5 Greg Dennis, WCU
- Week 6 Andy Kolesar, VMI
- Week 7 Mel Daniel, FUR
- Week 8 Jonathan Moore, FUR
- Week 9 Greg Dennis, WCU
- Week 10 Troy Lee Mikell, ETSU
- Week 11 Greg Dennis, WCU
- Week 12 Jonathan Moore, FUR

1980-81

- Week 1 George Washington, MAR
- Week 2 Todd Haynes, DAV
- Week 3 Troy Lee Mikell, ETSU
- Week 4 Charles Jones, MAR
- Week 5 Todd Haynes, DAV
- Week 6 Rich DiBenedetto, DAV
- Week 7 George Singleton, FUR
- Week 8 Larry Caldwell, WCU
- Week 9 Mel Daniel, FUR
- Week 10 Charles Payton, APP
- Week 11 George Singleton, FUR
- Week 12 LaVerne Evans, MAR

1981-82

- Week 1 John Fitch, APP
- Week 2 David Wade, MAR
- Week 3 Russ Schoene, UTC
- Week 4 Cliff Tribus, DAV
- Week 5 Nick Morken, UTC
- Week 6 Ronnie Carr, WCU
- Week 7 Greg Dennis, WCU
- Week 8 Willie White, UTC
- Week 9 Aaron Douglas, ETSU
- Week 10 Willie White, UTC
- Week 11 George Singleton, FUR
- Week 12 Cliff Tribus, DAV

1982-83

- Week 1 George Singleton, FUR
- Week 2 Kenny Wilson, DAV
- Week 3 Willie White, UTC
- Week 4 Troy Lee Mikell, ETSU
- Week 5 Cliff Tribus, DAV
- Week 6 Winfred King, ETSU
- Week 7 Kenny Trimier, WCU
- Week 8 Regan Truesdale, CIT
- Week 9 Stanford Strickland, UTC
- Week 10 Troy Lee Mikell, ETSU
- Week 11 George Singleton, FUR
- Week 12 Troy Lee Mikell, ETSU
- Week 13 Willie White, UTC

1983-84

- Week 1 Quinton Lytle, WCU
- Week 2 Willie White, UTC
- Week 3 Stanford Strickland, UTC
- Week 4 Gerald Wilkins, UTC
- Week 5 Kenny Wilson, DAV
- Week 6 Regan Truesdale, CIT
- Week 7 George Singleton, FUR
- Week 8 Gay Elmore, VMI
- Week 9 Regan Truesdale, CIT
- Week 10 Wade Capehart, APP
- Week 11 Quentin Moore, WCU

1984-85

- Week 1 Regan Truesdale, CIT
- Week 2 Regan Truesdale, CIT
- Week 3 Greg Dolan, APP
- Week 4 Gay Elmore, VMI
- Week 5 Calvin Cannady, ETSU
- Week 6 Gerald Wilkins, UTC

- Week 7 Derek Rucker, DAV
- Week 8 Regan Truesdale, CIT
- Week 9 Skip Henderson, MAR
- Week 10 Skip Henderson, MAR
- Week 11 Clifford Morgan, UTC

1985-86


- Week 1 Gay Elmore, VMI
- Week 2 Darryl Ivery, UTC
- Week 3 Kent Hill, CIT
- Week 4 Wes Stallings, ETSU
- Week 5 Skip Henderson, MAR
- Week 6 Wes Stallings, ETSU
- Week 7 Gay Elmore, VMI
- Week 8 Kent Hill, CIT
- Week 9 Skip Henderson, MAR
- Week 10 Rod Davis, APP
- Week 11 Leroy Gasque, WCU
- Week 12 Clifford Waddy, WCU

1986-87

- Week 1 Gay Elmore, VMI
- Week 2 John Castile, FUR
- Week 3 Jeff Himes, DAV
- Week 4 Leon Bryant, CIT
- Week 5 Darryl Ivery, UTC
- Week 6 Derek Rucker, DAV
- Week 7 Skip Henderson, MAR
- Week 8 Rodney Holden, MAR
- Week 9 Chris Heineman, DAV
- Week 10 Tom Curry, MAR
- Week 11 Gay Elmore, VMI
- Week 12 Lance Fulse, UTC

1987-88

- Week 1 Joey Brooks, FUR
- Week 2 Lance Fulse, UTC
- Week 3 Tom Curry, MAR
- Week 4 Morris Lyons, UTC
- Week 5 John Castile, FUR
- Week 6 Derek Rucker, DAV
- Week 7 Chad Keller, ETSU
- Week 8 Skip Henderson, MAR



The Citadel's Regan Truesdale earned six player of the week awards from 1982-85.

Week 9 Skip Henderson, MAR
 Week 10 Keith Jennings, ETSU
 Week 11 Skip Henderson, MAR
 Week 12 Kent Hill, CIT

1988-89

Week 1 John Taft, MAR
 Week 2 Keith Jennings, ETSU
 Week 3 Benny Green, UTC
 Week 4 John Taft, MAR
 Week 5 Bennie Goettie, WCU
 Week 6 Daren Chandler, UTC
 Week 7 Damon Williams, VMI
 Ramon Williams, VMI
 Week 8 David Donerlson, WCU
 Week 9 Bruce Evans, FUR
 Week 10 Patrick Elmore, CIT
 Week 11 Chris Behrends, UTC
 Week 12 Bennie Goettie, WCU

1989-90

Week 1 John Taft, MAR
 Week 2 Derrick Kirce, UTC
 Week 3 David Donerlson, WCU
 Week 4 Keith Jennings, ETSU
 Week 5 Tracy Garrick, FUR
 Week 6 Patrick Elmore, CIT
 Week 7 Greg Dennis, ETSU
 Week 8 Bruce Evans, FUR
 Week 9 Damon Williams, VMI
 Week 10 Damon Williams, VMI
 Week 11 Patrick Elmore, CIT
 Week 12 John Taft, MAR

1990-91

Week 1 John Taft, MAR
 Week 2 Steve Spurlock, APP
 Week 3 John Taft, MAR
 Week 4 Keith Nelson, UTC
 Week 5 John Taft, MAR
 Week 6 Keith Jennings, ETSU
 Week 7 Terry Boyd, WCU
 Week 8 Derrick Kirce, UTC
 Week 9 Keith Jennings, ETSU
 Week 10 Keith Jennings, ETSU
 Week 11 Greg Fitz, VMI
 Week 12 John Taft, MAR

1991-92

Week 1 Maurice Williams, WCU
 Week 2 Calvin Talford, ETSU
 Week 3 Rodney English, ETSU
 Week 4 Tim Brooks, UTC
 Week 5 Robert Gaines, WCU
 Week 6 Rodney English, ETSU
 Week 7 LeVert Threats, UTC
 Week 8 Tim Brooks, UTC
 Week 9 Lewis Preston, VMI
 Week 10 Greg Dennis, ETSU
 Week 11 Terry Boyd, WCU
 Week 12 Lewis Preston, VMI

1992-93

Week 1 Gary Robb, UTC
 Week 2 Lewis Preston, VMI
 Week 3 Tyrone Phillips, MAR
 Week 4 Gary Robb, UTC
 Week 5 Billy Ross, APP
 Week 6 Jerry Pelphrey, ETSU
 Week 7 Detlef Musch, DAV
 Week 8 Billy Ross, APP
 Week 9 Billy Ross, APP

Week 10 Charlton Young, GSU
 Week 11 Lewis Preston, VMI
 Week 12 Detlef Musch, DAV

1993-94

Week 1 Brandon Born, UTC
 Week 2 Terry Campbell, CIT
 Week 3 Frankie King, WCU
 Week 4 Chad Copeland, UTC
 Week 5 Chad Copeland, UTC
 Week 6 William Cook, APP
 Week 7 Jeff Williams, APP
 Week 8 Frankie King, WCU
 Week 9 Frankie King, WCU
 Week 10 Frankie King, WCU
 Week 11 William Cook, APP
 Week 12 Trazel Silvers, ETSU

1994-95

Week 1 Brandon Born, UTC
 Week 2 Frankie King, WCU
 Week 3 Shawn Moore, MAR
 Week 4 Lawrence Gullette, VMI
 Week 5 Roger Smith, UTC
 Week 6 Maurio Hanson, UTC
 Week 7 Frankie King, WCU
 Week 8 John Oliver, UTC
 Week 9 Chad McClendon, APP
 Week 10 Moncrief Michael, CIT
 Week 11 Brandon Born, UTC
 Week 12 Matt Newman, CIT
 Week 13 Chad McClendon, APP

1995-96

Week 1 Brandon Williams, DAV
 Week 2 Keith Veney, MAR
 Week 3 Keith Veney, MAR
 Week 4 Quinn Harwood, DAV
 Week 5 Keith Veney, MAR
 Week 6 Noy Castillo, CIT
 Week 7 Chuck Vincent, FUR
 Week 8 Lawrence Gullette, VMI
 Week 9 Anquell McCollum, WCU

Week 10 Anquell McCollum, WCU
 Week 11 Anquell McCollum, WCU
 Week 12 Johnny Taylor, UTC

1996-97

Week 1 Ryan Wilson, ETSU
 Week 2 Bobby Phillips, WCU
 Week 3 Junior Braswell, APP
 Week 4 Keith Veney, MAR
 Week 5 Matt Newman, CIT
 Week 6 Willie Young, UTC
 Week 7 John Brannen, MAR
 Week 8 Chuck Vincent, FUR
 Week 9 Maurice Spencer, VMI
 Week 10 Narcisse Ewodo, DAV
 Week 11 John Brannen, MAR
 Week 12 Junior Braswell, APP

1997-98

Week 1 Tyson Patterson, APP
 Week 2 Jason Bell, VMI
 Week 3 Jason Bell, VMI
 Week 4 Tige Darner, APP
 Week 5 Darryl Faulkner, VMI
 Week 6 Greg Stephens, ETSU
 Week 7 Jamie Jenkins, CIT
 Week 8 Bobby Phillips, WCU
 Week 9 Darryl Faulkner, VMI
 Week 10 Demetrius Cherry, UNCG
 Week 11 Stephen Marshall, DAV
 Week 12 Greg Stephens, ETSU

1998-99

Week 1 Marshall Phillips, APP
 Week 2 Danny Johnson, CofC
 Week 3 Stanislav Makshantsev, FUR
 Week 4 Ian Chadwick, WOF
 Week 5 Danny Johnson, CofC
 Week 6 Greg Stephens, ETSU
 Week 7 Marshall Phillips, APP
 Week 8 Greg Stephens, ETSU
 Week 9 Daniel Quigley, FUR
 Week 10 Sedric Webber, CofC

Week 11 Jody Lumpkin, CofC
 Week 12 Matt McMahon, APP

1999-2000

Week 1 Jarvis Hayes, WCU
 Week 2 Julius Jenkins, GSU
 Week 3 Karim Souchu, FUR
 Week 4 Demetrius Cherry, UNCG
 Week 5 Rufus Leach, APP
 Week 6 Rashun Coleman, UTC
 Week 7 Tyson Patterson, APP
 Week 8 Oliver Morton, UTC
 Week 9 Jody Lumpkin, CofC
 Week 10 Andre Quarles, VMI
 Week 11 Stephen Marshall, DAV
 Week 12 Rufus Leach, APP
 Karim Souchu, FUR

2000-01

Week 1 Dimeco Childress, ETSU
 Week 2 Karim Souchu, FUR
 Courtney Eldridge, UNCG
 Week 3 Cliff Washburn, CIT
 Week 4 Ian Chadwick, WOF
 Week 5 Jody Lumpkin, CofC
 Week 6 Eric Mann, VMI
 Week 7 Julius Jenkins, GSU
 Week 8 Jay Joseph, UNCG
 Week 9 Oliver Morton, UTC
 Week 10 Alan Puckett, CIT
 Week 11 Nathan Jameson, UNCG
 Sean Patterson, GSU
 Week 12 Mike Lenzly, WOF

2001-02


Week 1 Jason Conley, VMI
 Week 2 Kevin Martin, WCU
 Week 3 Dimeco Childress, ETSU
 Week 4 Jason Conley, VMI
 Week 5 Mike Lenzly, WOF
 Week 6 James Maye, UNCG
 Week 7 Chris Pearson, DAV
 Julius Jenkins, GSU
 Week 8 Toot Young, UTC
 Week 9 Jason Conley, VMI
 Week 10 Dimeco Childress, ETSU
 Week 11 Dimeco Childress, ETSU
 David Schuck, UNCG
 Week 12 Courtney Eldridge, UNCG

2002-03

Week 1 Troy Wheless, CofC
 Week 2 Lee Nixon, WOF
 Week 3 Tiras Wade, ETSU
 Week 4 Ashley Champion, UTC
 Week 5 Shawn Hall, APP
 Week 6 Jean Francois, GSU
 Week 7 Graham Bunn, APP
 Week 8 Rans Brempong, WCU
 Wayne Bernard, DAV
 Week 9 Jason Rogan, UTC
 Week 10 Jerald Fields, ETSU
 Kevin Martin, WCU
 Week 11 Brendan Winters, DAV
 Week 12 Karim Souchu, FUR
 Week 13 Conor Grace, DAV

2003-04

Week 1 Kevin Martin, WCU
 Week 2 Zakee Wadood, ETSU
 Week 3 Kevin Martin, WCU
 Week 4 Thomas Mobley, CofC



Western Carolina's Frankie King was the SoCon Player of the Week four times in 1993-94, including earning the honor in three straight weeks. King also took the award twice more in 1994-95.

PLAYERS OF THE WEEK



- Week 5 Elton Nesbitt, GSU
- Week 6 David Berghoefer, WCU
Howard Wilkerson, WOF
Noah Brown, APP
- Week 7 Kevin Martin, WCU
- Week 8 Zakee Wadood, ETSU
- Week 9 Jackson Atoyebi, Elon
- Week 10 Maleye Ndoye, FUR
- Week 11 Brendan Winters, DAV
- Week 12 Ronnie Burrell, UNCG

2004-05

- Week 1 Howard Wilkerson, WOF
Brendan Winters, DAV
- Week 2 Howard Wilkerson, WOF
- Week 3 Kyle Hines, UNCG
- Week 4 Warren McLendon, CIT
Tony Mitchell, CofC
- Week 5 Bernard Jackson, CofC
- Week 6 Elton Nesbitt, GSU
- Week 7 Jean Francois, GSU
- Week 8 Brendan Winters, DAV
- Week 9 David Berghoefer, WCU
- Week 10 Elton Nesbitt, GSU
- Week 11 Tyler Berg, WOF
- Week 12 Tim Smith, ETSU

2005-06

- Nov. 29 Ian Johnson, DAV
- Dec. 6 Brendan Winters, UNCG
- Dec. 13 Ricky Hickman, UNCG
- Dec. 20 Elton Nesbitt, GSU
- Jan. 3 Dontaye Draper, CofC
- Jan. 10 Jackson Atoyebi, Elon
Louis Graham, GSU
- Jan. 17 Kyle Greathouse, WCU
- Jan. 24 D.J. Thompson, APP
- Jan. 31 Shane Nichols, WOF
- Feb. 7 Elton Nesbitt, GSU
- Feb. 14 Elton Nesbitt, GSU
- Feb. 21 Howard Wilkerson, WOF
- Feb. 28 D.J. Thompson, APP
J'Mel Everhart, CIT

2006-07

- Nov. 21 Stephen Curry, DAV
- Nov. 28 D.J. Thompson, APP
- Dec. 5 Thomas Sander, DAV
- Dec. 12 Ricky Hickman, UNCG
- Dec. 19 Jason Richards, DAV
- Jan. 2 Donte Minter, APP
- Jan. 9 Nathan Cranford, APP
- Jan. 16 Dontaye Draper, CofC
- Jan. 23 Kyle Hines, UNCG
- Jan. 30 Ricky Hickman, UNCG
- Feb. 6 Nick Aldridge, WCU
- Feb. 13 Stephen Curry, DAV
- Feb. 20 Stephen Curry, DAV
- Feb. 27 Louis Graham, GSU

2007-08

- Nov. 19 Kyle Hines, UNCG
- Nov. 26 Kendall Toney, UNCG
- Dec. 3 Jermaine Johnson, CofC
Stephen Curry, DAV
- Dec. 10 Drew Gibson, WOF
- Dec. 17 Khalil Hartwell, UTC
- Dec. 31 Justin Dehm, FUR
- Jan. 7 Kevin Oleksiak, UNCG
- Jan. 14 Stephen McDowell, UTC
- Jan. 21 Donald Sims, APP
- Jan. 28 Stephen Curry, DAV



Wofford's Fletcher Magee was named the SoCon player of the week seven times in his career (2015-19).

- Feb. 4 Louis Graham, GSU
Stephen Curry, DAV
- Feb. 11 Stephen Curry, DAV
- Feb. 18 Stephen Curry, DAV
- Feb. 25 Louis Graham, GSU
- March 3 Kyle Hines, UNCG

2008-09

- Nov. 18 Stephen Curry, DAV
- Nov. 25 Stephen Curry, DAV
- Dec. 2 Andrew Goudelock, CofC
- Dec. 9 Stephen Curry, DAV
- Dec. 16 Stephen Curry, DAV
- Dec. 23 Brett James, Elon
- Jan. 6 Stephen McDowell, UTC
- Jan. 13 Harouna Mutombo, WCU
- Jan. 20 Stephen Curry, DAV
- Jan. 27 Stephen Curry, DAV
- Feb. 3 Stephen Curry, DAV
- Feb. 10 Demetrius Nelson, CIT
- Feb. 17 Cameron Wells, CIT
- Feb. 24 Noah Dahlman, WOF
- March 3 Stephen Curry, DAV

2009-10

- Nov. 17 Josh Bonney, Elon
- Nov. 24 Amu Saaka, FUR
- Dec. 1 Noah Dahlman, WOF
- Dec. 8 Jeremy Simmons, CofC
- Dec. 15 Mike Williams, WCU
- Dec. 22 Noah Dahlman, WOF
- Jan. 5 Andrew Goudelock, CofC
- Jan. 12 Donald Sims, APP
- Jan. 19 Cameron Wells, CIT
- Jan. 26 Andrew Goudelock, CofC
- Feb. 2 Ty Patterson, UTC
- Feb. 9 Donald Sims, APP
- Feb. 16 Donald Sims, APP
- Feb. 23 Jeremy Simmons, CofC
- March 2 Antonio Hanson, GSU

2010-11

- Nov. 16 Omar Carter, APP
- Nov. 23 Donald Sims, APP
- Nov. 30 Cameron Wells, CIT
- Dec. 7 Noah Dahlman, WOF
- Dec. 14 Brendan McKillop, DAV
- Dec. 21 Jeremy Simmons, CofC
- Jan. 4 Amu Saaka, FUR
- Jan. 11 Omar Carter, APP
- Jan. 18 Omar Wattad, UTC
- Jan. 25 Amu Saaka, FUR
- Feb. 1 Noah Dahlman, WOF
- Feb. 8 Andrew Goudelock, CofC
- Feb. 15 Andrew Goudelock, CofC
- Feb. 22 Chris Long, Elon
- March 1 Donald Sims, APP

2011-12

- Nov. 15 Mike Groselle, CIT
- Nov. 22 Antwaine Wiggins, CofC
- Nov. 29 JP Kuhlman, DAV
- Dec. 6 Jake Cohen, DAV
- Dec. 13 Brad Loesing, WOF
- Dec. 20 Nik Cochran, DAV
- Jan. 3 Andre Williamson, APP
- Jan. 10 Jake Cohen, DAV
- Jan. 17 Jake Cohen, DAV
- Jan. 24 Derrell Armstrong, UNCG
- Jan. 31 Derrell Armstrong, UNCG
- Feb. 7 Jack Isenbarger, Elon
- Feb. 14 Trevis Simpson, UNCG
- Feb. 21 Kevin Giltner, WOF
- Feb. 28 Trey Sumler, WCU

2012-13

- Nov. 13 Mike Groselle, CIT
- Nov. 20 Tim Williams, SAM
- Nov. 27 Lucas Troutman, Elon
- Dec. 4 Jay Canty, APP
- Dec. 11 Bobby Austin, FUR

- Dec. 18 Jake Cohen, DAV
- Jan. 2 Andrew Lawrence, CofC
- Jan. 8 Jake Cohen, DAV
- Jan. 15 Adjehi Baru, CofC
- Jan. 22 Z. Mason, UTC
- Jan. 29 Trevis Simpson, UNCG
- Feb. 5 Lucas Troutman, Elon
- Feb. 12 Trey Sumler, WCU
- Feb. 19 Ryley Beaumont, Elon
- Feb. 26 Jake Cohen, DAV
- March 4 Mike Groselle, CIT

2013-14

- Nov. 12 Jelani Hewitt, GSU
- Nov. 19 Stephen Croone, FUR
- Nov. 26 Trey Sumler, WCU
- Dec. 3 Jelani Hewitt, GSU
- Dec. 10 Tanner Samson, Elon
- Dec. 17 Sebastian Koch, Elon
- Dec. 31 Trey Sumler, WCU
- Jan. 7 Z. Mason, UTC
- Jan. 14 Lee Skinner, WOF
- Jan. 21 De'Mon Brooks, DAV
- Jan. 28 Tim Williams, SAM
- Feb. 4 De'Mon Brooks, DAV
- Feb. 11 Tim Williams, SAM
- Feb. 18 Ashton Moore, CIT
- Feb. 25 Lucas Troutman, Elon
- March 3 Tim Williams, SAM

2014-15

- Nov. 18 James Sinclair, WCU
- Nov. 25 Karl Cochran, WOF
- Dec. 2 Casey Jones, UTC
- Dec. 9 QJ Peterson, VMI
- Dec. 16 Tevon Saddler, UNCG
- Dec. 23 Tyler Hood, SAM
- Jan. 6 James Sinclair, WCU
- Jan. 13 Mike Brown, WCU
- Jan. 20 Devin Sibley, FUR
- Jan. 27 Karl Cochran, WOF
- Feb. 3 Casey Jones, UTC
- Feb. 10 James Sinclair, WCU
- Feb. 17 Casey Jones, UTC
- Feb. 24 Julian Eleby, VMI
- March 2 R.J. White, UNCG

2015-16

- Nov. 17 Mike Brown, WCU
- Nov. 24 Stephon Jelks, MER
- Dec. 1 QJ Peterson, VMI
- Dec. 9 Mike Brown, WCU
- Dec. 15 Matt Rose, SAM
- Dec. 22 Jestin Lewis, MER
- Jan. 5 Stephon Jelks, MER
- Jan. 12 T.J. Cromer, ETSU
- Jan. 19 Wyatt Walker, SAM
- Jan. 26 Ge'Lawn Guyn, ETSU
- Feb. 2 Kayel Locke, UNCG
- Feb. 9 Fletcher Magee, WOF
- Feb. 16 Stephen Croone, FUR
- Feb. 23 Torrion Brummitt, WCU
- March 1 QJ Peterson, VMI

2016-17

- Nov. 15 Zane Najdawi, CIT
- Nov. 22 Wyatt Walker, SAM
- Nov. 29 Demetrius Denzel-Dyson, SAM
- Dec. 6 Zane Najdawi, CIT
- Dec. 13 Tre' McLean, UTC
- Dec. 20 Julian Eleby, VMI
- Jan. 3 T.J. Cromer, ETSU

- Jan. 10 Wyatt Walker, SAM
- Jan. 17 QJ Peterson, VMI
- Jan. 24 Kris Acox, FUR
- Jan. 31 QJ Peterson, VMI
- Feb. 7 T.J. Cromer, ETSU
- Feb. 14 Fletcher Magee, WOF
- Feb. 21 Ria'n Holland, MER
- Feb. 28 Francis Alonso, UNCG

2017-18

- Nov. 14 Ria'n Holland, MER
- Nov. 21 Fletcher Magee, WOF
- Nov. 28 Devin Sibley, FUR
- Dec. 5 Francis Alonso, UNCG
- Dec. 12 Fletcher Magee, WOF
- Dec. 19 Marvin Smith, UNCG
- Jan. 2 Cameron Jackson, WOF
- Jan. 9 Peter Jurkin, ETSU
- Jan. 16 Zane Najdawi, CIT
- Jan. 23 Justin Coleman, SAM
- Jan. 30 Desonta Bradford, ETSU
- Feb. 6 Zane Najdawi, CIT
- Feb. 13 James Dickey, UNCG
- Feb. 20 Fletcher Magee, WOF
- Feb. 26 Andrew Brown, FUR

2018-19

- Nov. 13 Josh Sharkey, SAM
- Nov. 20 Jordan Lyons, FUR
- Nov. 27 Lew Stallworth, CIT
- Dec. 4 Lew Stallworth, CIT
- Dec. 11 Jeromy Rodriguez, ETSU
- Dec. 18 Matt Rafferty, FUR
- Dec. 24 Francis Alonso, UNCG
- Dec. 31 Jeromy Rodriguez, ETSU
- Jan. 8 Matt Rafferty, FUR
- Jan. 15 Ross Cummings, MER
- Jan. 22 Kevin Easley, UTC
- Jan. 29 Patrick Good, ETSU
- Feb. 5 Onno Steger, WCU
- Feb. 12 Fletcher Magee, WOF
- Feb. 19 Matt Rafferty, FUR
- Feb. 26 Ross Cummings, MER
- March 3 Fletcher Magee, WOF

2019-20

- Nov. 12 Kaleb Hunter, UNCG
- Nov. 19 Mason Faulkner, WCU
- Nov. 26 Mason Faulkner, WCU
- Dec. 3 Clay Mounce, FUR
- Dec. 10 Carlos Dotson, WCU
- Dec. 17 Ethan Stair, MER
- Dec. 24 Jeromy Rodriguez, ETSU
- Jan. 7 Jordan Lyons, FUR
- Jan. 14 Kaelon Harris, CIT
- Jan. 21 Djordje Dimitrijevic, MER
- Jan. 28 Bo Hodges, ETSU
- Feb. 4 Chevez Goodwin, WOF
- Feb. 11 Jordan Lyons, FUR
- Feb. 18 Carlos Dotson, WCU
- Feb. 25 Jeff Gary, MER
- March 2 Ethan Stair, MER

Repeat winners

Sixteen times

Stephen Curry, DAV, 2006-09

Eight times

Jonathan Moore, FUR, 1976-80
Skip Henderson, MAR, 1984-88
John Taft, MAR, 1988-91

Seven times

Aron Stewart, RICH, 1972-74
Fletcher Magee, WOF, 2015-19

Six times

Clyde Mayes, FUR, 1973-75
George Singleton, FUR, 1980-84
Regan Truesdale, CIT, 1982-85
Gay Elmore, VMI, 1983-87
Keith Jennings, ETSU, 1987-91
Frankie King, WCU, 1993-95
Elton Nesbitt, GSU, 2003-06
Donald Sims, APP, 2007-11
Jake Cohen, DAV, 2011-13

Five times

Russ Hunt, FUR, 1970-72
Ron Carter, VMI, 1975-78
Darryl Robinson, APP, 1975-79
John Gerdy, DAV, 1976-79
Troy Lee Mikell, ETSU, 1979-81, 82-83
Willie White, UTC, 1981-84
Kevin Martin, WCU, 2001-04
Noah Dahlman, WOF, 2008-11
Andrew Goudelock, CoFC, 2008-11
QJ Peterson, VMI, 2014-17

Four times

Greg Dennis, WCU, 1979-80, 81-82
Lewis Preston, VMI, 1991-93
Keith Veney, MAR, 1995-97
Greg Stephens, ETSU, 1997-99
Dimeco Childress, ETSU, 2000-02
Karim Souchu, FUR, 1999-01, 02-03
Brendan Winters, DAV, 2002-05
Howard Wilkerson, WOF, 2003-06
Louis Graham, GSU, 2005-08
Kyle Hines, UNCG, 2004-05, 06-08
Trey Sumler, WCU, 2011-14
Tim Williams, SAM, 2012-14
Zane Najdawi, CIT, 2016-18

Three times

Jim Fairley, ECU, 1969-70, 71-72
Joe Sutter, DAV, 1970-72
Fessor Leonard, FUR, 1972-74
John Falconi, DAV, 1971-72, 73-74
Cliff Tribus, DAV, 1981-83
Derek Rucker, DAV, 1984-85, 86-88
Kent Hill, CIT, 1985-86, 87-88
Patrick Elmore, CIT, 1988-90
Damon Williams, VMI, 1988-90
Billy Ross, APP, 1992-93
Brandon Born, UTC, 1993-95
Anquell McCollum, WCU, 1995-96
Jody Lumpkin, CoFC, 1998-01
Julius Jenkins, GSU, 1999-02
Jason Conley, VMI, 2001-02
D.J. Thompson, APP, 2005-07
Ricky Hickman, UNCG, 2005-07
Cameron Wells, CIT, 2008-11
Jeremy Simmons, CoFC, 2009-11
Amu Saaka, FUR, 2009-11
Mike Groselle, CIT, 2011-13
Lucas Troutman, Elon, 2012-14
James Sinclair, WCU, 2014-15
Casey Jones, UTC, 2014-15
Mike Brown, WCU, 2014-16
Wyatt Walker, SAM, 2015-17
T.J. Cromer, ETSU, 2015-17
Francis Alonso, UNCG, 2016-19
Matt Rafferty, FUR, 2018-19
Jeromy Rodriguez, ETSU, 2018-20
Jordan Lyons, FUR, 2018-20

Two times

Mike Maloy, DAV, 1968-70
Bryan Adrian, DAV, 1969-70
Mike Arizin, W&M, 1972-74
Stan Davis, APP, 1973-74
Bob McCurdy, RICH, 1974-75
Ron Satterthwaite, W&M, 1975-76
John Lowenhaupt, W&M, 1974-76
Tony Searcy, APP, 1977-78
Rick Swing, CIT, 1976-77, 78-79
Tom Slawson, CIT, 1978-79
George Washington, MAR, 1978-79, 80-81
Todd Haynes, DAV, 1980-81
Rich DiBenedetto, DAV, 1979-81
Mel Daniel, FUR, 1979-81
Ronnie Carr, WCU, 1979-80, 81-82
Stanford Strickland, UTC, 1982-84
Kenny Wilson, DAV, 1982-84
Gerald Wilkins, UTC, 1983-85
Wes Stallings, ETSU, 1985-86
Darryl Ivory, UTC, 1985-87
Lance Fulse, UTC, 1986-88
Tom Curry, MAR, 1986-88
John Castile, FUR, 1986-88
Bennie Goettie, WCU, 1988-89
David Donerlson, WCU, 1988-90
Bruce Evans, FUR, 1988-90
Derrick Kirce, UTC, 1989-91
Rodney English, ETSU, 1991-92
Tim Brooks, UTC, 1991-92
Greg Dennis, ETSU, 1989-90, 91-92
Peter Boyd, WCU, 1990-92
Gary Robb, UTC, 1992-93
Detlef Musch, DAV, 1992-93
Chad Copeland, UTC, 1993-94
William Cook, APP, 1993-94
Chad McClendon, APP, 1994-95
Lawrence Gullette, VMI, 1994-96
Matt Newman, CIT, 1994-95, 96-97
Chuck Vincent, FUR, 1995-97
John Brannen, MAR, 1996-97
Junior Braswell, APP, 1996-97
Jason Bell, VMI, 1997-98
Darryl Faulkner, VMI, 1997-98
Bobby Phillips, WCU, 1997-98
Danny Johnson, CoFC, 1998-99
Marshall Phillips, APP, 1998-99
Demetrius Cherry, UNCG, 1997-98, 99-00
Tyson Patterson, APP, 1997-98, 99-00
Stephen Marshall, DAV, 1997-98, 99-00
Rufus Leach, APP, 1999-00
Ian Chadwick, WOF, 1998-99, 00-01
Oliver Morton, UTC, 1999-01
Mike Lenzy, WOF, 2000-02
Courtney Eldridge, UNCG, 2000-02
Zakee Wadood, ETSU, 2003-04
Jean Francois, GSU, 2002-03, 04-05
David Berghoefer, WCU, 2003-05
Jackson Atoyebi, Elon, 2003-04, 05-06
Dontaye Draper, CoFC, 2005-07
Stephen McDowell, UTC, 2007-09
Omar Carter, APP, 2010-11
Derrell Armstrong, UNCG, 2011-12
Trevis Simpson, UNCG, 2011-13
Jelani Hewitt, GSU, 2013-14
Z. Mason, UTC, 2013-14
De'Mon Brooks, DAV, 2013-14
Karl Cochran, WOF, 2014-15
Stephon Jelks, MER, 2015-16
Stephen Croone, FUR, 2013-14, 15-16
Julian Eleby, VMI, 2014-15, 16-17
Ria'n Holland, MER, 2016-18
Devin Sibley, FUR, 2014-15, 17-18
Lew Stallworth, CIT, 2018-19
Ross Cummings, MER, 2018-19
Mason Faulkner, WCU, 2019-20
Carlos Dotson, WCU, 2019-20
Ethan Stair, MER, 2019-20

POTW by school

Davidson.....	79
Furman	70
Western Carolina	61
Chattanooga	57
Appalachian State.....	53
ETSU	49
VMI.....	46
The Citadel.....	43
UNC Greensboro.....	32
Wofford	31
College of Charleston	24
Georgia Southern	20
Richmond.....	13
East Carolina.....	12
Elon.....	12
Samford.....	12
Mercer.....	11
William & Mary	9
George Washington.....	1

Freshmen of the Week

2013-14

- Nov. 12 Brian White, CIT
- Nov. 19 Tevon Saddler, UNCG
- Nov. 26 Brian White, CIT
- Dec. 3 Isaiah Williams, SAM
- Dec. 10 Isaiah Williams, SAM
- Dec. 17 Jaylen Allen, WOF
- Dec. 31 William Gates Jr., WOF
- Jan. 7 Brian White, CIT
- Jan. 14 Tevon Saddler, UNCG
- Jan. 21 Tevon Saddler, UNCG
- Jan. 28 Tevon Saddler, UNCG
- Feb. 4 Kyle Doyle, GSU
- Feb. 11 Isaiah Williams, SAM
- Feb. 18 Tevon Saddler, UNCG
- Feb. 25 Isaiah Williams, SAM
- March 3 R.J. White, UNCG

2014-15

- Nov. 18 Christen Cunningham, SAM
- Nov. 25 Daniel Fowler, FUR
- Dec. 2 Christen Cunningham, SAM
- Dec. 9 Geoff Beans, FUR
- Dec. 16 Jake Wright, CIT
- Dec. 23 Geoff Beans, FUR
- Jan. 6 Jordan Strawberry, MER
- Jan. 13 Devin Sibley, FUR
- Jan. 20 Devin Sibley, FUR
- Jan. 27 Christen Cunningham, SAM
- Feb. 3 Tucker Thompson, WCU
- Feb. 10 Christen Cunningham, SAM
- Feb. 17 Devin Sibley, FUR
- Feb. 24 Daniel Fowler, FUR
- March 2 Christen Cunningham, SAM

* Award discontinued after 2014-15 season

PLAYERS OF THE MONTH



2004-05

November Brendan Winters, Davidson
 December Ronnie Burrell, UNCG
 January Kyle Hines, UNCG
 February Tyler Berg, Wofford

2005-06

November Brendan Winters, Davidson
 December Ian Johnson, Davidson
 January Kyle Hines, UNCG
 February Elton Nesbitt, Georgia Southern

2006-07

November Kyle Hines, UNCG
 December Kyle Hines, UNCG
 January Stephen Curry, Davidson
 February Stephen Curry, Davidson

2007-08

November Stephen Curry, Davidson
 December Stephen Curry, Davidson
 Kyle Hines, UNCG
 January Stephen Curry, Davidson
 February Stephen Curry, Davidson
 March Stephen Curry, Davidson

2008-09

November Stephen Curry, Davidson
 December Stephen Curry, Davidson
 January Stephen Curry, Davidson
 February Demetrius Nelson, The Citadel

2009-10

November Noah Dahlman, Wofford
 December Ty Patterson, Chattanooga
 January Andrew Goudeock, College of Charleston
 February Donald Sims, Appalachian State

2010-11

November Donald Sims, Appalachian State
 December Andrew Goudeock, College of Charleston
 January Noah Dahlman, Wofford
 February Donald Sims, Appalachian State

2011-12

November Mike Groselle, The Citadel
 December Antwaine Wiggins, College of Charleston
 January Jake Cohen, Davidson
 February Jack Isenbarger, Elon

2012-13

November De'Mon Brooks, Davidson
 December Eric Ferguson, Georgia Southern
 January Trevis Simpson, UNCG
 February Jake Cohen, Davidson

2013-14

November Jelani Hewitt, Georgia Southern
 December Tim Williams, Samford
 January Z. Mason, Chattanooga
 February Lucas Troutman, Elon

2014-15

November James Sinclair, Western Carolina
 December Stephen Croone, Furman
 January Casey Jones, Chattanooga
 February Casey Jones, Chattanooga

2015-16

November QJ Peterson, VMI
 December Stephon Jelks, Mercer
 January Spencer Collins, Wofford
 February Torrior Brummitt, Western Carolina

2016-17

November Wyatt Walker, Samford
 December Tre' McLean, Chattanooga
 January Devin Sibley, Furman
 February T.J. Cromer, ETSU

2017-18

November Fletcher Magee, Wofford
 December Fletcher Magee, Wofford
 January Desonta Bradford, ETSU
 February Fletcher Magee, Wofford

2018-19

November Matt Rafferty, Furman
 December Cameron Jackson, Wofford
 January Fletcher Magee, Wofford
 February Fletcher Magee, Wofford

2019-20

November Ethan Stair, Mercer
 December Josh Sharkey, Samford
 January Isaiah Miller, UNCG
 February Carlos Dotson, Western Carolina

Repeat winners

Ten times

Stephen Curry, Davidson (2006-09)

Five times

Kyle Hines, UNC Greensboro (2004-08)
 Fletcher Magee, Wofford (2017-19)

Three times

Donald Sims, Appalachian State (2009-11)

Two times

Brendan Winters, Davidson (2004-06)
 Andrew Goudeock, College of Charleston (2009-11)
 Noah Dahlman, Wofford (2009-11)
 Jake Cohen, Davidson (2011-13)
 Casey Jones, Chattanooga, 2014-15)

Player of the Month by school

Davidson.....	16
Wofford	10
UNCG	8
Chattanooga	5
Appalachian State	3
College of Charleston	3
Furman	3
Georgia Southern.....	3
Samford.....	3
Western Carolina	3
The Citadel.....	2
ETSU	2
Elon.....	2
Mercer.....	2
VMI.....	1



Davidson's Stephen Curry was named the SoCon player of the month 10 of a possible 13 times in his three-year career, including five times in 2007-08.



YEAR-BY-YEAR STANDINGS

#SoConHoops

	CONF		ALL		Pts.	Opp.
	W	L	W	L		
Virginia	5	0	17	1	607	406
Alabama	6	1	15	4	584	373
Georgia	4	1	10	5	443	365
Washington & Lee	6	2	11	3	533	322
Kentucky	3	1	10	6	459	361
Auburn	2	1	5	6	262	304
North Carolina	3	3	14	6	710	562
Virginia Tech	2	2	14	6	591	473
Georgia Tech	2	3	11	6	474	433
*Tennessee	1	3	12	7	466	402
North Carolina State	1	5	6	13	425	518
Clemson	0	3	8	13	453	574
Mississippi State	0	4	12	10	618	521

*overall record includes one tie

	CONF		ALL		Pts.	Opp.
	W	L	W	L		
North Carolina	5	0	15	1	575	363
Vanderbilt	2	0	16	6	659	545
Tulane	5	1		N/A		
Tennessee	3	1	15	2	442	321
Mississippi State	8	3	15	4	613	470
Washington & Lee	4	2	7	8	420	391
Georgia Tech	5	3	9	9	544	515
Alabama	3	3	20	5	928	612
Clemson	3	3	11	6	425	305
Georgia	3	3	11	8	503	516
Auburn	2	3	7	7	382	379
Virginia Tech	1	2	13	6	531	414
North Carolina State	1	2	5	8	292	348
Mississippi	2	4	8	7	367	340
Virginia	1	3	12	5	481	366
Florida	0	3	2	5	157	238
South Carolina	0	3	4	13	352	481
Kentucky	0	5	3	10	289	348
Louisiana State	0	6	10	10	488	514

	CONF		ALL		Pts.	Opp.
	W	L	W	L		
Tulane	10	0	22	1	N/A	N/A
North Carolina	7	0	26	0	959	500
Georgia	7	0	16	5	691	498
Alabama	5	1	12	4	546	405
Kentucky	6	2	13	3	477	335
Mississippi State	8	4	13	8	697	588
Virginia	3	2	12	3	458	348
Tennessee	5	5	10	8	445	457
South Carolina	2	2	11	9	555	598
Georgia Tech	4	5	9	13	675	698
Maryland	1	2	5	7	279	284
Mississippi	2	4	16	6	687	514
Washington & Lee	2	4	9	5	408	287
North Carolina State	2	4	7	16	558	687
Vanderbilt	1	3	7	15	500	598
Florida	0	2	5	10	324	442
University of South	0	2	2	7	81	47
Virginia Tech	0	4	5	13	374	521
Auburn	0	6	4	9	348	392
Clemson	0	6	2	14	230	427
Louisiana State	0	7	8	12	483	552

	CONF		ALL		Pts.	Opp.
	W	L	W	L		
North Carolina	8	0	18	5	697	466
Tulane	12	3		N/A		
Kentucky	6	2	13	8	538	510
Maryland	3	1	12	5	401	358
Alabama	5	2	15	4	554	420
South Carolina	4	2	10	7	487	473
Virginia	4	2	14	3	560	412
Washington & Lee	3	2	7	4	314	262
Clemson	3	2	4	14	390	533
Vanderbilt	4	3	12	13	646	701
Mississippi State	4	4	14	9	687	628
Georgia	4	4	9	11	614	607
Georgia Tech	2	7	4	12	373	421
North Carolina State	1	4	11	7	475	388
Louisiana State	1	4	10	7	436	444
Virginia Tech	1	4	6	9	453	460
Tennessee	1	5	6	8	293	315
Auburn	1	5	3	11	352	442
Mississippi	1	6	17	8	815	589
Florida	0	0	2	7	217	289
University of South	0	0	2	7	118	89

	CONF		ALL		Pts.	Opp.
	W	L	W	L		
Kentucky	8	0	15	3	605	446
North Carolina	7	0	20	5	937	569
Mississippi	8	1	16	2	730	412
Maryland	7	1	14	3	495	351
Georgia	9	4	18	6	965	685
South Carolina	4	2	9	5	458	407
North Carolina State	5	3	20	4	684	475
Mississippi State	5	3	14	8	658	561
Tulane	10	7		N/A		
Virginia	4	4	9	6	522	449
Alabama	6	6	10	11	514	556
Louisiana State	4	5	9	9	472	479
VMI	3	5	7	8	395	367
Virginia Tech	2	5	3	10	285	346
Georgia Tech	4	10	6	11	465	550
Washington & Lee	2	6	9	7	526	513
Vanderbilt	2	7	8	18	604	687
Tennessee	1	3	9	8	517	511
Auburn	1	7	5	10	434	490
Clemson	1	7	4	17	502	702
University of South	0	2	4	6	73	67
Florida	0	3	7	7	401	399

	CONF		ALL		Pts.	Opp.
	W	L	W	L		
South Carolina	9	1	14	1	652	492
Vanderbilt	7	1	20	4	898	877
Georgia Tech	8	2	17	10	939	813
Washington & Lee	6	2	10	6	523	482
Auburn	12	4	13	6	683	504
North Carolina State	5	2	12	5	509	390
Mississippi	10	4	13	5	570	441
North Carolina	7	3	17	7	816	557
Maryland	6	4	10	10	536	528
Mississippi State	7	5	17	7	754	478
Tennessee	5	4	7	12	448	478
Alabama	4	5	5	8	348	375
Virginia	5	7	9	10	490	452
Tulane	7	10		N/A		
Louisiana State	3	5	7	9	369	409
Georgia	3	6	14	8	824	606
Virginia Tech	2	6	6	8	403	416
Kentucky	1	6	3	13	375	563
Clemson	1	7	2	13	334	505
Florida	1	8	6	20	739	984
VMI	0	7	3	12	354	422
University of South	0	10	3	11	78	147

	CONF		ALL		Pts.	Opp.
	W	L	W	L		
Auburn	12	1	20	2	1,001	580
Mississippi State	10	1	13	7	683	579
North Carolina	8	1	16	2	610	411
Maryland	8	1	14	4	510	397
Kentucky	8	1	12	6	630	505
Louisiana State	7	3	10	7	580	528
Virginia	10	5	20	6	886	681
Georgia	8	5	12	10	780	674
VMI	5	5	7	6	417	370
Alabama	5	5	10	10	624	659
Clemson	5	7	9	14	637	743
South Carolina	4	7	8	12	718	769
Mississippi	5	9	10	9	698	640
North Carolina State	3	6	10	8	641	560
Virginia Tech	3	7	5	11	411	501
Washington & Lee	3	7	5	12	591	589
Vanderbilt	2	5	5	7	407	467
University of South	1	5	2	7	89	292
Florida	2	10	5	16	646	748
Tulane	3	15		N/A		
Tennessee	0	8	0	12	280	501

	CONF		ALL		Pts.	Opp.
	W	L	W	L		
Washington & Lee	7	1	16	2	812	463
North Carolina	12	2	17	8	760	646
Georgia Tech	10	2	15	6	726	603
Georgia	13	4	18	6	921	692
Tulane	9	4		N/A		
Kentucky	7	4	12	5	496	411
Tennessee	7	4	11	5	456	428
Alabama	10	6	16	10	806	707
Clemson	6	4	14	13	852	754
Duke	5	4	12	8	715	665
North Carolina State	6	5	15	6	778	590
Mississippi	7	8	9	9	604	567
Virginia	5	7	9	10	555	581
Mississippi State	5	8	8	45	564	669
Louisiana State	5	9	8	13	636	656
Virginia	3	6	4	13	422	589
Vanderbilt	2	5	4	12	536	628
South Carolina	4	10	8	13	654	746
Florida	4	11	7	13	603	746
Auburn	3	9	6	15	608	837
Maryland	2	6	7	9	397	460
VMI	1	7	6	7	392	378
University of South	0	7	3	8	292	386

	CONF		ALL		Pts.	Opp.
	W	L	W	L		
Alabama	10	0	20	0	652	395
Duke	9	1	18	2	753	571
Kentucky	9	1	16	3	591	408
Washington & Lee	9	2	16	4	769	574
Tennessee	7	2	13	4	526	426
Georgia	7	3	17	6	729	584
Tulane	7	3	16	6	N/A	N/A
Clemson	8	4	16	9	885	689
University of South	5	3	6	5	305	299
Maryland	8	5	16	6	752	577
North Carolina State	7	5	11	6	541	406
Mississippi	6	6	6	7	369	369
Louisiana State	6	7	10	11	687	661
Florida	2	3	10	4	516	392
Georgia Tech	5	8	11	13	792	736
North Carolina	4	7	14	11	806	643
VMI	2	6	5	9	386	444
Mississippi State	2	7	5	8	346	336
Virginia	2	8	3	12	436	640
Virginia Tech	2	10	5	14	496	634
Vanderbilt	1	9	6	16	638	765
Auburn	1	10	1	10	348	429
South Carolina	0	10	6	10	N/A	N/A

	CONF		ALL		Pts.	Opp.
	W	L	W	L		
Georgia	15	1	23	2	637	491
Maryland	8	1	18	4	718	558
Alabama	11	2	14	6	618	474
Kentucky	8	2	15	3	679	469
Auburn	7	4	8	6	487	411
Washington & Lee	4	3	14	7	565	485
Duke	5	4	14	7	725	553
Georgia Tech	8	7	11	13	796	782
Vanderbilt	7	7	16	8	913	742
North Carolina	6	6	15	9	707	517
North Carolina State	5	5	8	8	386	359
Louisiana State	4	4	7	8	531	509
Virginia	5	6	11	9	591	520
Florida	5	7	10	9	680	653
Clemson	3	5	6	7	385	388
University of South	3	5	5	9	405	530
Tennessee	4	8	11	10	669	626
Mississippi	2	4	6	9	490	441
Virginia Tech	3	7	5	10	382	452
VMI	2	8	4	12	408	497
Tulane						

YEAR-BY-YEAR STANDINGS



1931-32	CONF		ALL		Pts.	Opp.
	W	L	W	L		
Maryland	9	1	16	4	689	494
Kentucky	9	1	15	2	743	456
Auburn	9	2	12	3	506	431
Alabama	11	3	16	4	584	444
North Carolina	6	3	16	5	678	517
Virginia	6	3	13	8	555	505
Georgia	7	4	19	7	589	657
Georgia Tech	5	3	7	6	470	402
Mississippi	8	5	9	6	558	481
North Carolina State	6	4	10	6	403	340
Duke	6	5	14	11	720	666
Louisiana State	8	8	11	9	673	625
Tennessee	5	5	8	7	405	398
South Carolina	2	2	9	7	445	416
Vanderbilt	5	7	8	11	570	644
Mississippi State	4	7	5	10	377	462
Tulane	5	9		N/A		
Florida	4	10	8	12	640	606
Washington & Lee	3	8	9	10	487	492
Virginia Tech	2	8	8	9	406	452
Clemson	2	9	8	12	508	537
University of South	1	7	3	9	323	401
VMI	0	9	0	14	289	458

1932-33	CONF		ALL		Pts.	Opp.
	W	L	W	L		
South Carolina	3	0	17	2	828	539
Duke	7	3	16	6	764	627
Maryland	7	3	11	9	658	646
North Carolina State	6	3	11	8	633	539
North Carolina	5	3	12	5	651	494
Virginia	5	3	12	6	620	481
Virginia Tech	3	7	5	10	425	545
VMI	2	8	4	11	372	496
Washington & Lee	1	8	6	10	573	563
Clemson	0	1	10	9	597	579

1933-34	CONF		ALL		Pts.	Opp.
	W	L	W	L		
South Carolina	6	0	18	1	857	501
North Carolina	12	2	18	4	730	528
Maryland	6	1	11	8	620	589
Duke	9	4	18	6	828	633
North Carolina State	6	5	11	6	590	509
Washington & Lee	4	5	10	6	541	515
VMI	3	6	4	10	335	452
Virginia	1	9	7	11	565	495
Virginia Tech	1	10	1	15	381	599
Clemson	0	6	7	12	505	578

1934-35	CONF		ALL		Pts.	Opp.
	W	L	W	L		
North Carolina	12	1	23	2	828	606
Clemson	3	1	15	3	661	464
Duke	10	4	18	8	866	758
Virginia	7	5	13	9	704	614
Maryland	4	3	8	10	622	611
North Carolina State	6	5	10	9	607	581
South Carolina	5	7	15	9	812	692
Washington & Lee	4	8	10	10	661	587
VMI	2	9	3	14	448	576
Virginia Tech	1	11	3	16	421	639

1935-36	CONF		ALL		Pts.	Opp.
	W	L	W	L		
Washington & Lee	10	1	18	2	829	587
North Carolina	13	3	21	4	887	720
North Carolina State	10	3	15	4	724	565
Maryland	4	3	14	6	812	709
Clemson	5	5	15	7	749	637
Duke	4	5	20	6	1,070	777
Virginia	4	8	11	13	764	898
South Carolina	1	6	10	8	600	614
Virginia Tech	1	9	5	17	617	768
VMI	0	10	3	14	570	738

1936-37	CONF		ALL		Pts.	Opp.
	W	L	W	L		
Washington & Lee	11	1	17	4	876	585
North Carolina	14	3	18	5	864	671
Wake Forest	9	4	15	6	789	663
North Carolina State	14	7	15	9	925	739
Duke	11	6	15	8	812	728
South Carolina	7	4	13	7	689	631
Richmond	5	4	13	7	704	572
Virginia	6	7	9	10	569	567
Furman	3	4	8	7	472	479
Maryland	5	8	8	12	746	734
Davidson	5	8	13	10	871	815
VMI	5	11	6	11	571	658
Virginia Tech	4	9	6	11	461	617
Clemson	2	7	6	15	643	765
The Citadel	0	5	7	12	586	629
William & Mary	0	13	0	18	444	808

1937-38	CONF		ALL		Pts.	Opp.
	W	L	W	L		
North Carolina	13	3	16	5	828	670
North Carolina State	10	3	13	6	720	661
The Citadel	7	3	13	5	664	578
Clemson	9	4	16	7	916	771
Duke	9	5	15	9	854	826
Richmond	7	4	15	5	670	560
Maryland	6	4	15	9	939	839
Washington & Lee	6	5	12	9	770	653
Wake Forest	7	8	7	12	744	756
Virginia Tech	4	5	6	8	438	467
Davidson	4	11	9	12	832	747
Furman	2	6	6	12	N/A	N/A
VMI	2	7	4	11	414	511
South Carolina	2	12	3	21	701	954
William & Mary	0	8	2	10	372	499

1938-39	CONF		ALL		Pts.	Opp.
	W	L	W	L		
Wake Forest	15	3	18	6	1,183	971
Washington & Lee	8	3	13	9	997	844
Maryland	8	3	15	9	963	874
The Citadel	7	3	14	5	791	713
Davidson	9	7	19	9	1,208	1,050
North Carolina State	7	6	10	7	641	613
North Carolina	8	7	10	11	817	804
Duke	8	8	10	12	886	857
Clemson	6	6	16	8	953	824
VMI	6	6	7	10	600	664
Richmond	5	5	10	10	648	681
William & Mary	4	9	9	10	814	788
South Carolina	2	8	5	18	716	896
Virginia Tech	2	10	3	14	546	789
Furman	0	10	6	16	783	968

1939-40	CONF		ALL		Pts.	Opp.
	W	L	W	L		
Duke	13	2	19	7	1,075	922
North Carolina	11	2	23	3	1,210	934
Washington & Lee	7	3	13	5	666	557
Wake Forest	10	5	13	9	990	821
Maryland	7	5	14	9	897	821
Clemson	9	7	9	12	853	844
Richmond	5	4	10	6	549	477
The Citadel	6	5	8	9	593	627
William & Mary	6	5	12	11	950	885
Furman	4	6	11	11	833	864
North Carolina State	5	10	8	11	657	794
Davidson	4	11	8	13	790	934
South Carolina	3	10	5	13	586	708
VMI	2	9	3	12	461	590
Virginia Tech	1	9	3	16	599	784

1940-41	CONF		ALL		Pts.	Opp.
	W	L	W	L		
North Carolina	14	1	19	9	1,336	1,050
William & Mary	8	3	15	10	1,112	1,043
South Carolina	8	3	15	9	975	905
Washington & Lee	9	4	11	11	794	694
Duke	8	4	14	8	932	800
VMI	8	4	10	6	625	595
Richmond	7	5	11	10	730	737
Wake Forest	7	6	9	9	805	802
Clemson	7	8	8	14	1,035	1,130
Davidson	5	7	11	12	1,041	1,033
North Carolina State	6	9	6	9	584	691
Virginia Tech	4	8	8	13	906	899
The Citadel	1	8	6	12	788	872
Furman	1	10	4	13	609	733
Maryland	0	13	1	21	664	1,040

1941-42	CONF		ALL		Pts.	Opp.
	W	L	W	L		
Duke	15	1	22	2	1,263	966
George Washington	8	3	11	9	923	709
Wake Forest	13	5	16	8	1,076	1,010
North Carolina State	9	4	15	7	1,059	917
South Carolina	8	4	12	9	896	863
William & Mary	8	4	15	9	1,000	908
North Carolina	9	5	14	9	941	789
Washington & Lee	7	7	7	10	N/A	N/A
Furman	7	8	10	9	721	778
VMI	5	9	7	11	711	727
Richmond	4	8	9	9	667	681
Virginia Tech	4	8	10	10	862	815
Maryland	3	8	7	15	802	956
Davidson	3	8	12	13	914	1,017
Clemson	2	10	3	14	598	829
The Citadel	1	12	2	14	567	719

1942-43	CONF		ALL		Pts.	Opp.
	W	L	W	L		
Duke	12	1	20	6	1,404	1,201
George Washington	8	2	17	6	1,123	1,005
South Carolina	6	3	12	6	747	697
Davidson	7	4	18	6	1,198	1,005
The Citadel	5	3	8	6	648	561
William & Mary	6	4	11	10	887	915
VMI	7	5	8	8	623	633
North Carolina State	7	5	7	9	707	702
Maryland	5	5	8	8	717	671
Richmond	4	4	11	5	632	624
North Carolina	8	9	12	10	894	831
Virginia Tech	3	6	7	7	612	615
Washington & Lee	2	10	7	12	767	817
Wake Forest	1	10	1	10	427	525
Clemson	0	10	3	13	624	793

1943-44	CONF		ALL		Pts.	Opp.
	W	L	W	L		
North Carolina	9	1	17	10	1,173	1,020
Virginia Tech	4	1	11	4	623	506
Duke	4	2	13	13	1,214	1,120
Maryland	2	1	4	14	562	918
Richmond	2	2	7	6	625	603
Davidson	3	4	16	7	1,088	867
Clemson	1	2	1	10	376	547
South Carolina	1	2	12	2	890	599
North Carolina State	2	5	5	13	637	812
William & Mary	1	3	10	11	947	959
The Citadel	0	1	2	3	177	165
VMI	0	5	0	14	380	620

1944-45	CONF		ALL		Pts.	Opp.
	W	L	W	L		
South Carolina	9	0	19	3	1,271	751
Richmond	2	0	3	4	327	307
Duke	6	1	14	8	1,055	929
North Carolina	11	3	22	6	1,483	994
The Citadel	8	4	16	7	1,138	933
North Carolina State	7	5	10	11	841	841
William & Mary	3	4	8	12	935	844
Clemson	3	5	8	8	625	6

YEAR-BY-YEAR STANDINGS


#SoConHoops

	CONF		ALL		Pts.	Opp.
	W	L	W	L		
North Carolina	13	1	30	5	1,944	1,349
Duke	12	2	21	6	1,284	1,036
Virginia Tech	7	3	12	8	N/A	N/A
Wake Forest	8	5	12	6	747	718
Maryland	5	4	9	12	794	908
William & Mary	5	5	10	10	935	834
Furman	4	4	16	3	911	757
George Washington	4	5	5	9	N/A	N/A
North Carolina State	5	7	6	12	703	881
Clemson	5	7	9	11	922	878
South Carolina	4	7	9	11	931	891
Davidson	5	9	13	12	1,069	1,075
Richmond	3	7	8	12	728	768
The Citadel	1	6	7	11	744	862
VMI	1	6	1	10	285	519
Washington & Lee	0	4	2	11	N/A	N/A

	CONF		ALL		Pts.	Opp.
	W	L	W	L		
North Carolina State	11	2	26	5	1,866	1,435
North Carolina	10	2	19	8	1,433	1,250
Duke	10	4	19	8	1,461	1,301
George Washington	9	4	21	7	1,600	1,318
Maryland	9	5	14	10	1,201	1,276
Richmond	8	5	17	9	1,344	1,252
South Carolina	7	5	17	8	1,364	1,199
Washington & Lee	7	6	16	7	1,504	1,177
William & Mary	6	6	14	12	1,299	1,229
Davidson	7	7	17	8	1,500	1,199
Wake Forest	8	9	11	13	1,174	1,219
Furman	5	7	9	10	961	950
Virginia Tech	4	9	13	13	1,318	1,285
Clemson	2	12	7	13	1,014	1,205
VMI	1	11	4	15	934	1,091
The Citadel	1	11	5	11	734	902

	CONF		ALL		Pts.	Opp.
	W	L	W	L		
North Carolina State	12	0	29	3	2,409	1,511
George Washington	13	3	19	7	1,504	1,268
North Carolina	11	4	20	7	1,454	1,219
Maryland	9	6	11	14	1,339	1,400
Davidson	10	7	19	9	1,604	1,375
Virginia Tech	7	5	14	9	1,205	1,128
Duke	8	6	17	12	1,573	1,463
Wake Forest	8	7	18	11	1,678	1,527
William & Mary	8	7	13	10	1,233	1,142
South Carolina	8	7	12	11	1,334	1,268
Washington & Lee	5	9	7	16	1,234	1,414
The Citadel	4	8	8	9	826	878
Richmond	4	9	8	14	1,182	1,217
Furman	3	10	11	15	1,409	1,610
Clemson	3	14	6	17	1,257	1,397
VMI	1	12	3	17	941	1,128

	CONF		ALL		Pts.	Opp.
	W	L	W	L		
North Carolina State	14	1	25	8	2,051	1,580
William & Mary	10	3	24	10	2,193	1,711
North Carolina	13	5	20	8	1,605	1,484
George Washington	9	4	18	8	1,530	1,352
Davidson	11	6	18	8	1,459	1,265
South Carolina	7	6	10	12	1,250	1,287
Wake Forest	7	7	11	13	1,287	1,359
Maryland	7	7	9	18	1,468	1,606
Virginia Tech	6	8	10	13	1,205	1,307
Duke	5	7	13	9	1,177	1,088
Clemson	6	9	10	11	1,213	1,140
Washington & Lee	5	9	10	12	1,309	1,468
Richmond	5	10	8	15	N/A	N/A
VMI	3	8	3	16	937	1,213
Furman	4	11	8	14	1,249	1,384
The Citadel	0	11	1	17	733	1,035



West Virginia finished atop the SoCon standings eight times in nine seasons from 1955-63 with stars such as Jerry West, "Hot" Rod Hundley (above) and Rod Thorn.

	CONF		ALL		Pts.	Opp.
	W	L	W	L		
North Carolina State	12	2	27	6	2,156	1,705
William & Mary	12	4	23	9	1,944	1,763
George Washington	12	4	17	8	1,607	1,508
South Carolina	12	5	13	9	1,219	1,192
North Carolina	13	6	17	12	1,652	1,596
Virginia Tech	9	5	16	9	1,618	1,505
Wake Forest	11	8	14	16	1,717	1,698
Duke	9	7	15	15	1,764	1,740
Clemson	8	8	10	10	1,241	1,189
Davidson	6	12	10	16	1,565	1,616
Furman	4	8	9	12	1,112	1,168
Washington & Lee	4	9	8	12	1,313	1,415
Maryland	5	13	7	18	1,454	1,521
Richmond	4	13	8	16	1,411	1,546
The Citadel	2	10	4	16	924	1,224
VMI	2	11	4	17	1,198	1,477

	CONF		ALL		Pts.	Opp.
	W	L	W	L		
North Carolina State	13	1	30	7	2,842	2,377
West Virginia	9	3	18	9	1,985	1,747
Clemson	9	4	11	7	1,221	1,124
Duke	13	6	20	13	2,356	2,301
William & Mary	13	6	20	11	2,063	1,846
Virginia Tech	9	5	19	10	2,149	1,995
South Carolina	12	7	13	12	1,633	1,522
Maryland	11	8	16	11	1,413	1,431
North Carolina	9	8	12	15	1,767	1,790
Wake Forest	8	9	16	14	1,975	1,949
George Washington	8	9	12	12	1,661	1,711
Richmond	5	10	7	14	1,145	1,257
Washington & Lee	5	13	8	17	1,307	1,464
Davidson	5	15	7	19	1,976	1,833
The Citadel	2	7	7	10	1,027	1,103
VMI	3	11	3	18	1,212	1,473
Furman	1	13	3	20	1,251	1,664

	CONF		ALL		Pts.	Opp.
	W	L	W	L		
West Virginia	15	1	23	4	2,172	1,717
North Carolina State	12	2	24	10	2,331	2,075
Duke	13	3	24	6	2,320	1,989
Clemson	11	4	17	7	1,707	1,596
George Washington	12	6	15	9	1,747	1,688
Furman	9	5	18	6	1,800	1,649
Maryland	9	5	13	9	1,245	1,116
William & Mary	10	6	15	13	2,013	1,991
South Carolina	8	7	14	10	1,667	1,624
Wake Forest	7	9	10	19	1,883	2,070
North Carolina	8	11	12	15	1,741	1,794
Virginia Tech	3	10	4	16	1,378	1,535
Richmond	3	11	7	15	1,434	1,593
Washington & Lee	3	11	6	21	N/A	N/A
Davidson	4	15	7	18	1,593	1,765
VMI	2	13	3	21	1,417	1,795
The Citadel	1	11	8	20	1,715	1,990

	CONF		ALL		Pts.	Opp.
	W	L	W	L		
North Carolina State	13	3	26	6	2,663	2,132
Wake Forest	12	3	22	7	2,236	2,004
Maryland	12	3	15	8	1,406	1,256
West Virginia	11	3	19	7	2,162	1,926
Furman	10	3	21	6	2,433	1,973
Duke	12	4	18	8	2,180	2,039
Richmond	13	5	20	7	2,143	1,917
North Carolina	15	6	17	10	2,012	1,877
George Washington	12	6	15	7	1,892	1,602
Clemson	6	8	8	10	1,227	1,269
South Carolina	7	12	11	13	1,664	1,811
William & Mary	6	13	10	13	1,817	1,735
Virginia Tech	4	13	4	19	1,547	1,883
Davidson	3	14	4	16	1,344	1,630
VMI	1	14	5	19	1,543	1,852
Washington & Lee	1	17	2	20	N/A	N/A
The Citadel	0	11	4	14	1,192	1,441

	CONF		ALL		Pts.	Opp.
	W	L	W	L		
George Washington	10	0	23	3	2,093	1,693
Furman	6	1	20	9	2,658	2,299
Richmond	10	3	23	8	2,451	2,126
West Virginia	6	4	12	11	1,899	1,747
William & Mary	6	5	9	13	1,479	1,603
VMI	6	7	11	12	1,683	1,667
Davidson	3	5	7	15	1,475	1,634
Washington & Lee	3	9	6	17	1,464	1,699
Virginia Tech	3	13	3	24	1,685	2,214
The Citadel	1	7	1	18	1,162	1,570

	CONF		ALL		Pts.	Opp.
	W	L	W	L		
West Virginia	9	1	19	11	2,406	2,378
George Washington	8	2	24	6	2,349	1,974
Richmond	10	4	19	9	2,371	2,064
Washington & Lee	8	5	16	13	2,446	2,235
Furman	6	4	17	10	2,572	2,236
William & Mary	7	5	11	14	2,035	2,136
Davidson	4	6	8	13	1,405	1,676
VMI	4	9	8	15	1,623	1,821
Virginia Tech	4	14	7	20	1,932	2,163
The Citadel	0	10	0	17	1,043	1,486

	CONF		ALL		Pts.	Opp.
	W	L	W	L		
George Washington	10	2	19	7	2,090	1,868
West Virginia	10	2	21	9	2,369	2,230
Virginia Tech	10	7	14	11	1,906	1,729
Richmond	8	6	16	13	2,317	2,122
William & Mary	9	7	12	14	1,955	2,094
Furman	7	7	12	16	2,492	2,401
Davidson	5	7	10	15	1,869	1,948
Washington & Lee	5	8	12	16	2,096	2,126
VMI	3	11	4	19	1,580	1,882
The Citadel	0	10	2	19	1,324	1,950

	CONF		ALL		Pts.	Opp.
	W	L	W	L		
West Virginia	12	0	25	5	2,524	2,144
Washington & Lee	10	3	20	7	1,993	1,802
Virginia Tech	12	5	14	8	1,548	1,421
Furman	7	5	10	17	2,200	2,323
Richmond	9	7	15	11	1,924	1,839
William & Mary	7	11	9	18	1,968	2,071
The Citadel	5	9	11	14	1,807	1,852
Davidson	4	8	7	20	1,828	1,983
George Washington	3	9	3	21	1,580	1,839
VMI	1	13	4	22	1,700	2,036

	CONF		ALL		Pts.	Opp.
	W	L	W	L		
West Virginia	12	0	26	2	2,433	1,917
Virginia Tech	10	5	11	8	1,419	1,271
George Washington	8	4	12	11	1,633	1,593
The Citadel	9	6	16	11	1,777	1,713
William & Mary	9	9	15	14	2,110	2,104
Richmond	8	8	14	12	1,780	1,777
Davidson	4	8	9	15	1,466	1,555
Furman	4	8	10	16	1,970</	

YEAR-BY-YEAR STANDINGS



1958-59	CONF		ALL			
	W	L	W	L	Pts.	Opp.
West Virginia	11	0	29	5	2,884	2,462
Virginia Tech	10	2	16	5	1,758	1,419
The Citadel	7	4	15	5	1,354	1,265
William & Mary	7	7	13	11	1,730	1,652
Richmond	6	8	11	11	1,531	1,658
Furman	5	7	14	12	1,965	1,965
George Washington	4	7	14	11	1,938	1,721
Davidson	2	8	9	15	1,567	1,556
VMI	2	11	5	13	1,137	1,350

1959-60	CONF		ALL			
	W	L	W	L	Pts.	Opp.
Virginia Tech	12	1	20	6	2,127	1,847
West Virginia	9	2	26	5	2,775	2,351
William & Mary	10	5	15	11	1,938	1,914
The Citadel	8	4	15	8	1,724	1,533
George Washington	7	5	15	11	1,999	1,921
Furman	6	7	9	16	1,915	2,034
VMI	3	11	4	16	1,615	2,034
Richmond	2	12	7	18	1,674	1,938
Davidson	0	10	5	19	1,551	1,821

1960-61	CONF		ALL			
	W	L	W	L	Pts.	Opp.
West Virginia	11	1	23	4	2,325	2,100
Virginia Tech	12	3	15	7	1,854	1,629
The Citadel	10	3	17	8	2,017	1,946
William & Mary	9	6	14	10	1,801	1,719
Furman	6	7	15	11	1,910	1,879
Richmond	5	11	9	14	1,763	1,846
George Washington	3	9	9	17	2,073	2,202
VMI	3	11	5	17	1,694	1,784
Davidson	2	10	9	14	1,549	1,606

1961-62	CONF		ALL			
	W	L	W	L	Pts.	Opp.
West Virginia	12	1	24	6	2,562	2,221
Virginia Tech	9	3	19	6	2,047	1,831
Furman	8	5	15	12	2,025	1,999
George Washington	6	7	9	15	1,752	1,949
Davidson	5	6	14	11	1,726	1,744
VMI	6	8	9	11	1,469	1,559
The Citadel	4	8	8	15	1,669	1,734
Richmond	5	11	6	21	1,812	2,015
William & Mary	5	11	7	17	1,633	1,737

1962-63	CONF		ALL			
	W	L	W	L	Pts.	Opp.
West Virginia	11	2	23	8	2,554	2,311
Davidson	8	3	20	7	2,061	1,777
William & Mary	10	5	15	9	1,676	1,551
Furman	9	6	14	14	1,937	2,018
George Washington	6	6	8	15	1,618	1,699
Virginia Tech	6	6	12	12	1,758	1,743
VMI	6	10	6	15	1,544	1,644
Richmond	3	13	7	18	1,624	1,851
The Citadel	2	10	3	20	1,518	1,802

1963-64	CONF		ALL			
	W	L	W	L	Pts.	Opp.
Davidson	9	2	22	4	2,322	1,832
West Virginia	11	3	18	10	2,178	2,108
Virginia Tech	7	3	16	7	1,813	1,708
VMI	7	7	12	12	1,783	1,851
Furman	7	8	11	15	1,652	1,677
George Washington	5	7	11	15	2,002	2,067
William & Mary	5	9	9	13	1,505	1,475
The Citadel	4	8	11	10	1,528	1,527
Richmond	4	12	6	16	1,498	1,721

1964-65	CONF		ALL			
	W	L	W	L	Pts.	Opp.
Davidson	12	0	24	2	2,300	1,843
Virginia Tech	8	3	13	10	1,878	1,775
The Citadel	8	5	13	11	1,872	1,814
West Virginia	8	6	14	15	2,315	2,322
George Washington	6	7	10	13	1,728	1,800
William & Mary	6	8	12	13	1,667	1,678
Richmond	6	10	10	16	1,880	2,012
VMI	5	9	8	13	1,560	1,612
Furman	1	13	6	19	1,877	2,066
East Carolina	0	0	12	10	1,660	1,646

1965-66	CONF		ALL			
	W	L	W	L	Pts.	Opp.
Davidson	11	1	21	7	2,403	2,013
West Virginia	8	2	19	9	2,423	2,334
William & Mary	8	3	13	12	1,770	1,792
Richmond	9	7	12	13	2,119	2,170
East Carolina	5	7	11	15	2,023	2,035
Furman	4	8	9	17	1,862	2,220
VMI	5	11	5	18	1,782	1,880
The Citadel	4	9	7	16	1,669	1,795
George Washington	3	9	3	18	1,584	1,952

1966-67	CONF		ALL			
	W	L	W	L	Pts.	Opp.
West Virginia	9	1	19	9	2,442	2,248
Davidson	8	4	15	12	2,033	1,971
William & Mary	8	5	14	11	1,819	1,802
Richmond	9	7	11	12	1,844	1,910
The Citadel	6	7	8	17	1,974	2,116
George Washington	5	7	6	18	1,685	1,876
Furman	4	6	9	15	1,710	1,884
East Carolina	4	8	7	17	1,630	4,837
VMI	4	12	5	16	1,506	1,593

1967-68	CONF		ALL			
	W	L	W	L	Pts.	Opp.
Davidson	9	1	24	5	2,334	1,997
West Virginia	9	2	19	9	2,260	2,118
The Citadel	6	5	11	14	1,779	1,856
VMI	8	7	9	12	1,575	1,637
Furman	6	6	13	14	1,892	2,001
Richmond	7	8	12	13	2,052	2,140
East Carolina	6	7	9	16	1,928	1,987
William & Mary	4	10	6	18	1,846	1,996
George Washington	2	12	5	19	1,586	1,944

1968-69	CONF		ALL			
	W	L	W	L	Pts.	Opp.
Davidson	9	0	27	3	2,613	2,209
East Carolina	9	2	17	11	2,323	2,259
George Washington	7	5	14	11	2,115	2,034
Richmond	6	8	13	14	2,317	2,336
Furman	5	6	9	17	1,921	2,105
The Citadel	5	8	13	12	1,927	2,036
William & Mary	3	8	6	20	1,760	2,075
VMI	3	11	5	18	1,725	1,874

1969-70	CONF		ALL			
	W	L	W	L	Pts.	Opp.
Davidson	10	0	22	5	2,265	1,947
East Carolina	9	2	16	10	2,124	1,973
George Washington	6	4	12	15	2,011	2,117
Furman	5	6	13	13	1,923	1,951
William & Mary	5	7	11	16	2,136	2,219
The Citadel	4	8	8	16	1,666	1,818
Richmond	4	9	9	18	1,976	2,111
VMI	3	10	6	19	1,605	1,905

1970-71	CONF		ALL			
	W	L	W	L	Pts.	Opp.
Davidson	9	1	15	11	1,860	1,723
William & Mary	7	3	11	16	1,952	2,121
East Carolina	7	4	13	11	1,902	1,865
The Citadel	6	5	13	12	1,840	1,792
Furman	5	5	15	12	2,182	2,159
Richmond	3	9	7	21	2,023	2,270
VMI	1	11	1	25	1,625	2,123

1971-72	CONF		ALL			
	W	L	W	L	Pts.	Opp.
Davidson	8	2	19	9	2,326	2,139
Furman	8	3	17	11	2,592	2,449
William & Mary	6	4	10	17	1,950	2,034
East Carolina	7	5	15	14	2,187	2,280
The Citadel	5	6	12	13	1,945	1,895
Richmond	3	9	3	19	1,674	2,040
VMI	2	10	6	19	1,663	2,071
Appalachian State	0	0	8	18	2,065	2,217

1972-73	CONF		ALL			
	W	L	W	L	Pts.	Opp.
Davidson	9	1	18	9	2,295	2,160
Furman	11	2	20	9	2,500	2,215
East Carolina	7	7	12	12	1,845	1,922
The Citadel	6	7	11	15	1,764	1,864
William & Mary	5	6	10	17	2,043	2,215
Richmond	5	9	8	16	1,752	1,825
Appalachian State	3	8	6	20	1,949	2,334
VMI	3	9	7	19	1,706	1,966

1973-74	CONF		ALL			
	W	L	W	L	Pts.	Opp.
Furman	11	1	22	9	2,425	2,247
Richmond	10	4	16	12	2,096	2,145
Davidson	7	3	18	9	2,152	2,065
East Carolina	8	6	13	12	1,827	1,807
William & Mary	5	6	9	18	1,862	2,072
The Citadel	4	9	10	14	1,644	1,655
VMI	3	9	6	18	1,594	1,683
Appalachian State	1	11	6	19	1,752	2,002

1974-75	CONF		ALL			
	W	L	W	L	Pts.	Opp.
Furman	12	0	22	7	2,402	2,166
East Carolina	11	3	19	9	2,348	2,189
William & Mary	6	5	16	12	1,908	1,859
Richmond	7	7	10	16	2,126	2,284
VMI	6	6	13	13	2,108	2,061
Davidson	4	6	7	19	1,930	2,243
The Citadel	2	11	5	15	1,606	1,751
Appalachian State	1	11	3	23	1,633	1,995

1975-76	CONF	
---------	------	--

YEAR-BY-YEAR STANDINGS

#SoConHoops

	CONF		ALL		Pts.	Opp.
	W	L	W	L		
Furman	14	1	23	7	2,427	2,220
Marshall	10	6	17	12	2,131	2,069
Western Carolina	9	7	17	10	2,089	1,887
ETSU	8	7	15	13	2,006	1,905
Chattanooga	7	9	13	14	1,859	1,858
Appalachian State	6	10	12	16	1,723	1,760
The Citadel	6	10	14	13	1,833	1,876
VMI	6	10	11	16	1,973	2,043
Davidson	4	11	8	18	1,861	1,984

	CONF		ALL		Pts.	Opp.
	W	L	W	L		
Appalachian State	11	5	20	9	1,922	1,831
Davidson	11	5	13	14	2,107	2,161
Chattanooga	11	5	21	9	2,341	2,111
ETSU	9	7	13	14	1,969	1,908
Western Carolina	9	7	18	10	2,252	2,071
Furman	8	8	11	16	1,961	2,064
Marshall	8	8	18	10	2,281	2,163
VMI	3	13	4	23	1,742	2,083
The Citadel	2	14	9	17	1,679	1,767

	CONF		ALL		Pts.	Opp.
	W	L	W	L		
Chattanooga	15	1	27	4	2,258	1,871
Western Carolina	11	5	19	8	2,059	1,827
Davidson	9	7	14	15	1,785	1,851
ETSU	8	8	13	15	2,256	2,194
Marshall	8	8	16	11	2,161	2,079
The Citadel	7	9	14	14	1,901	1,933
Furman	7	9	11	16	1,973	2,013
Appalachian State	6	10	11	15	1,630	1,673
VMI	1	15	1	25	1,611	2,180

	CONF		ALL		Pts.	Opp.
	W	L	W	L		
Chattanooga	15	1	26	4	2,159	1,864
Marshall	13	3	20	8	2,212	1,969
ETSU	12	4	22	9	2,298	2,159
Western Carolina	9	7	17	12	2,155	2,016
Davidson	8	8	13	15	1,783	1,849
The Citadel	7	9	12	16	1,816	1,825
Furman	4	12	9	20	1,752	1,907
Appalachian State	3	13	6	21	1,607	1,809
VMI	1	15	2	25	1,586	1,994

	CONF		ALL		Pts.	Opp.
	W	L	W	L		
Marshall	13	3	25	6	2,601	2,252
Chattanooga	12	4	24	7	2,393	2,043
Western Carolina	9	7	15	13	2,174	2,125
Appalachian State	8	8	13	16	1,892	1,966
The Citadel	8	8	14	14	2,095	2,070
Furman	7	9	12	17	1,979	2,072
ETSU	6	10	9	19	1,761	1,954
Davidson	5	11	9	19	1,731	1,811
VMI	4	12	8	19	1,640	1,862

	CONF		ALL		Pts.	Opp.
	W	L	W	L		
Chattanooga	14	2	24	8	2,286	2,124
Marshall	12	4	21	13	2,559	2,361
The Citadel	11	5	18	11	2,247	2,177
Western Carolina	8	8	14	14	2,031	1,960
Appalachian State	7	9	14	14	2,017	1,936
VMI	7	9	16	14	1,863	1,816
Davidson	6	10	10	20	2,017	2,078
Furman	4	12	7	21	1,767	1,900
ETSU	3	13	9	18	1,798	1,979

	CONF		ALL		Pts.	Opp.
	W	L	W	L		
Chattanooga	12	4	21	10	2,232	2,097
Davidson	10	6	20	11	2,170	1,974
Marshall	10	6	19	11	2,285	2,217
Appalachian State	9	7	17	12	1,863	1,900
ETSU	8	8	13	16	2,159	2,191
Western Carolina	8	8	14	14	2,022	2,020
The Citadel	5	11	10	18	2,054	2,165
Furman	5	11	10	17	1,783	1,862
VMI	5	11	11	17	2,004	2,081

	CONF		ALL		Pts.	Opp.
	W	L	W	L		
Marshall	15	1	25	6	2,494	2,258
Chattanooga	14	2	21	8	2,166	2,017
Davidson	12	4	20	10	2,276	2,059
Furman	10	6	17	12	2,119	2,061
The Citadel	6	10	13	15	2,163	2,115
VMI	5	11	11	17	1,991	2,122
Western Carolina	4	12	10	19	1,979	2,133
Appalachian State	3	13	7	21	1,819	2,050
ETSU	3	13	7	21	1,948	2,243

	CONF		ALL		Pts.	Opp.
	W	L	W	L		
Marshall	14	2	24	8	2,683	2,427
Furman	11	5	18	10	2,101	1,980
Davidson	9	7	15	13	2,068	2,055
ETSU	9	7	14	15	2,188	2,285
Appalachian State	8	8	16	13	2,210	2,192
Chattanooga	8	8	20	13	2,490	2,390
VMI	6	10	13	17	2,080	2,188
The Citadel	5	11	8	20	2,000	2,247
Western Carolina	2	14	8	19	1,976	2,101

	CONF		ALL		Pts.	Opp.
	W	L	W	L		
Chattanooga	10	4	18	12	2,311	2,303
Furman	9	5	17	12	2,172	2,216
Appalachian State	8	6	20	8	2,130	1,945
ETSU	7	7	20	11	2,652	2,550
The Citadel	7	7	16	12	2,159	2,045
Marshall	6	8	15	15	2,530	2,542
VMI	5	9	11	17	2,138	2,132
Western Carolina	4	10	12	16	1,998	2,023

	CONF		ALL		Pts.	Opp.
	W	L	W	L		
ETSU	12	2	27	7	3,032	2,673
Marshall	9	5	15	13	2,132	2,061
Appalachian State	8	6	19	11	2,452	2,294
VMI	7	7	13	15	2,239	2,224
Chattanooga	7	7	14	14	2,124	2,109
The Citadel	5	9	12	16	2,076	2,179
Furman	5	9	15	16	2,380	2,419
Western Carolina	3	11	10	18	2,086	2,196

	CONF		ALL		Pts.	Opp.
	W	L	W	L		
Furman	11	3	20	9	2,354	2,177
ETSU	11	3	28	5	3,103	2,534
Chattanooga	11	3	19	10	2,344	2,183
Appalachian State	7	7	16	14	2,183	2,488
Marshall	7	7	14	14	2,301	2,336
VMI	5	9	10	18	1,997	2,167
Western Carolina	3	11	11	17	2,266	2,430
The Citadel	1	13	6	22	2,040	2,379

	CONF		ALL		Pts.	Opp.
	W	L	W	L		
ETSU	12	2	24	7	2,670	2,408
Chattanooga	12	2	23	7	2,426	2,157
Furman	9	5	17	11	2,188	2,040
Appalachian State	9	5	15	14	2,230	2,178
Western Carolina	5	9	11	17	2,242	2,361
Marshall	3	11	7	22	2,093	2,329
VMI	3	11	10	18	1,927	2,060
The Citadel	3	11	10	18	1,955	2,194

	CONF		ALL		Pts.	Opp.
	W	L	W	L		
Chattanooga	16	2	26	7	2,820	2,385
ETSU	12	6	19	10	2,413	2,254
Georgia Southern	12	6	19	9	2,216	2,110
Marshall	11	7	16	11	2,112	2,062
Davidson	10	8	14	14	2,078	2,040
The Citadel	8	10	10	17	1,737	1,928
Appalachian State	8	10	13	15	2,276	2,295
Furman	8	10	11	17	2,093	2,142
VMI	3	15	5	22	1,780	2,058
Western Carolina	2	16	6	21	1,868	2,034

	CONF		ALL		Pts.	Opp.
	W	L	W	L		
Chattanooga	14	4	23	7	2,451	2,309
Davidson	13	5	22	8	2,294	2,113
ETSU	13	5	16	14	2,512	2,430
Appalachian State	12	6	16	11	2,070	2,055
Georgia Southern	9	9	14	14	2,111	2,101
Western Carolina	8	10	12	16	2,048	2,105
Marshall	7	11	9	18	1,990	2,219
The Citadel	6	12	11	16	1,871	1,873
Furman	6	12	10	18	1,939	2,104
VMI	2	16	5	23	1,807	2,059

	CONF		ALL		Pts.	Opp.
	W	L	W	L		
Marshall	10	4	18	9	2,279	2,095
ETSU	9	5	14	14	2,217	2,205
Davidson	7	7	14	13	2,004	1,935
VMI	6	8	10	17	2,154	2,370
Appalachian State	4	10	9	20	1,251	2,285

	CONF		ALL		Pts.	Opp.
	W	L	W	L		
Chattanooga	11	3	19	11	2,294	2,170
Western Carolina	8	6	14	14	2,103	2,160
The Citadel	6	8	11	16	1,837	1,938
Furman	6	8	10	17	1,820	1,862
Georgia Southern	3	11	8	20	1,892	2,095

	CONF		ALL		Pts.	Opp.
	W	L	W	L		
Davidson	14	0	25	5	2,618	2,047
VMI	10	4	18	10	2,359	2,228
Marshall	8	6	17	11	2,560	2,351
#ETSU	3	11	7	20	1,992	2,210
Appalachian State	3	11	8	21	2,027	2,310

	CONF		ALL		Pts.	Opp.
	W	L	W	L		
Western Carolina	10	4	17	13	2,415	2,397
Chattanooga	9	5	15	12	1,977	1,827
Furman	6	8	10	17	1,982	2,128
The Citadel	5	9	10	16	1,795	1,958
Georgia Southern	2	12	3	23	1,470	1,825

	CONF		ALL		Pts.	Opp.
	W	L	W	L		
Marshall	10	4	20	9	2,314	2,172
Davidson	10	4	18	10	2,105	1,911
Appalachian State	8	6	14	14	1,990	1,953
VMI	7	7	12	16	2,170	2,187
ETSU	2	12	7	20	1,616	1,961

	CONF		ALL		Pts.	Opp.
	W	L	W	L		
Chattanooga	11	3	24	11		

YEAR-BY-YEAR STANDINGS



College of Charleston coach John Kresse led the Cougars to a perfect 16-0 record and the SoCon tournament title in their first season in the league (1998-99).

1998-99

North Division	CONF		ALL		Pts.	Opp.
	W	L	W	L		
Appalachian State	13	3	21	8	2,168	1,916
Davidson	11	5	16	11	2,058	1,844
ETSU	9	7	17	11	2,027	1,937
VMI	9	7	12	15	1,897	2,020
UNCG	5	11	7	20	1,756	1,998
Western Carolina	2	14	8	21	1,854	2,292

South Division

South Division	CONF		ALL		Pts.	Opp.
	W	L	W	L		
College of Charleston	16	0	28	3	2,258	1,834
Chattanooga	9	7	16	12	1,898	1,820
Wofford	8	8	11	16	1,875	1,912
Georgia Southern	6	10	11	17	1,793	1,862
Furman	5	11	12	16	1,878	1,942
The Citadel	3	13	9	18	1,576	1,678

1999-2000

North Division	CONF		ALL		Pts.	Opp.
	W	L	W	L		
Appalachian State	13	3	23	9	2,530	2,228
Davidson	10	6	15	13	2,068	1,973
UNCG	9	7	15	13	2,007	2,024
ETSU	8	8	14	15	2,003	2,057
Western Carolina	7	9	14	14	2,150	2,248
VMI	1	15	6	23	2,053	2,247

South Division

South Division	CONF		ALL		Pts.	Opp.
	W	L	W	L		
College of Charleston	13	3	24	6	2,035	1,759
Georgia Southern	10	6	16	12	2,158	2,209
Wofford	8	8	14	16	2,078	2,184
Chattanooga	6	10	10	19	2,018	2,102
The Citadel	5	10	9	20	1,891	2,109
Furman	5	10	14	18	2,252	2,190

2000-01

North Division	CONF		ALL		Pts.	Opp.
	W	L	W	L		
ETSU	13	3	18	10	2,034	1,825
UNCG	10	6	19	12	2,282	2,230
Appalachian State	7	9	11	20	2,005	2,186
Davidson	7	9	15	17	2,208	2,238
VMI	5	11	9	19	1,905	2,039
Western Carolina	3	13	6	25	2,030	2,341

South Division

South Division	CONF		ALL		Pts.	Opp.
	W	L	W	L		
College of Charleston	12	4	22	7	1,942	1,739
Chattanooga	9	7	17	13	2,195	2,094
The Citadel	9	7	16	12	1,927	1,854
Georgia Southern	9	7	15	15	2,296	2,261
Wofford	7	9	12	16	1,990	1,928
Furman	5	11	10	16	1,730	1,725

2001-02

North Division	CONF		ALL		Pts.	Opp.
	W	L	W	L		
Davidson	11	5	21	9	2,192	2,046
UNCG	11	5	20	10	2,238	2,122
ETSU	11	5	18	10	2,281	2,039
Western Carolina	6	10	12	16	2,180	2,177
Appalachian State	5	11	10	18	2,140	2,211
VMI	5	11	10	18	2,141	2,300

South Division

South Division	CONF		ALL		Pts.	Opp.
	W	L	W	L		
College of Charleston	9	7	21	9	2,082	1,824
Georgia Southern	9	7	16	12	2,230	2,088
Chattanooga	9	7	16	14	2,195	2,115
The Citadel	8	8	17	12	2,115	1,980
Furman	7	9	17	14	2,143	2,046
Wofford	5	11	11	18	1,939	2,002

2002-03

North Division	CONF		ALL		Pts.	Opp.
	W	L	W	L		
Davidson	11	5	17	10	2,180	1,920
ETSU	11	5	20	11	2,543	2,332
Appalachian State	11	5	19	10	2,434	2,309
Western Carolina	6	10	9	19	2,044	2,108
VMI	3	13	10	20	1,952	2,147
UNCG	3	13	7	22	2,042	2,193

South Division

South Division	CONF		ALL		Pts.	Opp.
	W	L	W	L		
College of Charleston	13	3	25	8	2,461	2,233
Chattanooga	11	5	21	9	2,435	2,221
Wofford	8	8	14	15	2,209	2,142
Furman	8	8	14	17	2,047	2,053
Georgia Southern	8	8	16	13	2,226	2,207
The Citadel	3	13	8	20	1,858	1,933

2003-04

North Division	CONF		ALL		Pts.	Opp.
	W	L	W	L		
ETSU	15	1	27	6	2,618	2,291
Chattanooga	10	6	19	11	2,463	2,260
Elon	7	9	12	18	2,067	2,200
UNCG	7	9	11	17	2,043	2,103
Western Carolina	6	10	13	15	2,092	1,966
Appalachian State	4	12	9	21	2,091	2,170

South Division

South Division	CONF		ALL		Pts.	Opp.
	W	L	W	L		
Georgia Southern	11	5	21	8	2,337	2,066
Davidson	11	5	17	12	2,119	2,054
College of Charleston	11	5	20	9	2,134	1,966
Furman	8	8	17	12	2,123	1,940
Wofford	4	12	9	20	2,118	2,266
The Citadel	2	14	6	22	1,640	2,003

2004-05

North Division	CONF		ALL		Pts.	Opp.
	W	L	W	L		
Chattanooga	10	6	20	11	2,253	2,034
UNCG	9	7	18	12	2,710	2,186
Appalachian State	9	7	18	12	2,192	2,070
Elon	5	11	8	23	1,868	2,090
ETSU	4	12	10	19	2,228	2,283
Western Carolina	3	13	8	22	2,094	2,259

South Division

South Division	CONF		ALL		Pts.	Opp.
	W	L	W	L		
Davidson	16	0	23	9	2,316	2,102
College of Charleston	10	6	18	10	2,018	1,897
Georgia Southern	10	6	18	13	2,506	2,331
Furman	9	7	16	13	2,120	1,903
Wofford	7	9	14	14	2,040	1,961
The Citadel	4	12	12	16	1,868	1,953

2005-06

North Division	CONF		ALL		Pts.	Opp.
	W	L	W	L		
Elon	10	4	15	14	1,946	1,977
Chattanooga	8	6	19	13	2,320	2,245
Western Carolina	7	7	13	17	2,048	2,013
Appalachian State	6	8	14	16	2,100	2,113
UNCG	4	10	12	19	2,132	2,239

South Division

South Division	CONF		ALL		Pts.	Opp.
	W	L	W	L		
Georgia Southern	11	4	20	10	2,325	2,180
Davidson	10	5	20	11	2,403	2,137
College of Charleston	9	6	17	11	2,052	1,861
Furman	8	7	15	13	2,021	1,921
Wofford	6	9	11	18	1,947	1,909
The Citadel	1	14	10	21	2,088	2,249

2006-07

North Division	CONF		ALL		Pts.	Opp.
	W	L	W	L		
Appalachian State	15	3	25	8	2,508	2,239
UNCG	12	6	16	14	2,083	2,055
Western Carolina	7	11	11	20	2,180	2,281
Chattanooga	6	12	15	18	2,261	2,256
Elon	5	13	7	23	1,874	2,112

South Division

South Division	CONF		ALL		Pts.	Opp.
	W	L	W	L		
Davidson	17	1	29	5	2,765	2,336
College of Charleston	13	5	22	11	2,290	2,166
Furman	8	10	15	16	2,102	2,127
Georgia Southern	7	11	15	16	2,144	2,116
Wofford	5	13	10	20	2,129	2,256
The Citadel	4	14	7	23	1,758	2,041

2007-08

North Division	CONF		ALL		Pts.	Opp.
	W	L	W	L		
Chattanooga	13	7	18	13	2,344	2,260
Appalachian State	13	7	18	13	2,214	2,147
UNCG*	12	8	19	12	2,194	2,061
Elon	9	11	14	19	2,074	2,156
Western Carolina	6	14	10	21	1,979	2,140

* later vacated six wins (including four SoCon wins)

South Division

South Division	CONF		ALL		Pts.	Opp.
	W	L	W	L		
Davidson	20	0	29	7	2,803	2,274
Georgia Southern	13	7	20	12	2,400	2,286
College of Charleston	9	11	16	17	2,391	2,388
Wofford	8	12	16	16	2,147	2,136
Furman	6	14	7	23	1,837	2,142
The Citadel	1	19	6	24	1,903	2,228

2008-09

North Division	CONF		ALL		Pts.	Opp.
	W	L	W	L		
Western Carolina	11	9	16	15	2,293	2,251
Chattanooga	11	9	18	17	2,657	2,687
Samford	9	11	16	16	1,972	1,

YEAR-BY-YEAR STANDINGS

#SoConHoops

South Division	CONF		ALL		Pts.	Opp.
	W	L	W	L		
Wofford	15	3	26	9	2,408	2,134
College of Charleston	14	4	22	12	2,549	2,493
Davidson	11	7	16	15	2,202	2,149
The Citadel	9	9	16	16	1,950	1,914
Furman	7	11	13	17	2,052	2,059
Georgia Southern	6	12	9	12	2,260	2,529

2010-11 North Division	CONF		ALL		Pts.	Opp.
	W	L	W	L		
Western Carolina	12	6	18	15	2,303	2,275
Chattanooga	12	6	16	16	2,274	2,380
Appalachian State	10	8	16	15	2,265	2,269
Elon	7	11	14	17	2,301	2,301
UNCG	6	12	7	24	2,204	2,501
Samford*	4	14	12	19	1,880	2,072

* later vacated six wins (one SoCon win)

South Division	CONF		ALL		Pts.	Opp.
	W	L	W	L		
College of Charleston	14	4	26	11	2,821	2,554
Wofford	14	4	21	13	2,502	2,313
Furman	12	6	22	11	2,271	2,124
Davidson	10	8	18	15	2,392	2,266
The Citadel	6	12	10	22	2,049	2,237
Georgia Southern	1	17	5	27	2,090	2,423

2011-12 North Division	CONF		ALL		Pts.	Opp.
	W	L	W	L		
UNCG	10	8	13	19	2,231	2,457
Elon	9	9	15	16	2,175	2,226
Western Carolina	8	10	17	18	2,503	2,459
Samford	8	10	11	19	1,984	2,092
Appalachian State	7	11	13	18	2,121	2,175
Chattanooga	5	13	11	21	2,260	2,204

South Division	CONF		ALL		Pts.	Opp.
	W	L	W	L		
Davidson	16	2	25	8	2,571	2,238
Wofford	12	6	19	14	2,110	2,087
Georgia Southern	12	6	15	15	2,110	2,087
College of Charleston	10	8	15	16	2,191	2,117
Furman	8	10	15	16	2,006	2,022
The Citadel	3	15	6	24	1,925	2,158

2012-13 North Division	CONF		ALL		Pts.	Opp.
	W	L	W	L		
Elon	13	5	21	12	2,273	2,144
Appalachian State	10	8	15	16	2,211	2,221
Western Carolina	9	9	14	19	2,288	2,299
Samford	9	9	11	21	1,957	2,114
Chattanooga	8	10	13	19	2,218	2,318
UNCG	6	12	9	22	2,222	2,286

South Division	CONF		ALL		Pts.	Opp.
	W	L	W	L		
Davidson	17	1	26	8	2,490	2,110
College of Charleston	14	4	21	11	2,297	2,176
Georgia Southern	7	11	14	19	2,050	2,148
Wofford	7	11	13	19	1,858	1,890
The Citadel	5	13	8	22	1,931	2,195
Furman	3	15	7	24	1,869	2,180

2013-14	CONF		ALL		Pts.	Opp.
	W	L	W	L		
Davidson	15	1	20	13	2,591	2,404
Chattanooga	12	4	18	15	2,489	2,439
Wofford	11	5	20	13	2,205	2,054
Elon	11	5	18	14	2,392	2,281
Western Carolina	10	6	19	15	2,524	2,469
UNCG	7	9	14	18	2,267	2,373
Georgia Southern	6	10	15	19	2,406	2,395
Samford	6	10	13	20	2,327	2,521
Appalachian State	5	11	9	21	2,034	2,152
Furman	3	13	9	21	1,955	2,196
The Citadel	2	14	7	26	2,211	2,453

2014-15	CONF		ALL		Pts.	Opp.
	W	L	W	L		
Wofford	16	2	28	7	2,331	2,089
Chattanooga	15	3	22	10	2,325	2,141
Mercer	12	6	19	16	2,334	2,196
Western Carolina	9	9	15	17	2,251	2,284
ETSU	8	10	16	14	2,201	2,140
VMI	7	11	11	19	2,415	2,428
Samford	6	12	13	19	2,216	2,301
The Citadel	6	12	11	19	1,919	2,058
UNCG	6	12	11	22	2,290	2,337
Furman	5	13	11	22	2,098	2,245

2015-16	CONF		ALL		Pts.	Opp.
	W	L	W	L		
Chattanooga	15	3	29	6	2,652	2,364
ETSU	14	4	24	12	2,813	2,687
Furman	11	7	19	6	2,487	2,333
Wofford	11	7	15	17	2,296	2,295
Western Carolina	10	8	16	18	2,479	2,490
UNCG	10	8	16	18	2,469	2,494
Mercer	8	10	19	15	2,446	2,339
Samford	4	14	14	19	2,440	2,442
VMI	4	14	9	21	2,081	2,264
The Citadel	3	15	10	22	2,753	2,962

2016-17	CONF		ALL		Pts.	Opp.
	W	L	W	L		
ETSU	14	4	27	8	2,964	2,438
UNCG	14	4	25	10	2,628	2,424
Furman	14	4	23	12	2,590	2,319
Chattanooga	10	8	19	12	2,314	2,132
Wofford	10	8	16	17	2,593	2,479
Mercer	9	9	15	17	2,239	2,184
Samford	8	10	20	16	2,834	2,733
The Citadel	4	14	12	21	2,964	3,121
Western Carolina	4	14	9	23	1,965	2,347
VMI	3	15	6	24	2,057	2,346

2017-18	CONF		ALL		Pts.	Opp.
	W	L	W	L		
UNCG	15	3	27	8	2,562	2,189
ETSU	14	4	25	9	2,556	2,241
Furman	13	5	23	10	2,619	2,260
Wofford	11	7	21	13	2,578	2,405
Mercer	11	7	19	15	2,561	2,373
Western Carolina	8	10	13	19	2,190	2,419
Samford	6	12	10	22	2,483	2,639
The Citadel	5	13	11	21	2,639	2,819
VMI	4	14	9	21	1,954	2,214
Chattanooga	3	15	10	23	2,289	2,424

2018-19	CONF		ALL		Pts.	Opp.
	W	L	W	L		
Wofford	18	0	30	5	2,879	2,295
UNCG	15	3	29	7	2,738	2,443
Furman	13	5	25	8	2,562	2,182
ETSU	13	5	24	10	2,707	2,371
Chattanooga	7	11	12	20	2,268	2,376
Samford	6	12	17	16	2,583	2,487
Mercer	6	12	11	20	2,248	2,246
The Citadel	4	14	12	18	2,553	2,584
VMI	4	14	11	21	2,433	2,617
Western Carolina	4	14	7	25	2,304	2,563

2019-20	CONF		ALL		Pts.	Opp.
	W	L	W	L		
ETSU	16	2	30	4	2,593	2,146
Furman	15	3	25	7	2,457	2,123
UNCG	13	5	23	9	2,372	2,020
Mercer	11	7	17	15	2,294	2,247
Western Carolina	10	8	19	12	2,444	2,317
Chattanooga	10	8	20	13	2,410	2,261
Wofford	8	10	19	16	2,523	2,399
Samford	4	14	10	23	2,448	2,711
VMI	3	15	9	24	2,380	2,346
The Citadel	0	18	6	24	2,244	2,433



Steve Forbes led ETSU to 130 wins, two SoCon regular-season titles and two SoCon tournament titles in his five years at the helm for the school (2015-20), including just the fourth 30-win season in SoCon history in 2019-20. His average of 26 wins per season is tied for second by a coach in league history.

SOCON CHAMPIONS



Year	School.....	W-L.....	Pct.....	Tournament champion
1920-21	Kentucky
1921-22	Virginia.....	5-0.....	1.000.....	North Carolina
1922-23	North Carolina.....	5-0.....	1.000.....	Mississippi State
1923-24	Tulane.....	10-0.....	1.000.....	North Carolina
1924-25	North Carolina.....	8-0.....	1.000.....	North Carolina
1925-26	Kentucky.....	8-0.....	1.000.....	North Carolina
1926-27	South Carolina.....	9-1.....	.900.....	Vanderbilt
1927-28	Washington & Lee.....	7-1.....	.875.....	Mississippi
1928-29	Washington & Lee.....	7-1.....	.875.....	North Carolina State
1929-30	Alabama.....	10-0.....	1.000.....	Alabama
1930-31	Georgia.....	15-1.....	.938.....	Maryland
1931-32	Kentucky.....	9-1.....	.900.....	Georgia
	Maryland.....	9-1.....	.900.....	
1932-33	South Carolina.....	3-0.....	1.000.....	South Carolina
1933-34	South Carolina.....	6-0.....	1.000.....	Washington & Lee
1934-35	North Carolina.....	12-1.....	.923.....	North Carolina
1935-36	Washington & Lee.....	10-0.....	1.000.....	North Carolina
1936-37	Washington & Lee.....	11-1.....	.917.....	Washington & Lee
1937-38	North Carolina.....	13-3.....	.813.....	Duke
1938-39	Wake Forest.....	15-3.....	.833.....	Clemson
1939-40	Duke.....	13-2.....	.867.....	North Carolina
1940-41	North Carolina.....	14-1.....	.933.....	Duke
1941-42	Duke.....	15-1.....	.938.....	Duke
1942-43	Duke.....	12-1.....	.923.....	George Washington
1943-44	North Carolina.....	9-1.....	.900.....	Duke
1944-45	South Carolina.....	9-0.....	1.000.....	North Carolina
1945-46	North Carolina.....	13-1.....	.929.....	Duke
1946-47	North Carolina State.....	11-2.....	.846.....	North Carolina State
1947-48	North Carolina State.....	12-0.....	1.000.....	North Carolina State
1948-49	North Carolina State.....	14-1.....	.933.....	North Carolina State
1949-50	North Carolina State.....	12-2.....	.857.....	North Carolina State
1950-51	North Carolina State.....	13-1.....	.929.....	North Carolina State
1951-52	West Virginia.....	15-1.....	.938.....	North Carolina State
1952-53	North Carolina State.....	13-3.....	.813.....	Wake Forest
1953-54	George Washington.....	10-0.....	1.000.....	George Washington
1954-55	West Virginia.....	9-1.....	.900.....	West Virginia
1955-56	George Washington.....	10-2.....	.833.....	West Virginia
	West Virginia.....	10-2.....	.833.....	
1956-57	West Virginia.....	12-0.....	1.000.....	West Virginia
1957-58	West Virginia.....	12-0.....	1.000.....	West Virginia
1958-59	West Virginia.....	11-0.....	1.000.....	West Virginia
1959-60	Virginia Tech.....	12-1.....	.923.....	West Virginia
1960-61	West Virginia.....	11-1.....	.917.....	George Washington
1961-62	West Virginia.....	12-1.....	.923.....	West Virginia
1962-63	West Virginia.....	11-2.....	.846.....	West Virginia
1963-64	Davidson.....	9-2.....	.818.....	VMI
1964-65	Davidson.....	12-0.....	1.000.....	West Virginia
1965-66	Davidson.....	11-1.....	.917.....	Davidson
1966-67	West Virginia.....	9-1.....	.900.....	West Virginia
1967-68	Davidson.....	9-1.....	.900.....	Davidson
1968-69	Davidson.....	9-0.....	1.000.....	Davidson
1969-70	Davidson.....	10-0.....	1.000.....	Davidson
1970-71	Davidson.....	9-1.....	.900.....	Furman
1971-72	Davidson.....	8-2.....	.800.....	East Carolina
1972-73	Davidson.....	9-1.....	.900.....	Furman
1973-74	Furman.....	11-1.....	.917.....	Furman
1974-75	Furman.....	12-0.....	1.000.....	Furman
1975-76	VMI.....	9-3.....	.750.....	VMI
1976-77	Furman.....	8-2.....	.800.....	VMI
	VMI.....	8-2.....	.800.....	
1977-78	Appalachian State.....	9-3.....	.750.....	Furman
1978-79	Appalachian State.....	11-3.....	.786.....	Appalachian State
1979-80	Furman.....	14-1.....	.933.....	Furman
1980-81	Appalachian State.....	11-5.....	.688.....	Chattanooga
	Davidson.....	11-5.....	.688.....	
	Chattanooga.....	11-5.....	.688.....	
1981-82	Chattanooga.....	15-1.....	.938.....	Chattanooga
1982-83	Chattanooga.....	15-1.....	.938.....	Chattanooga
1983-84	Marshall.....	13-3.....	.813.....	Marshall
1984-85	Chattanooga.....	14-2.....	.875.....	Marshall
1985-86	Chattanooga.....	12-4.....	.750.....	Davidson
1986-87	Marshall.....	15-1.....	.938.....	Marshall
1987-88	Marshall.....	14-2.....	.875.....	Chattanooga

Year	School.....	W-L.....	Pct.....	Tournament champion
1988-89	Chattanooga.....	10-4.....	.714.....	ETSU
1989-90	ETSU.....	12-2.....	.857.....	ETSU
1990-91	ETSU.....	11-3.....	.786.....	ETSU
	Furman.....	11-3.....	.786.....	
	Chattanooga.....	11-3.....	.786.....	
1991-92	ETSU.....	12-2.....	.857.....	ETSU
	Chattanooga.....	12-2.....	.857.....	
1992-93	Chattanooga.....	16-2.....	.889.....	Chattanooga
1993-94	Chattanooga.....	14-4.....	.778.....	Chattanooga
1994-95	North — Marshall.....	10-4.....	.714.....	Chattanooga
	South — Chattanooga.....	11-3.....	.786.....	
1995-96	North — Davidson.....	14-0.....	1.000.....	Western Carolina
	South — Western Carolina.....	10-4.....	.714.....	
1996-97	North — Marshall.....	10-4.....	.714.....	Chattanooga
	North — Davidson.....	10-4.....	.714.....	
	South — Chattanooga.....	11-3.....	.786.....	
1997-98	North — Davidson.....	13-2.....	.867.....	Davidson
	North — Appalachian State.....	13-2.....	.867.....	
	South — Chattanooga.....	7-7.....	.500.....	
1998-99	North — Appalachian State.....	16-2.....	.889.....	College of Charleston
	South — Coll. of Charleston.....	16-0.....	1.000.....	
1999-00	North — Appalachian State.....	13-3.....	.813.....	Appalachian State
	South — Coll. of Charleston.....	13-3.....	.813.....	
2000-01	North — ETSU.....	13-3.....	.813.....	UNCG
	South — Coll. of Charleston.....	12-4.....	.750.....	
2001-02	North — Davidson.....	11-5.....	.688.....	Davidson
	North — UNCG.....	11-5.....	.688.....	
	North — ETSU.....	11-5.....	.688.....	
	South — Coll. of Charleston.....	9-7.....	.562.....	
	South — Georgia Southern.....	9-7.....	.562.....	
	South — Chattanooga.....	9-7.....	.562.....	
2002-03	North — Davidson.....	11-5.....	.688.....	ETSU
	North — ETSU.....	11-5.....	.688.....	
	North — Appalachian State.....	11-5.....	.688.....	
	South — Coll. of Charleston.....	13-3.....	.812.....	
2003-04	North — ETSU.....	15-1.....	.938.....	ETSU
	South — Georgia Southern.....	11-5.....	.688.....	
	South — Davidson.....	11-5.....	.688.....	
	South — Coll. of Charleston.....	11-5.....	.688.....	
2004-05	North — Chattanooga.....	10-6.....	.625.....	Chattanooga
	South — Davidson.....	16-0.....	1.000.....	
2005-06	North — Elon.....	10-4.....	.714.....	Davidson
	South — Georgia Southern.....	11-3.....	.744.....	
2006-07	North — Appalachian State.....	15-3.....	.833.....	Davidson
	South — Davidson.....	17-1.....	.944.....	
2007-08	North — Appalachian State.....	13-7.....	.650.....	Davidson
	North — Chattanooga.....	13-7.....	.650.....	
	South — Davidson.....	20-0.....	1.000.....	
2008-09	North — Western Carolina.....	11-9.....	.550.....	Chattanooga
	North — Chattanooga.....	11-9.....	.550.....	
	South — Davidson.....	18-2.....	.900.....	
2009-10	North — Appalachian State.....	13-5.....	.722.....	Wofford
	South — Wofford.....	15-3.....	.833.....	
2010-11	North — Western Carolina.....	12-6.....	.667.....	Wofford
	North — Chattanooga.....	12-6.....	.667.....	
	South — Coll. of Charleston.....	14-4.....	.778.....	
	South — Wofford.....	14-4.....	.778.....	
2011-12	North — UNCG.....	10-8.....	.556.....	Davidson
	South — Davidson.....	16-2.....	.889.....	
2012-13	North — Elon.....	13-5.....	.722.....	Davidson
	South — Davidson.....	17-1.....	.944.....	
2013-14	Davidson.....	15-1.....	.938.....	Wofford
2014-15	Wofford.....	16-2.....	.889.....	Wofford
2015-16	Chattanooga.....	15-3.....	.833.....	Chattanooga
2016-17	ETSU.....	14-4.....	.778.....	ETSU
	Furman.....	14-4.....	.778.....	
	UNCG.....	14-4.....	.778.....	
2017-18	UNCG.....	15-3.....	.833.....	UNCG
2018-19	Wofford.....	18-0.....	1.000.....	Wofford
2019-20	ETSU.....	16-2.....	.889.....	ETSU

1921

Southern Intercollegiate Basketball Tournament Atlanta, Ga.

First Round, Feb. 25-26, 1921

Mercer 50, South Carolina 22
Kentucky 50, Tulane 28
Mississippi A&M 41, Furman 7
Millsaps 46, Tennessee 29
Georgia 47, Newberry 23
Alabama Polytechnic Institute 45, Clemson 25
Georgia Tech 53, Birmingham Southern 11

Quarterfinals, Feb. 28, 1921

Kentucky 49, Mercer 25
Mississippi A&M 28, Millsaps 11
Georgia 32, Alabama Polytechnic Institute 24
Georgia Tech 31, Alabama 22

Semifinals, March 1, 1921

Kentucky 20, Mississippi A&M 13
Georgia 26, Georgia Tech 21

Championship, March 2, 1921

Kentucky 20, Georgia 19

1922

Southern Intercollegiate Basketball Tournament Atlanta, Ga.

First Round, Feb. 24, 1922

Vanderbilt 37, The Citadel 22
Newberry 32, Auburn 21
Tulane 31, Clemson 20
North Carolina 35, Howard 22
Kentucky 42, Georgetown (Ky.) 21
Chattanooga 57, Furman 30
Georgia 43, Oglethorpe 12
Mercer 32, Centre 27

Second Round, Feb. 25, 1922

North Carolina 32, Newberry 27
Georgia Tech 34, Mississippi State 30
South Carolina 34, Wofford 18
Tennessee 19, Mississippi College 18
Chattanooga 25, Tulane 21
Mercer 35, Kentucky 22
Georgia 27, Vanderbilt 26

Quarterfinals, Feb. 27, 1922

Alabama 29, Tennessee 25
Georgia Tech 34, South Carolina 23
Mercer 25, Chattanooga 18
North Carolina 33, Georgia 25

Semifinals, March 1, 1922

North Carolina 20, Alabama 11
Mercer 29, Georgia Tech 14

Consolation, March 2, 1922

Georgia Tech 33, Alabama 25

Championship, March 2, 1922

North Carolina 40, Mercer 25
NORTH CAROLINA – C. Carmichael 16, McDonald 10, P. Carmichael 6, Perry 6, Purser 2.
MERCER – Harmon 18, Pope 6, Gamble 2.
Halftime – North Carolina 21, Mercer 10.

1923

Southern Intercollegiate Basketball Tournament Atlanta, Ga.

First Round, Feb. 27, 1923

Furman 40, Millsaps 21
Centre 27, Clemson 23
Vanderbilt 36, Louisiana State 10
North Carolina 28, Mississippi College 21
Chattanooga 43, Georgetown (Ky.) 27
Alabama 44, Wofford 25
Georgia 23, Tennessee 19
Mercer 45, Auburn 24

Second Round, Feb. 28, 1923

Mississippi State 47, Furman 21
Alabama 49, South Carolina 24
Mississippi 34, North Carolina 32
Virginia Tech 26, Vanderbilt 23
Georgia Tech 34, Centre 26
Mercer 34, Newberry 22

Quarterfinals, March 1, 1923

Mercer 28, Alabama 23
Chattanooga 38, Virginia Tech 23
Mississippi State 33, Mississippi 25
Georgia Tech 27, Georgia 22

Semifinals, March 2, 1923

Chattanooga 24, Mercer 19
Mississippi State 25, Georgia Tech 17

Consolation, March 3, 1923

Mercer 30, Georgia Tech 21

Championship, March 3, 1923

Mississippi State 31, Chattanooga 21
MISSISSIPPI STATE – Norris 12, Perkins 9, Sikes 8, Bryant 2.
CHATTANOOGA – Barnes 8, Hill 6, Redd 5, Dyer 2.
Halftime – Mississippi State 14, Chattanooga 7.

1924

Atlanta, Ga.

Preliminary Round, Feb. 28, 1924

Clemson 17, Florida 15

First Round, Feb. 29, 1924

Tulane 60, South Carolina 23
Maryland 34, VMI 19
Alabama 44, Mississippi 42
Vanderbilt 42, Clemson 13
Mississippi State 35, Tennessee 18
Auburn 35, Georgia Tech 29
Georgia 36, Washington & Lee 24
North Carolina 41, Kentucky 20

Quarterfinals, March 1, 1924

North Carolina 37, Vanderbilt 20
Mississippi State 38, Tulane 30
Georgia 29, Maryland 25
Alabama 40, Auburn 19

Semifinals, March 3, 1924

Alabama 37, Georgia 20
North Carolina 33, Mississippi St. 23

Championship, March 4, 1924

North Carolina 26, Alabama 18
NORTH CAROLINA – Cobb 15, Carmichael 6, Devin 4, McDonald 1.
ALABAMA – Carter 6, Stabler 5, McClintock 2, McGauley 2, Probst 2, Hudson 1.
Halftime – North Carolina 13, Alabama 10.

1925

Atlanta, Ga.

Preliminary Round, Feb. 28, 1925

Virginia 31, South Carolina 25
North Carolina 42, Virginia Tech 13

First Round, March 2, 1925

Mississippi 27, VMI 20
Virginia 29, Auburn 27
Kentucky 31, Mississippi State 25
North Carolina State 30, Maryland 18
Tulane 37, Washington & Lee 20
Georgia Tech 31, University of the of South 14
North Carolina 35, Louisiana State 21

Quarterfinals, March 3, 1925

Mississippi 32, Virginia 24
North Carolina 34, Georgia Tech 26
Tulane 41, North Carolina State 24
Georgia 32, Kentucky 31



Cartwright Carmichael led North Carolina to tournament titles in 1922 and 1924 while becoming the Tar Heels' first-ever All-American.

Semifinals, March 4, 1925

North Carolina 40, Georgia 19
Tulane 44, Mississippi 23

Championship, March 5, 1925

North Carolina 36, Tulane 28
NORTH CAROLINA – McDonald 13, Cobb 10, Purser 9, Dodderer 4.
TULANE – E. Hennican 10, Morgan 6, Lind 6, Davidson 2, J. Hennican 2, Wilson 2.
Halftime – North Carolina 14, Tulane 12.

1926

Atlanta, Ga.

First Round, Feb. 26, 1926

North Carolina State 32, Auburn 26
Kentucky 32, VMI 25
Mississippi State 22, Maryland 19
Virginia 29, Tulane 25
North Carolina 52, Clemson 21
Mississippi 50, University of the South 16
Georgia 48, Tennessee 25
Georgia Tech 30, Alabama 27

Quarterfinals, Feb. 27, 1926

Mississippi State 32, North Carolina State 29
North Carolina 25, Virginia 23
Mississippi 36, Georgia Tech 24
Kentucky 39, Georgia 34

Semifinals, March 1, 1926

Mississippi State 31, Kentucky 26
North Carolina 38, Mississippi 23

Championship, March 2, 1926

North Carolina 37, Mississippi State 23
NORTH CAROLINA – Cobb 19, Newcombe 10, Hackney 5, Dodderer 2, Devin 1.
MISSISSIPPI STATE – Ricks 8, Stone 6, Jones 4, Bryant 3, Berry 1, Hartness 1.
Halftime – North Carolina 15, Mississippi State 15.

SOCON TOURNAMENT RESULTS



1927

Atlanta Ga.

First Round, Feb. 25, 1927

Vanderbilt 44, Washington & Lee 32
South Carolina 32, North Carolina State 26
North Carolina 32, Tennessee 17
Auburn 38, Virginia Tech 33
Georgia 36, VMI 14
Georgia Tech 40, Mississippi State 24

Quarterfinals, Feb. 26, 1927

Vanderbilt 32, Mississippi 20
North Carolina 28, Auburn 15
Georgia 27, Maryland 22
South Carolina 32, Georgia Tech 18

Semifinals, Feb. 27, 1927

Vanderbilt 31, South Carolina 25
Georgia 23, North Carolina 20

Championship, March 1, 1927

Vanderbilt 46, Georgia 44
VANDERBILT – Stuart 19, Baker 14, McCall 5, Bridges 4, Moss 4.
GEORGIA – Keen 18, Florence 16, Drew 4, Forbes 4, Turner 2.
Halftime – Georgia 20, Vanderbilt 18.

1928

Atlanta, Ga.

First Round, Feb. 24-25, 1928

Mississippi 40, North Carolina 35
Kentucky 56, South Carolina 40
Virginia 42, Alabama 28
Mississippi State 44, Washington & Lee 24
Auburn 27, Clemson 26
Louisiana State 44, North Carolina 38
Georgia 47, VMI 36
Georgia Tech 50, Florida 24

Quarterfinals, Feb. 26, 1928

Mississippi 55, Louisiana State 28
Mississippi State 44, Virginia 28
Auburn 30, Georgia Tech 29
Kentucky 33, Georgia 18

Semifinals, Feb. 27, 1928

Auburn 42, Mississippi State 34
Mississippi 41, Kentucky 29

Championship, Feb. 28, 1928

Mississippi 31, Auburn 30
MISSISSIPPI – Lee 8, C. Phillips 8, Selby 6, A. Phillips 5, Laird 4.
AUBURN – Akin 15, DuBose 7, Ellis 5, F. James 2, E. James 1.
Halftime – Auburn 15, Mississippi 8.

1929

Atlanta, Ga.

First Round, March 1-2, 1929

Mississippi 37, Maryland 35
Kentucky 29, Tulane 15
Washington & Lee 32, Louisiana State 22
North Carolina State 48, Tennessee 32
Duke 38, Alabama 32
Georgia 42, Auburn 24
North Carolina 43, Mississippi State 18
Clemson 30, Georgia Tech 26

Quarterfinals, March 3, 1929

North Carolina State 31, Clemson 28
Mississippi 50, Washington & Lee 28
Georgia 26, Kentucky 24
Duke 34, North Carolina 17

Semifinals, March 4, 1929

North Carolina State 34, Mississippi 32
Duke 43, Georgia 37

Championship, March 5, 1929

North Carolina State 44, Duke 35
NORTH CAROLINA STATE – Goodwin 14, Haar 11, Johnson 9, Young 8, Warren 2.
DUKE – Crosen 12, Councilor 6, Candler 5, Farley 4, Rogers 4, Werber 4.
Halftime – North Carolina State 25, Duke 18.

1930

Atlanta, Ga.

First Round, Feb. 28, 1930

University of the South 25, North Carolina State 19
Washington & Lee 33, Mississippi 29
Alabama 31, Clemson 22
Tennessee 28, VMI 20
Duke 43, Louisiana State 34
Kentucky 26, Maryland 21
Georgia 26, North Carolina 17
Georgia Tech 53, Tulane 31

Quarterfinals, March 1, 1930

Alabama 29, Georgia 26
Kentucky 44, University of the South 22
Tennessee 38, Washington & Lee 29
Duke 44, Georgia Tech 35

Semifinals, March 3, 1930

Duke 37, Kentucky 32
Alabama 32, Tennessee 22

Championship, March 4, 1930

Alabama 31, Duke 24
ALABAMA – Smith 9, Laney 7, Wambsganas 7, O'Neill 6, Hood 2.
DUKE – Werber 10, Crosen 6, Rogers 4, Farley 3, Councilor 2.
Halftime – Alabama 15, Duke 11.

1931

Atlanta, Ga.

First Round, Feb. 27, 1931

North Carolina 23, Vanderbilt 21
Auburn 33, Virginia 26
Duke 31, Clemson 27
Tennessee 26, Alabama 20
Maryland 37, Louisiana State 33
Georgia 32, Washington & Lee 31
Kentucky 33, North Carolina State 28
Florida 53, Georgia Tech 48

Quarterfinals, Feb. 28, 1931

Maryland 19, North Carolina 17
Florida 33, Tennessee 29
Kentucky 35, Duke 30
Georgia 31, Auburn 27

Semifinals, March 2, 1931

Maryland 26, Georgia 25
Kentucky 56, Florida 35

Championship, March 3, 1931

Maryland 29, Kentucky 27
MARYLAND – Berger 12, Ronkin 7, Norris 5, Mays 3, Chalmers 2.
KENTUCKY – Bronston 14, McGinnis 7, Yater 5, Worthington 1.
Halftime – Maryland 18, Kentucky 7.

1932

Atlanta, Ga.

First Round, Feb. 26, 1932

Virginia 20, Alabama 16
North Carolina 35, Tennessee 25
Duke 44, Vanderbilt 32
Kentucky 50, Tulane 30
Florida 39, Maryland 24
Auburn 34, North Carolina State 33
Georgia 48, Mississippi State 26
Louisiana State 36, Georgia Tech 33

Quarterfinals, Feb. 27, 1932

Duke 33, Florida 22
North Carolina 43, Kentucky 42
Auburn 30, Louisiana State 22
Georgia 40, Virginia 19

Semifinals, Feb. 28, 1932

North Carolina 52, Auburn 31
Georgia 43, Duke 32

Championship, Feb. 29, 1932

Georgia 26, North Carolina 24
GEORGIA – Young 10, Moran 8, Smith 7, Chandler 1.
NORTH CAROLINA – Hines 11, Alexander 6, Weathers 4, McCachren 2, Edwards 1.
Halftime – Georgia 18, North Carolina 16

1933

Raleigh, N.C.

First Round, Feb. 24, 1933

North Carolina 32, Virginia 27
Washington & Lee 35, North Carolina State 34
Duke 38, Virginia 24
South Carolina 65, Maryland 28

Semifinals, Feb. 25, 1933

South Carolina 34, North Carolina 32
Duke 41, Washington & Lee 32

Championship, Feb. 27, 1933

South Carolina 33, Duke 21
SOUTH CAROLINA – Henderson 13, F. Tompkins 13, B. Tompkins 4, Roland 3.
DUKE – Holbrook 9, J. Thompson 9, H. Thompson 3.
Halftime – Duke 15, South Carolina 13.

1934

Raleigh, N.C.

First Round, March 1, 1934

Washington & Lee 45, Maryland 37
North Carolina 27, Virginia 18
Duke 35, VMI 14
North Carolina State 43, South Carolina 24

Semifinals, March 2, 1934

Washington & Lee 32, North Carolina State 28
Duke 21, North Carolina 18

Championship, March 3, 1934

Washington & Lee 30, Duke 29
WASHINGTON & LEE – Pette 8, Sawyers 7, Smith 6, Jones 5, Fields 4.
DUKE – J. Thompson 10, Mack 7, H. Thompson 6, Bell 2, Ferguson 2, Weaver 2.
Halftime – Duke 23, Washington & Lee 17.

1935

Raleigh, N.C.

First Round, Feb. 28, 1935

North Carolina State 42, VMI 30
Duke 39, Virginia 32
North Carolina 46, South Carolina 25
Washington & Lee 29, Clemson 25

Semifinals, March 1, 1935

North Carolina 30, North Carolina State 28
Washington & Lee 31, Duke 27

Championship, March 2, 1935

North Carolina 35, Washington & Lee 27
NORTH CAROLINA – Aitken 11, Harris 7, Nelson 6, Webster 6, Kaveny 2, McCachren 2, Glace 1.
WASHINGTON & LEE – Pette 8, Smith 8, Fields 5, Ellis 2, Iler 2, Richardson 2.
Halftime – North Carolina 16, Washington & Lee 11.



SOCON TOURNAMENT RESULTS

#SoConHoops

1936 Raleigh, N.C.

First Round, March 5, 1936
North Carolina 39, Virginia 21
Washington & Lee 36, Virginia Tech 20
Maryland 47, Duke 35
North Carolina State 32, Clemson 31

Semifinals, March 6, 1936
Washington & Lee 38, Maryland 32
North Carolina 31, North Carolina State 28

Championship, March 7, 1936
North Carolina 50, Washington & Lee 45
NORTH CAROLINA – Bershak 15, Kaveny 13, Mullis 6, Ruth 6, McCachren 5, Nelson 5.
WASHINGTON & LEE – Spessard 21, Pette 9, Heath 7, Carson 4, Iler 4.
Halftime – Washington & Lee 31, North Carolina 19.

1937 Raleigh, N.C.

First Round, March 4, 1937
Washington & Lee 42, South Carolina 22
Wake Forest 33, Richmond 24
North Carolina State 42, Maryland 35
North Carolina 34, Duke 30

Semifinals, March 5, 1937
Washington & Lee 27, North Carolina State 23
North Carolina 37, Wake Forest 35

Championship, March 6, 1937
Washington & Lee 44, North Carolina 33
WASHINGTON & LEE – Spessard 25, Borries 8, Iler 7, Carson 2, Frazier 2.
NORTH CAROLINA – Mullis 13, Potts 9, Bershak 5, Ruth 4, McCachren 2.
Halftime – Washington & Lee 23, North Carolina 16.

1938 Raleigh, N.C.

First Round, March 3, 1938
Clemson 35, Richmond 32
Washington & Lee 48, North Carolina 33
Maryland 45, The Citadel 43
Duke 44, North Carolina State 33

Semifinals, March 4, 1938
Clemson 38, Washington & Lee 33
Duke 35, Maryland 32

Championship, March 5, 1938
Duke 40, Clemson 30
DUKE – Swindell 14, Edwards 12, Bergman 8, Hoffman 2, Minor 2, O'Mara 2.
CLEMSON – McFadden 13, Cheves 7, Kitchens 6, Flathman 3, Bryce 1.
Halftime – Duke 20, Clemson 11.

1939 Raleigh, N.C.

First Round, March 1, 1939
Richmond 31, VMI 20,
North Carolina State 40, Duke 39
Clemson 44, North Carolina 43

Quarterfinals, March 2, 1939
Davidson 43, Washington & Lee 32
Maryland 47, Richmond 32
North Carolina State 40, The Citadel 38
Clemson 30, Wake Forest 28

Semifinals, March 3, 1939
Maryland 53, North Carolina State 29
Clemson 49, Davidson 33

Championship, March 4, 1939

Clemson 39, Maryland 27
CLEMSON – Lancaster 14, McFadden 9, Buchanon 8, Bryce 5, Flathman 2, Moorman 1.
MARYLAND – Johnson 9, DeWitt 7, Mondorff 4, Knepley 3, Bengoechea 2, Rea 2.
Halftime – Clemson 17, Maryland 17.

1940 Raleigh, N.C.

First Round, Feb. 29, 1940
Wake Forest 40, Richmond 34
Duke 40, The Citadel 35
North Carolina 50, Clemson 41
Maryland 43, Washington & Lee 30

Semifinals, March 1, 1940
North Carolina 43, Wake Forest 35
Duke 44, Maryland 32

Championship, March 2, 1940

North Carolina 43, Duke 23
NORTH CAROLINA – Severin 1 0-0 2, Dilworth 0 1-2 1, Rose 1 2-2 4, Smith 0 0-0 0, Glamack 7 4-5 8, Pesar 2 0-0 4, Mathes 2 1-1 5, Roberson 0 0-0 0, Howard 2 0-0 4, Gersten 0 1-1 1. Totals 15 9-11 39.
DUKE – Parson 1 0-0 2, Price 2 2-3 6, Mock 2 1-1 5, Shokes 0 0-0 0, Holley 2 1-1 5, Allen 1 3-3 5, Valasek 0 0-0 0, Connelly 0 0-2 0, McCahan 0 0-0 0. Totals 8 7-10 23.
Halftime – North Carolina 30, Duke 14.

1941 Raleigh, N.C.

First Round, Feb. 27, 1941
Duke 38, North Carolina 37
South Carolina 41, Richmond 32
William & Mary 52, Wake Forest 34
VMI 39, Washington & Lee 32

Semifinals, Feb. 28, 1941
South Carolina 37, VMI 36
Duke 57, William & Mary 42

Championship, March 1, 1941

Duke 53, South Carolina 30
DUKE – Rothbaum 2 2-2 6, Price 0 0-1 0, Mock 2 0-0 4, Spuhler 4 1-3 9, Holley 8 0-1 16, Valasek 4 0-1 8, McCahan 2 1-2 5, Shokes 2 1-1 5, Connelly 0 0-1 0. Totals 24 5-12 53.
SOUTH CAROLINA – Lofdahl 1 0-0 2, Hymson 2 0-1 4, Westmoreland 6 4-7 16, Lytle 2 2-5 6, Roskie 1 0-3 2, Anderson 0 0-0 0, Durham 0 0-3 0. Totals 12 6-19 30.
Halftime – Duke 15, South Carolina 14.

1942 Raleigh, N.C.

First Round, March 5, 1942
Duke 59, Washington & Lee 41
North Carolina State 56, South Carolina 43
Wake Forest 32, North Carolina 26
William & Mary 44, George Washington 43

Semifinals, March 6, 1942
Duke 54, Wake Forest 45
North Carolina State 53, William & Mary 52

Championship, March 7, 1942

Duke 45, North Carolina State 34
DUKE – Spuhler 2 0-3 4, Rothbaum 2 2-5 6, Seward 0 2-3 2, Allen 3 4-5 10, Gantt 1 0-0 2, McCahan 3 0-0 6, G. Loftis 3 1-2 7, Stark 1 0-0 2, C. Loftis 3 0-1 6. Totals 18 9-19 45.
NORTH CAROLINA STATE – Mock 3 4-5 10, Ball 1 1-1 3, Stevens 2 0-0 4, Strayhorn 0 1-1 1, McKinney 5 1-1 11, Tabscott 2 1-4 5, Almond 0 0-0 0, Carvalho 0 0-0 0. Totals 13 8-14 34.
Halftime – Duke 20, North Carolina State 19.

1943 Raleigh, N.C.

First Round, March 4, 1943
Davidson 33, North Carolina State 30
George Washington 49, William & Mary 23
Duke 57, VMI 41
The Citadel 37, South Carolina 23

Semifinals, March 5, 1943
George Washington 47, Davidson 40
Duke 56, The Citadel 37

Championship, March 6, 1943

George Washington 56, Duke 40
GEORGE WASHINGTON – Konizewski 4 1-1 9, Jackson 1 0-0 2, Groetzinger 3 0-2 6, Myers 0 1-1 1, Gustafson 4 4-6 12, McNary 0 0-0 0, Rausch 7 2-4 16, Wagman 1 0-0 2, Gallagher 3 2-2 8, Reichwein 0 0-0 0. Totals 23 10-16 56.
DUKE – Seward 5 0-0 10, Carver 4 1-5 9, Coleman 1 0-0 2, Gantt 2 0-2 4, C. Loftis 6 1-1 13, G. Loftis 1 0-0 2. Totals 19 2-8 40.
Halftime – George Washington 30, Duke 20.

1944 Raleigh, N.C.

First Round, Feb. 24, 1944
Virginia Tech 38, Davidson 34
North Carolina State 42, Maryland 23
North Carolina 62, Richmond 41
Duke 68, William & Mary 25

Semifinals, Feb. 25, 1944
North Carolina 39, Virginia Tech 24
Duke 40, North Carolina State 32

Championship, Feb. 26, 1944

Duke 44, North Carolina 27
DUKE – Carver 5 1-2 11, Turner 0 0-0 0, Gilbert 0 0-1 0, Hartley 4 0-0 8, Wright 4 7-7 15, Hyde 0 0-0 0, Harner 2 3-4 7, Metzler 0 0-0 0, Balitzaris 0 0-0 0, Bailey 1 1-1 3. Totals 16 12-15 44.
NORTH CAROLINA – Mock 3 1-1 7, Poole 0 0-0 0, Box 5 2-3 12, Donnan 0 0-0 0, Dewell 1 2-4 4, Altemose 0 0-1 0, Fitch 0 1-3 1, Creticos 1 0-0 2, Anderson 0 0-0 0, Hayworth 0 1-1 1. Totals 10 7-13 27.
Halftime – Duke 27, North Carolina 17.

1945 Raleigh, N.C.

First Round, Feb. 22, 1945
South Carolina 55, Clemson 24
North Carolina 55, North Carolina State 28
William & Mary 54, The Citadel 41
Duke 76, Maryland 49

Semifinals, Feb. 23, 1945
North Carolina 39, South Carolina 26
Duke 59, William & Mary 22

Championship, Feb. 24, 1945

North Carolina 49, Duke 38
NORTH CAROLINA – Jordan 7 5-5 19, Allen 0 0-0 0, Dillon 3 2-4 8, Paxton 2 1-3 5, Anderson 0 1-1 1, Thompson 0 0-0 0, Alvarez 6 3-7 15, Markin 0 1-1 1. Totals 18 13-21 49.
DUKE – Carver 4 5-5 13, Sapp 1 3-6 5, Brunner 0 0-0 0, Van Sholk 1 1-1 3, Koffenberger 4 3-3 11, Green 0 0-0 0, Buckley 2 0-0 4, Crowder 1 0-0 2, Steele 0 0-0 0, Roelike 0 0-0 0. Totals 13 12-16 38.
Halftime – North Carolina 19, Duke 16.

1946 Raleigh, N.C.

First Round, Feb. 28, 1946
Virginia Tech 39, George Washington 33
Duke 44, North Carolina State 38
North Carolina 54, Maryland 27
Wake Forest 42, William & Mary 31

SOCON TOURNAMENT RESULTS



Semifinals, March 1, 1946

Wake Forest 31, North Carolina 29
Duke 44, Virginia Tech 38

Championship, March 2, 1946

Duke 49, Wake Forest 30
DUKE – Seward 4 1-1 9, Cordell 0 0-0 0, Ausbon 5 1-3 11, Cheek 0 0-0 0, Koffenberger 3 5-6 11, Corrington 0 0-0 0, Gordon 3 0-1 6, Robinson 1 0-0 2, Whiting 4 2-2 10, Gray 0 0-0 0. Totals 20 9-12 49.
WAKE FOREST – Veitch 2 0-0 4, Williams 5 1-1 11, Mayberry 0 0-2 0, Walters 2 1-3 5, Hinerman 3 2-5 8, Lougee 1 0-0 2, Ognovich 0 0-0 0. Totals 13 4-11 30.
Halftime – Duke 24, Wake Forest 16.

1947 Durham, N.C.

First Round, March 6, 1947

South Carolina 56, Duke 54
North Carolina State 55, Maryland 43
George Washington 70, Washington & Lee 55
North Carolina 55, Richmond 43

Semifinals, March 7, 1947

North Carolina State 70, George Washington 47
North Carolina 58, South Carolina 33

Championship, March 8, 1947

North Carolina State 50, North Carolina 48
NORTH CAROLINA STATE – Dickey 0 2-4 2, Sloan 0 0-0 0, McComas 2 0-2 4, Cartier 4 2-4 10, Bartels 4 6-7 14, Negley 7 4-4 18, Katkavek 0 2-6 2. Totals 17 16-27 50.
NORTH CAROLINA – Paxton 4 2-3 10, Hamilton 1 2-2 4, Hartley 0 0-0 0, Nearman 4 3-6 11, Dillon 0 0-1 0, White 4 2-3 10, Kohler 5 2-3 12, Hayworth 0 0-1 0, Thorne 0 1-1 1. Totals 18 12-20 48.
Halftime – North Carolina 31, North Carolina State 27.

1948 Durham, N.C.

First Round, March 2, 1948

William & Mary 61, Wake Forest 56
Duke 63, South Carolina 48

Quarterfinals, March 3, 1948

North Carolina 61, Virginia Tech 40
Davidson 58, Maryland 51
North Carolina State 73, William & Mary 52
Duke 54, George Washington 51

Semifinals, March 4, 1948

North Carolina State 55, North Carolina 50
Duke 53, Davidson 37

Championship, March 5, 1948

North Carolina State 58, Duke 50
NORTH CAROLINA STATE – McComas 3 2-2 8, Ranzino 1 1-1 3, Cartier 8 4-4 20, Stine 0 1-2 1, Horvath 6 1-1 13, Bubas 0 0-0 0, Bartels 2 1-2 5, Sloan 2 3-4 7, Katkavek 0 1-1 1. Totals 22 14-17 58.
DUKE – Ausbon 2 2-6 6, Duff 0 3-3 3, Youmans 8 0-2 16, York 0 1-2 1, Collins 3 1-3 7, Sapp 0 0-0 0, Martin 3 0-0 6, Gordon 3 3-5 9, Hughes 0 2-3 2. Totals 19 12-24 50.
Halftime – Duke 27, North Carolina State 24.

1949 Durham, N.C.

First Round, March 2, 1949

North Carolina State 64, Wake Forest 42
North Carolina 79, Maryland 61
George Washington 62, South Carolina 45
William & Mary 54, Davidson 50

Semifinals, March 3, 1949

North Carolina State 43, North Carolina 40
George Washington 78, William & Mary 74



NC State's Ed Bartels played on back-to-back SoCon championship teams in 1947 and '48.

Championship, March 4, 1949

North Carolina State 55, George Washington 39
NORTH CAROLINA STATE – Dickey 2 6-6 10, Ranzino 2 1-1 5, McComas 2 2-2 6, Horvath 5 2-2 12, Cartier 2 4-5 8, Bubas 1 3-5 5, Harand 1 0-0 2, Garrison 2 3-4 7. Totals 17 21-25 55.
GEORGE WASHINGTON – Moffatt 1 2-4 4, Haithcock 0 5-5 5, Pietras 0 0-0 0, Adler 1 2-2 4, Schreiber 0 1-2 1, Small 0 1-1 1, Cantwell 5 2-3 12, Shapiro 0 0-0 0, Witkin 3 1-2 7, McNuff 2 1-1 5. Totals 12 15-20 39.
Halftime – North Carolina State 25, George Washington 24.

1950 Durham, N.C.

First Round, March 1, 1950

North Carolina State 67, Virginia Tech 42
Wake Forest 65, George Washington 61
Duke 53, South Carolina 41
William & Mary 50, North Carolina 43

Semifinals, March 2, 1950

North Carolina State 59, Wake Forest 53
Duke 60, William & Mary 50

Championship, March 3, 1950

North Carolina State 67, Duke 47
NORTH CAROLINA STATE – Dickey 3 0-1 6, Ranzino 12 7-8 31, Stine 1 0-0 2, Cartier 1 1-1 3, Horvath 7 4-5 18, Cook 0 0-0 0, Bubas 1 3-5 5, Harand 0 1-2 1, Terrell 0 1-2 1. Totals 25 17-24 67.
DUKE – Scarborough 3 1-4 7, Youmans 4 3-7 11, Allen 1 1-1 3, Kulpas 0 2-2 2, York 5 1-1 11, Crowder 3 0-1 6, Engberg 0 0-1 0, Fleming 2 3-3 7. Totals 18 11-20 47.
Halftime – North Carolina State 31, Duke 26.

1951 Raleigh, N.C.

First Round, March 6, 1951

North Carolina St 83, South Carolina 53
Maryland 50, Clemson 48
Duke 64, Virginia Tech 61
William & Mary 88, West Virginia 67

Semifinals, March 7, 1951

North Carolina State 54, Maryland 45
Duke 71, William & Mary 69

Championship, March 8, 1951

North Carolina State 67, Duke 63
NORTH CAROLINA STATE – Ranzino 5 4-7 14, Speight 5 4-5 14, Brandenburg 1 1-1 3, Horvath 10 5-10 25, Bubas 2 0-1 4, Terrill 2 2-2 6, Yurin 0 1-1 1, Kukoy 0 0-1 0. Totals 25 17-28 67.

DUKE – Fleming 2 5-8 9, Crowder 1 1-1 3, Johnson 2 2-2 6, Latimer 1 0-1 2, Deimling 0 2-2 2, Allen 0 0-0 0, Kulpan 0 2-2 2, Groat 11 9-13 31, York 4 0-2 8. Totals 21 21-31 63.

Halftime – North Carolina State 29, Duke 27.

1952 Raleigh, N.C.

First Round, March 6, 1952

Duke 51, Maryland 48
West Virginia 77, William & Mary 64
North Carolina State 73, Furman 68
George Washington 78, Clemson 65

Semifinals, March 7, 1952

Duke 90, West Virginia 88
North Carolina State 76, George Washington 64

Championship, March 8, 1952

North Carolina State 77, Duke 68
NORTH CAROLINA STATE – Kukoy 4 2-3 10, Thompson 6 4-5 16, Tyler 1 5-7 7, Brandenburg 0 0-0 0, Speight 5 6-11 16, Cook 1 1-1 3, Knapp 2 0-0 4, Yurin 1 2-2 4, Terrill 5 1-4 11, Gotkin 3 0-1 6. Totals 28 21-34 77.
DUKE – Janicki 6 6-6 18, Fleming 0 1-5 1, Latimer 0 1-2 1, Lacy 3 2-3 8, Crowder 1 0-0 2, Deimling 1 3-4 5, Glason 0 0-0 0, Groat 7 13-15 27, D'Emilio 2 0-1 4, Thonson 1 0-0 2. Totals 21 26-36 68.
Halftime – Duke 38, North Carolina State 35.

1953 Raleigh, N.C.

First Round, March 5, 1953

North Carolina State 86, North Carolina 54
West Virginia 91, Furman 87
Wake Forest 88, Richmond 70
Maryland 74, Duke 65

Semifinals, March 6, 1953

North Carolina State 85, West Virginia 80
Wake Forest 61, Maryland 59

Championship, March 7, 1953

Wake Forest 71, North Carolina State 70
WAKE FOREST – Williams 4 9-14 17, George 2 2-3 6, Lipstas 2 4-10 8, Davis 0 2-4 2, Hemric 5 6-8 16, DePorter 5 4-4 14, Lyles 2 4-5 8, Devos 0 0-2 0. Totals 20 31-50 71.
NORTH CAROLINA STATE – Kukoy 1 0-0 2, Speight 3 6-6 12, Tyler 2 6-7 10, Knapp 1 2-2 4, Thompson 9 8-10 26, Goss 0 3-4 3, Applebaum 1 1-1 3, Gotkin 0 0-0 0, Scheffel 2 1-3 5, Morris 1 0-1 2, Yurin 0 3-3 3. Totals 20 30-37 70.
Halftime – Wake Forest 36, North Carolina State 34.

1954 Morgantown, W.Va.

First Round, March 4, 1954

West Virginia 84, William & Mary 69
George Washington 76, Washington & Lee 64
Furman 84, Davidson 68
Richmond 84, VMI 66

Semifinals, March 5, 1954

Richmond 85, Furman 81 (OT)
George Washington 83, West Virginia 74

Championship, March 6, 1954

George Washington 83, Richmond 70
RICHMOND – Daniel 0-1-2 1, Moran 6 3-5 15, Lysaght 3 2-4 8, Conner 4 2-4 10, Witt 1 2-2 4, Mills 3 7-7 13, Harrison 7 5-10 19, Poor 0 0-0 0. Totals 24 22-34 70.
GEORGE WASHINGTON – John Holup 2 4-8 8, Karver 4 2-2 10, Morrison 1 0-0 2, Joe Holup 2 6-7 10, Devlin 16 9-12 41, Klein 0 3-3 3, Ortiz 0 0-0 0, Catino 3 3-6 9. Totals 28 27-38 83.
Halftime – George Washington 42, Richmond 30.



SOCON TOURNAMENT RESULTS

1955

Richmond, Va.

First Round, March 3, 1955

Washington & Lee 97, Furman 63
West Virginia 73, VMI 66
Richmond 90, William & Mary 75
George Washington 74, Davidson 36

Semifinals, March 4, 1955

George Washington 67, Richmond 65
West Virginia 89, Washington & Lee 74

Championship, March 5, 1955

West Virginia 58, George Washington 48
GEORGE WASHINGTON – Devlin 11 2-2 24, Sweeney 0 0-0 0, Petcavich 0 8-9 8, Manning 0 1-2 1, Holup 4 0-2 8, Walowac 0 0-0 0, Goodwin 0 0-0 0, Ciriello 0 0-0 0, Vail 0 0-0 0, Klein 2 0-1 4, Catino 1 1-2 3. Totals 18 12-18 48.
WEST VIRGINIA – Hundley 10 10-16 30, Bergines 1 1-6 3, Witting 0 2-3 2, White 1 5-7 7, Spadafore 1 0-0 2, Kishbaugh 4 6-6 14. Totals 17 24-38 58.
Halftime – West Virginia 28, George Washington 23.

1956

Richmond, Va.

First Round, March 1, 1956

Washington & Lee 63, George Washington 60
West Virginia 59, Davidson 53
Richmond 79, William & Mary 62
Furman 84, Virginia Tech 70

Semifinals, March 2, 1956

Richmond 65, Washington & Lee 56
West Virginia 77, Furman 74

Championship, March 3, 1956

West Virginia 58, Richmond 56
RICHMOND – Lysaght 10 6-6 26, Peschel 4 3-6 11, Daniel 0 0-0 0, Adkins 2 2-2 6, Harrison 0 7-8 7, Mitchell 1 4-5 6, Morris 0 0-0 0. Totals 17 22-27 56.
WEST VIRGINIA – Bergines 1 2-2 4, Mullins 2 1-2 5, Hundley 10 6-6 26, Witting 1 0-0 2, Sharrar 3 1-5 7, Kishbaugh 1 0-1 2, Vincent 5 2-2 12, Gardner 0 0-1 0. Totals 23 12-19 58.
Halftime – West Virginia 35, Richmond 30.

1957

Richmond, Va.

First Round, March 7, 1957

West Virginia 71, Davidson 51
Washington & Lee 85, The Citadel 62
Richmond 90, Furman 71
Virginia Tech 64, William & Mary 56

Semifinals, March 8, 1957

West Virginia 83, Richmond 62
Washington & Lee 68, Virginia Tech 54

Championship, March 9, 1957

West Virginia 67, Washington & Lee 52
WASHINGTON & LEE – Strick 1 2-2 4, Lassman 0 0-0 0, Hoss 4 0-1 8, Marshall 8 3-5 19, Flora 7 4-4 18, Smith 1 1-2 3, McPherson 0 0-0 0, Surface 0 0-0 0. Totals 21 10-14 52.
WEST VIRGINIA – Hundley 9 6-6 24, Smith 6 2-4 14, Sharrar 5 6-9 16, Kishbaugh 2 1-2 5, Vincent 2 4-6 8, Gardner 0 0-0 0. Totals 24 19-27 67.
Halftime – Washington & Lee 30, West Virginia 28.

1958

Richmond, Va.

First Round, March 6, 1958

Richmond 63, The Citadel 59
George Washington 73, Furman 59
West Virginia 91, Davidson 61
William & Mary 79, Virginia Tech 61

Semifinals, March 7, 1958

West Virginia 81, Richmond 70
William & Mary 57, George Washington 56

Championship, March 8, 1958

West Virginia 74, William & Mary 58
WEST VIRGINIA – Smith 4 6-7 14, West 4 1-4 9, Sharrar 3 6-8 12, Gardner 5 6-9 16, Retton 1 0-0 2, Akers 5 2-3 12, Bolyard 2 2-2 6, Goode 0 1-4 1, Clousson 1 0-0 2, Eddy 0 0-1 0, Schertzinger 0 0-0 0. Totals 25 24-38 74.
WILLIAM & MARY – Lange 5 9-12 19, Vaughan 0 2-2 2, Cohen 2 2-4 6, Engelken 4 4-5 12, Farrington 2 1-4 5, Cornell 1 2-2 4, Sanders 2 4-7 8, Goldstein 1 0-0 2, McCray 0 0-0 0, Darrow 0 0-0 0. Totals 17 24-36 58.
Halftime – West Virginia 32, William & Mary 22.

1959

Richmond, Va.

First Round, Feb. 26, 1959

William & Mary 87, Richmond 69
The Citadel 93, Furman 88
West Virginia 100, Davidson 65
George Washington 85, Virginia Tech 67

Semifinals, Feb. 27, 1959

West Virginia 85, William & Mary 82
The Citadel 53, George Washington 52

Championship, Feb. 28, 1959

West Virginia 85, The Citadel 66
WEST VIRGINIA – West 10 7-8 27, Akers 1 2-4 4, Clousson 0 1-1 1, Smith 3 0-2 6, Bolyard 4 3-6 11, Retton 3 0-0 6, Patrone 9 2-3 20, Ritchie 4 2-3 10. Totals 34 17-27 85.
THE CITADEL – Graves 6 1-1 13, Musselman 3 1-3 7, Blackledge 1 3-3 5, Wherry 2 2-2 6, Jones 7 3-3 17, Buchanan 1 0-0 2, Elliott 3 0-2 6, Wehrmeister 2 2-4 6, Weeks 2 0-1 4, Records 0 0-0 0. Totals 27 12-19 66.
Halftime – West Virginia 39, The Citadel 33.

1960

Richmond, Va.

First Round, Feb. 25, 1960

Virginia Tech 78, Richmond 58
West Virginia 90, VMI 83
George Washington 74, The Citadel 60
William & Mary 82, Furman 74

Semifinals, Feb. 26, 1960

Virginia Tech 88, George Washington 52
West Virginia 117, William & Mary 83

Championship, Feb. 27, 1960

West Virginia 82, Virginia Tech 72
VIRGINIA TECH – Ayersman 2 1-4 5, Rice 2 2-3 6, Smith 5 4-7 14, Mills 3 4-6 10, Keller 10 5-6 25, Blake 5 0-0 10, Shepherd 0 0-0 0, Fleischman 0 2 2 2. Totals 27 18-28 72.
WEST VIRGINIA – West 4 6-8 14, Ritchie 4 2-4 10, Akers 3 3-3 9, Patrone 6 5-6 17, Warren 8 2-2 18, Posch 1 3-3 5, Miller 4 1-1 9, Ward 0 0-0 0. Totals 30 22-27 82.
Halftime – Virginia Tech 38, West Virginia 36.

1961

Richmond, Va.

First Round, March 2, 1961

The Citadel 70, Richmond 66
West Virginia 89, VMI 71
William & Mary 86, Furman 84 (3 OT)
George Washington 84, Virginia Tech 83

Semifinals, March 3, 1961

George Washington 94, The Citadel 87
William & Mary 88, West Virginia 76

Championship, March 4, 1961

George Washington 93, William & Mary 82
GEORGE WASHINGTON – Ardell 2 4-4 8, Markowitz 6 4-6 20, Ingram 5 1-4 11, Feldman 16 13-20 45, Norton 4 1-1 9, Usiskin 0 0-0 0, Schweickhardt 0 0-0 0. Totals 35 23-35 93.

WILLIAM & MARY – Vaughan 5 1-2 11, Gooding 2 4-4 8, Cohen 12 14-21 38, Beryey 4 1-1 9, Roberts 3 6-8 12, Dickerson 1 0-0 2, Cowley 0 0-0 0, Harris 1 0-0 2, Woollum 0 0-0 0, Corns 0 0-0 0, Hume 0 0-0 0. Totals 28 26-36 82.
Halftime – George Washington 44, William & Mary 41.

1962

Richmond, Va.

First Round, March 1, 1962

George Washington 85, Davidson 81
VMI 76, Furman 61
West Virginia 97, Richmond 75
Virginia Tech 101, The Citadel 83

Semifinals, March 2, 1962

West Virginia 86, George Washington 73
Virginia Tech 70, VMI 66

Championship, March 3, 1962

West Virginia 88, Virginia Tech 72
VIRGINIA TECH – Keller 3 1-4 7, Pardue 6 4-7 16, Benfield 2 3-5 7, Alvis 7 3-5 17, Quesinberry 4 0-0 8, Melear 3 6-7 12, Jacobs 0 2-3 2, Fleischman 1 0-0 2, Cahill 0 0-0 0, Adams 0 1-2 1, Vicars 0 0-0 0. Totals 26 20-33-72.
WEST VIRGINIA – Thorn 7 1-2 15, Ward 6 5-6 17, Lowry 6 4-6 16, Catlett 6 0-1 12, Weir 5 7-9 17, Wolfe 1 0-0 2, Schuck 3 2-5 8, Bode 0 0-0 0, McWilliams 0 1-2 1. Totals 34 20-31 88.
Halftime – West Virginia 38, Virginia Tech 18.

1963

Richmond, Va.

First Round, Feb. 28, 1963

Furman 57, George Washington 54
Davidson 108, VMI 71
West Virginia 75, Richmond 44
Virginia Tech 74, William & Mary 72

Semifinals, March 1, 1963

Davidson 75, Virginia Tech 67
West Virginia 81, Furman 63

Championship, March 2, 1963

West Virginia 79, Davidson 74
DAVIDSON – Jarman 8 7-8 23, Holland 6 2-3 14, Hetzel 7 7-7 21, Teague 1 6-6 8, Davidson 1 0-0 2, Evans 1 0-1 2, Beerman 2 0-1 4, Marcon 0 0-0 0. Totals 26 22-26 74.
WEST VIRGINIA – Catlett 1 2-2 4, Wolfe 1 1-2 3, Lowry 7 6-8 20, Thorn 8 6-7 22, McCormick 6 7-8 19, Lentz 0 4-4 4, Maphis 0 2-2 2, Shuck 0 0-0 0, Weir 1 1-1 3, Ray 0 2-2 2. Totals 24 31-36 79.
Halftime – West Virginia 46, Davidson 46.

1964

Charlotte, N.C.

First Round, Feb. 27, 1964

West Virginia 85, William & Mary 73
Davidson 91, The Citadel 62
VMI 77, Furman 73
George Washington 64, Virginia Tech 62

Semifinals, Feb. 28, 1964

VMI 82, Davidson 81
George Washington 88, West Virginia 80

Championship, Feb. 29, 1964

VMI 61, George Washington 56
VMI – Gausepohl 1 2-4 4, Schmaus 9 1-2 19, Watson 5 3-3 13, Blair 3 3-5 9, Kruszewski 5 4-7 14, Guy 0 2-2 2, Prosser 0 0-0 0. Totals 23 15-23 61.
GEORGE WASHINGTON – Legins 0 3-3 3, Aruscavage 2 2-4 6, Adamitis 9 2-3 20, Duques 4 1-1 9, Clard 6 0-0 12, Farrell 2 0-0 4, Mallis 0 2-2 2, Russart 0 0-0 0. Totals 23 10-13 56.
Halftime – George Washington 32, VMI 29.

#SoConHoops

SOCON TOURNAMENT RESULTS



1965 Charlotte, N.C.

First Round, Feb. 25, 1965
West Virginia 94, George Washington 83
Davidson 86, VMI 73
Virginia Tech 103, Richmond 63
William & Mary 68, The Citadel 60

Semifinals, Feb. 26, 1965
West Virginia 74, Davidson 72 (OT)
William & Mary 70, Virginia Tech 59

Championship, Feb. 27, 1965
West Virginia 70, William & Mary 67 (2OT)
WILLIAM & MARY – Walter 1 0-1 2, Morris 10 4-5 24, Pomeroy 4 1-1 9, Paffrath 3 0-1 6, Wenk 8 7-9 23, Es-kay 1 1-2 3, Mitchell 0 0-0 0. Totals 27 13-19 67.
WEST VIRGINIA – Lentz 8 0-1 16, Maphis 3 3-3 9, Camp 5 8-8 18, Quertinmont 2 6-9 10, Leshner 5 3-3 13, Palmer 1 0-0 2, Shaffer 1 0-0 2. Totals 25 20-24 70.
Halftime – William & Mary 32, West Virginia 28
Regulation – West Virginia 54, William & Mary 54.
First overtime – West Virginia 63, William & Mary 63.

1966 Charlotte, N.C.

First Round, Feb. 24, 1966
Richmond 76, East Carolina 74
Davidson 79, The Citadel 61
West Virginia 95, VMI 80
William & Mary 78, Furman 73

Semifinals, Feb. 25, 1966
Davidson 85, Richmond 65
West Virginia 64, William & Mary 50

Championship, Feb. 26, 1966
Davidson 80, West Virginia 69
WEST VIRGINIA – Leshner 1 1-2 3, Reaser 2 0-0 4, Head 5 2-5 12, Williams 6 6-6 18, Cavacini 5 2-2 12, Ryczaj 4 4-5 12, Shaffer 3 0-0 6, Holmes 1 0-0 2. Totals 27 15-20 69.
DAVIDSON – Snyder 10 7-8 27, Youngdale 4 2-3 10, Knowles 10 5-5 25, Lane 3 5-5 11, Squier 1 3-5 5, Leight 0 2-2 2, Hatcher 0 0-0 0, Clifton 0 0-0 0, Stone 0 0-1 0, Hyder 0 0-0 0. Totals 28 24-29 80.
Halftime – Davidson 39, West Virginia 28.

1967 Charlotte, N.C.

First Round, March 2, 1967
Richmond 100, The Citadel 98 (OT)
Davidson 64, Furman 55
West Virginia 82, East Carolina 53
William & Mary 76, George Washington 66

Semifinals, March 3, 1967
West Virginia 82, Richmond 70
Davidson 78, William & Mary 65

Championship, March 4, 1967
West Virginia 81, Davidson 65
WEST VIRGINIA – Head 9 6-6 24, Reaser 7 8-8 22, Benfield 3 1-6 7, Holmes 1 2-2 4, Williams 8 1-4 17, Ludwig 2 1-2 5, Grimm 0 0-0 0, Hale 0 0-0 0, Penrod 0 0-0 0, Seafert 0 0-0 0, Lewis 1 0-0 2, Harvard 0 0-0 0. Totals 31 19-28 81.
DAVIDSON – O'Neill 0 2-2 2, Youngdale 0 1-3 1, Knowles 6 1-2 13, Huckel 9 10-14 28, Moser 2 2-2 6, Dickens 0 0-0 0, Spann 3 5-6 11, Pickens 2 0-0 4. Totals 22 21-29 65.
Halftime – West Virginia 32, Davidson 20.

1968 Charlotte, N.C.

First Round, Feb. 29, 1968
Davidson 107, William & Mary 68
West Virginia 76, East Carolina 71
Furman 62, VMI 52
Richmond 100, The Citadel 88 (OT)

Semifinals, March 1, 1968
West Virginia 102, Richmond 81
Davidson 79, Furman 63

Championship, March 2, 1968
Davidson 87, West Virginia 70
DAVIDSON – Cook 6 2-2 14, Kroll 3 6-7 12, Maloy 6 11-13 23, Huckel 5 1-3 11, Moser 5 1-2 11, O'Neill 1 3-4 5, Knowles 5 1-1 11, Pickens 0 0-0 0, Youngdale 0 0-0 0, DeMoisey 0 0-0 0, Crosswhite 0 0-0 0, Postma 0 0-2 0. Totals 31 25-34 87.
WEST VIRGINIA – Reaser 4 3-3 11, Hummell 7 3-4 17, Bailey 6 1-3 13, Holmes 1 0-0 2, Williams 5 2-2 12, Ludwig 5 1-1 11, Penrod 0 0-1 0, Lewis 0 0-1 0, Hale 1 0-1 2, Porter 0 0-0 0, Grimm 0 0-0 0, Harvard 0 2-2 2. Totals 29 12-18 70.
Halftime – Davidson 47, West Virginia 24.

1969 Charlotte, N.C.

First Round, Feb. 27, 1969
George Washington 90, The Citadel 73
Richmond 66, Furman 64
Davidson 99, VMI 75
East Carolina 48, William & Mary 35

Semifinals, Feb. 28, 1969
East Carolina 84, George Washington 79
Davidson 97, Richmond 83

Championship, March 1, 1969
Davidson 102, East Carolina 76
DAVIDSON – Kroll 6 7-8 19, Cook 5 8-8 18, Maloy 8 9-12 25, Huckel 6 4-5 16, Moser 2 0-0 4, Crosswhite 1 4-5 6, O'Neill 3 0-1 6, Kirley 3 0-0 6, D. Postma 0 0-1 0, Orsbon 0 0-0 0, Stelzer 0 0-0 0, J. Postma 1 0-0 2. Totals 35 32-40 102.
EAST CAROLINA – Kier 2 3-3 7, Gregory 5 0-0 10, Modlin 7 5-6 19, Thompson 3 4-5 10, Miller 6 3-3 15, Williams 0 0-0 0, Lindfelt 0 0-0 0, Collins 0 0-0 0, McKillop 1 1-2 3, Dunn 6 0-1 12, Haubeneiser 0 0-0 0, Kiernan 0 0-0 0. Totals 30 16-20 76.
Halftime – Davidson 41, East Carolina 29.

1970 Charlotte, N.C.

First Round, Feb. 27, 1970
Davidson 72, VMI 46
Richmond 75, East Carolina 73
William & Mary 82, Furman 67
George Washington 66, The Citadel 64

Semifinals, Feb. 28, 1970
Davidson 78, William & Mary 54
Richmond 77, George Washington 69

Championship, March 1, 1970
Davidson 81, Richmond 61
DAVIDSON – Adrian 7 4-4 18, Kroll 8 6-6 22, Maloy 5 3-4 13, Cook 5 6-6 16, Kirley 1 0-0 2, Stelzer 0 0-0 0, Minkin 1 0-3 2, DeMoisey 0 0-0 0, J. Postma 1 1-3 3, Strong 0 0-1 0, Pierce 0 0-0 0, D. Postma 2 1-2 5. Totals :30 21-29-81.
RICHMOND – Forster 2 0-0 4, Frazier 4 3-3 11, Hewitt 9 2-4 20, Welch 0 0-0 0, Bushkar 4 2-2 10, Owen 3 3-3 9, Greenway 1 3-4 5, Eisner 0 0-0 0, Wiseman 0 2-2 2, Earle 0 0-0 0. Totals 28 15-18 61.
Halftime – Davidson 38, Richmond 25.

1971 Charlotte, N.C.

First Round, March 4, 1971
Richmond 69, East Carolina 67
Furman 95, The Citadel 82
William & Mary 69, VMI 65

Semifinals, March 5, 1971
Furman 83, Davidson 79
Richmond 66, William & Mary 64

Championship, March 6, 1971
Furman 68, Richmond 61
FURMAN – Jackson 9 5-7 23, Selvy 0 0-0 0, Cockrum 1 1-3 3, Dougherty 0 0-0 0, Ehlmann 0 0-0 0, Campbell 0 0-0 0, Martin 7 5-8 19, Hunt 0 0-0 0, Thomas 3 1-2 7, Newman 0 0-0 0, Collier 4 4-5 12, Livesay 0 0-0 0, Whitener 1 2-4 4. Totals 25 11-19 68.
RICHMOND – Eisner 0 1-2 1, Anastasio 8 1-2 17, Hatcher 0 1-1 1, Welch 0 0-0 0, Amann 7 2-4 16, Ry-finski 7 3-5 17, Dausos 0 0-0 0, Hewitt 3 3-5 9. Totals 25 11-19 61.
Halftime – Furman 33, Richmond 27

1972 Greenville, S.C.

First Round, March 2, 1972
Furman 126, VMI 80
Davidson 87, Appalachian State 77
William & Mary 98, Richmond 82
East Carolina 80, The Citadel 71

Semifinals, March 3, 1972
Furman 93, William & Mary 74
East Carolina 81, Davidson 77

Championship, March 4, 1972
East Carolina 77, Furman 75 (OT)
EAST CAROLINA – Faber 4 4-6 12, Franklin 3 1-2 7, Fairley 6 1-4 13, Quash 6 6-7 18, Owens 2 4-5 8, Peszko 0 0-0 0, Crouse 0 0-0 0, Pope 5 2-3 12, White 3 1-1 7. Totals 29 19-28 77.
FURMAN – Jackson 0 2-2 2, Clark 0 0-0 0, Bierly 3 3-4 9, Hunt 6 11-12 23, Simpson 15 6-9 36, Kelley 0 4-4 4, Dougherty 0 0-0 0, Brenizer 0 0-0 0, Collier 0 1-1 1. Totals 24 27-32 75.
Halftime – East Carolina 36, Furman 33.
Regulation – East Carolina 66, Furman 66.

1973 Richmond, Va.

First Round, March 1, 1973
Davidson 88, VMI 77
East Carolina 96, Richmond 62
William & Mary 97, The Citadel 72
Furman 101, Appalachian State 68

Semifinals, March 2, 1973
Davidson 79, William & Mary 76
Furman 68, East Carolina 60

Championship, March 3, 1973
Furman 99, Davidson 81
FURMAN – Simpson 10 3-10 23, Mayes 10 4-5 24, Leonard 8 4-6 20, Hunt 2 0-0 4, Hill 2 0-0 4, Kelley 2 8-11 12, Lynch 4 1-2 9, Clark 0 0-2 0, Brenizer 1 0-0 2, Bierly 0 0-0 0, Dougherty 0 1-1 1. Totals – 39 21-37 99.
DAVIDSON – Dunn 7 10-12 24, T. Pecorak 2 2-2 6, Horowitz 3 4-4 10, Falconi 5 4-7 14, Sorrentino 5 0-0 10, J. Pecorak 4 2-3 10, Wagner 0 0-0 0, Powell 2 0-0 4, Parker 0 0-0 0, Gadaire 1 1-2 3. Totals – 29 23-30 81.
Halftime – Furman 48, Davidson 35.

1974 Richmond, Va.

First Round, Feb. 27-28, 1974
Richmond 69, VMI 59
Furman 75, Appalachian State 60
William & Mary 75, East Carolina 67 (2 OT)
Davidson 82, The Citadel 69

Semifinals, March 1, 1974
Richmond 86, Davidson 68
Furman 70, William & Mary 55

Championship, March 2, 1974
Furman 62, Richmond 60
FURMAN – Mayes 10 1-1 21, Lynch 3 0-1 6, Leonard 5 1-2 11, Kelley 5 4-5 14, Grimm 3 1-2 7, Hall 0 0-1 0, Bierly 1 1-2 3, Clark 0 0-0 0, Hill 0 0-1 0. Totals 27 8-15 62.

RICHMOND – Gray 5 1-4 11, Stewart 9 1-2 19, McCurdy 7 1-2 15, Catlett 0 0-0 0, Mack 4 0-0 8, Sanford 1 0-0 2, Collier 0 0-0 0, Eastman 2 1-2 5. Totals 28 4-10 60.

Halftime – Furman 28, Richmond 20.

1975

First Round, March 1, 1975

at Greenville, S.C.
Furman 75, Appalachian State 69

at Greenville, N.C.
East Carolina 78, The Citadel 66

at Richmond, Va.
VMI 85, Richmond 81

at Williamsburg, Va.
William & Mary 78, Davidson 64

Semifinals, March 5, 1975

at Greenville, S.C.
Furman 94, VMI 18

William & Mary 69, East Carolina 66

Championship, March 6, 1975

at Greenville, S.C.
Furman 66, William & Mary 55

FURMAN – Hill 2 0-0 4, Leonard 4 0-0 8, Mayes 4 2-2 10, Lynch 6 8-8 20, Hall 8 4-4 20, Green 0 0-0 0, Smith 0 0-2 0, Deal 0 0-0 0, Cottingham 1 2-2 4, Totals 25 16-18 66.

WILLIAM & MARY – Lowenhaupt 2 2-2 6, Satterthwaite 7 5-5 19, Vail 5 0-0 10, Courage 2 0-0 4, Enoch 4 0-1 8, Byrd 1 0-0 2, Kratzer 2 0-0 4, McDonough 1 0-0 2, Arbogast 0 0-0 0, Monckton 0 0-0 0, Blount 0 0-0 0, Powell 0 0-2 0. Totals 24 7-10 55.
Halftime – Furman 30, William & Mary 20.

1976

First Round, Feb. 28, 1976

at Williamsburg, Va.
William & Mary 70, Furman 57

at Lexington, Va.
VMI 71, Davidson 69

at Richmond, Va.
Richmond 82, The Citadel 69

at Greenville, N.C.
Appalachian State 79, East Carolina 72

Semifinals, March 3, 1976

at Greenville, S.C.
VMI 71, Appalachian State 64

Richmond 84, William & Mary 78

Championship, March 4, 1976

at Greenville, S.C.
VMI 41, Richmond 33

VMI – Carter 4 3-3 11, Krovic 3 4-4 10, Bynum 2 5-6 9, Montgomery 2 2-3 6, Reppart 0 0-0 0, Lombard 1 3-4 5, Borojevich 0 0-0 0. Totals 12 17-20 41.

RICHMOND – Slappy 1 0-0 2, Eastman 3 2-3 8, Morton 4 0-1 8, Butler 3 1-2 7, Sullivan 2 0-0 4, Sanford 1 0-0 2, Campbell 1 0-0 2. Totals 15 3-6 33.
Halftime – VMI 9, Richmond 8.

1977

First Round, Feb. 26, 1977

at Boone, N.C.
Appalachian State 71, Davidson 66

at Williamsburg, Va.
East Carolina 79, William & Mary 76

at Greenville, S.C.
Furman 76, The Citadel 69

Semifinals, March 1, 1977

at Roanoke, Va.
VMI 88, East Carolina 77

Appalachian State 70, Furman 64

Championship, March 2, 1977

at Roanoke, Va.
VMI 69, Appalachian State 67 (OT)

APPALACHIAN STATE – Searcy 6 2-2 14, Bowser 4 0-0 8, Hubbard 3 1-2 7, Robinson 5 4-4 14, Anderson 8 0-0 16, Gentry 3 0-0 6, Campbell 1 0-2 2, Pace 0 0-0 0. Totals 30 7-10 67.

VMI – Carter 4 1-2 9, Bynum 2 2-2 6, Montgomery 10 8-8 28, Krovic 5 8-9 18, Lombard 2 0-0 4, Borojevich 1 0-1 2, Salmund 1 0-0 2, Kelley 0 0-0 0. Totals 25 19-22 69.

Halftime – Appalachian St 33, VMI 27.

Regulation – VMI 59, Appalachian State 59.

1978

First Round, Feb. 25, 1978

at Boone, N.C.
Appalachian State 81, The Citadel 64

at Greenville, S.C.
Furman 83, Chattanooga 73

at Huntington, W.Va.
Marshall 64, Western Carolina 56

at Lexington, Va.
VMI 95, Davidson 80

Semifinals, March 3, 1978

at Roanoke, Va.
Marshall 76, VMI 71

Furman 72, Appalachian State 68

Championship, March 4, 1978

at Roanoke, Va.
Furman 69, Marshall 53

FURMAN – Arnold 5 2-2 12, Daniel 5 1-2 11, Moore 7 5-8 19, Smith 0 0-0 0, Grimm 7 6-8 20, Crowe 0 5-6 5, Harris 1 0-0 2, McKinney 0 0-0 0, Knight 0 0-0 0, Means 0 0-2 0, Butler 0 0-0 0. Totals 25 19-28 69.

MARSHALL – Young 2 2-2 6, Major 1 0-0 2, Hall 5 1-2 11, White 0 0-0 0, Gibson 4 0-0 8, Steele 1 0-0 2, Labanowski 2 0-0 4, Burtis 1 0-0 2, Novak 5 5-6 15, Hamier 0 2-2 2, Marz 0 1-3 1. Totals 21 11-15 53.
Halftime – Furman 33, Marshall 22.

1979

First Round, Feb. 24, 1979

at Greenville, S.C.
Furman 86, Chattanooga 68

at Charleston, S.C.
The Citadel 86, Davidson 79

at Cullowhee, N.C.
Western Carolina 67, Marshall 50

at Boone, N.C.
Appalachian State 73, VMI 63

Semifinals, March 3, 1979

at Roanoke, Va.
Furman 105, The Citadel 94

Appalachian State 65, Western Carolina 43

Championship, March 4, 1979

at Roanoke, Va.
Appalachian State 86, Furman 83

FURMAN – A. Daniel 13 5-6 31, McKinney 5 0-0 10, Moore 8 5-6 21, Crowe 2 0-0 4, White 1 0-0 2, Hanks 1 0-0 2, M. Daniel 4 1-1 9, Harness 2 0-0 4. Totals 36 11-13 83.

APPALACHIAN STATE – Lawrence 7 0-1 14, Payton 8 2-2 18, Hubbard 3 3-4 9, Robinson 7 12-15 26, Anderson 2 7-9 11, Fitch 1 4-5 6, Jackson 0 2-2 2. Totals 28 30-38 86.
Halftime – Appalachian State 40, Furman 34.

1980

First Round, Feb. 23, 1980

at Greenville, S.C.
Furman 87, VMI 75

at Huntington, W.Va.
Marshall 100, The Citadel 66

at Cullowhee, N.C.
Appalachian State 67, W. Carolina 66 (OT)

at Johnson City, Tenn.
ETSU 71, Chattanooga 67

Semifinals, Feb. 29, 1980

at Roanoke, Va.
Marshall 91, Appalachian State 76

Furman 93, ETSU 81

Championship, March 1, 1980

at Roanoke, Va.
Furman 80, Marshall 62

MARSHALL – Labanowski 4 1-3 9, Watson 2 0-2 4, Washington 7 1-2 15, Campbell 6 2-2 14, White 7 2-3 16, Price 2 0-1 4. Totals 28 6-13 62.

FURMAN – McKinney 1 1-2 3, White 7 2-3 16, Moore 6 4-9 16, Daniel 2 4-5 8, Hunt 9 4-6 22, Crowe 2 2-2 6, Small 3 1-2 7, Hanks 0 2-4 2. Totals 30 20-33 80.
Halftime – Marshall 36, Furman 32.

1981

First Round, Feb. 28, 1981

at Chattanooga, Tenn.
Chattanooga 89, VMI 63

at Davidson, N.C.
Marshall 90, Davidson 77

at Boone, N.C.
Appalachian State 75, Furman 71 (OT)

at Johnson City, Tenn.
Western Carolina 91, ETSU 80

Semifinals, March 6, 1981

at Roanoke, Va.
Appalachian State 77, Marshall 62

Chattanooga 79, Western Carolina 70

Championship, March 7, 1981

at Roanoke, Va.
Chattanooga 59, Appalachian State 55

APPALACHIAN STATE – Harris 0 1-2 1, Capehart 3 0-2 6, Payton 6 9-10 21, McMillian 1 2-3 4, Fitch 5 0-0 10, Jones 1 3-4 5, Hunt 0 0-0 0, Ferguson 0 0-0 0, Gant 2 4-6 8. Totals 18 19-27 55.

CHATTANOOGA – Smith 2 2-2 6, Jones 5 0-0 10, Lawrence 4 1-2 9, Morken 10 4-4 24, White 2 0-0 4, Clark 1 0-0 2, Cochran 0 0-0 0, Schoene 2 0-1 4. Totals 26 7-9 59.

Halftime – Chattanooga 34, Appalachian State 25.



Furman's Jonathan Moore is the only player to be named to the SoCon's all-conference and all-tournament teams in four consecutive seasons (1976-80).

SOCON TOURNAMENT RESULTS



1982

First Round, Feb. 27, 1982
at Chattanooga, Tenn.
Chattanooga 62, Appalachian State 52
at Cullowhee, N.C.
The Citadel 66, Western Carolina 62
at Davidson, N.C.
Davidson 74, Furman 66
at Johnson City, Tenn.
ETSU 110, Marshall 92

Semifinals, March 5, 1982
at Charleston, W.Va.
Chattanooga 70, ETSU 65
Davidson 57, The Citadel 24

Championship, March 6, 1982
at Charleston, W.Va.
Chattanooga 69, Davidson 58
DAVIDSON - K. Wilson 4-4-12, Tribus 7-0-15, Hall 6-5-17, Rowan 0-0-0, Carroll 5-0-10, McConnell 0-0-0, R. Wilson 2-0-1-4. Totals 24-9-10-58.
CHATTANOOGA - Clark 3-4-10, Schoene 9-2-3-20, Lawrence 3-0-0-6, White 3-5-5-11, Morken 3-4-4-10, McCray 0-0-0-0, Cochran 0-0-0-0, Strickland 4-4-6-12. Totals 25-19-24-69.
3-point goals - Davidson 1 (Tribus).
Halftime - Chattanooga 37, Davidson 23.

1983
Charleston, W.Va.

First Round, March 10, 1983
Chattanooga 71, Appalachian State 58
Western Carolina 86, Davidson 62
Furman 67, Marshall 60
ETSU 75, The Citadel 65

Semifinals, March 11, 1983
Chattanooga 77, Western Carolina 75 (OT)
ETSU 81, Furman 68

Championship, March 12, 1983
Chattanooga 70, ETSU 62
ETSU - Vinson 2-2-2-6, Motley 5-1-1-12, King 9-0-0-18, Quesenberry 2-3-4-7, Mikell 5-5-8-15, Reese 2-0-0-4, Stallings 0-0-0-0. Totals 25-10-13-62.
CHATTANOOGA - McCray 4-1-2-9, Wilkins 3-0-0-6, Strickland 2-3-4-7, Lawrence 3-0-0-6, White 7-0-3-17, Clark 7-3-4-17, Johnson 1-1-2-3, Oden 2-1-2-5. Totals 29-9-17-70.
3-point goals - ETSU 2 (Motley, Quensenberry); Chattanooga 3 (White 3).
Halftime - ETSU 38, Chattanooga 34.

1984
Asheville, N.C.

First Round, March 2, 1984
Marshall 78, Davidson 68
Appalachian State 82, The Citadel 77
Chattanooga 82, ETSU 50
Furman 71, Western Carolina 67

Semifinals, March 3, 1984
Marshall 97, Appalachian State 67
Chattanooga 70, Furman 57

Championship, March 4, 1984
Marshall 111, Chattanooga 107 (2OT)
CHATTANOOGA - McCray 7-1-2-15, Wilkins 10-2-3-24, Morgan 3-0-0-6, White 10-7-13-28, Strickland 7-4-5-18, Brown 2-0-0-6, Head 1-0-0-3, Hunter 0-0-0-0, Oden 1-3-4-5, Dickman 1-0-0-2. Totals 42-17-27-107.
MARSHALL - Henry 1-0-0-2, Evans 12-14-14-38, Eppes 3-2-4-8, Ervin 3-6-12-12, Wade 11-4-6-26, Nelson 2-0-0-4, Battle 1-4-4-6, Morris 0-0-0-0, Winley 0-2-2-2, Turney 4-5-7-13. Totals 37-37-49-111.
3-point goals - Chattanooga 6 (Brown 2, Wilkins 2, White, Head).
Halftime - Marshall 48, Chattanooga 33.
Regulation - Marshall 87, Chattanooga 87.
First overtime - Marshall 92, Chattanooga 92.

1985
Asheville, N.C.

First Round, March 1, 1985
Chattanooga 63, Furman 60
VMI 65, Western Carolina 63 (OT)
Marshall 83, Davidson 71
The Citadel 68, Appalachian State 62

Semifinals, March 2, 1985
VMI 71, Chattanooga 69 (OT)
Marshall 79, The Citadel 68

Championship, March 3, 1985
Marshall 70, VMI 65
VMI - Elmore 6-5-5-17, Sawyer 1-9-9-11, Herndon 4-0-0-8, Wins 6-0-0-12, Huffman 4-1-2-9, Gardner 0-0-0-0, Everhart 1-0-0-2, Dorsey 1-0-0-2, Current 2-0-0-4, Scott 0-0-0-0. Totals 25-15-16-65.
MARSHALL - Guthrie 2-0-0-4, Eppes 1-2-3-4, Richardson 1-2-2-4, Henderson 8-5-7-21, Morris 2-2-2-6, Holden 0-0-0-0, Taylor 0-3-4-3, Battle 5-2-3-12, Curry 1-0-1-2, Roberts 0-2-2-2. Totals 24-22-28-70.
Halftime - VMI 34, Marshall 33.

1986
Asheville, N.C.

First Round, Feb. 28, 1986
Chattanooga 69, The Citadel 66
Appalachian State 63, W. Carolina 62 (OT)
Davidson 71, VMI 62
ETSU 82, Marshall 80

Semifinals, March 1, 1986
Chattanooga 68, Appalachian State 57
Davidson 74, ETSU 65

Championship, March 2, 1986
Davidson 42, Chattanooga 40
DAVIDSON - Tanner 2-2-4-6, Born 4-6-9-14, McCoy 0-2-2-2, Heineman 2-2-2-6, Rucker 5-0-1-10, Niebuhr 0-0-0-0, Himes 2-0-2-4, Bego 0-0-0-0, Scott 0-0-0-0. Totals 15-12-20-42.
CHATTANOOGA - Hunter 2-3-3-7, Ivery 3-0-0-6, Fulse 2-2-3-6, Gibson 2-1-1-5, Jeter 7-0-0-14, Harris 1-0-0-2, Crank 0-0-1-0, Head 0-0-0-0. Totals 17-6-8-40.
Halftime - Davidson 23, Chattanooga 17.

1987
Asheville, N.C.

First Round, Feb. 27, 1987
Marshall 76, Appalachian State 61
Furman 85, The Citadel 78
Western Carolina 73, Chattanooga 72 (OT)
Davidson 92, VMI 63

Semifinals, Feb. 28, 1987
Marshall 77, Furman 64
Davidson 85, Western Carolina 76

Championship, March 1, 1987
Marshall 66, Davidson 64 (OT)
DAVIDSON - Tanner 4-0-0-8, Himes 8-2-3-18, Schmitt 2-0-0-4, Rucker 5-0-0-14, Heineman 6-2-2-16, Keener 0-0-0-0, Gynn 2-0-0-4. Totals 27-4-5-64.
MARSHALL - Holden 4-2-2-10, Lewis 6-2-4-15, Curry 3-0-0-6, Henderson 9-1-4-22, Humphrey 4-3-4-11, Fish 0-0-0-0, Bryson 0-2-2-2. Totals 26-10-16-66.
3-point goals - Davidson 6 (Rucker 4, Heineman 2); Marshall 4 (Henderson 3, Lewis).
Halftime - 31-31; Regulation - 57-57.

1988
Asheville, N.C.

First Round, March 4, 1988
Marshall 121, The Citadel 78
Chattanooga 83, Davidson 69
VMI 78, Furman 73
ETSU 82, Appalachian State 73

Semifinals, March 5, 1988
Chattanooga 71, Marshall 70
VMI 79, ETSU 60

Championship, March 6, 1988
Chattanooga 75, VMI 61
VMI - D. Williams 6-0-1-13, Mings 3-3-4-9, Gardner 6-1-4-13, R. Williams 11-2-3-25, Tooker 0-0-0-0, Mears 0-0-0-0, M. Williams 0-0-0-0, Dorsey 0-0-0-0, Craft 0-1-2-1, Fittz 0-0-0-0, Dowd 0-0-0-0. Totals 31-7-12-75.
CHATTANOOGA - Moon 2-2-3-6, Chandler 3-0-7-7, Fulse 8-1-1-7, Lyons 5-0-2-10, Green 5-2-3-16, Shephard 0-0-0-0, Collins 0-0-0-0, Robinson 4-0-0-0, Behrends 4-2-3-10, Spunnar 0-0-0-0. Totals 31-7-12-75.
3-point goals - VMI 2 (D. Williams, R. Williams); Chattanooga 6 (Green 4, Chandler, Robinson).
Halftime - Chattanooga 36, VMI 25.

1989
Asheville, N.C.

First Round, March 3, 1989
ETSU 93, The Citadel 89
Chattanooga 72, Western Carolina 63
Furman 81, VMI 73
Marshall 83, Appalachian State 69

Semifinals, March 4, 1989
ETSU 76, Chattanooga 73
Marshall 91, Furman 68

Championship, March 5, 1989
ETSU 96, Marshall 73
ETSU - Alvin West 6-2-2-17, Calvin Talford 8-4-6-20, Greg Dennis 5-6-6-16, Keith Jennings 5-3-4-16, Marty Story 4-0-0-8, Major Geer 2-2-2-7, Rodney Jones 0-0-0-0, Steve Cox 0-0-0-0, Lavelle Webster 1-0-0-2, Michael Woods 1-0-0-2, Chad Keller 2-4-7-8, Mark Larkey 0-0-0-0. Totals 34-21-27-96.
MARSHALL - John Humphrey 0-0-0-0, Gary Strickland 6-0-1-12, Omar Roland 3-2-5-8, John Taft 13-7-10-36, Andre Cunningham 6-0-2-12, Stan Maynard 0-0-0-0, Andy Paul Williamson 0-0-0-0, Scott Williams 0-0-0-0, Tim Dagostine 0-0-0-0, Brian Fish 1-0-0-2, Pete Brown 1-1-1-3, Jeff Sonhouse 0-0-0-0. Totals 30-10-19-73.
3-point goals - ETSU 7 (West 3, Jennings 3, Geer); Marshall 3 (Taft 3).
Halftime - ETSU 39, Marshall 37.

1990
Asheville, N.C.

First Round, March 2, 1990
VMI 83, Chattanooga 69
ETSU 75, Western Carolina 60
Furman 82, Marshall 77 (OT)
Appalachian State 86, The Citadel 71

Semifinals, March 3, 1990
ETSU 99, VMI 84
Appalachian State 79, Furman 62

Championship, March 4, 1990
ETSU 96, Appalachian State 75
APPALACHIAN STATE - Parker 9-5-8-23, Miller 6-3-4-15, Gibson 1-1-2-3, Peel 5-2-2-15, Phillips 1-1-2-4, Ward 0-0-0-0, Spurlock 5-3-5-13, Ross 0-0-0-0, Powers 1-0-0-2. Totals 28-15-23-75.
ETSU - Talford 4-1-2-11, Story 3-3-5-9, Dennis 7-10-11-24, Geer 4-0-1-11, Jennings 6-3-3-16, West 5-2-2-15, Jacobs 0-0-0-0, Pelphrey 0-0-0-0, Jones 1-0-0-2, Woods 0-2-2-2, Keller 1-2-2-4, Spears 1-0-0-2. Totals 32-23-28-96.
3-point goals - Appalachian State 4 (Peel 3, Phillips); ETSU 9 (Geer 3, West 3, Talford 2, Jennings).
Halftime - ETSU 51, Appalachian State 32.

1991
Asheville, N.C.

First Round, March 1, 1991
Appalachian State 100, VMI 72
ETSU 99, The Citadel 70
Chattanooga 84, Western Carolina 83

Semifinals, March 2, 1991
Appalachian State 100, Furman 82
ETSU 104, Chattanooga 71



SOCON TOURNAMENT RESULTS

Championship, March 3, 1991

ETSU 101, Appalachian State 82
APPALACHIAN STATE – Broderick Parker 7 2-4 16, Steve Spurlock 5 3-4 13, Tim Powers 6 5-6 17, Ed Ward 4 0-0 10, Billy Ross 8 2-2 20, Joe Sabato 0 2-2 2, Spencer Click 0 0-0 0, Jeff Williams 2 0-0 4, Jason Lutz 0 0-0 0, Bruce Falkner 0 0-0 0. Totals 32 14-18 82.

ETSU – Rodney English 6 4-7 16, Marty Story 2 4-6 8, Darell Jones 5 1-5 11, Keith Jennings 10 7-8 31, Major Geer 1 2-2 4, Eric Palmer 1 0-0 3, Alvin West 4 0-0 10, Maurice Hayes 0 0-0 0, Trazell Silvers 4 2-2 10, Loren Riddick 0 0-0 0, Calvin Talford 1 0-0 2, Jerry Pelphrey 0 6-7 6, Michael Woods 0 0-0 0. Totals 34 26-37 101.

3-point goals – Appalachian State 4 (Ross 2, Ward 2); ETSU 7 (Jennings 4, West 2, Geer).
Halftime – ETSU 56, Appalachian State 44.

1992 Asheville, N.C.

First Round, March 6, 1992

ETSU 89, The Citadel 55
Chattanooga 84, VMI 49
Marshall 83, Furman 76
Appalachian State 86, Western Carolina 69

Semifinals, March 7, 1992

ETSU 77, Appalachian State 69
Chattanooga 84, Marshall 68

Championship, March 8, 1992

ETSU 74, Chattanooga 63
CHATTANOOGA – LeVert Threats 1 1-2 3, Keith Nelson 8 1-3 17, Bart Redden 0 0-0 0, Tim Brooks 2 5-5 9, Kelly Sutton 7 4-5 21, Larry Stewart 1 1-1 3, Shane Neal 0 1-2 1, Daymond Woods 2 0-0 4, Brnadon Born 0 0-0 0, Ron Wilson 0 0-0 0, Ed Snead 2 0-0 4. Totals 23 13-18 62.

ETSU – Rodney English 5 0-2 10, Marty Story 1 0-0 2, Greg Daniels 9 9-10 28, Calvin Talford 3 4-6 12, Jason Niblett 4 1-2 10, Eric Palmer 0 1-2 1, Reece Dudley 0 0-0 0, Trazell Silvers 2 0-1 4, Loren Riddick 0 0-0 0, Jerry Pelphrey 2 2-2 7, Damian Hodge 0 0-0 0, Leslie Brunn 0 0-0 0, Robert Spears 0 0-0 0. Totals 26 17-25 74.

3-point goals – ETSU 5 (Talford 2, Dennis, Niblett, Pelphrey); Chattanooga 3 (Sutton 3).
Halftime – Chattanooga 35, ETSU 30.

1993 Asheville, N.C.

First Round, March 4, 1993

Furman 76, VMI 51
Appalachian State 84, Western Carolina 73

Quarterfinals, March 5, 1993

Chattanooga 85, Furman 69
ETSU 97, Appalachian State 84
Davidson 67, Marshall 65
Georgia Southern 72, The Citadel 41

Semifinals, March 6, 1993

Chattanooga 72, Davidson 68
ETSU 84, Georgia Southern 76 (OT)

Championship, March 7, 1993

Chattanooga 86, ETSU 75
ETSU – Trazell Silvers 3 2-2 8, Jerry Pelphrey 8 6-6 27, Darell Jones 3 0-0 6, Jason Niblett 3 0-0 6, Eric Palmer 4 3-4 14, Tony Patterson 4 1-2 9, Andy Pennington 1 0-0 3, Justin McClellan 0 2-2 2, Phil Powe 0 0-0 0, Robert Spears 0 0-0 0. Totals 26 14-16 75.
CHATTANOOGA – Brandon Born 3 0-0 6, Gary Robb 8 0-0 16, Daymond Woods 2 4-4 9, Tim Brooks 6 5-8 20, Tee Jay Jackson 7 8-10 22, Chad Copeland 4 1-1 11, Ed Snead 1 0-0 2, Bart Redden 0 1-0 0. Totals 31 18-24 86.

3-point goals – ETSU 9 (Pelphrey 5, Palmer 3, Pennington); Chattanooga 6 (Brooks 3, Copeland 2, D. Woods).
Halftime – Chattanooga 49, ETSU 30.

1994 Asheville, N.C.

First Round, March 3, 1994

Furman 75, The Citadel 70
VMI 84, Marshall 62

Quarterfinals, March 4, 1994

Chattanooga 85, Furman 81
Georgia Southern 85, Appalachian State 60
Davidson 71, VMI 61
Western Carolina 79, ETSU 78

Semifinals, March 5, 1994

Chattanooga 99, Georgia Southern 91 (OT)
Davidson 93, Western Carolina 89

Championship, March 6, 1994

Chattanooga 65, Davidson 64
DAVIDSON – Janko Narat 3 1-2 7, Brandon Williams 6 0-0 14, George Spain 5 0-1 10, Chris Alpert 1 0-0 3, Jeff Anderson 2 0-0 4, Mark Donnelly 3 1-2 9, Jason Zimmerman 1 0-0 2, Quinn Harwood 2 2-2 7, Mark McGuire 4 0-0 8. Totals 27 4-7 64.

CHATTANOOGA – Maurio Hanson 4 4-6 14, Brandon Born 3 2-2 8, Roger Smith 5 1-2 11, Gary Robb 2 3-5 7, Chad Copeland 7 2-2 21, Fred Moore 0 0-0 0, Patrick Henderson 1 0-0 2, LaMonte Woods 1 0-0 2, John Oliver 0 0-0 0. Totals 23 12-17 65.

3-point goals – Davidson 6 (Donnelly 2, Williams 2, Harwood, Alpert); Chattanooga 7 (Copeland 5, Hanson 2).
Halftime – Davidson 38, Chattanooga 35.

1995 Asheville, N.C.

First Round, March 2, 1995

Georgia Southern 94, VMI 71
Appalachian State 78, Furman 73

Quarterfinals, March 3, 1995

Chattanooga 70, Georgia Southern 66
ETSU 85, The Citadel 65
Appalachian State 93, Marshall 82
Western Carolina 78, Davidson 74

Semifinals, March 4, 1995

Chattanooga 71, ETSU 69
Western Carolina 74, Appalachian State 64

Championship, March 5, 1995

Chattanooga 63, Western Carolina 61
WESTERN CAROLINA – Tim Ford 3 0-0 7, Kevin Kullum 6 2-2 14, Scott Scholtz 1 2-2 4, Frankie King 4 9-10 18, Anquell McCollum 6 1-2 17, Scott Bradley 0 0-0 0, Ken Gibson 0 0-0 0, Johnny Scott 0 1-2 1. Totals 20 15-18 61.

CHATTANOOGA – Maurio Hanson 4 5-6 15, Brandon Born 5 6-6 17, Julian Scott 2 1-2 5, Lincoln Walters 0 0-0 0, John Oliver 2 0-0 5, Rodney Lemons 0 1-2 1, Shane Neal 0 0-0 0, Pat Henderson 2 6-9 10, Marcus Watkins 3 2-2 10. Totals 18 21-27 63.

3-point goals – Chattanooga 6 (Hanson 2, Watkins 2, Born 1, Oliver 1); Western Carolina 6 (McCollum 4, Ford 1, King 1).
Halftime – Western Carolina 31, Chattanooga 22.

1996 Greensboro, N.C.

First Round, Feb. 29, 1996

Appalachian State 75, The Citadel 57

Quarterfinals, March 1, 1996

Davidson 67, ETSU 43
Marshall 82, Chattanooga 81
Western Carolina 74, Appalachian State 66
VMI 91, Furman 89 (OT)

Semifinals, March 2, 1996

Davidson 92, Marshall 77
Western Carolina 97, VMI 93

Championship, March 3, 1996

Western Carolina 69, Davidson 60
WESTERN CAROLINA – Joe Stafford 2 2-2 10, Scott Scholtz 4 0-0 8, Kerry Wright 2 4-4 8, Joal Fleming 2 1-2 5, Anquell McCollum 3 7-9 13, William Butler 0 0-0 0, Ken Gibson 0 0-0 0, Kevin Kullum 3 6-6 12, Larry Mayo 0 2-2 2, Lazarus Chennault 0 0-0 0, Jarvis Graham 5 1-1 11. Totals 21 25-30 69.

DAVIDSON – Narcisse Ewodo 6 2-4 15, Brnadon Williams 7 1-1 17, Quinn Harwood 2 2-2 6, Chris Alpert 6 4-5 16, Ray Minlend 1 2-6 4, Mark Donnelly 0 0-0 0, Ali Ton 0 0-0 0, Jeff Anderson 1 0-0 2, Chadd Holmes 0 0-0 0, Mark McGuire 0 0-0 0. Totals 23 11-18 60.

3-point goals – Western Carolina 2 (Stafford 2); Davidson 3 (Ewodo 1, Williams 2).
Halftime – Western Carolina 39, Davidson 37.

1997 Greensboro, N.C.

First Round, Feb. 27, 1997

VMI 87, Furman 84 (OT)
Georgia Southern 68, ETSU 48

Quarterfinals, Feb. 28, 1997

Chattanooga 84, VMI 62
Davidson 83, The Citadel 61
Marshall 78, Georgia Southern 46
Appalachian State 87, Western Carolina 68

Semifinals, March 1, 1997

Chattanooga 77, Davidson 70
Marshall 84, Appalachian State 78

Championship, March 2, 1997

Chattanooga 71, Marshall 70 (OT)
MARSHALL – Von Dale Morton 5 4-4 14, John Brannen 7 4-4 21, Derrick Wright 0 0-0 0, Sidney Coles 4 0-1 8, Keith Veney 9 3-4 27, Chris Gray 0 0-0 0, Carlton King 0 0-0 0. Totals 25 11-13 70.

CHATTANOOGA – Isaac Conner 3 2-2 10, Johnny Taylor 4 4-6 14, Chris Mims 7 2-4 16, Willie Young 5 2-2 16, Wes Moore 0 0-0 0, David Phillips 1 1-3 3, Marquis Collier 4 4-4 12, Akintoye Oloko 0 0-0 0. Totals 24 15-21 71.

3-point goals – Chattanooga 8 (Conner 2, Taylor 2, Young 4); Marshall 9 (Brannen 3, Veney 6).
Halftime – Marshall 33, Chattanooga 30.
Regulation – Chattanooga 64, Marshall 64.

1998 Greensboro, N.C.

First Round, Feb. 26, 1998

Georgia Southern 57, ETSU 47
UNCG 60, Western Carolina 59

Quarterfinals, Feb. 27, 1998

Davidson 72, Georgia Southern 68
The Citadel 77, VMI 66
Chattanooga 56, UNCG 55
Appalachian State 60, Furman 58

Semifinals, Feb. 28, 1998

Davidson 68, The Citadel 59
Appalachian State 85, Chattanooga 75

Championship, March 1, 1998

Davidson 66, Appalachian State 62
APPALACHIAN STATE – Marshall Phillips 5 4-4 17, Kareem Livingston 4 0-5 8, Tyson Patterson 5 2-3 13, Blair Adderley 2 5-7 10, Tige Darner 4 2-2 12, Ian Adams 0 0-0 0, Matt McMahon 0 0-0 0, Terence Tyler 0 0-0 0, Clint Crosston 0 0-0 0, Josh Grover 1 0-0 2. Totals 21 13-21 62.

DAVIDSON – Davor Halbauer 1 0-0 3, Landry Kosmalski 3 0-2 7, Stephen Marshall 3 1-1 7, Mark Donnelly 4 2-2 13, Ali Ton 0 0-0 0, Billy Armstrong 3 3-4 10, David Burns 3 0-0 9, Chadd Holmes 0 0-0 0, Ben Ebong 6 5-8 17. Totals 23 11-17 66.

3-point goals – Davidson 9 (Donnelly 3, Burns 3, Halbauer 1, Kosmalski 1, Armstrong 1); Appalachian State 7 (Phillips 3, Darner 2, Patterson 1, Adderley 1).
Halftime – Davidson 40, Appalachian State 31.

#SoConHoops

SOCON TOURNAMENT RESULTS



1999 Greensboro, N.C.

First Round, Feb. 25, 1999

Furman 57, VMI 49
Western Carolina 67, Wofford 64
Georgia Southern 81, UNCG 78
ETSU 72, The Citadel 59

Quarterfinals, Feb. 26, 1999

College of Charleston 98, Furman 74
Western Carolina 82, Davidson 77
Appalachian State 74, Georgia Southern 65
Chattanooga 77, ETSU 65

Semifinals, Feb. 27, 1999

College of Charleston 80, Western Carolina 49
Appalachian State 94, Chattanooga 91 (2OT)

Championship, Feb. 28, 1999

College of Charleston 77, Appalachian State 67
COLLEGE OF CHARLESTON – Webber 3 0-0 6, Lumpkin 6 0-1 12, McCravy 1 4-6 6, President 3 7-7 15, Johnson 9 1-1 21, Brown 3 1-1, 7, Bolton 0 0-0 0, Thomas 3 3-4 10. Totals 28 16-20 77.
APPALACHIAN STATE – Phillips 6 5-6 18, Adderley 1 0-1 2, Holmes 5 2-2 12, Patterson 4 0-0 11, McMahon 5 1-4 15, Adams 1 0-0 2, Davis 0 0-0 0, Fritts 0 0-0 0, Alexander 1 0-0 2, Grover 2 1-2 5. Totals 25 9-15 67.
3-point goals – College of Charleston 5 (President 2, Johnson 2, Thomas 1); Appalachian State 8 (Phillips 1, Patterson 3, McMahon 4).
Halftime – Appalachian State 37, College of Charleston 30.

2000 Greenville, S.C.

First Round, March 2, 2000

(4S) Chattanooga 90, (5N) Western Carolina 75
(6S) Furman 77, (3N) UNCG 61
(4N) ETSU 85, (5S) The Citadel 71
(3S) Wofford 81, (6N) VMI 72

Quarterfinals, March 3, 2000

(1N) Appalachian State 88, (4S) Chattanooga 66
(6S) Furman 68, (2S) Georgia Southern 54
(1S) College of Charleston 65, (4N) ETSU 51
(3S) Wofford 65, (2N) Davidson 64

Semifinals, March 4, 2000

(1N) Appalachian State 60, (6S) Furman 56
(1S) College of Charleston 74, (3S) Wofford 64

Championship, March 5, 2000

(1N) Appalachian State 68, (1S) College of Charleston 56
APPALACHIAN STATE – Cedrick Holmes 1 3-4 5, Corey Cooper 4 2-2 10, Tyson Patterson 7 7-10 21, Matt McMahon 1 0-0 3, Shawn Alexander 5 1-2 11, Jonathan Butler 0 0-0 0, Rufus Leach 6 3-5 16, Buddy Davis 0 0-0 0, Josh Shehan 1 0-1 2. Totals 25 16-24 68.
COLLEGE OF CHARLESTON – Leighton Bowie 2 2-2 6, Jody Lumpkin 5 6-9 16, A.J. Harris 0 0-0 0, Jeff Bolton 3 4-4 11, James Griffin 4 0-0 11, Trey Wheless 1 0-0 2, Tyrone Nelson 2 0-0 4, Rudy Rothseiden 3 0-0 6, Pat Davis 0 0-0 0. Totals 20 12-15 56.
3-point goals – Appalachian State 2 (Leach 1, McMahon 1); College of Charleston 4 (Griffin 3, Bolton 1).
Halftime – College of Charleston 29, Appalachian St. 28.

2001 Greenville, S.C.

First Round, March 1, 2001

(4N) Davidson 60, (5S) Wofford 57
(6N) Western Carolina 67, (3S) The Citadel 57
(4S) Georgia Southern 76, (5N) VMI 59
(3N) Appalachian State 58, (6S) Furman 56

Quarterfinals, March 2, 2001

(4N) Davidson 57, (1S) College of Charleston 54
(2N) UNCG 91, (6N) Western Carolina 69
(4S) Georgia Southern 78, (1N) ETSU 64
(2S) Chattanooga 78, (3N) Appalachian State 74



UNCG's David Schuck banked in the game-winner at the buzzer as the Spartans topped Chattanooga, 67-66, in the 2001 tournament final in Greenville, S.C.

Semifinals, March 3, 2001

(2N) UNCG 73, (4N) Davidson 68
(2S) Chattanooga 84, (4S) Georgia Southern 73

Championship, March 4, 2001

(2N) UNCG 67, (2S) Chattanooga 66
CHATTANOOGA – Michael Townsend 1 0-0 2, Oliver Morton 5 1-2 11, Clyde McCully 7 5-5 19, Toot Young 7 1-1 18, Idris Harper 2 2-2 6, Bryan Richardson 0 0-0 0, Tim Parker 1 2-3 4, Diamory Sylla 0 0-0 0, Dusty Pullian 3 0-0 6. Totals 23 17-24 67.
UNCG – David Schuck 9 3-4 21, Nathan Popp 2 0-0 4, Nathan Jameson 2 4-4 10, Courtney Eldridge 3 2-4 8, Jay Joseph 4 0-0 10, Ronnie Taylor 3 8-12 14, Luke Boythe 0 0-0 0, Peter Tsampas 0 0-0 0, Sean McCarthy 0 0-0 0. Totals 26 11-13 66.
3-point goals – UNCG 4 (Jameson 2, Joseph 2); Chattanooga 3 (Young 3).
Halftime – UNCG 31, Chattanooga 27.

2002 North Charleston, S.C.

First Round, Feb. 28, 2002

(4S) The Citadel 80, (5N) VMI 70
(3N) UNCG 70, (6S) Wofford 41
(5S) Furman 65, (4N) Western Carolina 61
(3S) College of Charleston 85, (6N) Appalachian State 61

Quarterfinals, March 1, 2002

(1N) Davidson 71, (4S) The Citadel 58
(3N) UNCG 67, (2S) Chattanooga 57
(5S) Furman 73, (1S) Georgia Southern 70
(3S) College of Charleston 76, (2N) ETSU 75 (OT)

Semifinals, March 2, 2002

(1N) Davidson 68, (3N) UNCG 58
(5S) Furman 44, (3S) College of Charleston 43

Championship, March 3, 2002

(1N) Davidson 62, (5S) Furman 57
FURMAN – Zeigler 5 4-4 14, Thomas 3 0-0 6, Gonzalez 2 3-4 7, Da Luz 1 1-3 3, Foster 3 0-0 9, Ndoye 2 2-2 6, Sanders 0 0-0 0, Souchu 5 1-4 12. Totals 21 10-13 57.
DAVIDSON – Pearson 6 4-7 16, Booker 2 0-1 4, Ides 2 2-2 6, Bree 1 0-2 3, Bernard 3 3-4 9, Eho 0 0-0 0, Tonella 1 0-0 2, Anderer 7 2-3 22, White 0 0-0 0, Grace 0 0-0 0. Totals 22 11-17 62.
3-point goals – Furman 5 (Foster 3, Souchu 2); Da-

vidson 7 (Anderer 6, Bree 1)
Halftime – Furman 28, Davidson 24.

2003

North Charleston, S.C.

First Round, March 5, 2003

(5S) Georgia Southern 89, (4N) Western Carolina 81
(3S) Wofford 77, (6N) UNCG 73
(5N) VMI 62, (4S) Furman 56
(3N) Appalachian State 73, (6S) The Citadel 63

Quarterfinals, March 6, 2003

(1S) College of Charleston 67, (5S) Georgia Southern 53
(2N) ETSU 80, (3S) Wofford 75
(5N) VMI 66, (1N) Davidson 60
(2S) Chattanooga 98, (3N) Appalachian State 67

Semifinals, March 7, 2003

(2N) ETSU 65, (1S) College of Charleston 55
(2S) Chattanooga 77, (5N) VMI 58

Championship, March 8, 2003

(2N) ETSU 97, (2S) Chattanooga 90
ETSU – Jerald Fields 4 3-3 12, Zakee Wadood 7 2-5 17, Ben Rhoda 4 2-2 10, Tim Smith 9 4-5 25, James Anthony 1 2-2 4, Ryan Lawson 3 4-4 13, Isaac Potter 0 0-0 0, Brad Nuckles 5 6-6 16. Totals 33 23-27 97.
CHATTANOOGA – Ashley Champion 11 3-6 27, Aaron Morgan 1 4-4 6, Tim Parker 4 2-2 13, Ray Trowell 4 2-2 10, Jason Rogan 12 2-2 27, Alphonso Pugh 2 1-2 6, Bryan Richardson 0 0-0 0, Mike Matthews 0 1-2 1, Tim Harris 0 0-0 0, Nick Benson 0 0-0 0. Totals 34 15-20 90.
3-point goals – ETSU 8 (Smith 3, Lawson 3, Wadood 1, Fields 1); Chattanooga 7 (Parker 3, Champion 2, Pugh 1, Rogan 1)
Halftime – ETSU 48, Chattanooga 40.

2004

North Charleston, S.C.

First Round, March 3, 2004

(4S) Furman 73, (5N) Western Carolina 68
(3N) Elon 66, (6S) The Citadel 56
(5S) Wofford 85, (4N) UNCG 82
(3S) College of Charleston 71, (6N) Appalachian State 61

Quarterfinals, March 4, 2004

(1N) ETSU 94, (4S) Furman 84
(2S) Davidson 68, (3N) Elon 61
(1S) Georgia Southern 82, (5S) Wofford 69
(2N) Chattanooga 89, (3S) College of Charleston 78

Semifinals, March 5, 2004

(1N) ETSU 96, (2S) Davidson 84
(2N) Chattanooga 90, (1S) Georgia Southern 87

Championship, March 6, 2004

(1N) ETSU 78, (2N) Chattanooga 62
CHATTANOOGA – Champion 1 0-0 2; Katelynas 3 3-4 9; Brown 4 1-1 10, Trowell 1 3-4 6, Rogan 0 0-0 0, Pugh 8 3-4 20, Richardson 3 0-0 9, Matthews 0 0-0 0, Long 1 0-0 2, Walton 0 0-0 0, Anderson 2 0-0 4. Totals 23 10-13 62.
ETSU – Fields 3 1-1 8, Wadood 6 1-1 14, Rhoda 4 2-2 10, Smith 10 2-2 25, Strong 5 0-1 11, Scott 0 0-0 0, Nuckles 3 3-4 10. Totals 31 9-11 78.
3-point goals – Chattanooga 6 (Brown 1, Trowell 1, Pugh 1, Richardson 3). ETSU 7 (Fields 1, Wadood 1, Smith 3, Strong 1, Nuckles 1).
Halftime – ETSU 43, Chattanooga 35.

2005

Chattanooga, Tenn.

First Round, March 2, 2005

(4N) Elon 64, (5S) Wofford 58
(3S) Georgia Southern 69, (6N) Western Carolina 57
(5N) ETSU 87, (4S) Furman 84
(3N) Appalachian State 68, (6S) The Citadel 59

Quarterfinals, March 3, 2005

(1S) Davidson 67, (4N) Elon 53
 (2N) UNCG 73, (3S) Georgia Southern 71
 (1N) Chattanooga 77, (5N) ETSU 70
 (3N) Appalachian State 63, (2S) College of Charleston 60

Semifinals, March 4, 2005

(2N) UNCG 73, (1S) Davidson 68
 (1N) Chattanooga 57, (3N) Appalachian State 51

Championship, March 5, 2005

(1N) Chattanooga 66, (2N) UNCG 62
 UNCG – Ronnie Burrell 4 0-0 10, Kyle Hines 6 0-0 12, Dwayne Johnson 1 1-2 3, Ricky Hickman 2 8-13 13, Ray Bristow 1 2-2 5, Kevin Oleksiak 0 0-0 0, Josh Gross 7 1-2 19. Totals 21 14-21 62.
 CHATTANOOGA – Mindaugas Katelynas 4 2-2 12, Chris Brown 3 3-34 11, Charles Anderson 6 1-1 13, Steve Cherry 1 1-2 4, Casey Long 2 4-6 9, Jerice Crouch 1 0-0 2, Alphonso Pugh 5 0-0 11, Ricky Hood 1 0-0 2, A.J. Mastin 0 0-0 0, Matt Malone 1 09-0 2. Totals 24 11-15 66.
 3-point goals – Chattanooga 7 (Katelynas 2, Brown 2, Cherry 1, Long 1, Pugh 1); UNCG 6 (Gross 4, Hickman 1, Bristow 1)
 Halftime – Chattanooga 27, UNCG 19.

2006

North Charleston, S.C.

First Round, March 2, 2006

(8) Appalachian State 66, (9) Wofford 65
 (10) UNCG 69, (7) Western Carolina 65
 (11) The Citadel 65, (6) Furman 53

Quarterfinals, March 3, 2006

(8) Appalachian State 74, (1) Georgia Southern 61
 (5) Chattanooga 65, (4) College of Charleston 53
 (2) Elon 64, (10) UNCG 61 (OT)
 (3) Davidson 79, (11) The Citadel 73

Semifinals, March 4, 2006

(5) Chattanooga 78, (8) Appalachian State 75
 (3) Davidson 65, (2) Elon 58

Championship, March 5, 2006

(3) Davidson 80, (5) Chattanooga 55
 CHATTANOOGA – Steve Cherry 2 0-2 4, Charles Anderson 2 1-7 5, Keddrick Mays 5 0-0 13, Ricky Hood 4 1-1 10, Casey Long 2 3-3 7, Jerice Crouch 4 1-2 9, Omar Johnson 0 0-0 0, Zach Ferrell 0 0-0 0, Jaycen Herring 1-2 0-0 2, Nicchaeus Doaks 1 0-2 3, Khalil Hartwell 0 2-3 2. Totals 21 8-20 55.
 DAVIDSON – Thomas Sander 3 0-0 6, Ian Johnson 4 2-2 10, Matt McKillop 3 0-0 9, Kenny Grant 1 0-0 2, Brendan Winters 13 1-1 33, Jason Richards 0 0-0 0, Boris Meno 4 4-6 12, Max Paulhus Gosselin 0 0-0 0, Can Civi 0 0-0 0, John Falconi 0 0-0 0, Eric Blancett 1 0-0 2, Jason Morton 2 1-2 6, Chris Clunie 0 0-0 0, Andrew Lovedale 0 0-0 0. Totals 31 8-11 80.
 3-point goals – Chattanooga 5 (Mays 3, Hood 1, Doaks 1), Davidson 10 (McKillop 3, Winters 6, Morton 1).
 Halftime – Davidson 35, Chattanooga 20.

2007

North Charleston, S.C.

First Round, Feb. 28, 2007

(8) Chattanooga 64, (9) Wofford 55
 (7) Western Carolina 69, (10) Elon 65
 (6) Georgia Southern 62, (11) The Citadel 46

Quarterfinals, March 1, 2007

(1) Davidson 78, (8) Chattanooga 68
 (5) Furman 73, (4) UNCG 71
 (2) Appalachian State 78, (7) Western Carolina 59
 (3) College of Charleston 77, (6) Georgia Southern 66

Semifinals, March 2, 2007

(1) Davidson 91, (5) Furman 68
 (3) College of Charleston 89, (2) Appalachian State 87 (OT)

Championship, March 3, 2007

(1) Davidson 72, (3) College of Charleston 65



Alphonso Pugh (3) was one of four Chattanooga players to score in double figures as the Mocs claimed the 2005 tournament crown, 66-62 over UNCG.

COLLEGE OF CHARLESTON – Jermaine Johnson, 6 1-2 13, David Lawrence 5 0-0 13, Philip McCandies 3 1-3 8, Dontaye Draper 2 3-4 8, Marcus Hammond 1 0-0 3, Josh Jackson 4 1-2 9, Javon Parris 1 0-1 2, Tony White, Jr. 3 0-0 9, Konimba Diarra 0 0-0 0. Totals 25 6-12 65.

DAVIDSON – Stephen Curry 10 5-7 29, Boris Meno 5 3-3 14, Thomas Sander 3 2-2 8, Jason Richards 2 0-0 4, Max Paulhus Gosselin 1 0-0 3, William Archambault 3 0-0 8, Stephen Rossiter 0 0-0 0, Bryant Barr 0 3-3 3, Andrew Lovedale 1 1-2 2. Totals 25 14-17 72.
 3-point goals – College of Charleston 9 (Lawrence 3, White 3, McCandies 1, Draper 1, Hammond 1), Davidson 8 (Curry 4, Archambault 2, Meno 1, Gosselin 1)
 Halftime – Davidson 37, College of Charleston 35.

2008

North Charleston, S.C.

First Round, March 7, 2008

(8) Wofford 58, (9) Western Carolina 49
 (7) Elon 52, (10) Furman 37
 (6) College of Charleston 66, (11) The Citadel 48

Quarterfinals, March 8, 2008

(1) Davidson 82, (8) Wofford 49
 (5) UNCG 63, (4) Appalachian State 46
 (7) Elon 60, (2) Chattanooga 57
 (6) College of Charleston 87, (3) Georgia Southern 73

Semifinals, March 9, 2008

(1) Davidson 82, (5) UNCG 52
 (7) Elon 75, (6) College of Charleston 61

Championship, March 10, 2008

(1) Davidson 65, (7) Elon 49
 ELON – TJ Douglas 6-10 0-0 18; Brett James 5-15 2-2 13; Devan Carter 2-3 0-0 4; Chris Long 2-8 0-0 4; Ola Atoyebi 1-3 1-2 3; Brian Waters 1-4 1-2 3; Adam Constantine 1-1 0-0 2; Montell Watson 1-10 0-0 2. Totals 19-54 4-6 49.
 DAVIDSON – Stephen Curry 8-18 2-2 23; Thomas Sander 5-7 1-1 11; Andrew Lovedale 4-6 2-3 10; Bryant Barr 2-3 0-0 6; Boris Meno 2-3 1-2 5; Max Paulhus Gosselin 2-5 0-0 4; Jason Richards 1-8 2-3 4; Will Archambault 1-3 0-0 2; Stephen Rossiter 0-2 0-0 0. Totals 25-55 8-11 65.
 3-point goals – Elon 7 (Douglas 6; James 1), Davidson 7 (Curry 5; Barr 2).
 Halftime – Davidson 30, Elon 22.

2009

Chattanooga, Tenn.

First Round, March 6, 2009

(4S) Appalachian State 86, (5S) Georgia Southern 75
 (3S) College of Charleston 69, (6N) UNCG 56
 (5N) Elon 62, (4S) Wofford 55
 (3N) Samford 57, (6S) Furman 52

Quarterfinals, March 7, 2009

(1S) Davidson 84, (4S) Appalachian State 68
 (3S) College of Charleston 67, (2N) Western Carolina 48
 (1N) Chattanooga 79, (5N) Elon 78
 (3N) Samford 76, (2S) The Citadel 67

Semifinals, March 8, 2009

(3S) College of Charleston 59, (1S) Davidson 52
 (1N) Chattanooga 81, (3N) Samford 70

Championship, March 9, 2009

(1N) Chattanooga 80, (3S) College of Charleston 69
 COLLEGE OF CHARLESTON – Tony White Jr., 11-19 2-2 31; Andrew Goudelock 5-17 2-2 15; Marcus Hammond 2-4 0-0 6; Jeremy Simmons 2-4 1-3 5; Donovan Monroe 2-6 0-0 4; Jermaine Johnson 2-8 0-0 4; Antwaine Wiggins 2-4 0-0 4; Dustin Scott 0-3 0-0 0. Totals 26-65 5-7 69.
 CHATTANOOGA – Keyron Sheard 4-7 9-10 18; Stephen McDowell 4-12 4-4 15; Ty Patterson 4-5 1-1 12; Kevin Goffney 2-7 5-6 10; Khalil Hartwell 3-10 1-3 7; Chris Early 2-5 2-2 6; Dante Harvey 3-5 0-0 6; Nicchaeus Doaks 3-6 0-1 6. Totals 25-57 22-27 80.
 3-point goals – College of Charleston 12 (White, Jr. 7; Goudelock 3; Hammond 2), Chattanooga 8 (Patterson 3; McDowell 3; Goffney 1; Sheard 1).
 Halftime – College of Charleston 34, Chattanooga 34.

2010

Charlotte, N.C.

Bojangles Coliseum

First Round, March 5, 2010

(6N) Elon 66, (3S) Davidson 59
 (4N) UNCG 66, (5S) Furman 65
 (4S) The Citadel 55, (5N) Samford 43
 (3N) Chattanooga 82, (6S) Georgia Southern 62

Quarterfinals, March 6, 2010

(2N) Western Carolina 68, (6N) Elon 57
 (1S) Wofford 59, (4N) UNCG 47
 (1N) Appalachian State 71, (4S) The Citadel 61
 (2S) College of Charleston 96, (3N) Chattanooga 69

Time Warner Cable Arena

Semifinals, March 7, 2010

(1S) Wofford 77, (2N) Western Carolina 58
 (1N) Appalachian State 77, (2S) College of Charleston 54

Championship, March 8, 2010

(1S) Wofford 56, (1N) Appalachian State 51
 APPALACHIAN STATE – Josh Hunter 2-5 2-7 6; Isaac Butts 2-5 0-0 4; Donald Sims 2-15 4-4 9; Jeremi Booth 2-2 0-0 5; Kellen Brand 0-8 4-4 4; Ryan Abraham 3-7 3-3 11; Marcus Wright 0-0 0-0 0; Tyler Webb 0-1 0-0 0; Andre Williamson 4-6 4-6 12. Totals 15-52 17-24 51.
 WOFFORD – Tim Johnson 0-8 0-0 0; Noah Dahlman 4-12 2-2 10; Junior Salters 3-3 0-3 8; Jamar Diggs 4-12 1-2 9; Brad Loesing 0-2 1-2 1; Cameron Rundles 5-8 9-13 20; Kevin Giltner 1-4 0-0 2; Jason Dawson 0-3 0-0 0; Corey Godzinski 1-1 0-0 2; Terry Martin 1-1 2-3 4. Totals 19-54 15-25 59.
 3-point goals – Appalachian State 4 (Abraham 2; Booth 1; Sims 1), Wofford 3 (Salters 2; Rundles 1).
 Halftime – Wofford 33, Appalachian State 18.

2011

Chattanooga, Tenn.

First Round, March 4, 2011

(5N) UNCG 71, (4S) Davidson 64
 (3N) Appalachian State 65, (6S) Georgia Southern 57
 (3S) Furman 61, (6N) Samford 48
 (4N) Elon 85, (5S) The Citadel 74

SOCON TOURNAMENT RESULTS



Quarterfinals, March 5, 2011

(1N) Western Carolina 77, (5N) UNCG 66
(2S) Wofford 69, (3N) Appalachian State 56
(3S) Furman 61, (2N) Chattanooga 52
(1S) College of Charleston 78, (4N) Elon 60

Semifinals, March 6, 2011

(2S) Wofford 86, (1N) Western Carolina 72
(1S) College of Charleston 63, (3S) Furman 58

Championship, March 7, 2011

(2S) Wofford 77, (1S) College of Charleston 67
WOFFORD – Tim Johnson 4-5 1-1 9; Noah Dahlman 7-15 6-6 20; Cameron Rundles 6-12 6-7 21; Jamar Diggs 6-13 5-6 17; Brad Loesing 2-3 0-0 4; Nathan Parker 0-4 2-2 2; Kevin Giltner 1-0 0-0 0; Drew Crowell 0-0 0-0 0; Terry Martin 1-3 2-2 4. Totals 26-56 22-24 77.

COLLEGE OF CHARLESTON – Antwaine Wiggins 3-9 6-8 12; Trent Wiedeman 1-1 4-6 6; Willis Hall 1-3 0-0 2; Donovan Monroe 8-18 1-2 19; Andrew Goudelock 9-20 3-4 25; Andrew Lawrence 1-3 0-0 3; James Carlton 0-1 0-0 1; Jordan Scott 0-0-0-0. Totals 23-55 13-20 67.

3-point goals – Wofford 3 (Rundles 3). College of Charleston 8 (Goudelock 4; Monroe 3; Lawrence 1).
Halftime – College of Charleston 32, Wofford 28.

2012 Asheville, N.C.

First Round, March 2, 2012

(5N) Appalachian State 93, (4S) College of Charleston 81
(3N) Western Carolina 68, (6S) The Citadel 56
(5S) Furman 75, (4N) Samford 66
(3S) Georgia Southern 76, (6N) Chattanooga 70

Quarterfinals, March 3, 2012

(1N) UNCG 65, (5N) Appalachian State 55
(3N) Western Carolina 82, (2S) Wofford 59
(1S) Davidson 73, (5S) Furman 54
(2N) Elon 65, (3S) Georgia Southern 58

Semifinals, March 4, 2012

(3N) Western Carolina 82, (1N) UNCG 77
(1S) Davidson 82, (2N) Elon 67

Championship, March 5, 2012

(1S) Davidson 93, (3N) Western Carolina 91 (2OT)
WESTERN CAROLINA – Tawaski King 5-10 10-12 10; Keaton Cole 5-13 8-9 21; Trey Sumler 7-13 0-0 18; Harouna Mutombo 9-24 2-3 20; Brandon Boogs 1-8 0-0 3; Kenneth Hall 0-0 0-0 0; James Sinclair 3-5 0-0 8; Ishmael Hollis 0-0 0-0 0; Preston Ross 0-0 2-3 2. Totals 30-73 22-27 91.

DAVIDSON – Jake Cohen 7-9 2-2 17; De'Mon Brooks 7-15 5-5 19; JP Kuhlman 7-12 3-4 19; Nik Cochran 7-13 2-2 16; Chris Dzerapowicz 3-10 0-0 8; Tyler Kalinoski 1-4 0-0 2; Will Reigel 1-1 0-0 2; Tom Dronney 0-2 0-0 0; Clin Mann 4-4 2-3 10. Totals 37-70 14-16 93.

3-point goals – Western Carolina 9 (Sumler 4; Cole 3; Sinclair 2). Davidson 5 (Czerapowicz 2; Kuhlman 2; Cohen 1).

Halftime – Davidson 36, Western Carolina 35.

2013 Asheville, N.C.

First Round, March 8, 2013

(9) Georgia Southern 60, (8) Wofford 44
(12) Furman 55, (5) Samford 51
(10) UNCG 87, (7) Chattanooga 81
(6) Western Carolina 76, (11) The Citadel 61

Quarterfinals, March 9, 2013

(1) Davidson 86, (9) Georgia Southern 59
(4) Appalachian State 74, (12) Furman 60
(2) Elon 68, (10) UNCG 61
(3) College of Charleston 78, (6) Western Carolina 70

Semifinals, March 10, 2013

(1) Davidson 65, (4) Appalachian State 62
(3) College of Charleston 68, (2) Elon 60

Championship, March 11, 2013

(1) Davidson 74, (3) College of Charleston 55
COLL. OF CHARLESTON – Adjeji Baru 3-7 5-7 11; Anthony Thomas 3-9 0-0 6; Willis Hall 0-2 2-2 2; Andrew Lawrence 5-15 8-9 19; Anthony Stitt 3-9 2-2 9; Matt Sundberg 1-3 0-0 2; Pat Branin 0-5 0-0 0; Nori Johnson 0-2 0-0 0; Bart Benton 0-1 0-0 0; Theo Johnson 0-0 0-0 0; Trevonte Dixon 0-0 0-0 0; Trent Wiedeman 2-9 3-5 7. Totals 17-57 20-25 55.

DAVIDSON – Jake Cohen 4-7 4-6 12; De'Mon Brooks 9-14 6-9 24; JP Kuhlman 6-7 0-1 2; Nik Cochran 3-5 4-4 10; Chris Czerapowicz 3-8 0-0 7; Youssef Mejri 0-0 0-0 0; Mason Archie II 0-0 0-0 0; Tyler Kalinoski 1-2 0-0 2; Clay Tormey 0-0 0-0 0; Jordan Barham 0-0 0-1 0; Ali Mackay 0-0 0-0 0; Tom Dronney 1-6 0-0 3; Jake Belford 1-2 0-0 2; Connor Perkey 0-0 0-0 0. Totals 28-51 14-21 74.

3-point goals – College of Charleston 1 (Lawrence 1). Davidson 4 (Kuhlman 2; Czerapowicz 1; Dronney 1).

Halftime – Davidson 35, College of Charleston 26.

2014 Asheville, N.C.

First Round, March 7, 2014

(8) Samford 70, (9) Appalachian State 56
(7) Georgia Southern 65, (10) Furman 50
(11) The Citadel 86, (6) UNCG 76

Quarterfinals, March 8, 2014

(1) Davidson 77, (8) Samford 54
(5) Western Carolina 66, (4) Elon 64
(7) Georgia Southern 62, (2) Chattanooga 55
(3) Wofford 68, (11) The Citadel 51

Semifinals, March 9, 2014

(5) Western Carolina 99, (1) Davidson 97 (OT)
(3) Wofford 71, (7) Georgia Southern 57

Championship, March 10, 2014

(3) Wofford 56, (5) Western Carolina 53
WESTERN CAROLINA – Kenneth Hall 0-0 0-0 0; Tawaski King 4-11 2-2 10; Trey Sumler 3-12 2-2 9; Brandon Boggs 8-13 0-0 17; James Sinclair 4-11 0-0 9; Tom Tankelwicz 0-5 2-2 2; Mike Brown 0-1 1-2 3; Rhett Harrelson 0-0 0-0 0; Torriem Brummitt 0-1 1-2 1; Justin Browning 1-3 2-2 4. Totals 20-57 10-12 53.
WOFFORD – C.J. Neuman 4-8 1-2 9; Lee Skinner 5-10 1-3 11; Karl Cochran 8-16 2-3 23; Eric Garcia 1-5 0-0

3; Spencer Collins 0-7 3-5 3; John Swinton 0-0 0-0 0; Aerris Smith 0-1 0-0 0; Jaylen Allen 2-3 0-0 1; Justin Gordon 1-3 0-2 2. Totals 21-53 7-15 56.

3-point goals – Western Carolina 3 (Boggs 1; Sinclair 1; Sumler 1). Wofford 7 (Cochran 5; Allen 1; Garcia 1).
Halftime – Wofford 27, Western Carolina 20.

2015 Asheville, N.C.

First Round, March 6, 2015

(8) UNCG 81, (9) Samford 76
(10) Furman 73, (7) The Citadel 56

Quarterfinals, March 7, 2015

(1) Wofford 70, (8) UNCG 52
(4) Western Carolina 67, (5) ETSU 61 (OT)
(10) Furman 69, (2) Chattanooga 67
(3) Mercer 89, (6) VMI 61

Semifinals, March 8, 2015

(1) Wofford 73, (4) Western Carolina 61
(10) Furman 52, (3) Mercer 49

Championship, March 9, 2015

(1) Wofford 67, (10) Furman 64
FURMAN – Kris Acox 2-3 2-2 6; Kendrec Ferrara 4-8 2-2 10; Devin Sibley 2-6 0-0 5; Stephen Croone 5-7 3-4 14; Daniel Fowler 5-6 0-0 11; John Davis 0-5 0-0 0; Geoff Beans 5-8 0-0 15; Larry Wideman 1-3 0-0 3. Totals 24-46 7-8 64.

WOFFORD – Justin Gordon 1-2 3-4 5; Lee Skinner 6-8 5-7 17; Karl Cochran 5-13 0-0 11; Eric Garcia 4-9 3-4 15; Spencer Collins 3-12 4-4 10; John Swinton 1-3 2-2 4; Jaylen Allen 1-2 0-0 3; C.J. Neuman 1-2 0-0 2; Cameron Jackson 0-0 0-0 0. Totals 22-51 17-21 67.

3-point goals – Furman 9 (Beans 5; Croone 1; Sibley 1; Wideman 1). Wofford 6 (Garcia 4; Allen 1; Cochran 1).

Halftime – Furman 36, Wofford 36.

2016 Asheville, N.C.

First Round, March 4, 2016

(8) Samford 92, (9) VMI 85
(7) Mercer 71, (10) The Citadel 69



Wofford's Karl Cochran helped the Terriers to SoCon tournament titles in 2014 and 2015, earning Most Outstanding Player honors as a junior in 2014. He was the league's consensus player of the year the following season.

Quarterfinals, March 5, 2016

(1) Chattanooga 59, (8) Samford 54
(5) Western Carolina 88, (4) Wofford 83
(2) ETSU 81, (7) Mercer 65
(3) Furman 80, (6) UNCG 64

Semifinals, March 6, 2016

(1) Chattanooga 73, (5) Western Carolina 69
(2) ETSU 84, (3) Furman 76

Championship, March 7, 2016

(1) Chattanooga 73, (2) ETSU 67
ETSU – Isaac Banks 1-1 0-0 2; T.J. Cromer 5-13 1-2 13; Petey McClain 0-2 0-0 0; Ge'Lawn Guyn 4-11 1-2 11; Deuce Bello 3-7 1-4 9; Peter Jurkin 2-4 0-0 4; Desonta Bradford 6-13 1-1 14; A.J. Merriweather 3-5 1-2 7; Lester Wilson 2-6 1-2 7. Totals 26-62 6-13 67.
CHATTANOOGA – Chuck Ester 3-7 1-1 8; Justin Tuoyo 3-6 2-2 8; Greg Pryor 3-10 7-10 13; Eric Robertson 2-4 6-6 12; Tre' McLean 4-10 4-6 13; Dee Oldham 2-4 4-4 9; Jamal Burroughs-Cook 2-5 2-2 7; Duke Ethridge 1-4 0-0 3. Totals 20-50 26-31 73.
3-point goals – ETSU 9 (Bello 2; Cromer 2; Guyn 2; Wilson 2; Bradford 1). Chattanooga 7 (Robertson 2; Ester 1; Burroughs-Cook 1; Ethridge 1; McLean 1; Oldham 1).
Halftime – Chattanooga 38, ETSU 26.

2017 Asheville, N.C.

First Round, March 3, 2017

(9) The Citadel 78, (8) Western Carolina 72
(7) Samford 79, (10) VMI 61

Quarterfinals, March 4, 2017

(1) UNCG 76, (9) The Citadel 67
(5) Wofford 79, (4) Chattanooga 67
(7) Samford 67, (2) Furman 63
(3) ETSU 73, (6) Mercer 66

Semifinals, March 5, 2017

(1) UNCG 77, (5) Wofford 73
(3) ETSU 81, (7) Samford 72

Championship, March 6, 2017

(3) ETSU 79, (1) UNCG 74
ETSU – Hanner Mosquera-Perea 4-5 4-4 12; Tevin Glass 6-11 0-0 12; T.J. Cromer 6-13 1-11 23; Desonta Bradford 2-6 0-0 5; A.J. Merriweather 5-5 2-2 13; Devontavious Payne 1-5 0-0 2; David Burrell 2-5 0-0 5; Isaac Banks 1-2 0-0 2; Jermaine Long 1-2 2-2 5. Totals 28-53 19-19 79.
UNCG – Marvin Smith 0-3 0-0 0; James Dickey 1-3 0-0 3; R.J. White 8-13 6-8 23; Francis Alonso 7-17 9-11 28; Diante Baldwin 5-15 0-0 12; Malik Massey 0-3 0-1 0; Demetrius Troy 2-3 0-0 4; Kyrin Galloway 0-1 0-0 0; Jordy Kuiper 2-3 0-0 3. Totals 25-61 15-19 74.
3-point goals – ETSU 4 (Bradford 1; Merriweather 1; Burrell 1; Long 1). UNCG 9 (Alonso 5; Baldwin 2; White 1; Kuiper 1).
Halftime – UNCG 38, ETSU 31.

2018 Asheville, N.C.

First Round, March 2, 2018

(8) The Citadel 78, (9) VMI 70
(10) Chattanooga 89, (7) Samford 79

Quarterfinals, March 3, 2018

(1) UNCG 72, (8) The Citadel 58
(5) Wofford 73, (4) Mercer 53
(2) ETSU 77, (10) Chattanooga 59
(3) Furman 97, (6) Western Carolina 73

Semifinals, March 4, 2018

(1) UNCG 56, (5) Wofford 55
(2) ETSU 63, (3) Furman 52

Championship, March 5, 2018

(1) UNCG 62, (2) ETSU 47
ETSU – Jalan McCloud 5-12 5-7 15; Desonta Bradford 1-9 5-7 8; Mladen Armus 3-3 2-4 8; Devontavious



ETSU's T.J. Cromer earned Most Outstanding Player honors at the 2017 tournament after leading the Bucs to their first title since rejoining the league for the 2014-15 season. Cromer averaged 24.7 points per game and was 10-for-18 (55.6 percent) from 3-point range in ETSU's three tournament games.

Payne 1-5 2-2 5; David Burrell 2-4 0-0 4; Jermaine Long 1-3 0-0 3; Bo Hodges 1-8 0-0 2; Peter Jurkin 1-3 0-0 2; Kanayo Obi-Rapu 0-2 0-0 0. Totals 15-49 14-20 47.

UNCG – Demetrius Troy 5-9 0-0 13; Jordy Kuiper 4-9 3-4 13; James Dickey 3-5 3-4 9; Isaiah Miller 3-3 2-2 8; Marvin Smith 1-7 4-6 7; Malik Massey 2-2 2-2 6; Francis Alonso 2-11 1-2 6; Kyrin Galloway 0-6 0-0 0. Totals 20-52 15-20 62.

3-point goals – ETSU 3-16 (Jermaine Long 1-3; Devontavious Payne 1-4; Desonta Bradford 1-4; Bo Hodges 0-1; Kanayo Obi-Rapu 0-1; David Burrell 0-2; Jalan McCloud 0-1). UNCG 7-29 (Demetrius Troy 3-4; Jordy Kuiper 2-7; Francis Alonso 1-7; Marvin Smith 1-6; Kyrin Galloway 0-5).
Halftime – ETSU 25, UNCG 25.

2019 Asheville, N.C.

First Round, March 8, 2019

(8) VMI 96, (9) Western Carolina 83
(7) Samford 100, (10) The Citadel 71

Quarterfinals, March 9, 2019

(1) Wofford 99, (8) VMI 72
(4) ETSU 68, (5) Chattanooga 64
(2) UNCG 77, (7) Samford 70
(3) Furman 85, (6) Mercer 74

Semifinals, March 10, 2019

(1) Wofford 81, (4) ETSU 72
(2) UNCG 66, (3) Furman 62

Championship, March 11, 2019

(1) Wofford 70, (2) UNCG 58
UNCG – Francis Alonso 6-19 7-8 21; Isaiah Miller 8-9 2-5 19; Kyrin Galloway 2-7 3-3 7; James Dickey 1-4 2-2 4; Eric Hamilton 1-3 1-2 3; Angelo Allegri 1-4 0-0 2; Demetrius Troy 1-5 0-0 2; Kaleb Hunter 0-1 0-0 0; Malik Massey 0-1 0-0 0. Totals 20-53 15-21 58.
WOFFORD – Fletcher Magee 4-15 8-9 20; Nathan Hoover 5-9 8-8 20; Cameron Jackson 6-10 3-4 15; Storm Murphy 2-6 2-2 7; Keve Aluma 2-3 0-0 4; Chevez Goodwin 2-2 0-1 4; Matt Pegram 0-2 0-0 0; Donovan Theme-Love 0-1 0-0 0. Totals 21-48 21-24 70.
3-point goals – UNCG 3-16 (Francis Alonso 2-6; Isaiah Miller 1-1; Angelo Allegri 0-3; Demetrius Troy 0-2; Kaleb Hunter 0-1; Kyrin Galloway 0-3). Wof-

ford 7-23 (Fletcher Magee 4-13; Nathan Hoover 2-5; Storm Murphy 1-3; Matt Pegram 0-1; Donovan Theme-Love 0-1).
Halftime – UNCG 31, Wofford 27.

2020 Asheville, N.C.

First Round, March 6, 2020

(9) VMI 96, (8) Samford 78
(7) Wofford 93, (10) The Citadel 76

Quarterfinals, March 7, 2020

(1) ETSU 70, (9) VMI 57
(5) Western Carolina 70, (4) Mercer 56
(7) Wofford 77, (2) Furman 68
(6) Chattanooga 78, (3) UNCG 68

Semifinals, March 8, 2020

(1) ETSU 97, (5) Western Carolina 75
(7) Wofford 72, (6) Chattanooga 70

Championship, March 9, 2020

(1) ETSU 72, (7) Wofford 58
WOFFORD – Chevez Goodwin 8-8 2-4 18; Tray Hollowell 5-7 0-0 13; Storm Murphy 3-11 1-3 9; Messiah Jones 4-5 0-0 8; Nathan Hoover 2-8 2-2 7; Ryan Larson 1-7 1-2 3; Trevor Stumpe 0-6 0-0 0; Isaiah Bigelow 0-1 0-0 0. Totals 23-53 6-11 58.
ETSU – Isaiah Tisdale 5-8 10-11 24; Tray Boyd III 4-10 2-2 11; Bo Hodges 4-7 0-0 8; Joe Hugley 2-4 3-4 8; Jeromy Rodriguez 3-4 0-0 6; Patrick Good 2-3 0-0 6; Daivien Williamson 1-6 2-2 5; Lucas N'Guessan 2-3 0-0 4; Vonnie Patterson 0-2 0-0 0. Totals 23-47 17-19 72.
3-point goals – Wofford 6-25 (Tray Hollowell 3-5; Storm Murphy 2-5; Nathan Hoover 1-5; Trevor Stumpe 0-6; Isaiah Bigelow 0-1; Ryan Larson 0-3). ETSU 9-21 (Isaiah Tisdale 4-7; Patrick Good 2-3; Joe Hugley 1-3; Tray Boyd III 1-5; Daivien Williamson 1-2; Bo Hodges 0-1).
Halftime – ETSU 36, Wofford 31.

ALL-TOURNAMENT TEAMS



1923

K.P. Gatchell, Mississippi State
H.G. Perkins, Mississippi State
Bill Redd, Chattanooga
Baby Roane, Georgia Tech
Consuello Smith, Mercer

1924

Cartwright Carmichael, North Carolina
Slim Carter, Alabama
Eddie Gurr, Georgia
Monk McDonald, North Carolina
K.P. Gatchell, Mississippi State

1925

Jack Cobb, North Carolina
Ellis Henican, Tulane
Howard Holland, Virginia
Billie Iazard, Mississippi State
Henry Lind, Tulane
Edward Morgan, Tulane
Charles Wiehrs, Georgia

1926

First Team

Jack Cobb, North Carolina
Bunn Hackney, North Carolina
Earl Johnson, Mississippi
Artie Newcombe, North Carolina
H.L. Stone, Mississippi State

Second Team

William Dodderer, North Carolina
George Florence, Georgia
Nick George, Georgia Tech
Paul Jenkins, Kentucky
Nolan Richardson, Georgia

1927

First Team

Paul Dear, Virginia Tech
Walter Forbes, Georgia
George Keen, Georgia
John McCall, Vanderbilt
James Stuart, Vanderbilt

Second Team

Heinie Fair, South Carolina
George Florence, Georgia
Bunn Hackney, North Carolina
Cecil Jamison, Georgia Tech
John Purser, North Carolina

1929

Joe Croson, Duke
Frank Goodwin, North Carolina State
L.F. Haar, North Carolina State
Dewitt Laird, Mississippi
Louis McGinnis, Kentucky
Henry Palmer, Georgia
Robert Selby, Mississippi
R.S. Warren, North Carolina State
Bill Werber, Duke
Henry Young, North Carolina State

1930

First Team

Maurice Corbitt, Tennessee
Harry Councilor, Duke
Lindy Hood, Alabama
Paul McBrayer, Kentucky
Bill Werber, Duke

Second Team

Joe Croson, Duke
Bobby Dodd, Tennessee
Bill Laney, Alabama
Sandford Sanford, Georgia
Earl Smith, Alabama

1931

First Team

Louis Berger, Maryland
Louis McGinnis, Kentucky
Edward Ronkin, Maryland
Carey Spicer, Kentucky
George Yates, Kentucky

Second Team

Jake Bronston, Kentucky
Joe Croson, Duke
Mel Emmelhainz, Florida
George Garrison, Louisiana State
Tommy Reeder, Georgia

1932

First Team

Tom Alexander, North Carolina
T.W. Lumpkin, Auburn
Bill Strickland, Georgia
Virgil Weathers, North Carolina
Leroy Young, Georgia

Second Team

Louis Berger, Maryland
Wilmer Hines, North Carolina
Forrest Sale, Kentucky
Vernon Smith, Georgia
James Thompson, Duke

1933

First Team

Gilbert Clark, North Carolina State
Earl Hall, Virginia Tech
James Thompson, Duke
Bennie Tompkins, South Carolina
Freddie Tompkins, South Carolina

Second Team

Dana Henderson, South Carolina
Wilmer Hines, North Carolina
Herbert Thompson, Duke
Rufus Vincent, Maryland
Virgil Weathers, North Carolina

1934

Stewart Aitken, North Carolina
Bill Downey, VMI
Jason Glace, North Carolina
Jim McCachren, North Carolina
Ray Rex, North Carolina State
Joe Sawyers, Washington & Lee
Charles Smith, Washington & Lee
Herb Thompson, Duke
Jim Thompson, Duke
Virgil Weathers, North Carolina

1935

First Team

Stewart Aitken, North Carolina
Ivan Glace, North Carolina
Norman Iler, Washington & Lee
Jim McCachren, North Carolina
Joe Pette, Washington & Lee

Second Team

William Downey, VMI
Robert Fiel, Washington & Lee
Melvin Nelson, North Carolina
Ray Rex, North Carolina State
Charles Smith, Washington & Lee
Alex Swails, Clemson

1936

First Team

Bernie Buscher, Maryland
Norman Iler, Washington & Lee
Jim McCachren, North Carolina
Joe Pette, Washington & Lee
Bob Spessard, Washington & Lee

Second Team

Andy Bershak, North Carolina
Tom Brown, Clemson
Earl Carson, Washington & Lee
Earl Ruth, North Carolina
Vic Willis, Maryland

1937

First Team

Earl Carson, Washington & Lee
Norman Iler, Washington & Lee
Earl Ruth, North Carolina
Bob Spessard, Washington & Lee
Jim Waller, Wake Forest

Second Team

Andy Bershak, North Carolina
Connie Mac Berry, North Carolina State
Bill Mann, North Carolina State
Ken Podger, Duke
Ramsay Potts, North Carolina

1938

First Team

Earl Carson, Washington & Lee
Ed Kitchens, Clemson
George Knepley, Maryland
Banks McFadden, Clemson
Bob Spessard, Washington & Lee

Second Team

Russ Bergman, Duke
Fred Edwards, Duke
Connie Mac Berry, North Carolina State
Earl Ruth, North Carolina
Waverly Wheeler, Maryland

1939

First Team

George Dewitt, Maryland
Eddie Johnson, Maryland
George Knepley, Maryland
Banks McFadden, Clemson
Ed Swindell, Duke

Second Team

Russ Bergman, Duke
Jack Bryce, Clemson
Bill Mann, North Carolina State
Jim Rennie, North Carolina State
Jim Waller, Wake Forest

1940

First Team

George DeWitt, Maryland
George Glamack, North Carolina
Banks McFadden, Clemson
Bill Mock, Duke
Bill Sweel, Wake Forest

Second Team

Clyde Allen, Duke
Jake Burrows, The Citadel
Herb Cline, Wake Forest
Jimmy Howard, North Carolina
Glenn Price, Duke

1941

First Team

Chuck Holley, Duke
Bob Rose, North Carolina
Emil Sotnyk, VMI
Cy Valasek, Duke
Pres Westmoreland, South Carolina

Second Team

Bob Foster, VMI
George Glamack, North Carolina
Lanny Lofdahl, South Carolina
Ray Spuhler, Duke
Ed Stumpf, VMI

1942

First Team

Herb Cline, Wake Forest
Glenn Knox, William & Mary
Bones McKinney, North Carolina State
Ray Spuhler, Duke
Al Vandeweghe, William & Mary

Second Team

Cedric Loftis, Duke
Bernie Mock, North Carolina State
Jack Tabscott, North Carolina State
Pres Westmoreland, South Carolina
Matt Zunic, George Washington

1943

First Team

Bob Gantt, Duke
John Konizewski, George Washington
Cedric Loftis, Duke
Tommy Peters, Davidson
John Seward, Duke

Second Team

Gordon Carver, Duke
Joe Gallagher, George Washington
Jim Rausch, George Washington
John Shumate, The Citadel
Emil Sotnyk, George Washington

1944

First Team

Boyce Box, North Carolina
Gordon Carver, Duke
Danny Frederick, Virginia Tech
Bernie Mock, North Carolina
Bill Wright, Duke

Second Team

Harry Bushkar, Virginia Tech
John Dewell, North Carolina
Jack Fitch, North Carolina
Harry Harner, Duke
Jim Lowry, Davidson

1945

First Team

Manny Alvarez, North Carolina
Dan Buckley, Duke
Gordon Carver, Duke
Jim Jordan, North Carolina
Charles Sokol, South Carolina

Second Team

John Dillon, North Carolina
Jack Flynn, Maryland
Ed Koffenberger, Duke
Stan Magdziak, William & Mary
Bob Paxton, North Carolina

1946

First Team

Harry Bushkar, Virginia Tech
Ed Loffenberger, Duke
John Seward, Duke
Dick Whiting, Duke
Abner Williams, Wake Forest

Second Team

John Dillon, North Carolina
Joe Hinerman, Wake Forest
Jim Jordan, North Carolina
Bones McKinney, North Carolina
Deran Walters, Wake Forest

1947

First Team

Al Adams, South Carolina
Dick Dickey, North Carolina State
Pete Negley, North Carolina State
Bob Paxton, North Carolina
Jim White, North Carolina

Second Team

Ed Bartels, North Carolina State
Bill Cantwell, George Washington
Jim Hamilton, North Carolina
Leo Katkavek, North Carolina State
Barney Kreisberg, George Washington

1948

First Team

Ed Bartels, North Carolina State
Jere Bunting, William & Mary*
Leo Katkavek, North Carolina State
Bob Paxton, North Carolina
Corren Youmans, Duke

Second Team

Warren Cartier, North Carolina State
Buddy Cheek, Davidson
Dick Dickey, North Carolina State
Paul Horvath, North Carolina State
Tommy Hughes, Duke

1950

First Team

Dick Dickey, North Carolina State
Ed McMillan, William & Mary
Stan Najeway, Wake Forest
Sam Ranzino, North Carolina State*
Corren Youmans, Duke

Second Team

Dayton Allen, Duke
Vic Bubas, North Carolina State
Bill Fleming, Duke
Paul Horvath, North Carolina State
Jack Mueller, Wake Forest

1951

Dick Dickey, North Carolina State
Dick Groat, Duke*
Ed McMillan, William & Mary
Stan Najeway, Wake Forest
Corren Youmans, Duke

1952

First Team

Eddie Becker, West Virginia
Dick Groat, Duke*
Frank Selvy, Furman
Bobby Speight, North Carolina State
Mark Workman, West Virginia

Second Team

Bill Chambers, William & Mary
Nield Gordon, Furman
Bernie Janicki, Duke
Johnny Snee, Clemson
Lee Terrill, North Carolina State

1953

First Team

Nield Gordon, Furman
Dickie Hemric, Wake Forest
Frank Selvy, Furman
Gene Shue, Maryland*
Mel Thompson, North Carolina State

Second Team

Eddie Becker, West Virginia
Billy Lyles, Wake Forest
Jim Sottile, West Virginia
Bobby Speight, North Carolina State
Jack Williams, Wake Forest

1954

Walter Devlin, George Washington
Ralph Holmes, West Virginia
Joe Holup, George Washington*
Warren Mills, Richmond
Frank Selvy, Furman

1955

Walter Devlin, George Washington
Joe Holup, George Washington
Rod Hundley, West Virginia*
Walt Lysaght, Richmond
Warren Mills, Richmond

1956

Darrell Floyd, Furman
Dom Flora, Washington & Lee
Ed Harrison, Richmond
Rod Hundley, West Virginia*
Walt Lysaght, Richmond

1957

Dom Flora, Washington & Lee
Rod Hundley, West Virginia
Lee Marshall, Washington & Lee
Warren Mitchell, Richmond
Lloyd Sharrar, West Virginia*

1958

First Team

Jeff Cohen, William & Mary
Roy Lange, William & Mary
Bob Smith, West Virginia
Bill Telasky, George Washington
Jerry West, West Virginia*

Second Team

Tom Booker, Richmond
Howard McDonald, George Washington
Lloyd Sharrar, West Virginia
Don Vincent, West Virginia
Dick Wright, Furman

1959

First Team

Jeff Cohen, William & Mary
Roy Lange, William & Mary
Art Musselman, The Citadel
Lee Patrone, West Virginia
Jerry West, West Virginia*

Second Team

Ray Graves, The Citadel
Gene Guarilia, George Washington
Howard McDonald, George Washington
Byron Pinson, Furman
Chris Smith, Virginia Tech

1960

First Team

Jeff Cohen, William & Mary
Lewis Mills, Virginia Tech
Lee Patrone, West Virginia
Chris Smith, Virginia Tech
Jerry West, West Virginia*

Second Team

Willie Akers, West Virginia
Jeff Feldman, George Washington
Norm Halberstadt, VMI
Bucky Keller, Virginia Tech
Jim Warren, West Virginia

1961

First Team

Jeff Cohen, William & Mary
Gary Daniels, The Citadel
Jon Feldman, George Washington*
Dick Markowitz, George Washington
Lee Patrone, West Virginia

Second Team

Don Ardell, George Washington
Roger Bergey, William & Mary
Dick Jones, The Citadel
Chris Smith, Virginia Tech
Jerry Smith, Furman

1962

First Team

Norm Halberstadt, VMI
Bucky Keller, Virginia Tech
Howard Pardue, Virginia Tech
Rod Thorn, West Virginia*
Kenny Ward, West Virginia

Second Team

Gary Daniels, The Citadel
Jon Feldman, George Washington
Gerald Glur, Furman
Tom Lowry, West Virginia
Don Weir, West Virginia

1963

First Team

Fred Hetzel, Davidson
Bill Jarman, Davidson
Howard Pardue, Virginia Tech
Jerry Smith, Furman
Rod Thorn, West Virginia*



Duke's Dick Groat earned all-tournament honors in 1951 and 1952.

Second Team

Frank Alvis, Virginia Tech
Bob Harris, William & Mary
Tom Lowry, West Virginia
Jim McCormick, West Virginia
Barry Teague, Davidson

1964

First Team

Joe Adamitis, George Washington
Bill Blair, VMI
Mark Clark, George Washington
Fred Hetzel, Davidson*
Charlie Schmaus, VMI

Second Team

Don Davidson, Davidson
Ric Duques, George Washington
Joe Kruszewski, VMI
Tom Lowry, West Virginia
Leroy Peacock, Furman

1965

First Team

Bob Camp, West Virginia
Fred Hetzel, Davidson*
John Leshar, West Virginia
Martin Morris, William & Mary
Walter Wenk, William & Mary

Second Team

Marty Lentz, West Virginia
Ron Perry, Virginia Tech
Ben Pomeroy, William & Mary
John Prosser, VMI
Dick Snyder, Davidson

1966

First Team

Carl Head, West Virginia
Rodney Knowles, Davidson
Charlie Schmaus, VMI
Dick Snyder, Davidson*
Ron Williams, West Virginia

Second Team

John Cauacini, West Virginia
Bobby Lane, Davidson
Tim Walter, William & Mary
Spike Welsh, Richmond
Tom Youngdale, Davidson

1967

First Team

Bob Benfield, West Virginia
Carl Head, West Virginia
Wayne Huckel, Davidson
Ron Williams, West Virginia
Johnny Moates, Richmond*

Second Team

Doug Bridges, The Citadel
Tom Green, Richmond
Rodney Knowles, Davidson
Ron Panneton, William & Mary
Dave Reaser, West Virginia

1968

First Team

Carey Bailey, West Virginia
Dick Esleeck, Furman
Kenny Foster, Richmond
Mike Maloy, Davidson*
Ron Williams, West Virginia

Second Team

Doug Cook, Davidson
Wayne Huckel, Davidson
Bob Hummell, West Virginia
Jerry Kroll, Davidson
Dave Moser, Davidson

1969

First Team

Doug Cook, Davidson*
Jerry Kroll, Davidson
Mike Maloy, Davidson
Jim Modlin, East Carolina
Harold Rhyne, George Washington

Second Team

Joe Brunson, Furman
Wilton Ford, Richmond
Jim Gregory, East Carolina
Wayne Huckel, Davidson
Dave Moser, Davidson

1970

First Team

Joe Brunson, Furman
Doug Cook, Davidson*
Picot Frazier, Richmond
Jerry Kroll, Davidson
Mike Maloy, Davidson

ALL-TOURNAMENT TEAMS



Second Team

Bryan Adrian, Davidson
Frank Owen, Richmond
Bob Sherwood, William & Mary
Walt Szczerbiak, George Washington
Mike Tallent, George Washington

1971

First Team

Jim Hewitt, Richmond
Don Jackson, Furman
Tom Jasper, William & Mary
Jerry Martin, Furman*
Joe Sutter, Davidson

Second Team

Mike Anastasio, Richmond
Bernard Collier, Furman
Ben Ledbetter, The Citadel
Stan Ryfinski, Richmond
Lisco Thomas, Furman

1972

First Team

Jim Fairley, East Carolina
Russ Hunt, Furman
Ernie Pope, East Carolina
Roy Simpson, Furman*
Jeff Trammell, William & Mary

Second Team

Stan Davis, Appalachian State
John Falconi, Davidson
Jerry Fisher, William & Mary
Dave Franklin, East Carolina
Don Jackson, Furman

1973

First Team

Greg Dunn, Davidson
Fessor Leonard, Furman
Clyde Mayes, Furman*
Tom Pflugst, William & Mary
Roy Simpson, Furman

Second Team

Mike Arizin, William & Mary
Jerry Owens, East Carolina
Mike Sorrentino, Davidson
Aron Stewart, Richmond
Nicky White, East Carolina

1974

First Team

Mike Arizin, William & Mary
Greg Dunn, Davidson
Bob McCurdy, Richmond
Clyde Mayes, Furman
Aron Stewart, Richmond*

Second Team

Chuck Cordell, The Citadel
Larry Horowitz, Davidson
Bruce Grimm, Furman
Fessor Leonard, Furman
Ed Kelley, Furman

1975

First Team

Will Bynum, VMI
John Lowenhaupt, William & Mary
Craig Lynch, Furman
Clyde Mayes, Furman*
Ron Satterthwaite, William & Mary

Second Team

Robert Geter, East Carolina
Michael Hall, Furman
Larry Hunt, East Carolina
Fessor Leonard, Furman
Bob McCurdy, Richmond

1976

First Team

Jeff Butler, Richmond
Will Bynum, VMI
Ron Carter, VMI*
John Krovic, VMI
Ron Satterthwaite, William & Mary

Second Team

Calvin Bowser, Appalachian State
Kevin Eastman, Richmond
Rodney McKeever, The Citadel
Mike Morton, Richmond
Jim Strickland, Furman

1977

First Team

Ron Carter, VMI
John Krovic, VMI
Jonathan Moore, Furman
Dave Montgomery, VMI*
Tony Searcy, Appalachian State

Second Team

Walter Anderson, Appalachian State
Will Bynum, VMI
Bruce Grimm, Furman
Mel Hubbard, Appalachian State
Jim Ramsey, East Carolina
Darryl Robinson, Appalachian State

1978

First Team

Rodney Arnold, Furman
Ron Carter, VMI
Bruce Grimm, Furman
Harley Major, Marshall
Jonathan Moore, Furman*

Second Team

Al Daniel, Furman
Renaldo Lawrence, Appalachian State
Darryl Robinson, Appalachian State
Bubba Wilson, Western Carolina
Greg Young, Marshall

1979

First Team

Al Daniel, Furman
Renaldo Lawrence, Appalachian State
Jonathan Moore, Furman
Darryl Robinson, Appalachian State*
Rick Swing, The Citadel

Second Team

Mel Hubbard, Appalachian State
Randy Nesbit, The Citadel
Charles Payton, Appalachian State
Raymond Person, Western Carolina
Tom Slawson, The Citadel

1980

First Team

Michael Hunt, Furman
Ken Labanowski, Marshall
Troy Lee Mikell, ETSU
Jonathan Moore, Furman*
Greg White, Marshall

Second Team

James Campbell, Marshall
Greg Dennis, Western Carolina
John Fitch, Appalachian State
George Washington, Marshall
Ron White, Furman

1981

First Team

Ronnie Carr, Western Carolina
John Fitch, Appalachian State
Nick Morken, Chattanooga*
Charles Payton, Appalachian State
Eric Smith, Chattanooga

Second Team

Mel Daniel, Furman
Greg Dennis, Western Carolina
LaVerne Evans, Marshall
James Jones, Chattanooga
Kelvin McMillian, Appalachian State

1982

First Team

Jamie Hall, Davidson
Nick Morken, Chattanooga
Andre Motley, ETSU
Russ Schoene, Chattanooga*
Cliff Tribus, Davidson

Second Team

Felipe de las Pozas, The Citadel
Troy Lee Mikell, ETSU
Winfred Reid, ETSU
Stanford Strickland, Chattanooga
Willie White, Chattanooga

1983

First Team

Skip Clark, Chattanooga
Winfred King, ETSU
Troy Lee Mikell, ETSU
Kenny Trimier, Western Carolina
Willie White, Chattanooga*

Second Team

Felipe de las Pozas, The Citadel
Noel Gilliard, Furman
Quinton Lytle, Western Carolina
George Singleton, Furman
Regan Truesdale, The Citadel

1984

First Team

Jeff Battle, Marshall
Sam Ervin, Marshall
LaVerne Evans, Marshall*
Willie White, Chattanooga
Gerald Wilkins, Chattanooga

Second Team

Glenn Clyburn, Appalachian State
David Lawrence, Appalachian State
George Singleton, Furman
Stanford Strickland, Chattanooga
David Wade, Marshall

1985

First Team

Gay Elmore, VMI*
Jeff Guthrie, Marshall
Skip Henderson, Marshall
Regan Truesdale, The Citadel
Gerald Wilkins, Chattanooga

Second Team

Jeff Battle, Marshall
Mike Huffman, VMI
Bruce Morris, Marshall
Darren Sawyer, VMI
Cedric Wins, VMI

1986

First Team

Gerry Born, Davidson*
Carliss Jeter, Chattanooga
Derek Rucker, Davidson
Wes Stallings, ETSU
Anthony Tanner, Davidson

Second Team

Calvin Cannady, ETSU
Rod Davis, Appalachian State
Skip Henderson, Marshall
James Hunter, Chattanooga
Clifford Waddy, Western Carolina

1987

First Team

John Castile, Furman
Skip Henderson, Marshall
Jeff Himes, Davidson
Rodney Holden, Marshall
Derek Rucker, Davidson*

Second Team

Craig Burgess, The Citadel
Tom Curry, Marshall
Robert Hill, Western Carolina
Dwayne Lewis, Marshall
Floyd Showers, Western Carolina

1988

First Team

Lance Fulse, Chattanooga
Benny Green, Chattanooga*
Skip Henderson, Marshall
Damon Williams, VMI
Ramon Williams, VMI

Second Team

Greg Dennis, ETSU
Bobby Gardner, VMI
Rodney Holden, Marshall
Keith Jennings, ETSU
Morris Lyons, Chattanooga*

1989

First Team

Greg Dennis, ETSU
Keith Jennings, ETSU
John Taft, Marshall*
Calvin Talford, ETSU
Alvin West, ETSU

Second Team

Daren Chandler, Chattanooga
Andre Cunningham, Marshall
Patrick Elmore, The Citadel
Bruce Evans, Furman
Benny Green, Chattanooga
Gery Strickland, Marshall

1990

First Team

Greg Dennis, ETSU
Keith Jennings, ETSU*
Broderick Parker, Appalachian State
Kemp Phillips, Appalachian State
Damon Williams, VMI

Second Team

Bruce Evans, Furman
Sam Gibson, Appalachian State
Calvin Talford, ETSU
Alvin West, ETSU
Ramon Williams, VMI

1991

First Team

Terry Boyd, Western Carolina
Rodney English, ETSU
Keith Jennings, ETSU*
Derrick Kirce, Chattanooga
Tim Powers, Appalachian State

Second Team

Keith Nelson, Chattanooga
Broderick Parker, Appalachian State
Billy Ross, Appalachian State
Ed Ward, Appalachian State
Alvin West, ETSU

1992

First Team

Greg Dennis, ETSU*
Rodney English, ETSU
Keith Nelson, Chattanooga
Kelly Sutton, Chattanooga
Calvin Talford, ETSU

Second Team

Terry Boyd, Western Carolina
Tyrone Phillips, Marshall
Billy Ross, Appalachian State
Steve Spurlock, Appalachian State
LeVert Threats, Chattanooga

1993

First Team

Tim Brooks, Chattanooga*
Jason Niblett, ETSU
Billy Ross, Appalachian State
Daymond Woods, Chattanooga
Charlton Young, Georgia Southern

Second Team

Tee Jay Jackson, Chattanooga
Janko Narat, Davidson
Eric Palmer, ETSU
Jerry Pelphrey, ETSU
Gary Robb, Chattanooga

1994

First Team

Brandon Born, Chattanooga
Chad Copeland, Chattanooga*
Frankie King, Western Carolina
Janko Narat, Davidson
Brandon Williams, Davidson

Second Team

Dante Gay, Georgia Southern
Steve Harris, Furman
Warren Johnson, Georgia Southern
Anquell McCollum, Western Carolina
Roger Smith, Chattanooga

1995

First Team

Brandon Born, Chattanooga
Lonnie Edwards, Georgia Southern
Frankie King, Western Carolina*
Anquell McCollum, Western Carolina
Chad McClendon, Appalachian State

Second Team

Emanuel Christophe, Georgia Southern
Pat Henderson, Chattanooga
Geoff Herman, ETSU
Kevin Kullum, Western Carolina
Kareem Livingston, Appalachian State

1996

First Team

Anquell McCollum, Western Carolina*
Brandon Williams, Davidson
Junior Braswell, Appalachian State
Jason Williams, Marshall
Quinn Harwood, Davidson

Second Team

Chris Alpert, Davidson
Joel Fleming, Western Carolina
Brent Conley, VMI
Kevin Kullum, Western Carolina
Maurice Spencer, VMI

1997

First Team

John Brannen, Marshall*
Johnny Taylor, Chattanooga
Junior Braswell, Appalachian State
Willie Young, Chattanooga
Keith Veney, Marshall

Second Team

Chris Mims, Chattanooga
Sidney Coles, Marshall
Landry Kosmalski, Davidson
Chuck Vincent, Furman
Tige Darner, Appalachian State

1998

First Team

Marshall Phillips, Appalachian State
Ben Ebong, Davidson*
Stephen Marshall, Davidson
Kareem Livingston, Appalachian State
Mark Donnelly, Davidson

Second Team

David Phillips, Chattanooga
Ali Ton, Davidson
Tyson Patterson, Appalachian State
Derrick Nix, UNCG
Jamie Jenkins, The Citadel

1999

First Team

Marshall Phillips, Appalachian State*
Sedric Webber, College of Charleston
Matt McMahon, Appalachian State
Danny Johnson, College of Charleston
Jody Lumpkin, College of Charleston

Second Team

Tyson Patterson, Appalachian State
Jermel President, College of Charleston
Casey Rogers, Western Carolina
Cedrick Holmes, Appalachian State
Rashun Coleman, Chattanooga

2000

First Team

Leighton Bowie, College of Charleston
Karim Souchu, Furman
Ian Chadwick, Wofford
Jody Lumpkin, College of Charleston
Tyson Patterson, Appalachian State*

Second Team

Starzee Walker, Wofford
Stanislav Makshantsev, Furman
Landry Kosmalski, Davidson
Rufus Leach, Appalachian State
Shawn Alexander, Appalachian State

2001

First Team

Toot Young, Chattanooga*
Courtney Eldridge, UNCG
Sean Peterson, Georgia Southern
Dusty Pullian, Chattanooga
David Schuck, UNCG

Second Team

Wayne Bernard, Davidson
Kashien Latham, Georgia Southern
Jody Lumpkin, College of Charleston
Jay Joseph, UNCG
Ian Chadwick, Wofford

2002

First Team

Jeff Bolton, College of Charleston
Chris Pearson, Davidson
Peter Anderer, Davidson*
Leighton Bowie, College of Charleston
Anthony Thomas, Furman

Second Team

Courtney Eldridge, UNCG
Guilherme Da Luz, Furman
James Maye, UNCG
Emeka Egege, Davidson
Kenny Zeigler, Furman

2003

First Team

Tim Smith, ETSU*
Radee Skipworth, VMI
Ashley Champion, Chattanooga
Jason Rogan, Chattanooga
Zakee Wadood, ETSU



ETSU's Greg Dennis earned all-tournament honors four times, taking second-team distinction in 1988 and first-team honors in 1989, 1990 and 1992. The Buc won SoCon tournament titles each year from 1989-92.

Second Team

Mike Benton, College of Charleston
Shawn Hall, Appalachian State
Julius Jenkins, Georgia Southern
Tim Parker, Chattanooga
Jerald Fields, ETSU

2004

First Team

Tim Smith, ETSU*
Ashley Champion, Chattanooga
Alphonso Pugh, Chattanooga
Jerald Fields, ETSU
Zakee Wadood, ETSU

Second Team

Maleye Ndoye, Furman
Elton Nesbitt, Georgia Southern
Travis Strong, ETSU
Chris Brown, Chattanooga
Thomas Mobley, College of Charleston

2005

First Team

Mindaugas Katelnyas, Chattanooga*
Tim Smith, ETSU
Kyle Hines, UNCG
Josh Gross, UNCG
Casey Long, Chattanooga

Second Team

Brendan Winters, Davidson
Alphonso Pugh, Chattanooga
Chris Brown, Chattanooga
Ricky Hickman, UNCG
D.J. Thompson, Appalachian State

2006

First Team

J'Mel Everhart, The Citadel
Kyle Hines, UNCG
D.J. Thompson, Appalachian State
Ian Johnson, Davidson
Matt McKillop, Davidson
Brendan Winters, Davidson*

Second Team

Keddrick Mays, Chattanooga
Jeremy Clayton, Appalachian State
Charles Anderson, Chattanooga
Jerice Crouch, Chattanooga
Jermaine Johnson, College of Charleston

2007

First Team

Dontaye Draper, College of Charleston
Stephen Curry, Davidson*
Jermaine Johnson, College of Charleston
Donte Minter, Appalachian State
Jason Richards, Davidson

Second Team

Nick Aldridge, Western Carolina
Kyle Hines, UNCG
Demetrius Scott, Appalachian State
Jeremy Clayton, Appalachian State
Josh Jackson, College of Charleston

2008

First Team

Kyle Hines, UNCG
Montell Watson, Elon
Brett James, Elon
Jason Richards, Davidson
Stephen Curry, Davidson*^

Second Team

Dustin Scott, College of Charleston
Tony White Jr., College of Charleston
Thomas Sander, Davidson
Drew Gibson, Wofford
Ola Atoyebi, Elon

2009

First Team

Stephen Curry, Davidson
Bryan Friday, Samford
Kevin Goffney, Chattanooga
Stephen McDowell, Chattanooga*
Tony White Jr., College of Charleston

Second Team

Nicchaeus Doaks, Chattanooga
Dustin Scott, College of Charleston
Donald Sims, Appalachian State
Andrew Goudelock, Coll. of Charleston
Jeremy Simmons, College of Charleston
Ola Atoyebi, Elon

ALL-TOURNAMENT TEAMS



2010

First Team

Kellen Brand, Appalachian State
Donald Sims, Appalachian State
Andrew Goude-lock, Coll. of Charleston
Noah Dahlman, Wofford*
Jamar Diggs, Wofford

Second Team

Tony White Jr., College of Charleston
Ben Stywall, UNCG
Harouna Mutombo, Western Carolina
Tim Johnson, Wofford
Cameron Rundles, Wofford

2011

First Team

Andrew Goude-lock, Coll. of Charleston
Donavan Monroe, College of Charleston
Noah Dahlman, Wofford*
Jamar Diggs, Wofford
Cameron Rundles, Wofford

Second Team

Trent Wiedeman, College of Charleston
Jordan Miller, Furman
Amu Saaka, Furman
Harouna Mutombo, Western Carolina
Mike Williams, Western Carolina

2012

First Team

De'Mon Brooks, Davidson*
Jake Cohen, Davidson
JP Kuhlman, Davidson
Harouna Mutombo, Western Carolina
Trey Sumler, Western Carolina

Second Team

Jack Isenbarger, Elon
Eric Ferguson, Georgia Southern
Trevis Simpson, UNCG
Keaton Cole, Western Carolina
Tawaski King, Western Carolina

2013

First Team

Andrew Lawrence, Coll. of Charleston
Adjehi Baru, College of Charleston
Jake Cohen, Davidson
De'Mon Brooks, Davidson*
Trey Sumler, Western Carolina

Second Team

Nathan Healy, Appalachian State
Nik Cochran, Davidson
JP Kuhlman, Davidson
Lucas Troutman, Elon
Derrell Armstrong, UNCG

2014

First Team

De'Mon Brooks, Davidson
Brandon Boggs, Western Carolina
James Sinclair, Western Carolina
Karl Cochran, Wofford
Lee Skinner, Wofford*

Second Team

Ashton Moore, The Citadel
Z. Mason, Chattanooga
Tawaski King, Western Carolina
Trey Sumler, Western Carolina
Eric Garcia, Wofford

2015

First Team

Stephen Croone, Furman
James Sinclair, Western Carolina
Karl Cochran, Wofford
Spencer Collins, Wofford
Lee Skinner, Wofford*

Second Team

Kris Acox, Furman
Geoff Beans, Furman
Devin Sibley, Furman
T.J. Hallice, Mercer
Ike Nwamu, Mercer

2016

First Team

T.J. Cromer, ETSU
Ge'Lawn Guyn, ETSU
Tre' McLean, Chattanooga
Greg Pryor, Chattanooga*
Mike Brown, Western Carolina

Second Team

Desonta Bradford, ETSU
Devin Sibley, Furman
QJ Peterson, VMI
Torrior Brummitt, Western Carolina
Fletcher Magee, Wofford

2017

First Team

Desonta Bradford, ETSU
T.J. Cromer, ETSU*
Diante Baldwin, UNCG
R.J. White, UNCG
Christen Cunningham, Samford

Second Team

Devin Sibley, Furman
Francis Alonso, UNCG
James Dickey, UNCG
Wyatt Walker, Samford
Fletcher Magee, Wofford

2018

First Team

Desonta Bradford, ETSU
Jalan McCloud, ETSU
Francis Alonso, UNCG*
Demetrius Troy, UNCG
Makinde London, Chattanooga

Second Team

Zane Najdawi, The Citadel
Jordan Lyons, Furman
James Dickey, UNCG
Nathan Hoover, Wofford
Cameron Jackson, Wofford

2019

First Team

Francis Alonso, UNCG
Isaiah Miller, UNCG
Nathan Hoover, Wofford
Cameron Jackson, Wofford
Fletcher Magee, Wofford*

Second Team

Tray Boyd III, ETSU
Jordan Lyons, Furman
Matt Rafferty, Furman
James Dickey, UNCG
Bubba Parham, VMI

2020

First Team

Tray Boyd III, ETSU
Isaiah Tisdale, ETSU*
Daivien Williamson, ETSU
Ramon Vila, Chattanooga
Chevez Goodwin, Wofford

Second Team

Kaelon Harris, The Citadel
Isaiah Miller, UNC Greensboro
Carlos Dotson, Western Carolina
Mason Faulkner, Western Carolina
Storm Murphy, Wofford

* Most Outstanding Player
^ unanimous selection



Samford's Bryan Friday earned first-team all-tournament honors in 2009 after helping the Bulldogs to the semifinals in their first season in the league.

Individual

Game

- Most points** – 55, Skip Henderson (Marshall) vs. The Citadel, 3/4/88
- Most field goals** – 20, Skip Henderson (Marshall) vs. The Citadel, 3/4/88
- Most field-goal attempts** – 38, Darrell Floyd (Furman) vs. Virginia Tech, 3/1/56
- Most 3-point field goals** – 9, Skip Henderson (Marshall) vs. The Citadel, 3/4/88; T.J. Cromer (ETSU) vs. Samford, 3/5/17
- Most 3-point field-goal attempts** – 14, Skip Henderson (Marshall) vs. The Citadel, 3/4/88; Shawn Hall (Appalachian State) vs. College of Charleston, 2/28/02; Bubba Parham (VMI) vs. Wofford, 3/9/19
- Most free throws** – 19, Greg Dennis (Western Carolina) vs. Appalachian State 2/23/80
- Most free-throw attempts** – 22, Joe Holup (George Washington) vs. West Virginia, 3/5/54
- Most rebounds** – 28, Chris Smith (Virginia Tech) vs. George Washington 2/26/60
- Most assists** – 15, Justin Coleman (Samford) vs. Chattanooga, 3/2/18
- Most steals** – 8, Trazel Silvers (ETSU) vs. Appalachian State, 3/5/93
- Most blocked shots** – 6, Omar Roland (Marshall) vs. Furman, 3/4/90; Lewis Preston (VMI) vs. Furman 3/4/93; Ricky Nedd (Appalachian State) vs. ETSU, 3/5/93

TOURNAMENT

- Most points** – 109, John Taft (Marshall), 1989
- Most field goals** – 40, John Taft (Marshall), 1989
- Most field-goal attempts** – 65, Tim Smith (ETSU), 2004
- Most 3-point field goals** – 15, Keith Veney (Marshall), 1997; Stephen McDowell (Chattanooga), 2009
- Most 3-point field-goal attempts** – 32, Stephen Curry (Davidson), 2007
- Most free throws** – 40, Jeff Cohen (William & Mary), 1961
- Most free throw attempts** – 54, Jeff Cohen (William & Mary), 1961
- Most rebounds** – 70, Chris Smith (Virginia Tech), 1960
- Most assists** – 26, Keith Jennings (ETSU), 1990
- Most steals** – 12, Derek Rucker (Davidson), 1986; D.J. Thompson (Appalachian State), 2005
- Most blocked shots** – 11, Zakee Wadood (ETSU), 2003

Top scoring games

1. 55 Skip Henderson, Marshall vs. The Citadel..... March 4, 1988
2. 45 Jon Feldman, George Washington vs. William & Mary.... March 4, 1961
3. 43 Darrell Floyd, Furman vs. Virginia Tech March 1, 1956
- 43 Stephen Curry, Davidson vs. Appalachian State March 7, 2009
5. 42 Rod Hundley, West Virginia vs. Furman March 2, 1956
- 42 Terry Boyd, Western Carolina vs. Chattanooga..... March 1, 1991
7. 41 Walter Devlin, George Washington vs. Richmond..... March 6, 1954
- 41 Fred Hetzel, Davidson vs. VMI Feb. 28, 1964
- 41 Frankie King, Western Carolina vs. Davidson..... March 5, 1994
- 41 T.J. Cromer, ETSU vs. Samford March 5, 2017
- 41 Bubba Parham, VMI vs. Western Carolina March 8, 2019
12. 40 Joe Holup, George Washington vs. West Virginia..... March 5, 1954
- 40 Anquell McCollum, Western Carolina vs. VMI..... March 2, 1996

Top championship scoring games

1. 45 Jon Feldman, George Washington vs. William & Mary.... March 4, 1961
2. 41 Walter Devlin, George Washington vs. Richmond..... March 6, 1954
3. 38 Jeff Cohen, William & Mary vs. George Washington March 4, 1961
- 38 LaVerne Evans, Marshall vs. Chattanooga March 4, 1984
5. 36 Roy Simpson, Furman vs. East Carolina March 4, 1972
- 36 John Taft, Marshall vs. ETSU March 5, 1989
7. 31 Sam Ranzino, North Carolina State vs. Duke March 3, 1950
- 31 Al Daniel, Furman vs. Appalachian State March 4, 1979
- 31 Keith Jennings, ETSU vs. Appalachian State March 3, 1991
- 31 Tony White Jr., College of Charleston vs. Chattanooga .. March 9, 2009


Team

Game

- Most points** – 126, Furman vs. VMI, 3/2/72
- Most field goals** – 49, West Virginia vs. William & Mary, 2/26/60; Furman vs. VMI, 3/2/72
- Most field-goal attempts** – 93, West Virginia vs. William & Mary, 2/26/60
- Most 3-point field goals** – 18, VMI vs. Samford, 3/6/20
- Most 3-point field-goal attempts** – 45, The Citadel vs. Samford, 3/8/19
- Most free throws** – 37, Furman vs. The Citadel, 3/3/79; Marshall vs. Chattanooga, 3/4/84
- Most free-throw attempts** – 55, West Virginia vs. George Washington, 3/2/62
- Most rebounds** – 69, Davidson vs. VMI, 2/28/63
- Fewest points allowed** – 33, VMI vs. Richmond, 3/4/76
- Fewest field goals allowed** – 10, Elon vs. Furman, 3/7/08
- Fewest free throws allowed** – 0, Appalachian State vs. East Carolina, 2/28/76
- Most assists** – 29, Marshall vs. The Citadel, 2/23/80
- Most steals** – 17, Marshall vs. Davidson, 3/1/85; Chattanooga vs. VMI, 3/6/92
- Most blocked shots** – 11, ETSU vs. Mercer, 3/4/17

Tournament

- Most points** – 323, Western Carolina, 2012
- Most field goals** – 116, West Virginia, 1960
- Most field-goal attempts** – 235, Western Carolina, 2012
- Most 3-point field goals** – 42, Wofford, 2020
- Most 3-point field-goal attempts** – 42, Wofford, 2020
- Most free throws** – 92, Davidson, 1969
- Most free-throw attempts** – 120, West Virginia, 1962
- Most rebounds** – 168, College of Charleston, 2009
- Fewest points allowed (min. 3 games)** – 150, Davidson, 2008
- Fewest field goals allowed (min. 3 games)** – 51, Davidson, 2008
- Fewest free throws allowed (min. 3 games)** – 16, VMI, 1976
- Most assists** – 64, ETSU, 1991; Appalachian State, 1995
- Most steals** – 32, Marshall, 1984
- Most blocked shots** – 26, ETSU, 2017



Marshall's Skip Henderson scored a tournament-record 55 points against The Citadel in 1988.

Consensus All-Americans

Davidson (4)

1963-64 – Fred Hetzel (2nd); 1964-65 – Fred Hetzel (1st); 1965-66 – Dick Snyder (2nd); 1968-69 – Mike Maloy (2nd); 2008-09 – Stephen Curry (1st)

Duke (2)

1946-47 – Ed Koffensberger (2nd); 1950-51 – Dick Groat (2nd); 1951-52 – Dick Groat (1st)

Furman (2)

1952-53 – Frank Selvy (2nd); 1953-54 – Frank Selvy (1st); 1954-55 – Darrell Floyd (2nd); 1955-56 – Darrell Floyd (2nd)

ETSU (1)

1990-91 – Keith Jennings (2nd)

Kentucky (1)

1931-32 – Forest Sale (1st); 1932-33 – Forest Sale (1st)

Maryland (1)

1931-32 – Louis Berger (1st)

North Carolina (2)

1939-40 – George Glamack (1st); 1940-41 – George Glamack (1st); 1945-46 – John Dillon (2nd)

North Carolina State (2)

1947-48 – Dick Dickey (2nd); 1950-51 – Sam Ranzino (1st)

West Virginia (3)

1951-52 – Mark Workman (2nd); 1955-56 – Rod Hundley (2nd); 1956-57 – Rod Hundley (1st); 1958-59 – Jerry West (1st); 1959-60 – Jerry West (1st); 1961-62 – Rod Thorn (2nd)

Associated Press All-Americans (since 1948-49 season)

College of Charleston (1)

2010-11 – Andrew Goudelock (HM)

Davidson (7)


1963-64 – Fred Hetzel (2nd); 1964-65 – Fred Hetzel (1st); 1965-66 – Dick Snyder (2nd); 1968-69 – Mike Maloy (2nd); 1969-70 – Mike Maloy (3rd); 2004-05 – Brendan Winters (HM); 2007-08 – Stephen Curry (2nd); 2008-09 – Stephen Curry (1st); 2011-12 – De'Mon Brooks (HM); 2012-13 – Jake Cohen (HM); 2013-14 – De'Mon Brooks (HM)

Duke (1)

1950-51 – Dick Groat (2nd); 1951-52 – Dick Groat (1st)

ETSU (2)

1990-91 – Keith Jennings (3rd); 2017-18 – Desonta Bradford (HM)



Davidson's Mike Maloy was an All-American in 1968-69 and 1969-70.

Georgia Southern (1)

2005-06 – Elton Nesbitt (HM)

Furman (5)

1952-53 – Frank Selvy (2nd); 1953-54 – Frank Selvy (1st); 1954-55 – Darrell Floyd (1st); 1955-56 – Darrell Floyd (1st); 1974-75 – Clyde Mayes (3rd); 2015-16 – Stephen Croone (HM); 2016-17 – Devin Sibley (HM)

UNCG (1)

2006-07 – Kyle Hines (HM)

North Carolina State (3)

1947-48 – Dick Dickey (3rd); 1949-50 – Dick Dickey (2nd), Sam Ranzino (2nd); 1950-51 – Sam Ranzino (1st); 1952-53 – Bobby Speight (3rd)

Richmond (1)

1974-75 – Bob McCurdy (3rd)

West Virginia (4)

1950-51 – Mark Workman (3rd); 1951-52 – Mark Workman (1st); 1955-56 – Rod Hundley (2nd); 1956-57 – Rod Hundley (1st); 1957-58 – Lloyd Sharrar (2nd), Jerry West (3rd); 1958-59 – Jerry West (1st); 1959-60 – Jerry West (1st); 1961-62 – Rod Thorn (2nd); 1962-63 – Rod Thorn (2nd)

Wofford (2)

2014-15 – Karl Cochran (HM); 2017-18 – Fletcher Magee (HM); 2018-19 – Fletcher Magee (HM)

USBWA All-Americans (since 1956-57 season)

Davidson (3)

1964-65 – Fred Hetzel; 1965-66 – Dick Snyder; 1968-69 – Mike Maloy

ETSU (1)

1990-91 – Keith Jennings

West Virginia (2)

1956-57 – Rod Hundley; 1958-59 – Jerry West; 1959-60 – Jerry West; 1962-63 – Rod Thorn

UPI All-Americans (1948-49 to 1995-96)

Davidson (3)

1963-64 – Fred Hetzel (2nd); 1964-65 – Fred Hetzel (1st); 1965-66 – Dick Snyder (2nd); 1968-69 – Mike Maloy (2nd); 1969-70 – Mike Maloy (3rd)

Duke (1)

1950-51 – Dick Groat (2nd); 1951-52 – Dick Groat (1st)

ETSU (1)

1990-91 – Keith Jennings (3rd)

Furman (2)

1952-53 – Frank Selvy (2nd); 1953-54 – Frank Selvy (1st); 1954-55 – Darrell Floyd (2nd); 1955-56 – Darrell Floyd (1st)

North Carolina State (2)

1949-50 – Dick Dickey (3rd); 1950-51 – Sam Ranzino (1st)

West Virginia (5)

1951-52 – Mark Workman (1st); 1955-56 – Rod Hundley (2nd); 1956-57 – Rod Hundley (1st); 1957-58 – Lloyd Sharrar (3rd), Jerry West (3rd); 1958-59 – Jerry West (1st); 1959-60 – Jerry West (1st); 1961-62 – Rod Thorn (2nd); 1962-63 – Rod Thorn (2nd)

Wooden All-Americans (since 1976-77 season)

Davidson (1)

2007-08 – Stephen Curry (2nd)

Academic All-Americans

College of Charleston (1)

1999-00 – Jody Lumpkin (1st); 2000-01 – Jody Lumpkin (1st)

Davidson (5)

1965-66 – Dick Snyder (3rd); 1970 – Duncan



Furman forward Clyde Mayes earned third-team Associated Press All-America honors in 1974-75.

Postma (3rd); 1980-81 – Cliff Tribus (3rd); 1986-87 – Derek Rucker (2nd); 1987-88 – Derek Rucker (1st); 2011-12 – JP Kuhlman (3rd)

Elon (1)

2006-07 – Chris Chalko (3rd)

Furman (1)

1992-93 – Derek Waugh (3rd)

Mercer (1)

2019-20 – Djordje Dimitrijevic (2nd)

UNCG (1)

1999-00 – Nathan Jameson (3rd); 2000-01 – Nathan Jameson (1st)

VMI (2)

1979-80 – Andy Kolesar (1st); 1980-81 – Andy Kolesar (1st); 1995-96 – Bobby Prince (3rd)

Western Carolina (2)

1979-80 – Greg Dennis (2nd); 1981-82 – Greg Dennis (2nd); 1985-86 – Richard Rogers (3rd)

West Virginia (1)

1962-63 – Rod Thorn (1st)

Wofford (1)

2011-12 – Brad Loesing (1st)

NCAA Postgraduate Scholarship Winners

Davidson (2)

1968-69 – Wayne Huckel; 1982-83 – Cliff Tribus

VMI (5)

1968-69 – Johnny Mitchell; 1970-71 – Jan Essenburg; 1976-77 – Will Bynum; 1980-81 – Andy Kolesar; 1986-87 – Gay Elmore

Western Carolina (2)

1981-82 – Greg Dennis; 1986-87 – Richard Rogers

Frances Pomeroy Naismith Award (1968-69 to 2013-14)

ETSU (1)

1990-91 – Keith Jennings

College of Charleston (1)

Andrew Goudelock, L.A. Lakers (2011-13)

Davidson (5)

Fred Hetzel, San Francisco (1966-68), Milwaukee (1969), Chicago (1969), Philadelphia (1970), Los Angeles (1971)
 Rodney Knowles, Phoenix (1969)
 Dick Snyder, St. Louis (1967-68), Phoenix (1969-70), Seattle (1970-74, '79), Cleveland (1975-78)
 Brandon Williams, Golden State (1998), San Antonio (1999), Atlanta (2003)
 Stephen Curry, Golden State (2009-present)

Duke (2)

Robert Gantt, Washington (1947)
 Dick Groat, (Fort Wayne 1953)

ETSU (1)

Keith Jennings, Golden State (1992-95), Denver (1996-97)

Furman (2)

Clyde Mayes, Milwaukee (1976), Indiana (1977), Buffalo (1977)
 Frank Selvy, Baltimore (1955), Milwaukee (1955), St. Louis (1956, '58), Minneapolis (1958, '60), New York (1959), Syracuse (1960), Los Angeles (1961-64)

George Washington (4)

Walter Devlin, Fort Wayne (1956-57), Minneapolis (1958)
 Gene Guarilia, Boston (1960-63)
 Joe Holup, Syracuse (1957-58), Detroit (1958-59)
 Matthew Zunic, Washington (1949)

Maryland (1)

Gene Shue, Philadelphia (1955), New York (1955-56, '63), Fort Wayne (1957), Detroit (1958-62), Baltimore (1964)

North Carolina (6)

Hooks Dillon, Washington (1950)
 George Glamack, Indianapolis (1950)
 Harry Miller, Toronto (1947)
 William Miller, Chicago (1949), St. Louis (1949)

*Bones McKinney, Washington (1947-51), Boston (1951-52)

*also played at North Carolina State
 Fred Nagy, Indianapolis (1949)

North Carolina State (6)

Eddie Bartels, Denver (1950), New York (1950), Washington (1951)
 Dick Dickey, Boston (1952)
 Bob Hahn, Chicago (1950)
 Leo Katkavek, Washington (1949-50), Baltimore (1950)
 Sam Ranzino, Rochester (1952)

South Carolina (1)

Jim Slaughter, Baltimore (1952)

Chattanooga (4)

Johnny Taylor, Orlando (1998), Denver (1999)
 Russ Schoene, Philadelphia (1983), Indiana (1983), Seattle (1987-89)
 Willie White, Denver (1985-86)
 Gerald Wilkins, New York (1986-92), Cleveland (1993-94); Vancouver (1996); Orlando (1997-98)

VMI (1)

Ron Carter, Los Angeles (1979), Indiana (1980)

Virginia Tech (1)

John Wetzel, Los Angeles (1968), Phoenix (1971-72, '76), Atlanta (1973-75)

Wake Forest (1)

Dickie Hemric, Boston (1956-57)

West Virginia (5)

Rod Hundley, Minneapolis (1958-60), Los Angeles (1961-63)
 Robert Smith, Minneapolis (1960), Los Angeles (1962)
 Rod Thorn, Baltimore (1964), Detroit (1965-66), St. Louis (1966-67), Seattle (1968-71)
 Jerry West, Los Angeles (1961-74)
 Ron Williams, San Francisco (1969-71), Golden State (1972-73), Milwaukee (1974-75), Los Angeles (1976)

Western Carolina (3)

Bubba Wilson, Golden State (1980)
 Frankie King, Los Angeles Lakers (1995-96), Philadelphia (1996-97)
 Kevin Martin, Sacramento (2004-10), Houston (2010-12), Oklahoma City (2012-13), Minnesota (2013-16), San Antonio (2016)

William & Mary (2)

Andrew Duncan, Rochester (1949-50), Boston (1951)
 Ben Goldfaden, Washington (1947)



Credit: NBA/Warriors

Davidson's Stephen Curry is a two-time NBA MVP and helped the Golden State Warriors to league titles in 2015, 2017 and 2018. Curry, who became the first unanimous MVP in league history in 2015-16, led the NBA in 3-pointers each season from 2012-13 to 2016-17, hitting a record 402 in 2015-16.



West Virginia's Jerry West played for the Los Angeles Lakers from 1961-74. His silhouette was the model for the universally recognized NBA logo.



Former Western Carolina standout Kevin Martin averaged 17.4 points per game over his 12-year NBA career.

SOCON NBA DRAFT PICKS



Year	Rd.	Player	School	Team	Year	Rd.	Player	School	Team
1977	4	Tony Searcy	Appalachian State	Golden State	1953		Bob Speight	North Carolina State	Baltimore
1979	8	Darryl Robinson	Appalachian State	Portland	1953		Bob Goss	North Carolina State	Rochester
1979	8	Renaldo Lawrence	Appalachian State	San Diego	1954	4	Mel Thompson	North Carolina State	Fort Wayne
1984	8	Dale Roberts	Appalachian State	Detroit					
1962	5	Gary Daniels	The Citadel	Boston	1967	13	John Moates	Richmond	Cincinnati
1979	4	Rick Swing	The Citadel	Cleveland	1974	6	Aron Stewart	Richmond	Cleveland
					1975	8	Bob McCurdy	Richmond	Milwaukee
1952		John Snee	Clemson	Milwaukee	1982	2	Russ Schoene	Chattanooga	Philadelphia
2011	2	Andrew Goudelock	College of Charleston	Los Angeles Lakers	1982	9	Nick Morken	Chattanooga	Golden State
1965	1	Fred Hetzel	Davidson	San Francisco	1984	2	Willie White	Chattanooga	Denver
1965	5	Don Davidson	Davidson	Boston	1985	2	Gerald Wilkins	Chattanooga	New York Knicks
1966	2	Dick Snyder	Davidson	St. Louis	1997	1	Johnny Taylor	Chattanooga	Orlando
1968	6	Rodney Knowles	Davidson	Phoenix					
1968	14	Tom Youngdale	Davidson	Phoenix	1961	2	Chris Smith	Virginia Tech	Syracuse
1968	16	Wayne Huckel	Davidson	Phoenix	1966	4	Charles Schmaus	VMI	St. Louis
1970	2	Doug Cook	Davidson	Cincinnati	1978	2	Ron Carter	VMI	Los Angeles Lakers
1970	6	Jerry Kroll	Davidson	Los Angeles Lakers	1987	6	Gay Elmore	VMI	Milwaukee
1970	10	Mike Maloy	Davidson	Boston					
1972	5	Bryan Adrian	Davidson	Boston	1955	2	Dick Hemric	Wake Forest	Boston
1979	3	John Gerdy	Davidson	New Jersey	1952		Jay Handlan	Washington & Lee	Indianapolis
1981	8	Todd Haynes	Davidson	San Diego	1957	5	Lee Marshall	Washington & Lee	New York Knicks
1983	8	Cliff Tribus	Davidson	Denver	1958	4	Don Flora	Washington & Lee	Boston
2009	1	Stephen Curry	Davidson	Golden State					
1947		Ed Koffenberger	Duke	Philadelphia	1952	1	Mark Workman	West Virginia	Milwaukee
1952	1	Dick Groat	Duke	Fort Wayne	1953		Jim Scottie	West Virginia	Rochester
1954	3	Rudy D'Emilio	Duke	Philadelphia	1957	1	Rod Hundley	West Virginia	Cincinnati
1954	7	Bernie Janicki	Duke	Fort Wayne	1959	3	Bob Smith	West Virginia	Minneapolis
					1960	1	Jerry West	West Virginia	Minneapolis
1968	10	Charles Alford	East Carolina	Los Angeles Lakers	1961	6	Lee Patrone	West Virginia	Detroit
1979	8	Delbert Watson	ETSU	Houston	1963	1	Rod Thorn	West Virginia	Baltimore
1983	3	Winfred King	ETSU	Boston	1963	6	Jim McCormack	West Virginia	Cincinnati
1983	5	Troy Lee Mikel	ETSU	New York Knicks	1967	6	Bob Benfield	West Virginia	New York Knicks
1986	4	Wes Stallings	ETSU	Philadelphia	1968	7	Dave Reasor	West Virginia	San Francisco
1953	3	Neil Gordon	Furman	New York	1977	5	Bubba Wilson	Western Carolina	Golden State
1954	1	Frank Selvy	Furman	Baltimore	1983	10	Ronnie Carr	Western Carolina	Atlanta
1956		Darrell Floyd	Furman	St. Louis	1995	2	Frankie King	Western Carolina	Los Angeles Lakers
1963	2	Jerry Smith	Furman	Detroit	2004	1	Kevin Martin	Western Carolina	Sacramento
1963	10	Gerald Glur	Furman	New York Knicks					
1970	12	John Brunson	Furman	Seattle	1947		Andy Duncan	William & Mary	New York
1970	15	Liscio Thomas	Furman	Chicago	1950	4	Chet Giermak	William & Mary	Rochester
1973	5	Ray Simpson	Furman	Chicago	1953		Bill Chambers	William & Mary	Minneapolis
1973	10	Russ Hunt	Furman	Chicago	1955	6	John Mahoney	William & Mary	Boston
1975	2	Clyde Mayes	Furman	Milwaukee	1959	5	Don Lange	William & Mary	Boston
1975	4	Fessor Leonard	Furman	Washington	1961	2	Jeff Cohen	William & Mary	Chicago
1979	4	Al Daniel	Furman	San Antonio					
1980	3	Jonathan Moore	Furman	Detroit					
1982	6	Mel Daniel	Furman	New Jersey					
1984	3	George Singleton	Furman	Los Angeles Lakers					
1947		Mat Zunic	George Washington	Washington					
1949	4	Maynard Haitcock	George Washington	Washington					
1953	5	Joe Holup	George Washington	Boston					
1954	11	Elliott Karver	George Washington	Baltimore					
1954	13	John Holup	George Washington	Philadelphia					
1955	2	Corky Devlin	George Washington	Philadelphia					
1956	1	Joe Holup	George Washington	Syracuse					
1959	2	Gene Gaurilia	George Washington	Boston					
1959	5	Bill Telasky	George Washington	Philadelphia					
1959	6	Bucky McDonald	George Washington	New York Knicks					
1984	6	LaVerne Evans	Marshall	Dallas					
1948		William Brown	Maryland	Philadelphia					
1954	1	Gene Shue	Maryland	Philadelphia					
1948		Norm Kohler	North Carolina	Indianapolis					
1948		John Dillon	North Carolina	Chicago					
1948		Bob Paxton	North Carolina	Indianapolis					
1948		Leo Katkaveck	North Carolina State	Washington					
1950	3	Dick Dickey	North Carolina State	Baltimore					
1950	6	Warren Cartier	North Carolina State	Washington					
1951	4	Paul Horvath	North Carolina State	Syracuse					
1951	8	Hugo Kappler	North Carolina State	Boston					
1952		Lee Terrill	North Carolina State	Fort Wayne					



Chattanooga's Gerald Wilkins was drafted by the New York Knicks in the second round of the 1985 NBA Draft. Wilkins enjoyed a 14-year NBA career while playing with the Knicks, Cleveland Cavaliers, Vancouver Grizzlies and Orlando Magic.

The Citadel

(SoCon member 1936-present)

CollegInsider.com Tournament (0-1)

3/19/09 at Old Dominion L 59-67 First Round

ETSU

(SoCon member 1978-2005, 2014-present)

NCAA Men's Basketball Championship (3-10)

3/9/68	Florida State	W	79-69	Midwest Regional
3/15/68	Ohio State	W	79-72	Midwest Regional
3/16/68	Marquette	L	57-69	Midwest Regional
3/16/89	No. 1 Oklahoma	L	71-72	Southeast Regional
3/15/90	No. 13 Georgia Tech	L	83-99	Southeast Regional
3/14/91	No. 7 Iowa	L	73-76	Midwest Regional
3/20/92	No. 3 Arizona	W	87-80	Southeast Regional
3/22/92	No. 6 Michigan	L	90-102	Southeast Regional
3/21/03	No. 2 Wake Forest	L	73-76	East Regional
3/19/04	No. 4 Cincinnati	L	77-80	Atlanta Regional
3/20/09	No. 1 Pittsburgh	L	62-72	East Regional
3/18/10	No. 1 Kentucky	L	71-100	East Regional
3/16/17	No. 4 Florida	L	65-80	East Regional

NIT (0-2)

3/15/83 Vanderbilt L 74-79 First Round
3/14/07 Clemson L 57-64 First Round

CollegInsider.com Tournament (3-2)

3/15/11 Furman W 76-63 First Round
3/22/11 Ohio W 82-73 Quarterfinals
3/26/11 Iona L 80-83 Semifinals
3/18/14 Chattanooga W 79-66 First Round
3/21/14 Towson L 77-83 Second Round

Vegas 16 (1-1)

3/28/16 Louisiana Tech W 88-83 Quarterfinals
3/29/16 Oakland L 81-104 Semifinals



James Dickey notched a double-double for UNCG in the Spartans' 68-64 loss to No. 4 seed Gonzaga in the 2018 NCAA Men's Basketball Championship.

Furman

(SoCon member 1936-present)

NCAA Men's Basketball Championship (1-7)

3/13/71	Fordham	L	74-105	East Regional
3/10/73	Syracuse	L	82-83	East Regional
3/9/74	South Carolina	W	75-67	East Regional
3/14/74	Pittsburgh	L	78-81	East Regional
3/16/74	Providence	L	83-95	East Regional
3/15/75	Boston College	L	76-82	East Regional
3/12/78	Indiana	L	62-63	East Regional
3/6/80	No. 7 Tennessee	L	69-80	East Regional

NIT (0-2)

3/15/91 West Virginia L 67-86 First Round
3/20/19 Wichita State L 70-76 First Round

CollegInsider.com Tournament (3-3)

3/15/11 at ETSU L 63-76 First Round
3/15/16 Louisiana-Monroe W 58-57 First Round
3/19/16 Louisiana L 72-80 Second Round
3/16/17 at USC Upstate W 79-57 First Round
3/25/17 at Campbell W 79-64 Quarterfinal
3/29/17 at Saint Peter's L 51-77 Semifinal

Mercer

(SoCon member 2014-present)

NCAA Men's Basketball Championship (1-3)

3/12/81 No. 5 Arkansas L 67-73 Midwest Regional
3/15/85 No. 2 Georgia Tech L 58-65 East Regional
3/21/14 No. 3 Duke W 78-71 Midwest Regional
3/23/14 No. 11 Tennessee L 63-83 Midwest Regional

NIT (1-1)

3/20/13 at Tennessee W 75-67 First Round
3/25/13 at BYU L 71-90 Second Round

CollegInsider.com Tournament (5-1)

3/13/12 Tennessee State W 68-60 First Round
3/17/12 Georgia State W 64-59 Second Round
3/21/12 at Old Dominion W 79-73 Quarterfinals
3/24/12 at Fairfield W 64-59 Semifinals
3/28/12 at Utah State W 70-67 Final
3/15/16 at Coastal Carolina L 57-65 First Round

College Basketball Invitational (2-2)

3/18/15 Stony Brook W 72-70 First Round
3/23/15 Louisiana-Monroe L 69-71 Quarterfinals
3/14/18 at Grand Canyon W 78-73 First Round
3/19/18 at North Texas L 67-96 Second Round

UNCG

(SoCon member 1997-present)

NCAA Men's Basketball Championship (0-3)

3/15/96 No. 2 Cincinnati L 61-66 Southeast Regional
3/15/01 No. 1 Stanford L 60-89 West Regional
3/15/18 No. 4 Gonzaga L 64-68 West Regional

NIT (1-3)

3/14/02 Memphis L 62-82 First Round
3/15/17 at Syracuse L 77-90 First Round
3/19/19 Campbell W 84-69 First Round
3/23/19 Lipscomb L 69-86 Second Round

College Basketball Invitational (1-1)

3/16/16 Houston Baptist W 69-65 First Round
3/21/16 at Ohio L 67-72 Second Round

Samford

(SoCon member 2008-present)

NCAA Men's Basketball Championship (0-2)

3/21/99 No. 3 St. John's L 43-69 South Regional
3/16/00 No. 4 Syracuse L 65-79 South Regional

POSTSEASON HISTORY BY SCHOOL



Wes Moore and Chattanooga won two games in the 1997 NCAA tournament, taking down No. 3 seed Georgia and No. 6 seed Illinois.

Colleg Insider.com Tournament (1-1)				
3/14/17	Canisius	W	78-74	First Round
3/20/17	at Liberty	L	58-66	Second Round

Chattanooga

(SoCon member 1976-present)

NCAA Men's Basketball Championship (3-11)

3/12/81	No. 6 Maryland	L	69-81	Midwest Regional
3/12/82	No. 7 NC State	W	58-51	Midwest Regional
3/14/82	No. 2 Minnesota	L	61-62	Midwest Regional
3/17/83	No. 8 Maryland	L	51-52	Midwest Regional
3/17/88	No. 1 Oklahoma	L	66-94	Southeast Regional
3/19/93	No. 5 Wake Forest	L	58-81	Southeast Regional
3/17/94	No. 4 Kansas	L	73-102	Southeast Regional
3/16/95	No. 2 Connecticut	L	71-100	West Regional
3/14/97	No. 3 Georgia	W	73-70	Southeast Regional
3/16/97	No. 6 Illinois	W	63-75	Southeast Regional
3/21/97	No. 10 Providence	L	65-71	Southeast Regional
3/17/05	No. 2 Wake Forest	L	54-70	New Mexico Regional
3/19/09	No. 1 Connecticut	L	47-103	West Regional
3/17/16	No. 5 Indiana	L	74-99	East Regional

NIT (3-4)

3/14/84	Georgia	W	74-69	First Round
3/19/84	at Tennessee	L	66-68	Second Round
3/15/85	Clemson	W	67-65	First Round
3/20/85	at Lamar	W	85-84	Second Round
3/24/85	at Louisville	L	66-71	Quarterfinals
3/13/86	Georgia	L	81-95	First Round
3/12/87	Cleveland State	L	73-92	First Round

Colleg Insider.com Tournament (0-1)

3/18/14	at ETSU	L	66-79	First Round
---------	---------	---	-------	-------------

VMI

(SoCon member 1923-2003, 2014-present)

NCAA Men's Basketball Championship (3-3)

3/9/64	Princeton	L	60-86	East Regional
--------	-----------	---	-------	---------------

3/13/76	Tennessee	W	81-75	East Regional
3/18/76	DePaul	W	71-66 (OT)	East Regional
3/20/76	Rutgers	L	75-91	East Regional
3/12/77	Duquesne	W	73-66	East Regional
3/17/77	Kentucky	L	78-93	East Regional

Colleg Insider.com Tournament (3-1)

3/18/14	at Canisius	W	111-100	First Round
3/22/14	IPFW	W	106-95	Second Round
3/26/14	at Ohio	W	92-90	Quarterfinals
4/1/14	Yale	L	62-75	Semifinals

Western Carolina

(SoCon member 1976-present)

NCAA Men's Basketball Championship (0-1)

3/14/96	No. 1 Purdue	L	71-73	West Regional
---------	--------------	---	-------	---------------

Colleg Insider.com Tournament (0-1)

3/16/10	at Marshall	L	88-90	First Round
---------	-------------	---	-------	-------------

College Basketball Invitational (0-1)

3/16/16	at Vermont	L	74-79	First Round
---------	------------	---	-------	-------------

Wofford

(SoCon member 1997-present)

NCAA Men's Basketball Championship (1-5)

3/19/10	No. 4 Wisconsin	L	49-53	East Regional
3/17/11	No. 3 BYU	L	66-74	Southeast Regional
3/20/14	No. 2 Michigan	L	40-57	Midwest Regional
3/19/14	No. 5 Arkansas	L	53-56	West Regional
3/21/19	No. 10 Seton Hall	W	84-68	Midwest Regional
3/23/19	No. 2 Kentucky	L	56-62	Midwest Regional

Colleg Insider.com Tournament (0-1)

3/16/18	Central Michigan	L	94-98	Second Round
---------	------------------	---	-------	--------------

College Basketball Invitational (0-1)

3/14/12	at Pittsburgh	L	63-81	First Round
---------	---------------	---	-------	-------------

The NCAA began using seeds in the 1979 NCAA Championship.



Wofford's Fletcher Magee scored 24 points in an 84-68 win over Seton Hall in 2019, leading the Terriers to their first-ever NCAA tournament victory. Magee also became the NCAA Division I career leader in 3-pointers in the game.



SOCON IN THE NCAA CHAMPIONSHIP

#SoConHoops

1939	Wake Forest: Eastern Regional (0-1)			
1939	Ohio State	L	64-52	Regional Semifinal
1941	North Carolina: Fourth in Eastern Regional (0-2)			
1941	Pittsburgh	L	26-20	Regional Semifinal
1941	Dartmouth	L	60-59	Regional Third Place
1946	North Carolina: First in Eastern Regional (2-1)			
1946	NYU	W	57-49	Regional Semifinal
1946	Ohio State	W	60-57 (OT)	Regional Final
1946	Oklahoma State	L	43-40	Championship Game
1950	North Carolina State: Second in Eastern Regional (2-1)			
1950	Holy Cross	W	87-74	Regional Semifinal
1950	CCNY	L	78-73	Regional Final
1950	Baylor	W	53-41	National Consolation
1951	North Carolina State: Fourth in East Regional (1-2)			
1951	Villanova	W	67-62	Regional First Round
1951	Illinois	L	84-70	Regional Semifinal
1951	St. John's	L	71-59	Regional Final
1952	North Carolina State: Third in East Regional (1-1)			
1952	St. John's	L	60-49	Regional Semifinal
1952	Penn State	W	69-60	Regional Third Place
1953	Wake Forest: Third in East Regional (1-1)			
1953	Holy Cross	L	79-71	Regional Semifinal
1953	Lebanon Valley	W	91-71	Regional Third Place
1954	George Washington: East Regional (0-1)			
1954	North Carolina State	L	75-73	Regional First Round
1955	West Virginia: East Regional (0-1)			
1955	LaSalle	L	95-61	Regional First Round
1956	West Virginia: East Regional (0-1)			
1956	Dartmouth	L	61-59 (2OT)	Regional First Round
1957	West Virginia: East Regional (0-1)			
1957	Canisius	L	64-56	Regional First Round
1958	West Virginia: East Regional (0-1)			
1958	Manhattan	L	89-85	Regional First Round
1959	West Virginia: First in East Regional (4-1)			
1959	Dartmouth	W	82-68	Regional First Round
1959	Saint Joseph's	W	95-92	Regional Semifinal
1959	Boston University	W	86-82	Regional Final
1959	Louisville	W	94-79	National Semifinal
1959	California	L	71-70	National Final
1960	West Virginia: Third in East Regional (2-1)			
1960	Navy	W	94-86	Regional First Round
1960	NYU	L	82-81 (OT)	Regional Semifinal
1960	Saint Joseph's	W	106-100	Regional Third Place
1961	George Washington: East Regional (0-1)			
1961	Princeton	L	84-67	Regional First Round
1962	West Virginia: East Regional (0-1)			
1962	Villanova	L	90-75	Regional First Round
1963	West Virginia: Third in East Regional (2-1)			
1963	Connecticut	W	77-71	Regional First Round
1963	Saint Joseph's	L	97-88	Regional Semifinal
1963	NYU	W	83-73	Regional Third Place
1964	VMI: East Regional (0-1)			
1964	Princeton	L	86-60	Regional First Round
1965	West Virginia: East Regional (0-1)			
1965	Providence	L	91-67	Regional First Round
1966	Davidson: Fourth in East Regional (1-2)			
1966	Rhode Island	W	95-65	Regional First Round
1966	Syracuse	L	94-78	Regional Semifinal
1966	Saint Joseph's	L	92-76	Regional Third Place
1967	West Virginia: East Regional (0-1)			
1967	Princeton	L	68-57	Regional First Round
1968	Davidson: Second in East Regional (2-1)			
1968	St. John's	W	79-70	Regional First Round
1968	Columbia	W	61-59 (OT)	Regional Semifinal
1968	North Carolina	L	70-66	Regional Final

Breakdown by school				
Current members	Years	Won	Lost	Pct
ETSU	7	1	7	.125
Furman	6	1	7	.125
Chattanooga	11	3	11	.214
UNCG	2	0	2	.000
VMI	3	3	3	.500
Western Carolina	1	0	1	.000
Wofford	5	1	5	.167
Totals	35	9	36	.200
Former members	Years	Won	Lost	Pct
Appalachian State	2	0	2	.000
College of Charleston	1	0	1	.000
Davidson	12	8	13	.381
East Carolina	1	0	1	.000
George Washington	2	0	2	.000
Marshall	3	0	3	.000
North Carolina	2	2	3	.400
North Carolina State	3	4	4	.500
Wake Forest	2	1	2	.333
West Virginia	10	8	10	.444
Totals	38	23	41	.359
Combined	73	32	77	.294

1969	Davidson: Second in East Regional (2-1)			
1969	Villanova	W	75-61	Regional First Round
1969	St. John's	W	79-68	Regional Semifinal
1969	North Carolina	L	87-85	Regional Final
1970	Davidson: East Regional (0-1)			
1970	St. Bonaventure	L	85-72	Regional First Round
1971	Furman: East Regional (0-1)			
1971	Fordham	L	105-74	Regional First Round
1972	East Carolina: East Regional (0-1)			
3/11/72	Villanova	L	85-70	Regional First Round
1973	Furman: East Regional (0-1)			
3/10/73	Syracuse	L	83-82	Regional First Round
1974	Furman: Fourth in East Regional (1-2)			
3/9/74	South Carolina	W	75-67	Regional First Round
3/14/74	Pittsburgh	L	81-78	Regional Semifinal
3/16/74	Providence	L	95-83	Regional Third Place
1975	Furman: East Regional (0-1)			
3/15/75	Boston College	L	82-76	Regional First Round
1976	VMI: Second in East Regional (2-1)			
3/13/76	Tennessee	W	81-75	Regional First Round
3/18/76	DePaul	W	71-66 (OT)	Regional Semifinal
3/20/76	Rutgers	L	91-75	Regional Final
1977	VMI: East Regional (1-1)			
3/12/77	Duquesne	W	73-66	Regional First Round
3/17/77	Kentucky	L	93-78	Regional Semifinal
1978	Furman: East Regional (0-1)			
3/12/78	Indiana	L	63-62	Regional First Round
1979	Appalachian State: No. 6 Mideast Regional (0-1)			
3/10/79	No. 3 LSU	L	71-57	Regional Second Round
1980	Furman: No. 10 East Regional (0-1)			
3/6/80	No. 7 Tennessee	L	80-69	Regional First Round
1981	Chattanooga: No. 11 Mideast Regional (0-1)			
3/12/81	No. 6 Maryland	L	81-69	Regional First Round
1982	Chattanooga: No. 10 Mideast Regional (1-1)			
3/12/82	No. 7 N.C. State	W	58-51	Regional First Round
3/14/82	No. 2 Minnesota	L	62-61	Regional Second Round
1983	Chattanooga: No. 9 Mideast Regional (0-1)			
3/17/82	No. 8 Maryland	L	52-51	Regional First Round
1984	Marshall: No. 10 Midwest Regional (0-1)			
3/16/84	No. 7 Villanova	L	84-72	Regional First Round

SOCON IN THE NCAA CHAMPIONSHIP



1985 3/15/85	Marshall: No. 15 West Regional (0-1) No. 2 VCU L 81-65	Regional First Round
1986 3/14/85	Davidson: No. 16 Southeast Regional (0-1) No. 1 Kentucky L 75-55	Regional First Round
1987 3/12/87	Marshall: No. 13 East Regional (0-1) No. 4 TCU L 76-60	Regional First Round
1988 3/17/88	Chattanooga: No. 16 Southeast Regional (0-1) No. 1 Oklahoma L 94-66	Regional First Round
1989 3/16/89	ETSU: No. 16 Southeast Regional (0-1) No. 1 Oklahoma L 72-71	Regional First Round
1990 3/15/90	ETSU: No. 13 Southeast Regional (0-1) No. 13 Georgia Tech L 99-83	Regional First Round
1991 3/14/91	ETSU: No. 10 Midwest Regional (0-1) No. 7 Iowa L 76-73	Regional First Round
1992 3/20/92 3/22/92	ETSU: No. 14 Southeast Regional (1-1) No. 3 Arizona W 87-80 No. 6 Michigan L 102-90	Regional First Round Regional Second Round
1993 3/19/93	Chattanooga: No. 12 Southeast Regional (0-1) No. 5 Wake Forest L 81-58	Regional First Round
1994 3/17	Chattanooga: No. 13 Southeast Regional (0-1) No. 4 Kansas L 102-73	Regional First Round
1995 3/16/95	Chattanooga: No. 15 West Regional (0-1) No. 2 Connecticut L 100-71	Regional First Round
1996 3/14/96	Western Carolina: No. 16 West Regional (0-1) No. 1 Purdue L 73-71	Regional First Round
1997 3/14/97 3/16/97 3/21/97	Chattanooga: No. 14 Southeast Regional (2-1) No. 3 Georgia W 73-70 No. 6 Illinois W 63-75 No. 10 Providence L 71-65	Regional First Round Regional Second Round Regional Semifinal
1998 3/13/98	Davidson: No. 14 South Regional (0-1) No. 3 Michigan L 80-61	Regional First Round
1999 3/12/99	College of Charleston: No. 8 East Regional (0-1) No. 9 Tulsa L 62-53	Regional First Round
2000 3/18/00	Appalachian State: No. 14 South Regional (0-1) No. 3 Ohio State L 87-61	Regional First Round
2001 3/15/01	UNCG: No. 16 West Regional (0-1) No. 1 Stanford L 89-60	Regional First Round
2002 3/14/02	Davidson: No. 13 West Regional (0-1) No. 4 Ohio State L 69-64	Regional First Round
2003 3/21/03	ETSU: No. 15 East Regional (0-1) No. 2 Wake Forest L 76-73	Regional First Round
2004 3/19/04	ETSU: No. 13 Atlanta Regional (0-1) No. 4 Cincinnati L 80-77	Regional First Round
2005 3/17/05	Chattanooga: No. 15 New Mexico Regional (0-1) No. 2 Wake Forest L 70-54	Regional First Round
2006 3/17/06	Davidson: No. 15 Dayton Regional (0-1) No. 2 Ohio State L 70-62	Regional First Round
2007 3/15/07	Davidson: No. 13 Buffalo Regional (0-1) No. 4 Maryland L 82-70	Regional First Round
2008 3/21/08 3/23/08 3/28/08 3/30/08	Davidson: No. 10 Midwest Regional (3-1) No. 7 Gonzaga W 82-76 No. 2 Georgetown W 74-70 No. 3 Wisconsin W 73-56 No. 1 Kansas L 59-57	Regional First Round Regional Second Round Regional Semifinal Regional Final
2009 3/19/09	Chattanooga: No. 16 West Regional (0-1) No. 1 Connecticut L 103-47	Regional First Round
2010 3/19/09	Wofford: No. 13 East Regional (0-1) No. 4 Wisconsin L 53-49	Regional First Round
2011 3/17/11	Wofford: No. 14 Southeast Regional (0-1) No. 3 BYU L 74-66	Regional First Round



This acrobatic shot by Jason Richards, along with 25 second-half points from Stephen Curry, sent Davidson past No. 2 seed Georgetown and into the Sweet Sixteen in 2008. The Wildcats would make it within two points of the Final Four, falling to eventual national champion Kansas, 59-57, in the Regional Final.

2012 3/15/12	Davidson: No. 14 West Regional (0-1) No. 3 Louisville L 69-62	Regional First Round
2013 3/21/13	Davidson: No. 14 East Regional (0-1) No. 3 Marquette L 59-58	Regional First Round
2014 3/20/14	Wofford: No. 15 Midwest Regional (0-1) No. 2 Michigan L 57-40	Regional First Round
2015 3/19/15	Wofford: No. 12 West Regional (0-1) No. 5 Arkansas L 56-53	Regional First Round
2016 3/17/16	Chattanooga: No. 12 East Regional (0-1) No. 5 Indiana L 74-99	Regional First Round
2017 3/16/17	ETSU: No. 13 East Regional (0-1) No. 4 Florida L 80-65	Regional First Round
2018 3/15/18	UNCG: No. 13 West Regional (0-1) No. 4 Gonzaga L 68-64	Regional First Round
2019 3/21/19 3/23/18	Wofford: No. 7 Midwest Regional (1-1) No. 10 Seton Hall W 84-68 No. 2 Kentucky L 62-56	Regional First Round Regional Second Round
2020	Not contested due to COVID-19	

The NCAA began using seeds in the 1979 NCAA Championship.

Postseason NIT

1947	North Carolina State (2-1, third place)		
	St. John's	W	64-55
	Kentucky	L	60-42
	West Virginia	W	64-52
1948	North Carolina State (0-1)		
	DePaul	L	75-67
1951	North Carolina State (0-1)		
	Seton Hall	L	71-59
1968	West Virginia (0-1)		
	Dayton	L	87-68
1972	Davidson (0-1)		
	Syracuse	L	81-77
1983	ETSU (0-1)		
	Vanderbilt	L	79-74
1984	Chattanooga (1-1)		
	Georgia	W	74-69
	Tennessee	L	68-66
1985	Chattanooga (2-1)		
	Clemson	W	67-65
	Lamar	W	85-84
	Louisville	L	71-66
1986	Chattanooga (0-1)		
	Georgia	L	95-81
1987	Chattanooga (0-1)		
	Cleveland State	L	92-73
1988	Marshall (0-1)		
	VCU	L	81-80
1991	Furman (0-1)		
	West Virginia	L	86-67
1994	Davidson (0-1)		
	West Virginia	L	85-69
1996	Davidson (0-1)		
	South Carolina	L	100-73
2002	UNCG (0-1)		
	Memphis	L	82-62
2003	College of Charleston (1-1)		
	Kent State	W	71-66
	Providence	L	69-64
2005	Davidson (2-1)		
	at VCU	W	77-62
	at Missouri State	W	82-71
	at Maryland	L	78-63
2006	Georgia Southern (0-1)		
	at Charlotte	L	77-61
2007	Appalachian State (0-1)		
	at Mississippi	L	73-59
2009	Davidson (1-1)		
	at South Carolina	W	70-63
	at Saint Mary's	L	80-68
2011	College of Charleston (2-1)		
	Dayton	W	94-84
	at Cleveland State	W	64-56
	at Wichita State	L	82-75

2014	Davidson (0-1)		
	at Missouri	L	85-77
2017	UNCG (0-1)		
	at Syracuse	L	90-77
2019	Furman (0-1)		
	Wichita State	L	76-70
	UNCG (1-1)		
	Campbell	W	84-69
	Lipscomb	L	86-69

Preseason NIT

1989	Chattanooga (0-1)		
	North Carolina	L	111-94
1991	ETSU (1-1)		
	Brigham Young	W	83-80
	Arizona	L	88-79
1998	College of Charleston (0-1)		
	Georgia	L	83-64
1999	Davidson (0-1)		
	Siena	L	88-79
2002	UNCG (1-2)		
	Wagner	W	84-65
	Kansas	L	105-66
2003	Davidson (0-1)		
	Texas Tech	L	89-58

College Basketball Invitational

2009	College of Charleston (1-1)		
	Troy	W	93-91
	Richmond	L	74-72
2010	College of Charleston (1-1)		
	at Eastern Kentucky	W	82-79
	at VCU	L	93-86
2011	Davidson (1-1)		
	James Madison	W	85-65
	at Creighton	L	102-92
2012	Wofford (0-1)		
	at Pittsburgh	L	81-63
2013	College of Charleston (0-1)		
	at George Mason	L	78-77
2015	Mercer (1-1)		
	Stony Brook	W	72-70
	Louisiana-Monroe	L	71-69
2016	UNCG (1-1)		
	Houston Baptist	W	69-65
	at Ohio	L	72-67
	Western Carolina (0-1)		
	at Vermont	L	79-74
2018	Mercer (1-1)		
	at Grand Canyon	W	78-73
	at North Texas	L	96-67
CollegInsider.com Tournament			
2009	The Citadel (0-1)		
	at Old Dominion	L	67-59

NIT breakdown by school

School	App.	Won	Lost	Pct.
Appalachian State	1	0	1	.000
College of Charleston	2	3	2	.600
Chattanooga	4	3	4	.429
Davidson	6	3	6	.333
ETSU	1	0	1	.000
Furman	2	0	2	.000
Georgia Southern	1	0	1	.000
Marshall	1	0	1	.000
UNCG	3	1	3	.250
North Carolina State	3	2	3	.400
West Virginia	1	0	1	.000
Total	25	12	25	.324

2010	Appalachian State (2-1)		
	Harvard	W	93-71
	at Marshall	W	80-72
	Pacific	L	64-56
	Western Carolina (0-1)		
	at Marshall	L	90-88
2011	Furman (0-1)		
	at ETSU	L	76-63
2013	Elon (0-1)		
	at Canisius	L	69-53
2014	Chattanooga (0-1)		
	at ETSU	L	79-66
2016	Furman (1-1)		
	Louisiana-Monroe	W	58-57
	Louisiana	L	80-72
	Mercer (0-1)		
	at Coastal Carolina	L	65-57
2017	Furman (2-1)		
	at USC Upstate	W	79-57
	at Campbell	W	79-64
	at Saint Peter's	L	77-51
	Samford (1-1)		
	Canisius	W	78-74
	at Liberty	L	66-58
2018	Wofford (0-1)		
	Central Michigan	L	98-94
2019	ETSU (0-1)		
	Green Bay	L	102-94
Vegas 16			
2016	ETSU (1-1)		
	vs. Louisiana Tech	W	88-83
	vs. Oakland	L	104-81