



2009 Southern Conference Football

Football Contact: Jonathan Caskey, Associate Director of Media Relations (jcaskey@socon.org); 864-591-5100



Week 3 - September 19, 2009

2009 SoCon Football Standings

(through Sept. 12)

C/SN	Team	CONFERENCE								OVERALL							
		W	L	Pct.	PF	PA	Home	Road	Streak	W	L	Pct.	PF	PA	Home	Road	Streak
	Furman	1	0	1.000	38	20	0-0	1-0	W1	2	0	1.000	83	41	1-0	1-0	W2
11/11	Elon	0	0	.000	0	0	0-0	0-0	L1	2	0	1.000	97	7	1-0	2-0	W2
	Georgia Southern	0	0	.000	0	0	0-0	0-0	W1	1	1	.500	35	70	1-0	0-1	L1
	Samford	0	0	.000	0	0	0-0	0-0	W1	1	1	.500	51	28	1-0	0-1	W1
15/14	Wofford	0	0	.000	0	0	0-0	0-0	W3	1	1	.500	49	54	1-0	0-1	W1
	The Citadel	0	0	.000	0	0	0-0	0-0	W1	0	1	.000	6	40	0-0	0-1	L2
9/10	Appalachian State	0	0	.000	0	0	0-0	0-0	W12	0	2	.000	59	69	0-1	0-1	L3
	Western Carolina	0	0	.000	0	0	0-0	0-0	L2	0	2	.000	20	72	0-1	0-1	L4
	Chattanooga #	0	1	.000	20	38	0-1	0-0	L13	1	1	.500	50	51	1-1	0-0	L1

C - FCS Coaches Poll; SN - Sports Network Poll; # - Ineligible for Southern Conference championship.

THIS WEEK'S SCHEDULE

September 12 (Saturday)	Series Record	Last Meeting	TV/Internet	Time (ET)
No. 14 Wofford at Wisconsin	0-0	First Meeting	Big Ten Network	12:00
Chattanooga at Presbyterian	UTC leads 3-2	UTC, 31-20, 1962	BigSouthSports.com	1:30
Furman at No. 25 Missouri	0-0	First Meeting	Fox Sports PPV	2:00
The Citadel at Princeton	The Citadel leads 1-0	The Citadel, 37-24, 2008	GoPrincetonTigers.TV	3:00
Miles at Samford	Samford leads 2-0	Samford, 30-7, 2006	SamfordSports.com	3:00
No. 11 Elon at Wake Forest	WFU leads 8-0-1	WFU, 34-0, 1939	ACCSelect.com	6:30
*Western Carolina at Georgia Southern	GSU leads 17-2	GSU, 38-31 (OT), 2008	SoCon.TV	7:00

LAST WEEK'S RESULTS

September 12 (Saturday)


- No. 10 Elon 41, Presbyterian 7
Outgained PC 614-91 in rout of Blue Hose.
- No. 16 McNeese St. 40, No. 2 Appalachian St. 35
Last-second FG spoils ASU's home opener.
- Furman 38, Chattanooga 20
Offense, defense and ST score TDs for FU.
- Gardner-Webb 27, Western Carolina 20
Pittman's two TD catches not enough for Cats.
- No. 14 Wofford 42, Charleston Southern 14
Terriers rush for 394 yards, 5 TDs.
- No. 21 South Dakota St. 44, Georgia Southern 6
Eagles sacked 9 times; fewest points in 14 years.
- Samford 27, Jacksonville 0
Bulldogs earn shutout in home opener.

QUICK HITS


Furman grabbed an early advantage by winning the only SoCon game scheduled thus far in 2009, 38-20 at Chattanooga ... In non-conference games, league teams struggled to a 3-3 mark, including a pair of losses at home by Appalachian State and Western Carolina ... 3 of the 7 games on the slate this week include SoCon teams visiting FBS opponents ... The last SoCon win over a FBS school was Appalachian State's historic upset of Michigan in 2007 (for a complete list of SoCon FBS wins, see p. 13 of notes) ... ASU, Elon and Wofford remain ranked in both major polls while Furman, Samford, Georgia Southern and The Citadel are receiving votes ... Elon's Scott Riddle set SoCon records Saturday with his 13th career 300-yard passing day and his 63rd career TD pass (both all-time marks).

PLAYERS OF THE WEEK


Offense

Jamal Shuman, Elon, So., RB 
190 yards rushing, 1 TD, one of two Elon rushers over 100 yards.


Defensive

Max Lerner, Furman, Jr., DB 
INT return for TD and 1.5 tackles for loss.

Freshman

Chris Awuah, Chattanooga, Fr., RB 
93 total yards, including a 52-yard touchdown reception.

Special Teams

Craig Camay, Chattanooga, Sr., PK 
2-for-2 on FGs, 2-for-2 on PATs and successful onside kick to open the game.

2009 SOCON Composite Football Schedule

September 3 (Thursday)

Chattanooga 30, Glenville State 12

September 5 (Saturday)

East Carolina 29, No. 1 Appalachian State 24

Furman 45, Presbyterian 21

Georgia Southern 29, Albany 26

No. 21 North Carolina 40, The Citadel 6

No. 11 Elon 56, Davidson 0

South Florida 40, No. 10 Wofford 7

UCF 28, Samford 24

Vanderbilt 45, Western Carolina 0

September 12 (Saturday)

No. 10 Elon 41, Presbyterian 7

No. 16 McNeese State 40, No. 2 Appalachian State 35

*Furman 38, Chattanooga 20

Gardner-Webb 27, Western Carolina 20

No. 14 Wofford 42, Charleston Southern 14

No. 21 South Dakota State 44, Georgia Southern 6

Samford 27, Jacksonville 0

September 19 (Saturday)

Wofford at Wisconsin (BTN) 12:00

Chattanooga at Presbyterian 1:30

Furman at Missouri (FSN-PPV) 2:00

The Citadel at Princeton 3:00

Miles at Samford 3:00

Elon at Wake Forest 6:30

*Western Carolina at Georgia Southern 7:00

September 26 (Saturday)

*Georgia Southern at Elon 1:30

*Samford at Appalachian State 3:30

*Furman at Western Carolina (WMYA) 6:00

*Wofford at Chattanooga 6:00

Presbyterian at The Citadel 7:00

October 3 (Saturday)

*Appalachian State at The Citadel 1:00

*Georgia Southern at Wofford 1:30

*Elon at Furman (SPSO) 3:00

*Western Carolina at Samford 3:00

October 10 (Saturday)

*The Citadel at Elon 1:30

North Carolina Central at Appalachian State 3:30

*Chattanooga at Samford (SPSO) 4:00

Georgia Southern at North Carolina TBA

October 17 (Saturday)

*Samford at Furman 2:00

*Appalachian State at Wofford (SPSO) 3:00

*The Citadel at Western Carolina (WMYA) 4:00

*Chattanooga at Georgia Southern 6:00

October 24 (Saturday)

*Chattanooga at Elon 1:30

*Furman at The Citadel 2:00

*Georgia Southern at Appalachian State (SPSO) 3:00

*Wofford at Western Carolina (WMYA) 4:00

October 31 (Saturday)

*Appalachian State at Furman (WLOS) 12:00

*Samford at The Citadel 1:00

*Elon at Wofford 1:30

*Western Carolina at Chattanooga 2:00

November 7 (Saturday)

*Elon at Western Carolina 1:00

*Georgia Southern at Samford 3:00

*Wofford at The Citadel (SPSO) 3:00

*Chattanooga at Appalachian State 3:30

Furman at Auburn (TBA/SEC) TBA

November 14 (Saturday)

Western Carolina at Eastern Kentucky 1:00

*Samford at Wofford 1:30

*The Citadel at Chattanooga 2:00

*Furman at Georgia Southern 2:00

*Appalachian State at Elon (SPSO) 3:00

November 21 (Saturday)

*The Citadel at Georgia Southern 2:00

*Elon at Samford 3:00

*Wofford at Furman (SPSO) 3:00

*Western Carolina at Appalachian State 3:30

Chattanooga at Alabama (TBA/SEC) TBA

November 28 (Saturday)

NCAA FCS Playoffs (First Round)

December 5 (Saturday)

NCAA FCS Playoffs (Quarterfinals)

December 11 and 12 (Friday, Saturday)

NCAA FCS Playoffs (Semifinals)

December 18 (Friday)

NCAA FCS Playoffs (Championship) ESPN2 8:00

* Southern Conference game

HC – Homecoming

ALL TIMES EASTERN

Game times subject to change due to television.

BHSN – Bright House Sports Network

BTN – Big Ten Network

ESPN2 – ESPN 2

ESPN360 – ESPN360.com

FSN-PPV – Fox Sports Net Pay Per View

MASN – Mid-Atlantic Sports Network

SPSO – SportSouth

WLOS-TV – ABC 13, Asheville, N.C.

WMYA "My 40" – WMYA-TV, Asheville, N.C.

2009 SOCON Television Schedule

Sept. 5	Appalachian State at East Carolina	12:00	MASN
Sept. 5	Presbyterian at Furman	5:00	WMYA-TV
Sept. 5	The Citadel at North Carolina	6:00	ESPN360
Sept. 5	Wofford at South Florida	7:00	BHSN
Sept. 5	Samford at UCF	7:30	BHSN
Sept. 5	Western Carolina at Vanderbilt	7:30	CSS
Sept. 19	Wofford at Wisconsin	12:00	Big Ten
Sept. 26	*Furman at Western Carolina	6:00	WMYA-TV
Oct. 3	*Elon at Furman	3:00	SportSouth
Oct. 10	*Chattanooga at Samford	4:00	SportSouth
Oct. 17	*Appalachian State at Wofford	3:00	SportSouth
Oct. 17	*The Citadel at Western Carolina	4:00	WMYA-TV
Oct. 24	*Georgia Southern at Appalachian State	3:00	SportSouth
Oct. 24	*Wofford at Western Carolina	4:00	WMYA-TV
Oct. 31	*Appalachian State at Furman	12:00	WLOS-TV
Nov. 7	*Wofford at The Citadel	3:00	SportSouth
Nov. 14	*Appalachian State at Elon	3:00	SportSouth
Nov. 21	*Wofford at Furman	3:00	SportSouth



All Times Eastern

SOCON Streaks

Consecutive Wins

2	Elon
2	Furman

Consecutive SoCon Wins

12	Appalachian State
3	Wofford

Consecutive Home Wins

7	Wofford
---	---------

Consecutive Home Regular Season Wins

7	Wofford
---	---------

Consecutive Home SoCon Wins

6	Appalachian State
4	Wofford



Week 3 (Sept. 19, 2009)



SOCON News and Notes

Elon, Samford Defense Continue Solid Play: Samford and Elon, which finished ranked 1-2 in the SoCon in 2008 in both total defense and scoring defense, are continuing the solid defensive play in 2009, as each team has posted a shutout in the first two weeks of the season.

After giving up just 7 points (3.5 ppg) and 195 total yards (97.5 ypg) in two games, Elon leads the league in every major defensive statistical category. In fact, Elon's start has been so dominant that the Phoenix lead the nation in both total offense (594.5 ypg) and total defense while outscoring its opponents 97-7.

Samford, which shut out Jacksonville 27-0 on Saturday night, is second in the league in scoring defense (14.0 ppg) and total defense (191.5 ypg) after facing FBS Central Florida and the FCS non-scholarship Dolphins to open the season.

Edwards, LeGree Watched for National Awards: After stellar seasons in 2008, football writers and fans across the nation have taken note of Appalachian State's Armanti Edwards and Mark LeGree. LeGree, a junior defensive back who led the nation and tied a SoCon single-season record with 10 INTs in 2008, was named one of 62 official candidates for the 2009 Bronko Nagurski Trophy, which honors college football's top defensive player. LeGree is the only NCAA Division I FCS representative on the Nagurski Trophy's preseason watch list.

Likewise, Edwards is the sole FCS nominee for both the Johnny Unitas Golden Arm Award and for the Manning Award. Both awards honor the top quarterback in collegiate football with the Unitas Award being limited to seniors.

Edwards Vies For Payton Award Double in 2009: Appalachian State quarterback Armanti Edwards was named as the recipient of the 2008 Walter Payton Award, which recognizes the top offensive player in FCS football. Edwards was the second straight SoCon QB to win the award, following Jayson Foster (Georgia Southern) in 2007. In total, five SoCon student-athletes have been honored with the award. A senior, Edwards is aiming to become the first player in the award's history to win it twice.

Southern Conference Walter Payton Award Winners

- 1992 - Michael Payton, QB, Marshall
- 1999 - Adrian Peterson, RB, Georgia Southern
- 2000 - Louis Ivory, RB, Furman
- 2007 - Jayson Foster, QB, Georgia Southern
- 2008 - Armanti Edwards, QB, Appalachian State

Evans, Hudgins, Roberts on Payton Radar: In addition to Edwards, Samford's Chris Evans, Elon's Terrell Hudgins and The Citadel's Andre Roberts were also identified for the "Watch List" of candidates for the 2009 Walter Payton Award.

Evans was the SoCon's top rusher in 2009 with 1,284 yards in Samford's first league season. Hudgins is the conference's all-time leading receiver while Roberts topped the league in every major receiving category in 2008.

In last season's Payton Award balloting, Roberts placed 13th and Hudgins finished 15th.

Appalachian Joins SoCon Record Books: Appalachian State completed a perfect 8-0 Southern Conference season in 2008, wrapping up its fourth consecutive league title. Appalachian State joins a short list of four-time champions, and if it wins the league crown again in 2009, Appalachian would become just the second-ever SoCon team to win five league titles in a row.

SoCon Football Championship Streak (Since 1933)

Team	Seasons	Consecutive Championships
Georgia Southern	1997-2002	6
West Virginia	1953-56	4
Furman	1980-83	4
Appalachian State	2005-08	4

SoCon Teams Set Winning Standard This Decade: The Southern Conference boasts three of the top 10 winningest teams in FCS football this decade (2000-present). Appalachian State's 90 overall victories during that span trail only Montana (106) while Furman (79) and Georgia Southern (77) sit in the sixth and ninth spots, respectively.

Winningest FCS Teams This Decade (2000-present)

1. Montana	107-22	.829
2. Appalachian State	90-32	.738
3. Northern Iowa	83-33	.716
4t. Colgate	75-33	.694
4t. McNeese State	75-33	.694
6. Furman	79-35	.693
7. North Dakota State	70-32	.686
8. Hampton	72-33	.686
9. Georgia Southern	77-36	.681
10. Lehigh	72-34	.679

Rebuilding and Reloading: SoCon teams return 65 percent of their starters from last season (148-of-228), up from just 57 percent returnees in 2008 ... the most experienced group are the specialists (73%) followed by defense (65%) and offense (63%) ... Elon has the most experienced group of returning starters for the second year in a row as 20-of-25 (80%) return from a Phoenix team which finished 8-4 overall and 6-2 in the SoCon last season ... Elon is the only league team to return 9 of its starters on offense while Appalachian State and The Citadel join the Phoenix with nine starting defenders back ... Wofford (46% starters returning) and Furman (52%) have the most holes to fill in the starting 25.

SoCon Returning Starters

Team	Offense	Defense	Specialists	Total (Pct.)
Appalachian State	7/4	9/2	2/1	18/7 (72%)
The Citadel	5/6	9/2	2/1	16/9 (64%)
Elon	9/2	9/2	2/1	20/5 (80%)
Furman	7/4	4/7	2/1	13/12 (52%)
Georgia Southern	7/4	7/4	3/0	17/8 (68%)
Samford	8/3	6/5	2/0	16/8 (67%)
Chattanooga	8/3	8/3	3/1	19/7 (73%)
Western Carolina	7/4	7/4	3/2	17/10 (63%)
Wofford	4/7	5/6	3/1	12/14 (46%)
Total	62/37	64/35	22/8	148/228 (65%)



Week 3 (Sept. 19, 2009)



SoCon Pair Among Nation's Rushing Elite: Appalachian State senior quarterback Armanti Edwards and Samford junior running back Chris Evans are among the nation's elite when it comes to 100-yard rushing games. Through 2008, both rank in the FCS top 25 in active career 100-yard games; however, a deeper look at the rankings shows the each is tops nationally among his classmates. Edwards' 17 100-yard performances are equaled only by fellow seniors David McCarthy of Albany and Trevyn Smith of Weber State, and Evans' 11 games over the century mark are the most nationally among juniors.

100-Yard Rushing Games – Active FCS Players (Entering 2009 season)

17 Armanti Edwards, Appalachian State

- 17 David McCarthy, Albany
- 17 Trevyn Smith, Weber State
- 15 J.T. Rogan, San Diego
- 14 William Ford, S.C. State
- 12 Joe Casey, Rhode Island
- 12 Conte Cuttino, Stony Brook

11 Chris Evans, Samford (Junior)

Hudgins, Roberts Rewriting Record Books: Elon junior wide receiver Terrell Hudgins continues to shatter records with his latest entry into the SoCon record book coming in the form of a career mark. With a seven-catch, 120-yard effort against Western Carolina on Nov. 8, 2008, Hudgins surpassed Marshall's Mike Barber for the most receiving yards in league history. Hudgins broke the league records for career receptions and receiving touchdowns earlier in 2008. Close on Hudgins' heels is The Citadel junior Andre Roberts whose three touchdowns against Wofford (Nov. 8) moved him to second all-time on the career charts with 29.

SoCon Career Receptions

1. **290, Terrell Hudgins (Elon), 2006-present**
2. 223, Michael Mayers (Elon), 2004-07
3. **218, Andre Roberts (The Citadel), 2006-present**
4. 209, Mike Barber (MAR), 1985-88
5. 201, DaVon Fowlkes (Appalachian State), 2001-04

SoCon Career Receiving Touchdowns

1. **40, Terrell Hudgins (Elon), 2006-present**
2. **29, Andre Roberts (The Citadel), 2006-present**
3. 28, Chas Fox (Furman), 1982-85
4. 26, Gerald Harp (WCU), 1977-80
5. 26, B.J. Adigun (ETSU), 1994-97

SoCon Career Receiving Yards

1. **3,907, Terrell Hudgins (Elon), 2006-present**
2. 3,520, Mike Barber (MAR), 1985-88
3. 3,124, Rick Beasley (Appalachian State), 1978-80
4. 3,091, Mark Stock (VMI), 1985-88
5. 3,025, Gerald Harp (WCU), 1977-80

Experienced Coaches: Appalachian State head coach Jerry Moore and Wofford head coach Mike Ayers are the deans of SoCon coaches, having combined for 274 victories while coaching in the Southern Conference ... Moore's 178 wins at Appalachian are the most in league history ... Ayers (96) is third on the list behind Moore and Duke's Wallace Wade ... Furman's Bobby Lamb (58 victories) needs six victories to enter the top 10.

SoCon Players Make NFL Impact: 14 players (13 on active roster, 1 on a practice squad) with SoCon ties are currently on NFL rosters ... the list includes Pro Bowl DB Courtland Finnegan of Samford who played in the OVC and three Marshall players who competed in the SoCon ... Appalachian State leads the way with three players while Chattanooga and Georgia Southern each have two ... Rob Bironas, Jerome Felton, Courtland Finnegan, Chris Hanson, Jason Hunter, Randy Moss, Terrell Owens and Chad Pennington are all expected to be in the starting lineup on week one.

NFL Players with Southern Conference Ties

Jason Hunter	DE	Appalachian State	Detroit Lions
Corey Lynch #	DB	Appalachian State	Cincinnati Bengals
Marques Murrell	LB	Appalachian State	New York Jets
Eldra Buckley	RB	Chattanooga	Philadelphia Eagles
Terrell Owens	WR	Chattanooga	Buffalo Bills
Jerome Felton	RB	Furman	Detroit Lions
Rob Bironas	PK	Georgia Southern	Tennessee Titans
Adrian Peterson	RB	Georgia Southern	Chicago Bears
Courtland Finnegan *	DB	Samford	Tennessee Titans
Brad Hoover	RB	Western Carolina	Carolina Panthers

Former Members (played in SoCon)

Gerald Sensabaugh	S	East Tennessee State	Jacksonville Jaguars
Chris Hanson	P	Marshall	New England Patriots
Randy Moss	WR	Marshall	New England Patriots
Chad Pennington	QB	Marshall	Miami Dolphins

*Competed in the OVC

#Practice squad member

Facilities Improve Throughout the Conference: Both Kidd Brewer Stadium at Appalachian State and Seibert Stadium at Samford will look different to visitors this season as each stadium received significant upgrades during the offseason.


At ASU, a seven story, 120,000-square foot building behind the west stands at Kidd Brewer Stadium was officially opened this month. The facility is a part of ASU's \$50 million facilities enhancement campaign, which also included an indoor practice facility, baseball, softball and soccer stadiums. It provides office space in addition to locker rooms, club seating and a new press box.

Samford's home opener on Sept. 12 showcased the newly-constructed Cooney Family Field House, a \$7.5 million, 39,000 square-foot structure in the south end zone of Seibert Stadium.

Elsewhere around the league, Furman installed a new scoreboard with video replay capabilities and Wofford opened a new building adjacent to Gibbs Stadium that houses a new weight room and coaches offices.



2009 SOCON Football Schedules



Appalachian State (0-2, 0-0)

S. 5	at East Carolina	L, 29-24
S. 12	No. 16 MCNEESE STATE	L, 40-35
S. 26	*SAMFORD	3:30
O. 3	*at The Citadel	1:00
O. 10	N.C. CENTRAL	3:30
O. 17	*at Wofford (SPSO)	3:00
O. 24	*GEORGIA SOUTHERN (SPSO)	3:00
O. 31	*at Furman (WLOS)	12:00
N. 7	*CHATTANOOGA	3:30
N. 14	*at Elon (SPSO)	3:00
N. 21	*WESTERN CAROLINA	3:30



The Citadel (0-1, 0-0)

S. 5	at No. 21 North Carolina	L, 40-6
S. 19	at Princeton	3:00
S. 26	PRESBYTERIAN	7:00
O. 3	*APPALACHIAN STATE	1:00
O. 10	*at Elon	1:30
O. 17	*at Western Carolina	1:00
O. 24	*FURMAN	2:00
O. 31	*SAMFORD	1:00
N. 7	*WOFFORD (SPSO)	3:00
N. 14	*at Chattanooga	2:00
N. 21	*at Georgia Southern	2:00



Elon (2-0, 0-0)

S. 5	DAVIDSON	W, 56-0
S. 12	at Presbyterian	W, 41-7
S. 19	at Wake Forest	6:30
S. 26	*GEORGIA SOUTHERN	1:30
O. 3	*at Furman (SPSO)	3:00
O. 10	*THE CITADEL	1:30
O. 24	*CHATTANOOGA	1:30
O. 31	*at Wofford	1:30
N. 7	*at Western Carolina	1:00
N. 14	*APPALACHIAN STATE (SPSO)	3:00
N. 21	*at Samford	3:00



Furman (2-0, 1-0)

S. 5	PRESBYTERIAN	W, 45-21
S. 12	*at Chattanooga	W, 38-20
S. 19	at Missouri (FSN-PPV)	2:00
S. 26	*at Western Carolina (WMYA)	6:00
O. 3	*ELON (SPSO)	3:00
O. 17	*SAMFORD	2:00
O. 24	*at The Citadel	2:00
O. 31	*APPALACHIAN STATE (WLOS)	12:00
N. 7	at Auburn (TBA)	TBA
N. 14	*at Georgia Southern	2:00
N. 21	*WOFFORD (SPSO)	3:00



Georgia Southern (1-1, 0-0)

S. 5	ALBANY	W, 29-26
S. 12	at No. 21 South Dakota State	L, 44-6
S. 19	*WESTERN CAROLINA	7:00
S. 26	*at Elon	1:30
O. 3	*at Wofford	1:30
O. 10	at North Carolina	TBA
O. 17	*CHATTANOOGA	6:00
O. 24	*at Appalachian State (SPSO)	3:00
N. 7	*at Samford	3:30
N. 14	*FURMAN	2:00
N. 21	*THE CITADEL	2:00



Samford (1-1, 0-0)

S. 5	at UCF	L, 28-24
S. 12	JACKSONVILLE	W, 27-0
S. 19	MILES	2:00
S. 26	*at Appalachian State	3:30
O. 3	*WESTERN CAROLINA	3:00
O. 10	*CHATTANOOGA (SPSO)	3:00
O. 17	*at Furman	2:00
O. 31	*at The Citadel	1:00
N. 7	*GEORGIA SOUTHERN	3:30
N. 14	*at Wofford	1:30
N. 21	*ELON	3:00



Chattanooga (1-1, 0-1)

S. 3	GLENVILLE STATE	W, 30-12
S. 12	*FURMAN	L, 38-20
S. 19	at Presbyterian	1:30
S. 26	*WOFFORD	6:00
O. 10	*at Samford (SPSO)	3:00
O. 17	*at Georgia Southern	6:00
O. 24	*at Elon	1:30
O. 31	*WESTERN CAROLINA	2:00
N. 7	*at Appalachian State	3:30
N. 14	*THE CITADEL	2:00
N. 21	at Alabama (TBA)	TBA



Western Carolina (0-2, 0-0)

S. 5	at Vanderbilt	L, 45-0
S. 12	GARDNER-WEBB	L, 27-20
S. 19	*at Georgia Southern	7:00
S. 26	*FURMAN (WMYA)	6:00
O. 3	*at Samford	3:00
O. 17	*THE CITADEL (WMYA)	4:00
O. 24	*WOFFORD (WMYA)	4:00
O. 31	*at Chattanooga	2:00
N. 7	*ELON	1:00
N. 14	at Eastern Kentucky	1:00
N. 21	*at Appalachian State	3:30



Wofford (1-1, 0-0)

S. 5	at South Florida	L, 40-7
S. 12	CHARLESTON SOUTHERN	W, 42-14
S. 19	at Wisconsin (Big Ten)	12:00
S. 26	*at Chattanooga	6:00
O. 3	*GEORGIA SOUTHERN	1:30
O. 17	*APPALACHIAN STATE (SPSO)	3:00
O. 24	*at Western Carolina (WMYA)	4:00
O. 31	*ELON	1:30
N. 7	*at The Citadel (SPSO)	3:00
N. 14	*SAMFORD	1:30
N. 21	*at Furman (SPSO)	3:00

All times Eastern • Schedules and times are subject to change



Week 3 (Sept. 19, 2009)



Game Capsules



No. 14 Wofford at Wisconsin
(1-1, 0-0 SoCon) (2-0, 0-0 Big Ten)
Camp Randall Stadium (80,321), Madison, Wisc.
Sept. 19 • 12:00 p.m. (ET)
TV: Big Ten Network



Capsule Summary

Series Record 0-0
Last Meeting First Meeting
Series Streak First Meeting
Wofford on the Web..... www.woffordterriers.com
SID Contact..... Brent Williamson (williamsondb@wofford.edu)
Coach Mike Ayers
Overall Record (Years) 153-118-2 (25th)
Record at Wofford (Years)..... 142-97-1 (22nd)
Wisconsin on the Web www.uwbadgers.com
SID Contact..... Brian Lucas (bml@athletics.wisc.edu)
Coach Bret Bielema
Overall Record (Years) 30-11 (4th)
Record at Wisconsin (Years) same

Last Game

Sept. 12 - No. 14 Wofford 42, Charleston Southern 14
 Wofford rushed for 394 yards and 5 touchdowns to win its home opener against Charleston Southern, 42-14. Mike Rucker and Eric Breitenstein each found the end zone twice and the Terriers' defense forced three CSU turnovers.

Sept. 12 - Wisconsin 34, Fresno State 31 (2 OT)
 After battling it out in two overtimes, Wisconsin kicker Philip Welch drilled a 22-yard field goal attempt to give the Badgers the 34-31 win over Fresno State Saturday afternoon in front of 80,353 fans at Camp Randall Stadium.

Game Notes

Saturday's game will mark Wofford's first-ever contest against a Big Ten school ... It will be the Terriers' second game against an FBS opponent following a 40-7 loss at South Florida on Sept. 5 ... The Badgers only game all-time against a current member of the SoCon was a 45-31 victory over The Citadel in a game that was tied 21-all at halftime ... Wofford is ranked second nationally (FCS) in rushing with an average of 285.5 yards per game.

Tale of the Tape

WOF	Category	WISC
24.5 (6 of 9)	Scoring Offense	31.0
285.5 (1)	Rushing Offense	170.0
54.5 (9)	Passing Offense	253.0
340.0 (5)	Total Offense	423.0
27.0 (5)	Scoring Defense	25.5
143.5 (4)	Rushing Defense	139.5
176.0 (6)	Passing Defense	231.5
319.5 (3)	Total Defense	371.0

Southern Conference rank in parenthesis.



Chattanooga at Presbyterian
(1-1, 0-0 SoCon) (0-2, 0-0 Big South)
Bailey Memorial Stadium (6,500), Clinton, S.C.
Sept. 19 • 1:30 p.m. (ET)
Internet: BigSouthSports.com

Capsule Summary

Series Record Chattanooga leads 3-2
Last Meeting Chattanooga won 31-20 (Nov. 3, 1962 in Clinton)
Series Streak Chattanooga has won 1
Chattanooga on the Web www.gomocs.com
SID Contact..... Jay Blackman (jay-blackman@utc.edu)
Coach Russ Huesman
Overall Record (Years) 1-1 (1st)
Record at Chattanooga (Years) same
Presbyterian on the Web www.gobluehose.com
SID Contact..... Brent Hager (bchager@presby.edu)
Coach Harold Nichols
Overall Record (Years) 0-2 (1st)
Record at Presbyterian (Years) same

Last Game

Sept. 12 - Furman 38, Chattanooga 20
 Senior wideout Blue Cooper was the standout for the Mocs in a 38-20 loss to Furman with a career-high 13 catches for 109 yards and a touchdown. A crowd of 11,201 was on hand, marking the fifth-largest crowd to witness a Chattanooga game at Finley stadium

Sept. 12 - No. 10 Elon 41, Presbyterian 7
 Elon dominated from start to finish, outgaining the Blue Hose 614-97 en route to a 41-7 road victory. PC managed just 2 yards rushing in the contest and held possession for only 20:49 in losing its second straight game to a Southern Conference opponent to start the season.

Game Notes

PC is now 0-2 against SoCon teams with games against Chattanooga and The Citadel (Sept. 26) remaining on the schedule ... UTC's last game against a Big South opponent was a 10-7 win at Liberty in 2005 ... QB B.J. Coleman has passed for more than 200 yards in each of his outings, totaling 3 TDs and just 1 INT ... Tailback Bryan Fitzgerald returning to the UTC lineup Saturday after missing all of 2008 and the 2009 opener with an injury.

Tale of the Tape

UTC	Category	PC
25.0 (5 of 9)	Scoring Offense	14.0
76.5 (6)	Rushing Offense	71.0
246.5 (2)	Passing Offense	190.5
323.0 (6)	Total Offense	261.5
25.5 (4)	Scoring Defense	43.0
184.5 (5)	Rushing Defense	239.0
173.5 (5)	Passing Defense	315.5
358.0 (5)	Total Defense	554.5

Southern Conference rank in parenthesis.

Game Capsules



Furman at No. 25 Missouri
(2-0, 1-0 SoCon) (2-0, 0-0 Big 12)
Memorial Stadium (71,004), Columbia, Mo.
Sept. 19 • 2:00 p.m. (ET)
TV: FSN Pay-Per-View



Capsule Summary

Series Record 0-0
Last Meeting First Meeting
Series Streak First Meeting
Furman on the Web www.furmanpaladins.com
SID Contact..... Hunter Reid (hunter.reid@furman.edu)
Coach Bobby Lamb
Overall Record (Years) 58-29 (8th)
Record at Furman (Years) same
Missouri on the Web www.mutigers.com
SID Contact..... Chad Moller (mollerc@missouri.edu)
Coach Gary Pinkel
Overall Record (Years) 134-78-3 (19th)
Record at Missouri (Years)..... 61-41 (10th)

Last Game

Sept. 12 - Furman 38, Chattanooga 20

Furman's offense, defense and special teams each scored touchdowns as it won the SoCon opener over Chattanooga. The Paladins built a 28-10 halftime lead and led 38-13 before a late UTC touchdown. Tersoo Uhaa rushed for two scores to pace the Paladins, and Max Lerner returned an INT for a touchdown on the first play from scrimmage.

Sept. 12 - No. 25 Missouri 27, Bowling Green 20

The 25th-ranked Tigers rallied from a 20-6 third quarter deficit to top Bowling Green and improve to 2-0 on the season. Derrick Washington rushed for 120 yards and a TD while QB Blaine Gabbart was 20-for-33 through the air for 172 yards and two scores.

Game Notes

Missouri is 2-4-2 all-time against members of the SoCon (0-2 vs. Clemson, 1-0 vs. Duke, 0-2 vs. Maryland, 1-0 vs. Marshall and 0-0-2 vs. Tulane) but 0-0 against current members ... Furman has never faced a Big 12 school ... The Paladins have lost seven straight games to FBS opponents after defeating North Carolina 28-3 in 1999.

Tale of the Tape

FUR	Category	MU
41.5 (2 of 9)	Scoring Offense	32.0
204.0 (3)	Rushing Offense	149.0
212.0 (5)	Passing Offense	248.5
416.0 (2)	Total Offense	397.5
20.5 (3)	Scoring Defense	14.5
109.5 (3)	Rushing Defense	112.0
263.5 (9)	Passing Defense	210.5
373.0 (6)	Total Defense	322.5

Southern Conference rank in parenthesis.



The Citadel at Princeton
(0-1, 0-0 SoCon) (0-0, 0-0 Ivy)
Princeton Stadium (27,800), Princeton, N.J.
Sept. 19 • 3:00 p.m. (ET)
Internet: GoPrincetonTigers.TV

Capsule Summary

Series Record The Citadel leads 1-0
Last Meeting The Citadel won 37-24 (Sept. 20, 2008 in Charleston)
Series Streak The Citadel has won 1
The Citadel on the Web www.citadelsports.com
SID Contact..... Noelle Orr Blaney (noelle.orr@citadel.edu)
Coach Kevin Higgins
Overall Record (Years) 76-51-1 (12th)
Record at The Citadel (Years) 20-26 (5th)
Princeton on the Web www.GoPrincetonTigers.com
SID Contact..... Craig Sachson (sachson@princeton.edu)
Coach Roger Hughes
Overall Record (Years) 43-46 (10th)
Record at Princeton (Years) same

Last Game

Sept. 5 - No. 21 North Carolina 40, The Citadel 6

The Citadel Football opened the 2009 season with a 40-6 loss to North Carolina before a crowd of 58,500 at Kenan Memorial Stadium in Chapel Hill, N.C. Redshirt freshman Joseph Boateng led the Bulldog defensive effort with seven tackles and two interceptions.

Nov. 22, 2008 - Princeton 28, Dartmouth 10

Jordan Culbreath rushed for 276 yards, the second-most in a single game in Princeton history, and scored two touchdowns to lead Princeton to a 28-10 victory over Dartmouth on a frigid November day at Princeton Stadium.

Game Notes

Last year's 37-24 The Citadel victory over Princeton in Charleston was the first-ever meeting on the gridiron between an Ivy League school and a current member of the Southern Conference ... Saturday's game is Princeton's season opener for 2009 ... Bart Blanchard equaled a season high with 3 TD passes against the Tigers in 2008 ... The Bulldogs have lost seven straight road games.

Tale of the Tape

CIT	Category	PU*
6.0 (9 of 9)	Scoring Offense	18.3
30.0 (9)	Rushing Offense	168.1
123.0 (8)	Passing Offense	159.0
153.0 (9)	Total Offense	327.1
40.0 (9)	Scoring Defense	21.4
261.0 (9)	Rushing Defense	126.4
114.0 (3)	Passing Defense	204.3
375.0 (7)	Total Defense	330.7

Southern Conference rank in parenthesis.

*2008 stats for Princeton

Game Capsules



Miles at Samford
(2-1, 2-1 SIAC) (1-1, 0-0 SoCon)
Seibert Stadium (6,700), Birmingham, Ala.
Sept. 19 • 3:00 p.m. (ET)
Internet: SamfordSports.com

Capsule Summary

Series RecordSamford leads 2-0
Last Meeting Samford won 30-7 (Aug. 31, 2006 in Birmingham)
Series Streak Samford has won 2
Miles on the Web..... www.milesgoldenbears.com
SID Contact..... Willie K. Patterson (wpatterson@miles.edu)
Coach William "Billy" Joe
Overall Record (Years) 241-117-4 (32nd)
Record at Miles (Years) 4-9 (2nd)
Samford on the Web..... www.samfordsports.com
SID Contact..... Joey Mullins (jmmulli1@samford.edu)
Coach Pat Sullivan
Overall Record (Years) 35-55-1 (9th)
Record at Samford (Years)..... 11-13 (3rd)

Last Game

Sept. 12 - Benedict 40, Miles 31

Despite throwing for 330 yards on the day, Miles fell to Benedict 40-31 for its first loss of the season. The Golden Bears allowed 403 yards rushing on the day.

Sept. 12 - Samford 27, Jacksonville 0

Samford's defense recorded its second shutout in as many seasons with a 27-0 win over Jacksonville in the home opener. Offensively, Dustin Taliaferro passed for 225 yards and two touchdowns while all-SoCon back Chris Evans rushed for 73 yards and a score while Erik Peterson led the defensive effort with two sacks, two forced fumbles and a fumble recovery.

Game Notes

Located across town from one another, Samford and Miles meet up for just the third time on the gridiron ... After rushing for more than 100 yards in 7-of-11 games a season ago, Chris Evans is still looking to top the century mark in 2009, putting up 76 and 73 yards in his first two games ... A win would give Samford a 2-1 start for the fourth straight season.

Tale of the Tape

Miles	Category	SAM
29.7	Scoring Offense	25.5 (4 of 9)
133.7	Rushing Offense	112.0 (5)
205.0	Passing Offense	236.5 (4)
338.7	Total Offense	348.5 (4)
24.7	Scoring Defense	14.0 (2)
232.7	Rushing Defense	79.0 (2)
133.0	Passing Defense	112.5 (2)
365.7	Total Defense	191.5 (2)

Southern Conference rank in parenthesis.



No. 11 Elon at Wake Forest
(2-0, 0-0 SoCon) (1-1, 0-0 ACC)
BB&T Field (31,500), Winston-Salem, N.C.
Sept. 19 • 6:30 p.m. (ET)
Internet: ACC Select

Capsule Summary

Series RecordWake Forest leads 8-0-1
Last MeetingWFU won 34-0 (1939 in Greensboro)
Series Streak Wake Forest has won 2
Elon on the Web..... www.elonphoenix.com
SID Contact..... Chris Rash (crash@elon.edu)
Coach Pete Lembo
Overall Record (Years) 66-28 (9th)
Record at Elon (Years)..... 22-14 (4th)
Wake Forest on the Web..... www.wakeforestsports.com
SID Contact..... Steve Shutt (shuttsj@wfu.edu)
Coach Jim Grobe
Overall Record (Years) 88-78-1 (15th)
Record at Wake Forest (Years)..... 55-45 (9th)

Last Game

Sept. 12 - No. 10 Elon 41, Presbyterian 7

Elon dominated from start to finish, outgaining the Blue Hose 614-97 en route to a 41-7 road victory. Elon held PC to just 2 yards rushing in the contest and held possession for 39:11. Two Phoenix rushers (Jamal Shuman and A.J. Harris) crossed the 100-yard barrier, marking the first time in 10 seasons that two Elon players had done so in the same game.

Sept. 12 - Wake Forest 24, Stanford 17

Wake Forest scored 21 unanswered points and racked up 311 yards of total offense in the second half to post a thrilling 24-17 comeback win over Stanford. Riley Skinner scored the game-winning touchdown with just two seconds remaining.

Game Notes

The matchup is just the second against an FBS opponent in Elon history (28-13 loss to South Florida in 2007) ... Wake's last game against a SoCon school was a 20-10 win over Appalachian State in Jim Grobe's second game as head coach (Sept. 8, 2001) ... Elon leads the FCS in both total offense (594.5 ypg) and total defense (97.5 ypg).

Tale of the Tape

Elon	Category	WFU
48.5 (1 of 9)	Scoring Offense	22.5
227.0 (2)	Rushing Offense	188.5
367.5 (1)	Passing Offense	175.0
594.5 (1)	Total Offense	363.5
3.5 (1)	Scoring Defense	20.5
32.5 (1)	Rushing Defense	156.0
65.0 (1)	Passing Defense	222.5
97.5 (1)	Total Defense	378.5

Southern Conference rank in parenthesis.

Game Capsules/Preseason Information



Western Carolina at Georgia Southern
(0-2, 0-0 SoCon) (1-1, 0-0 SoCon)
Paulson Stadium (18,000), Statesboro, Ga.
Sept. 19 • 7:00 p.m. (ET)
Internet: SoCon.TV



Capsule Summary

Series Record Georgia Southern leads 17-2
Last Meeting GSU won 38-31 in OT (Oct. 25, 2008 in Cullowhee)
Series Streak GSU has won 14
Western Carolina on the Web www.catamountsports.com
SID Contact..... Daniel Hooker (dhooker@email.wcu.edu)
Coach Dennis Wagner
Overall Record (Years)47-48-1 (11th)
Record at Western Carolina (Years) 3-11 (2nd)
Georgia Southern on the Web www.georgiasouthern.com
SID Contact...Patrick Osterman (prosterman@georgiasouthern.edu)
Coach Chris Hatcher
Overall Record (Years)90-22 (10th)
Record at Georgia Southern (Years) 14-10 (3rd)

Last Game

Sept. 12 - Gardner-Webb 27, Western Carolina 20
 Western Carolina scored 20 consecutive points to tie the game in the fourth quarter, but a 1-yard TD run by Stan Doolittle with 2:02 remaining gave GWU the win. Marquel Pittman caught 9 passes for 113 yards and 2 TDs and a two-point conversion to lead the Catamounts.

Sept. 12 - No. 21 South Dakota State 44, Georgia Southern 6
 Georgia Southern found itself down only by 10 at halftime but South Dakota State pulled away in the second half and handed the Eagles a 44-6 defeat. The loss also marked the first time Georgia Southern was held to less than seven points since 1995 (45-0 at Montana).

Game Notes

Georgia Southern has won 14 straight against Western Carolina, including last year's rally from a 31-3 4th quarter deficit ... A GSU win would equal the longest active win streak in a SoCon series at 15 (Furman over Chattanooga) ... GSU has lost 5 straight SoCon games at home and 7 of 9 dating back to 2006 ... The Catamounts have lost 12 straight SoCon road contests.

Tale of the Tape

WCU	Category	GSU
10.0 (8 of 9)	Scoring Offense	17.5 (7 of 9)
42.0 (7)	Rushing Offense	34.5 (8)
175.5 (7)	Passing Offense	245.5 (3)
217.5 (8)	Total Offense	280.0 (7)
36.0 (8)	Scoring Defense	35.0 (7)
258.5 (8)	Rushing Defense	201.0 (7)
226.0 (7)	Passing Defense	147.5 (4)
484.5 (9)	Total Defense	348.5 (4)

Southern Conference rank in parenthesis.

2009 Southern Conference Preseason All-Conference Teams

Offensive Player of the Year: Armanti Edwards, Sr., QB, ASU
Defensive Player of the Year: Jacque Roman, Sr., LB, ASU

FIRST TEAM		SECOND TEAM	
Offense		Offense	
QB	Armanti Edwards, Sr., ASU	QB	Scott Riddle, Jr., Elon
RB	Mike Brown, Jr., FUR	RB	Devon Moore, Jr., ASU
RB	Chris Evans, Jr., SAM	RB	Brandon Newsome, Jr., Elon
OL	Mario Acitelli, Sr., ASU	OL	Cole Fountain, Sr., GSU
OL	Pat Illig, Jr., WOF	OL	Thomas Suggs, Sr., CIT
OL	David Harrison, Sr., Elon	OL	Daniel DeHaven, Sr., CIT
OL	(tie) Brett Irvin, Jr., ASU	OL	Trey Johnson, Jr., WOF
OL	(tie) Daniel Kilgore, Jr., ASU	OL	Tyler Haynes, Sr., FUR
OL	(tie) Jon Weber, Sr., SAM	TE	Ben Jordan, So., ASU
TE	Chris Truss, Sr., FUR	WR	CoCo Hillary, Jr., ASU
WR	Andre Roberts, Sr., CIT	WR	Brian Quick, So., ASU
WR	Terrell Hudgins, Sr., Elon		
Defense		Defense	
DL	Jabari Fletcher, Jr., ASU	DL	Brandon Ward, Jr., Elon
DL	Terrence Reese, Sr., CIT	DL	Anthony Williams, Sr., ASU
DL	Mitch Clark, Sr., WOF	DL	Justin Brown, Sr., FUR
DL	Eric Ludwig, Sr., Elon	DL	Eric Eberhardt, So., WOF
LB	Jacque Roman, Sr., ASU	LB	D.J. Smith, Jr., ASU
LB	Bryce Smith, Jr., SAM	LB	Gary Blount, Sr., WOF
LB	Joshua Jones, So., Elon	LB	Dion Dubose, So., GSU
DB	Mark LeGree, Jr., ASU	DB	Ed Gainey, So., ASU
DB	Max Lerner, Jr., FUR	DB	Mychael Johnson, Sr., WOF
DB	Karlos Sullivan, Sr., Elon	DB	Julian Hicks, Sr., FUR
DB	Cortez Gilbert, Jr., ASU	DB	(tie) Buster Skrine, Jr., UTC
		DB	(tie) Cortez Allen, Jr., CIT
Specialists		Specialists	
PK	Adrian Mora, So., GSU	PK	Jason Vitaris, Jr., ASU
P	Trent Hawk, Sr., FUR	P	Bob Hooper, Jr., SAM
RS	Andre Roberts, Sr., CIT	RS	CoCo Hillary, Jr., ASU

2009 SoCon Football Preseason COACHES' POLL

Place	School (First-place votes)	Points
1.	Appalachian State (8)	64
2.	Wofford	53
3.	Elon	51
4.	Furman	40
5.	Georgia Southern (1)	39
6t.	The Citadel	26
6t.	Samford	26
8.	Western Carolina	15
9.	Chattanooga	10

2008 SoCon Football Preseason MEDIA POLL

Place	School (First-place votes)	Points
1.	Appalachian State (46)	429
2.	Elon (1)	360
3.	Wofford	326
4.	Georgia Southern (1)	275
5.	Furman	260
6.	Samford	194
7.	The Citadel	165
8.	Western Carolina	94
9.	Chattanooga	57



Week 3 (Sept. 19, 2009)



National Polls

2009 FCS Coaches Poll

School	PS	S	S	S	S	O	O	O	O	N	N	N	N	F
	7	14	21	28	5	12	19	26	2	9	16	23		
Richmond	2	1	1											
Villanova	5	3	2											
Montana	3	4	3											
Northern Iowa	4	5	4											
William & Mary	14	7	5											
James Madison	6	6	6											
New Hampshire	8	9	7											
Southern Illinois	7	8	8											
Appalachian State	1	2	9											
McNeese State	15	16	10											
Elon	11	11	11											
Weber State	9	10	12											
Central Arkansas	12	12	13											
Cal Poly	13	13	14											
Wofford	10	14	15											
South Carolina State	16	15	16											
Massachusetts	18	18	17											
Texas State	21	19	18											
Maine	19t	20	19											
Eastern Washington	17	17	20											
South Dakota State	23	25	21											
Jacksonville State	19t	21	22											
Eastern Kentucky	-	23	23											
Liberty	-	24	24											
Harvard	22	22	25											
Hofstra	24	-	-											
Grambling State	25	-	-											

2009 The Sports Network Poll

School	PS	S	S	S	S	O	O	O	O	N	N	N	N	F
	7	14	21	28	5	12	19	26	2	9	16	23		
Richmond	2	1	1											
Villanova	5	3	2											
Northern Iowa	4	4	3											
Montana	3	5	4											
William & Mary	14	7	5											
New Hampshire	8	9	6											
James Madison	6	6	7											
McNeese State	15	16	8											
Southern Illinois	7	8	9											
Appalachian State	1	2	10											
Elon	11	10	11											
Cal Poly	12	12	12											
Weber State	9	11	13											
Wofford	10	14	14											
South Carolina State	16	15	15											
Central Arkansas	13	13	16											
Massachusetts	17	17	17											
South Dakota State	22	21	18											
Texas State	20	19	19											
Maine	19	20	20											
Eastern Washington	18	18	21											
Eastern Kentucky	23	22	22											
Holy Cross	25	25	23											
Jacksonville State	21	23	24											
Harvard	23	24	25											

This Date in SOCON History

Sept. 19, 1981

Appalachian State jumped out to a 10-0 lead and never trailed in dispatching preseason SoCon favorite Chattanooga, 31-14.

Trailing 3-0 entering the final period, The Citadel rallied for a 12-3 victory over Western Carolina in Charleston.

Furman's defense limited East Tennessee State to 138 yards of total offense compared to the Paladins' 357 in a 21-0 shutout of the Buccaneers.

Sept. 19, 1987

Tim Sanders rushed for 160 yards and three touchdowns as No. 7 Appalachian State topped VMI, 27-10, in Boone.

Todd Cottrell passed for 226 yards and a score to lead Western Carolina to a 20-14 victory over Furman – the Catamount's fourth win in the last five meetings with Furman.

Sept. 19, 1992

No. 9 The Citadel rushed for a school-record 570 yards in a 28-7 win over East Tennessee State. Everette Sands (192, 2 TDs) and Jack Douglas (174, 2 TDs) led the Bulldogs' dominant ground attack.

Carl Tremble rushed for 168 yards and three touchdowns as Furman amassed 602 yards of total offense in a 43-7 win over Presbyterian.

Sept. 19, 1998

Stuart Rentz rushed for 133 yards and Furman forced six turnovers in a 34-24 win over Samford in Birmingham.

Greg Hill passed for two touchdowns and ran for two more while Georgia Southern's defense accounted for a school record 12 sacks in the Eagles' 45-10 win over Wofford.

Western Carolina opened SoCon play with a 14-8 win at The Citadel as Brad Hoover rushed for 85 yards and a touchdown.

SOCON Coaching Records

Coach, School	Years at School	Record at School	SoCon Record	SoCon Pct.	Career Record	Career Pct.
Jerry Moore, Appalachian State	21	178-75	117-35	.770	205-123-2	.624
Kevin Higgins, The Citadel	5	20-26	12-17	.414	76-51-1	.594
Pete Lembo, Elon	4	22-14	12-10	.545	66-28	.702
Bobby Lamb, Furman	8	58-29	36-17	.679	58-29	.667
Chris Hatcher, Georgia Southern	3	14-10	8-7	.533	90-22	.804
Pat Sullivan, Samford	3	11-13	4-4	.500	35-55-1	.390
Russ Huesman, Chattanooga	1	1-1	0-1	.000	1-1	.500
Dennis Wagner, Western Carolina	2	3-11	1-7	.125	47-48-1	.495
Mike Ayers, Wofford	22	142-97-1	62-51	.549	153-118-2	.564



Week 3 (Sept. 19, 2009)



SOCON vs. Other Conferences (7-8)

FBS Opponents (0-5)



Atlantic Coast (0-1)

No. 21 North Carolina 40, The Citadel 6
Elon at Wake Forest, 6:30 p.m. Sept. 19
Georgia Southern at North Carolina, TBA Oct. 10



Big East (0-1)

South Florida 40, No. 10 Wofford 7



Big Ten (0-0)

Wofford at Wisconsin, 12 p.m. Sept. 19



Big 12 (0-0)

Furman at Missouri, 2 p.m. Sept. 19



Conference USA (0-2)

East Carolina 29, No. 1 Appalachian State 24
UCF 28, Samford 24



Southeastern (0-1)

Vanderbilt 45, Western Carolina 0
Furman at Auburn, TBA Nov. 7
Chattanooga at Alabama, TBA Nov. 21

FCS Opponents (6-3)



Big South (3-1)

Furman 45, Presbyterian 21
Elon 41, Presbyterian 7
Gardner-Webb 27, Western Carolina 20
Wofford 42, Charleston Southern 14
Chattanooga at Presbyterian, 1:30 p.m. Sept. 19
Presbyterian at The Citadel, 7 p.m. Sept. 26



Independents (0-0)

N.C. Central at Appalachian State, 3:30 p.m. Oct. 10



Ivy (0-0)

The Citadel at Princeton, 3 p.m. Sept. 19



Missouri Valley (0-1)

South Dakota State 44, Georgia Southern 6



Northeast (1-0)

Georgia Southern 29, Albany 26



Ohio Valley (0-0)

Western Carolina at Eastern Kentucky, 1 p.m. Nov. 14



Pioneer (2-0)

No. 11 Elon 56, Davidson 0
Samford 27, Jacksonville 0



Southland (0-1)

McNeese State 40, Appalachian State 35

Non-Division I Opponents (1-0)

Chattanooga 30, Glensville State 12
Miles at Samford, 3 p.m. Sept. 19

All Times Eastern

2009 NCAA Statistical Leaders

Individual

Rushing

3	Jamal Shuman (Elon)	152.50 ypg
19	Devon Moore (ASU)	96.00 ypg
21	Eric Breitenstein (WOF)	93.50 ypg
25	Tersoo Uhaa (FUR)	91.00 ypg
27	A.J. Harris (Elon)	90.00 ypg
47	Chris Evans (SAM)	74.50 ypg
48	Mitch Allen (WOF)	73.50 ypg

Passing Yards

4	Scott Riddle (Elon)	336.00 ypg
19	B.J. Coleman (UTC)	241.50 ypg
25	Lee Chapple (GSU)	216.50 ypg
27	Jordan Sorrells (FUR)	212.00 ypg
40	Dustin Taliaferro (SAM)	183.00 ypg
44	Zach Jaynes (WCU)	174.50 ypg

Passes Completed

6	Lee Chapple (GSU)	27.50 cpg
9	Scott Riddle (Elon)	23.50 cpg
15	Bart Blanchard (CIT)	21.00 cpg
20	B.J. Coleman (UTC)	20.00 cpg
25	Jordan Sorrells (FUR)	17.50 cpg
30	Dustin Taliaferro (SAM)	17.00 cpg
30	Zach Jaynes (WCU)	17.00 cpg

Passing Efficiency

3	Scott Riddle (Elon)	188.19
17	Jordan Sorrells (FUR)	162.89
35	B.J. Coleman (UTC)	136.11
37	Dustin Taliaferro (SAM)	130.95

Total Offense

9	Scott Riddle (Elon)	324.00 ypg
29	Jordan Sorrells (FUR)	237.50 ypg
30	B.J. Coleman (UTC)	237.00 ypg
44	Lee Chapple (GSU)	195.50 ypg

Receptions per Game

2	Blue Cooper (UTC)	10.50 rpg
3	Andre Roberts (CIT)	10.00 rpg
4	Terrell Hudgins (Elon)	9.00 rpg
39	Darreion Robinson (GSU)	5.50 rpg
39	Adam Urbano (GSU)	5.50 rpg
39	Jamere Valentine (GSU)	5.50 rpg
39	Marquel Pittman (WCU)	5.50 rpg

Receiving Yards per Game

3	Terrell Hudgins (Elon)	145.00 ypg
9	Blue Cooper (UTC)	118.00 ypg
20	Riley Hawkins (SAM)	104.00 ypg

All-Purpose Yards per Game

5	Jamal Shuman (Elon)	215.50 ypg
11	Kevin Hardy (CIT)	178.00 ypg
29	Terrell Hudgins (Elon)	145.00 ypg

35	Devon Moore (ASU)	137.50 ypg
40	Riley Hawkins (SAM)	134.50 ypg
40	Mike Rucker (WOF)	134.50 ypg

Punting

15	Charlie Edwards (GSU)	42.30 avg.
26	Cass Couey (CIT)	39.67 avg.
32	Blake Cain (WCU)	38.92 avg.

Punt Returns

5	Travaris Cadet (ASU)	14.33 avg.
6	Lance Camp (Elon)	13.17 avg.
19	Brenton Bersin (WOF)	8.00 avg.
22	Ronnie Wiggins (GSU)	6.67 avg.

Kickoff Returns

21	Darrell Pasco (GSU)	28.25 avg.
33	Mike Rucker (WOF)	24.40 avg.
34	Kevin Hardy (CIT)	24.33 avg.
35	B.J. Frazier (ASU)	24.00 avg.

Field Goals per Game

7	Sam Keeler (CIT)	2.00 fpg
7	Adrian Mora (GSU)	2.00 fpg
15	Cameron Yaw (SAM)	1.50 fpg
27	Adam Shreiner (ELON)	1.00 fpg
27	Matthew Cesari (FUR)	1.00 fpg
27	Craig Camay (UTC)	1.00 fpg
27	Blake Bostic (WCU)	1.00 fpg

Scoring

8	Terrell Hudgins (Elon)	12.00 ppg
8	Tersoo Uhaa (FUR)	12.00 ppg
30	Adam Shreiner (Elon)	9.50 ppg
31	Chris Awuah (UTC)	9.00 ppg
31	Riley Hawkins (SAM)	9.00 ppg
31	Eric Breitenstein (WOF)	9.00 ppg

Tackles

8	Joseph Thornton (UTC)	12.00 tpg
8	Dion DuBose (GSU)	12.00 tpg
16	D.J. Smith (ASU)	11.00 tpg
16	Mike Niam (WOF)	11.00 tpg
29	Ricky Schwarz (WCU)	10.50 tpg
33	Jacque Roman (ASU)	10.00 tpg
33	Chris Collins (WCU)	10.00 tpg

Sacks

9	Andre Campbell (Elon)	1.25 spg
15	6 players	1.00 spg

Interceptions

1	Joseph Boateng (CIT)	2.00 ipg
8	Cameron McGlenn (Elon)	1.00 ipg
45	10 players	0.50 ipg

Team

Team	Rushing Off./Def.	Passing Off./Def.	Scoring Off./Def.	Total Off./Def.
Appalachian State	24/77	50/83	25/83	34/86
The Citadel	106/100	89/14	107/97	106/70
Elon	10/6	4/4	4/4	1/1
Furman	17/43	35/96	9/42	21/68
Georgia Southern	88/82	24/27	64/85	73/59
Samford	67/26	28/12	39/19	43/8
Chattanooga	91/76	23/46	42/57	53/62
Western Carolina	101/99	61/77	80/87	93/99
Wofford	2/59	106/48	44/61	51/48

SOCON By the Numbers

SOCON Players of the Week

Offense

S. 7 Jordan Sorrells, FUR, QB 285 pass, 51 rush, 4 TDS
 S. 14 Jamal Shuman, Elon, RB 190 rush yards, 1 TD

Freshman

S. 7 Jamere Valentine, GSU, WR 6 rec., 79 yards, 2 TDs
 S. 14 Chris Awuah, UTC, RB 93 total yards, 1 TD

Defense

S. 7 Joseph Boateng, CIT, DB 2 INTs, team-high 7 tackles
 S. 14 Max Lerner, FUR, DB INT return for TD, 1.5 TFL

Special Teams

S. 7 Lance Camp, Elon, PR 6 ret., 79 yards, 1 TD
 S. 14 Craig Camay, UTC, PK 2 FGs, 2 PATs, onsidess kick

2008 National Weekly Awards Winners

College Sporting News National All Stars

Sept. 7 Jordan Sorrells, Furman, QB



Furman quarterback Jordan Sorrells

Career SOCON Weekly Award Winners

(since 2005, among active players)

- 11 - Armanti Edwards (ASU, QB, 6 Off., 5 FR)
- 6 - Scott Riddle (Elon, QB, 3 Off., 3 Fr.)
- 4 - Jordan Sorrells (FUR, QB, 1 Off., 3 Fr.)
- 3 - Andre Roberts (CIT, WR/RS, 1 Fr., 2 ST)
- 2 - Craig Camay (UTC, PK, 2 ST); Bob Hooper (SAM, P, 2 ST); Terrell Hudgins (Elon, WR, 2 Off.); DeAndre Presley (ASU, QB, 1 Off., 1 Fr.); Jamal Shuman (Elon, RB, 1 Off., 1 Fr.); D.J. Smith (ASU, LB, 2 Def.); Karlos Sullivan (Elon, DB/RS, 1 Fr., 1 ST); Dustin Taliaferro (SAM, QB, 2 Fr.)
- 1 - Mitch Allen (WOF, QB, 1 Fr.); Chris Awuah (UTC, RB, 1 Fr.); Bart Blanchard (CIT, QB, 1 Fr.); Joseph Boateng (CIT, DB, 1 Def.); Mike Brown (FUR, RB, 1 Fr.); Blake Cain (WCU, P, 1 ST); Lance Camp (Elon, WR/PR, 1 ST); Lee Chapple (GSU, QB, 1 Off.); Terrell Dallas (CIT, RB, 1 Fr.); Andy Davis (SAM, DB, 1 Def.); Dion Dubose (GSU, LB, 1 Def.); Chris Evans (SAM, RB, 1 Off.); Cortez Gilbert (ASU, CB, 1 Def.); A.J. Harris (Elon, RB, 1 Fr.); Patrick Hatcher (SAM, DL, 1 Def.); Julian Hicks (FUR, S, 1 Def.); Zack Jaynes (WCU, QB, 1 Fr.); Mark LeGree (ASU, DB, 1 Def.); Max Lerner (FUR, DB, 1 Def.); Adrian McLeod (WCU, LB, 1 Def.); Marquel Pittman (WCU, WR, 1 Fr.); Brian Quick (ASU, WR, 1 Fr.); Devin Radford (ASU, RB, 1 Off.); Jacque Roman (ASU, LB, 1 Def.); Zeke Rozier (GSU, RB, 1 Fr.); Chris Teal (GSU, WR, 1 Fr.); Jamere Valentine (GSU, WR, 1 Fr.); Nolan Ward (Elon, LB, 1 Fr.); E.J. Webb (GSU, LB, 1 Fr.); Robert Welton (ASU, RB, 1 Off.); Brandon Wiggins (Elon, LB, 1 Fr.); Anthony Williams (ASU, DE, 1 Def.); Erroll Wynn (UTC, RB, 1 Fr.)

SOCON By the Numbers

Wins vs. FBS (I-A) Teams

1982	Furman 28, South Carolina 23
1982	Furman 17, Georgia Tech 14
1983	Chattanooga 38, Louisiana-Lafayette 14
1983	Appalachian State 27, Wake Forest 25
1984	Chattanooga 9, Louisiana-Lafayette 7
1984	Furman 34, North Carolina State 30
1985	Furman 42, North Carolina State 20
1986	Furman 17, Georgia Tech 17 (tie)
1987	East Tennessee State 29, North Carolina State 14
1988	The Citadel 42, Navy 35
1988	Appalachian State 34, Wake Forest 34
1989	Appalachian State 15, Wake Forest 10
1989	The Citadel 14, Navy 10
1990	The Citadel 38, South Carolina 35
1991	The Citadel 20, Army 14
1991	Appalachian State 17, Wake Forest 3
1992	The Citadel 10, Arkansas 3
1992	The Citadel 15, Army 14
1995	Appalachian State 24, Wake Forest 22
1998	Appalachian State 30, Wake Forest 27
1999	Furman 28, North Carolina 3
2000	Wofford 24, Louisiana-Monroe 6
2000	Appalachian State 20, Wake Forest 16
2004	Georgia Southern 53, Florida International 32
2007	Appalachian State 34, Michigan 32

2009 Attendance

SoCon teams attracted 673,283 fans in 56 contests last season. Average attendance through two weeks in 2009 is up 474 fans per game.

Rank	Team	2007 Avg.	2008 Avg.	2009 Avg.	Change
1	Appalachian State	24,219 (9)	25,161 (8)	27,914 (1)	+2,753
6	Georgia Southern	18,925 (6)	18,168 (6)	18,118 (1)	-50
19	The Citadel	13,757 (6)	12,261 (6)	-	-
30	Furman	12,590 (5)	10,073 (6)	10,960 (1)	+887
39	Elon	7,734 (6)	9,220 (6)	8,258 (1)	-962
47	Western Carolina	6,760 (5)	8,320 (6)	9,673 (1)	+1,353
52	Wofford	8,345 (7)	7,812 (6)	7,017 (1)	-795
58	Samford	5,764 (6)	7,064 (6)	5,328 (1)	-1,736
69	Chattanooga	6,264 (6)	5,748 (6)	12,602 (2)	+6,854
	SoCon Average	13,073 (50)	12,023 (56)	12,497 (9)	+474

Shutout Chart

Team	Last SHO Win	Gms Ago	Last SHO Loss	Gms Ago
ASU	41-0, Mars Hill, 2006	44	24-0, LSU, 2005	53
CIT	76-0, Webber Int'l., 2007	23	61-0, Maryland, 2003	75
Elon	56-0, Davidson, 2009	2	21-0, Citadel, 2005	37
FUR	10-0, Elon, 2004	57	33-0, Clemson, 1998	137
GSU	35-0, Savannah St., 2003	70	45-0, Montana, 1995	170
SAM	27-0, Jacksonville, 2009	1	29-0, Tenn. Tech, 2000	90
UTC	38-0, Western Caro., 2003	63	55-0, Wofford, 2006	26
WCU	35-0, Shorter, 2008	13	45-0, Vanderbilt, 2009	2
WOF	55-0, Chatt., 2006	28	24-0, Western Caro., 2005	41

Overtime Games

Date	Result
Dec. 1, 1990	Nevada-Reno 42, Furman 35 (3 OT)
Oct. 19, 1991	Appalachian State 26, Furman 23 (3 OT)
Nov. 2, 1991	Marshall 27, Western Carolina 24 (3 OT)
Nov. 21, 1992	VMI 37, Chattanooga 34
Oct. 16, 1993	VMI 35, Chattanooga 29 (2 OT)
Nov. 19, 1994	VMI 26, Appalachian State 23
Nov. 26, 1994	Appalachian State 17, New Hampshire 10
Nov. 16, 1996	VMI 34, The Citadel 27 (2 OT)
Oct. 11, 1997	The Citadel 23, East Tennessee State 20
Sept. 26, 1998	Western Carolina 31, East Tennessee State 24
Oct. 3, 1998	Appalachian State 30, Wake Forest 27
Oct. 24, 1998	East Tennessee State 22, Furman 19 (2 OT)
Nov. 6, 1999	Samford 35, Western Carolina 32
Nov. 6, 1999	Chattanooga 30, The Citadel 27
Nov. 27, 1999	Massachusetts 30, Furman 23
Nov. 4, 2000	Chattanooga 20, The Citadel 13
Nov. 18, 2000	Furman 45, Chattanooga 44
Dec. 9, 2000	Montana 19, Appalachian State 16
Oct. 13, 2001	VMI 19, Chattanooga 16
Nov. 3, 2001	The Citadel 20, Chattanooga 17 (2 OT)
Oct. 5, 2002	Wofford 27, Chattanooga 21
Sept. 11, 2003	East Tennessee State 14, Tennessee-Martin 7
Sept. 25, 2004	Gardner-Webb 26, Western Carolina 20
Sept. 25, 2004	Pittsburgh 41, Furman 38
Sept. 3, 2005	Chattanooga 30, Tennessee Tech 23
Sept. 3, 2005	Georgia Southern 41, Northeastern 38
Sept. 25, 2005	Furman 44, Hofstra 41 (2 OT)
Oct. 15, 2005	Furman 39, The Citadel 31 (3 OT)
Sept. 9, 2006	Charleston Southern 38, The Citadel 35 (2 OT)
Oct. 14, 2006	Chattanooga 17, Western Carolina 14
Oct. 21, 2006	Appalachian State 27, Georgia Southern 20 (2 OT)
Oct. 21, 2006	Furman 28, Chattanooga 22
Oct. 21, 2006	The Citadel 30, Western Carolina 27
Nov. 18, 2006	Central Arkansas 34, Georgia Southern 31
Sept. 22, 2007	Chattanooga 45, Georgia Southern 38
Oct. 13, 2007	The Citadel 54, Furman 51
Oct. 13, 2007	Elon 36, Georgia Southern 33 (2 OT)
Sept. 13, 2008	Georgia Southern 34, Northeastern 27
Sept. 27, 2008	Wofford 38, Georgia Southern 37
Oct. 25, 2008	Georgia Southern 38, Western Carolina 31
Nov. 1, 2008	Georgia Southern 44, The Citadel 41 (3 OT)

Current League Members Overtime Records

Appalachian State	4-2	.667
The Citadel	4-5	.444
Elon	1-0	1.000
Furman	4-6	.400
Georgia Southern	4-5	.444
Samford	0-0	.000
Chattanooga	5-7	.417
Western Carolina	1-6	.143
Wofford	2-0	1.000
Total	24-30	.444



Week 3 (Sept. 19, 2009)



SOCON By the Numbers

Home Field Records

Team	W	L	T	Pct.	Yrs.	Stadium Name
Appalachian State	196	61	5	.758	47th	Kidd Brewer
The Citadel	200	124	3	.616	62nd	Johnson Hagood
Elon	22	25	0	.468	9th	Rhodes
Furman	142	35	1	.801	29th	Paladin
Georgia Southern	150	28	0	.843	26th	Paulson
Samford	129	66	4	.658	42nd	Seibert
Chattanooga	25	40	0	.385	13th	Finley
Western Carolina	105	73	2	.589	36th	E.J. Whitmire
Wofford	53	19	0	.736	14th	Gibbs

All-Time Conference Record

Team	Years	W	L	T	Pct.
Appalachian State	39	173	78	5	.686
The Citadel	67	173	256	5	.404
Elon	7	15	29	0	.341
Furman	71	232	174	11	.570
Georgia Southern	17	88	36	0	.710
Samford	2	4	4	0	.500
Chattanooga	34	97	127	2	.434
Western Carolina	34	93	135	1	.408
Wofford	13	56	36	0	.609

Overall Football Records Last Five Seasons (2005-09)

Team	(All Games)				
	W	L	Pct.	Titles	Playoffs
Appalachian State	50	11	.820	4	4
Furman	34	17	.667	0	2
Wofford	32	17	.653	1	2
Elon	25	22	.532	0	0
Georgia Southern	25	22	.532	0	1
The Citadel	20	26	.435	0	0
Samford	19	27	.413	0	0
Chattanooga	13	34	.277	0	0
Western Carolina	11	34	.244	0	0

Overall Football Records Last 10 Seasons (2000-09)

Team	(All Games)				
	W	L	Pct.	Titles	Playoffs
Appalachian State	90	32	.738	4	7
Furman	79	35	.693	2	6
Georgia Southern	77	36	.681	4	5
Wofford	72	37	.661	2	3
Samford	43	57	.430	0	0
Elon	43	60	.417	0	0
The Citadel	37	64	.366	0	0
Western Carolina	36	65	.356	0	0
Chattanooga	28	76	.269	0	0

SoCon Football Records Last Five Seasons (2005-09)

Team	(SoCon Games)				
	W	L	Pct.	Titles	Playoffs
Appalachian State	26	3	.897	4	4
Wofford	20	9	.690	1	2
Furman	20	10	.667	0	2
Georgia Southern	15	14	.517	0	1
Samford	4	4	.500	0	0
The Citadel	12	17	.414	0	0
Elon	12	17	.414	0	0
Chattanooga	7	23	.233	0	0
Western Carolina	5	24	.172	0	0

SoCon Football Records Last 10 Seasons (2000-09)

Team	(SoCon Games)				
	W	L	Pct.	Titles	Playoffs
Appalachian State	54	14	.794	4	7
Furman	49	20	.710	2	6
Georgia Southern	47	21	.691	4	5
Wofford	46	22	.676	2	3
Samford (since 2008)	4	4	.500	0	0
Elon (since 2003)	15	29	.341	0	0
The Citadel	22	46	.324	0	0
Western Carolina	21	47	.309	0	0
Chattanooga	18	51	.261	0	0

Game Times Decrease with New Rule Changes in 2008

When the revised rules regarding the play clock went into effect last year, many thought game times would decrease again, much like during the 2006 season. Rules changes for the 2008 season included the institution of a 40-second play clock that begins immediately following the completion of a play, except in dead ball situations. Also, when a ball carrier runs out of bounds, the clock is stopped, but it is started again when the ball is set for play (except for the final two minutes of each half.)

The following is a comparison of the last four seasons:

Team	2005	2006	2007	2008	Change	Change
	Plays-Time	Plays-Time	Plays-Time	Plays-Time	Plays	Time
Appalachian State	137.0-2:59	129.4-2:51	145.3-3:16	139.0-3:02	-6.3	-14 minutes
The Citadel	137.3-2:59	128.9-2:47	143.1-3:06	135.6-2:55	-7.5	-11 minutes
Elon	129.2-2:47	131.3-2:37	151.2-3:13	137.8-2:55	-13.4	-18 minutes
Furman	146.5-3:13	124.7-2:56	141.3-3:12	131.4-2:52	-9.9	-20 minutes
Georgia Southern	136.7-3:00	128.4-2:47	146.1-3:13	150.7-3:15	+4.6	+2 minutes
Samford	-	-	142.0-3:11	129.6-2:49	-12.4	-22 minutes
Chattanooga	140.1-3:03	129.7-2:45	140.6-3:06	131.2-2:58	-9.4	-8 minutes
Western Carolina	131.5-3:03	120.7-2:40	140.3-3:19	132.8-2:58	-7.5	-21 minutes
Wofford	141.1-2:51	125.8-2:37	144.1-3:09	138.6-2:55	-6.5	-14 minutes
SoCon Average	137.3-2:59	127.4-2:45	144.1-3:12	138.1-2:58	-6.0	-14 minutes



Week 3 (Sept. 19, 2009)



SOCON Active Career Leaders

Rushing

	Gms	Att	Yards	TD	YPC	Yds/gm
(4) Armanti Edwards, ASU	40	631	3,754	49	5.9	93.9
(9) Chris Evans, SAM#	24	481	2,466	20	5.1	102.8
Erroll Wynn, UTC	32	460	1,804	7	3.9	56.4
Brandon Newsome, Elon	24	241	1,169	4	4.9	48.7
Mike Brown, FUR	23	210	1,137	6	5.4	49.4
Devon Moore, ASU	34	218	1,089	13	5.0	32.0
Bryan Fitzgerald, UTC	12	140	867	3	6.2	72.3
Jeremy Marshall, WOF	30	117	767	3	6.6	25.6
Mike Rucker, WOF	24	92	685	7	7.4	28.5
Jamal Shuman, Elon	11	99	644	4	6.5	58.5

Passing

	Gms	Comp.	Att.	Pct.	Yards	TD	INT
(3) Scott Riddle, Elon	25	656	1,004	65.3	7,360	63	28
(4) Armanti Edwards, ASU	40	530	827	64.1	7,336	62	26
(18) Jordan Sorrells, FUR	37	383	616	62.2	4,365	26	20
Bart Blanchard, CIT	20	284	473	60.0	3,377	26	15
Dustin Taliaferro, SAM	13	185	282	65.6	2,111	16	5
Zack Jaynes, WCU	12	161	286	56.3	1,514	12	5
Lee Chapple, GSU	9	133	206	64.6	1,220	7	7
Jare Gault, UTC	11	99	190	52.1	961	7	6
Tony Pastore, UTC	8	44	93	47.3	706	6	9
B.J. Coleman, UTC	2	40	65	61.5	483	3	1

Receiving

	Gms	Rec.	Yards	YPC	YPG	CPG	TD
(1) Terrell Hudgins, Elon	35	290	3,907	13.5	111.6	8.3	40
(2) Andre Roberts, CIT	35	218	2,981	13.7	85.2	6.2	29
Jonathan Lowery, SAM#	34	105	1,222	11.6	35.9	3.1	11
Blue Cooper, UTC	32	89	1,202	13.5	37.6	2.8	8
Marquell Pittman, WCU	22	80	1,180	14.8	53.6	3.6	11
CoCo Hillary, ASU	31	85	1,150	13.5	37.1	2.7	5
Clint Woods, UTC	32	102	1,052	10.3	32.9	3.2	6
Adam Mims, FUR	28	78	943	12.1	33.7	2.8	5
R.J. Webb, FUR	20	59	806	13.7	40.3	3.0	5
Riley Hawkins, SAM	13	31	674	21.7	51.8	2.4	7

Field Goals

	FGM	FGA	Pct.
Adrian Mora, GSU	14	17	82.4
Sam Keeler, CIT	14	21	66.7
Craig Camay, UTC	13	21	61.9
Blake Bostic, WCU	12	17	70.6
Matthew Cesari, FUR	11	14	78.6
Jason Vitaris, ASU	9	15	60.0
Cameron Yaw, SAM	3	3	100.0
Adam Shreiner, Elon	2	2	100.0

PAT

	PATM	PATA	Pct.
(18) Jason Vitaris, ASU	74	79	93.7
Matthew Cesari, FUR	48	49	98.0
Craig Camay, UTC	39	41	95.1
Sam Keeler, CIT	36	41	87.8
Adrian Mora, GSU	34	34	100.0
Blake Bostic, WCU	20	24	83.3
Adam Shreiner, Elon	13	13	100.0
Cameron Yaw, SAM	6	6	100.0
Christian Reed, WOF	6	6	100.0

Punt Returns

	No	Yds	TD	Avg.
(1) Andre Roberts, CIT	69	943	3	13.7
(8) Karlos Sullivan, Elon	57	590	2	10.4
Adam Mims, FUR	21	218	0	10.4
Richie Fordham, SAM	19	181	0	9.5
Lance Camp, Elon	8	83	1	10.4

Kickoff Returns

	No	Yds	TD	Avg.
(6) CoCo Hillary, ASU	79	1,854	1	23.5
(12) Mike Rucker, WOF	67	1,560	1	23.3
Stephone LaFrance, FUR	32	776	0	24.3
Mike Brown, FUR	34	769	1	22.6
Riley Hawkins, SAM	29	610	0	21.0
Darrell Pasco, GSU	24	566	0	23.6
Sean Lees, WOF	21	509	1	24.2

Tackles

	No
(1) Jacque Roman, ASU	321
(5) D.J. Smith, ASU	266
Chris Collins, WCU	214
Joseph Thornton, UTC	198
Brandon Wiggins, Elon	171
Nolan Ward, Elon	160
Anthony Williams, ASU	149
Justin Brown, FUR	137
Walker White, Elon	135
Gary Blount, WOF	134

Interceptions

	No
(4) Mark LeGree, ASU	10
Nolan Ward, Elon	7
Karlos Sullivan, Elon	6
Ty Levie, SAM#	6
Antoine George, WCU	6
Max Lerner, FUR	5
Bryce Smith, SAM#	5
Mitchell Bell, WCU	5
Cortez Gilbert, ASU	4
Cameron McGlenn, Elon	4
Terrell Wilson, Elon	4
Joseph Thornton, UTC	4

Sacks

	No
Mitch Clark, WOF	9.5
Tony Robertson, ASU	9.0
Anthony Williams, ASU	8.5
Shaun van Rensburg, FUR	7.5
Justin Brown, FUR	7.0
Pierre Banks, ASU	6.5
Jabari Fletcher, ASU	6.5
John Michael Clay, SAM	6.5
Patrick Hatcher, SAM	6.5
Lanston Tanyi, ASU	6.0
Dewitt Jones, CIT	6.0

Tackles for Loss

	No
Joseph Thornton, UTC	24.0
Terrence Reese, CIT	22.0
Justin Brown, FUR	22.0
Tony Robertson, ASU	21.0
Anthony Williams, ASU	19.0
Jabari Fletcher, ASU	18.5
Mitch Clark, WOF	17.5
Dewitt Jones, CIT	17.0
Eric Ludwig, Elon	16.0
Jacque Roman, ASU	15.0

() - NCAA Ranking.

- SAM stats prior to 2008 are listed here, but they do not count towards SoCon career records.



SOCON Media Services

Press Releases

The Southern Conference utilizes e-mail and the league's website (www.soconsports.com) to distribute information, press releases, notes and statistics. If you wish to be added to the distribution list, please contact a member of the media relations staff.

SoCon.TV

In July 2005, the Southern Conference launched SoCon.TV, a live video streaming network designed to bring SoCon sports to fans around the world through the internet. The network includes not only Southern Conference Championship events but also regular season events from around the league.

SoCon Football Media Center

A new feature on SoConSports.com this season is the SoCon Football Media Center. This is your one-stop location for all pertinent information regarding SoCon football, including audio and video clips, rosters and other team information, media guides, game notes and more. This will be updated throughout the season to keep all media fully informed about SoCon football.

SoCon Players of the Week

Each week, the league office will select an Offensive, Defensive, Special Teams and Freshman Player of the Week. Honorees will be released to the media on Monday afternoons via the conference website (www.soconsports.com) and by e-mail.

Postseason Awards

Following the conclusion of the regular season, two all-conference teams are selected. Voting will be conducted by the league's coaches and the Southern Conference Sports Media Association (SCSMA). Each group selects a first-team and a second-team as well as an Offensive Player of the Year, Defensive

Player of the Year, Freshman of the Year and Coach of the Year. The conference coaches also select a recipient of the Jacobs Blocking Trophy, awarded to the top lineman in the conference.

Coaches Teleconference

The Southern Conference will host a weekly teleconference featuring the league's head coaches each Tuesday morning throughout the season beginning on September 1 through November 24. The teleconferences will continue throughout the FCS postseason, as needed.

Each teleconference is recorded and will be available through the conference web-site (www.soconsports.com) on Tuesday afternoons.

Weekly Teleconference Schedule

Time (ET)	Coach, School
10:00-10:07	Jerry Moore, ASU
10:07-10:14	Kevin Higgins, CIT
10:14-10:21	Pete Lembo, Elon
10:21-10:28	Bobby Lamb, FUR
10:28-10:35	Chris Hatcher, GSU
10:35-10:42	Pat Sullivan, SAM
10:42-10:49	Russ Huesman, UTC
10:49-10:56	Dennis Wagner, WCU
10:56-11:03	Mike Ayers, WOF

SoCon Football on the Air (Flagship Stations)

Appalachian State	WKBC-FM (97.3)
The Citadel	WTMZ-AM (910)
Elon	WPCM-AM (920)
Furman	WOLT-FM (103.3)
Georgia Southern	WPMX-FM (102.9)
Samford	WVSU-FM (91.1)
Chattanooga	WTZO-FM (105.1)
Western Carolina	WWCU-FM (90.5)
Wofford	WSPG-AM (1400)

SoCon Media Relations Staff



Jason Yaman
Assistant Commissioner
for Media Relations
Office: (864) 591-5100
Cell: (864) 380-1166
Fax: (864) 591-3448
jyaman@socon.org

Responsibilities:
Administration, Men's Basketball, Men's and Women's Soccer, Men's and Women's Tennis



Jonathan Caskey
Associate Director of
Media Relations
Office: (864) 591-5100
Cell: (864) 525-5174
Fax: (864) 591-3448
Home: (864) 599-8842
jcaskey@socon.org

Responsibilities:
Publications, Football, Wrestling, Baseball, Men's and Women's Golf

JoAnne Cannell Media Relations Assistant

Office: (864) 591-5100
Cell: (864) 525-5157
Fax: (864) 591-3448
jcannell@socon.org

Responsibilities:
Volleyball, Men's and Women's Cross Country, Women's Basketball, Men's and Women's Indoor and Outdoor Track and Field, Softball

Additional Staff

John Iamarino Commissioner
Geoff Cabe Senior Associate Commissioner
Sue Arakas Associate Commissioner
Doug King Associate Commissioner
Jamie Severns Dir. of Multimedia Services
Mike Mitchell Sr. Account Executive/IMG College
Brandon Neff Director of Championships
Laura Hayes Assistant to the Commissioner
Caroline Sanker Championships/Operations Assistant
Don Lucas Coordinator of Officials

SoCon Media Relations Directory

School	Website	Media Relations	E-mail	Office Phone	Press Box Phone
Appalachian State	www.goasu.com	Mike Flynn	flynnmh@appstate.edu	(828) 262-2845	(828) 262-3172
The Citadel	www.citadelsports.com	Noelle Orr Blaney	noelle.orr@citadel.edu	(843) 953-5353	(843) 953-5004/8
Elon	www.elonphoenix.com	Chris Rash	crash@elon.edu	(336) 278-6712	(336) 278-6777
Furman	www.furmanpaladins.com	Hunter Reid	hunter.reid@furman.edu	(864) 294-2061	(864) 294-3066
Georgia Southern	www.georgiasouthern eagles.com	Patrick Osterman	prosterman@georgiasouthern.edu	(912) 478-0352	(912) 478-3896
Samford	www.samfordsports.com	Joey Mullins	jmmulli1@samford.edu	(205) 726-2799	(205) 726-2143
Chattanooga	www.gomocs.com	Jay Blackman	jay-blackman@utc.edu	(423) 425-5292	(423) 757-9332
Western Carolina	www.catamountsports.com	Daniel Hooker	dhooker@email.wcu.edu	(828) 227-2339	(828) 227-2116
Wofford	www.woffordterriers.com	Brent Williamson	williamsondb@wofford.edu	(864) 597-4093	(864) 597-4487

**2009 Southern Conference
Team Statistics Through games of Sep 16, 2009**



SCORING OFFENSE	G	TD	FG	XPT	2XP	DXP	Saf	Pts	Avg/G
1. Elon	2	13	2	13	0	0	0	97	48.5
2. Furman	2	11	2	11	0	0	0	83	41.5
3. Appalachian State	2	8	1	8	0	0	0	59	29.5
4. Samford	2	6	3	6	0	0	0	51	25.5
5. Chattanooga	2	6	2	6	0	1	0	50	25.0
6. Wofford	2	7	0	7	0	0	0	49	24.5
7. Georgia Southern	2	3	4	3	0	1	0	35	17.5
8. Western Carolina	2	2	2	0	1	0	0	20	10.0
9. The Citadel	1	0	2	0	0	0	0	6	6.0

RUSHING DEFENSE	G	Att.	Yards	Avg/A	Long	TD	Avg/G
1. Elon	2	51	65	1.3	11	0	32.5
2. Samford	2	71	158	2.2	20	2	79.0
3. Furman	2	69	219	3.2	22	0	109.5
4. Wofford	2	69	287	4.2	39	4	143.5
5. Chattanooga	2	84	369	4.4	34	4	184.5
6. Appalachian State	2	73	370	5.1	41	4	185.0
7. Georgia Southern	2	89	402	4.5	46	5	201.0
8. Western Carolina	2	109	517	4.7	20	7	258.5
9. The Citadel	1	44	261	5.9	20	2	261.0

SCORING DEFENSE	G	TD	FG	XPT	2XP	DXP	Saf	Pts	Avg/G
1. Elon	2	1	0	1	0	0	0	7	3.5
2. Samford	2	4	0	2	1	0	0	28	14.0
3. Furman	2	5	2	5	0	0	0	41	20.5
4. Chattanooga	2	7	1	6	0	0	0	51	25.5
5. Wofford	2	7	1	7	0	0	1	54	27.0
6. Appalachian State	2	8	3	6	1	0	2	69	34.5
7. Georgia Southern	2	8	5	7	0	0	0	70	35.0
8. Western Carolina	2	9	3	9	0	0	0	72	36.0
9. The Citadel	1	5	2	4	0	0	0	40	40.0

PASS OFFENSE	G	Comp-Att-Int	Pct.	Yds	Avg/A	TD	Avg/G
1. Elon	2	51-76-0	67.1	735	9.7	9	367.5
2. Chattanooga	2	41-67-1	61.2	493	7.4	3	246.5
3. Georgia Southern	2	61-97-4	62.9	491	5.1	2	245.5
4. Samford	2	39-66-0	59.1	473	7.2	4	236.5
5. Furman	2	35-49-2	71.4	424	8.7	4	212.0
6. Appalachian State	2	33-50-1	66.0	379	7.6	0	189.5
7. Western Carolina	2	34-58-2	58.6	351	6.1	2	175.5
8. The Citadel	1	22-39-3	56.4	123	3.2	0	123.0
9. Wofford	2	10-23-0	43.5	109	4.7	1	54.5

TOTAL OFFENSE	G	Rush	Pass	Plays	Yards	Avg/P	TD	Avg/G
1. Elon	2	454	735	164	1189	7.2	12	594.5
2. Furman	2	408	424	122	832	6.8	9	416.0
3. Appalachian State	2	360	379	139	739	5.3	8	369.5
4. Samford	2	224	473	139	697	5.0	5	348.5
5. Wofford	2	571	109	124	680	5.5	7	340.0
6. Chattanooga	2	153	493	124	646	5.2	6	323.0
7. Georgia Southern	2	69	491	139	560	4.0	2	280.0
8. Western Carolina	2	84	351	107	435	4.1	2	217.5
9. The Citadel	1	30	123	59	153	2.6	0	153.0

PASS DEFENSE	G	Comp-Att-Int	Pct.	Yds	Avg/A	TD	Avg/G
1. Elon	2	21-50-2	42.0	130	2.6	1	65.0
2. Samford	2	22-48-1	45.8	225	4.7	1	112.5
3. The Citadel	1	9-22-2	40.9	114	5.2	2	114.0
4. Georgia Southern	2	30-52-1	57.7	295	5.7	3	147.5
5. Chattanooga	2	34-58-2	58.6	347	6.0	1	173.5
6. Wofford	2	38-53-2	71.7	352	6.6	3	176.0
7. Western Carolina	2	36-65-0	55.4	452	7.0	2	226.0
8. Appalachian State	2	37-62-3	59.7	472	7.6	4	236.0
9. Furman	2	48-78-1	61.5	527	6.8	5	263.5

TOTAL DEFENSE	G	Rush	Pass	Plays	Yards	Avg/P	TD	Avg/G
1. Elon	2	65	130	101	195	1.9	1	97.5
2. Samford	2	158	225	119	383	3.2	3	191.5
3. Wofford	2	287	352	122	639	5.2	7	319.5
4. Georgia Southern	2	402	295	141	697	4.9	8	348.5
5. Chattanooga	2	369	347	142	716	5.0	5	358.0
6. Furman	2	219	527	147	746	5.1	5	373.0
7. The Citadel	1	261	114	66	375	5.7	4	375.0
8. Appalachian State	2	370	472	135	842	6.2	8	421.0
9. Western Carolina	2	517	452	174	969	5.6	9	484.5

PASS EFFICIENCY	G	Comp-Att-Int	Pct.	Yds	Avg/G	TD	Effic.
1. Elon	2	51-76-0	67.1	735	367.5	9	187.4
2. Furman	2	35-49-2	71.4	424	212.0	4	162.9
3. Samford	2	39-66-0	59.1	473	236.5	4	139.3
4. Chattanooga	2	41-67-1	61.2	493	246.5	3	134.8
5. Appalachian State	2	33-50-1	66.0	379	189.5	0	125.7
6. Western Carolina	2	34-58-2	58.6	351	175.5	2	113.9
7. Georgia Southern	2	61-97-4	62.9	491	245.5	2	104.0
8. Wofford	2	10-23-0	43.5	109	54.5	1	97.6
9. The Citadel	1	22-39-3	56.4	123	123.0	0	67.5

RUSHING OFFENSE	G	Att.	Yards	Avg/A	Long	TD	Avg/G
1. Wofford	2	101	571	5.7	80	6	285.5
2. Elon	2	88	454	5.2	25	3	227.0
3. Furman	2	73	408	5.6	46	5	204.0
4. Appalachian State	2	89	360	4.0	26	8	180.0
5. Samford	2	73	224	3.1	31	1	112.0
6. Chattanooga	2	57	153	2.7	22	3	76.5
7. Western Carolina	2	49	84	1.7	19	0	42.0
8. Georgia Southern	2	42	69	1.6	22	0	34.5
9. The Citadel	1	20	30	1.5	14	0	30.0

PASS DEFENSE EFFIC.	G	Comp-Att-Int	Pct.	Yds	Avg/G	TD	Effic.
1. Elon	2	21-50-2	42.0	130	65.0	1	62.4
2. Samford	2	22-48-1	45.8	225	112.5	1	87.9
3. The Citadel	1	9-22-2	40.9	114	114.0	2	96.3
4. Chattanooga	2	34-58-2	58.6	347	173.5	1	107.7
5. Georgia Southern	2	30-52-1	57.7	295	147.5	3	120.5
6. Western Carolina	2	36-65-0	55.4	452	226.0	2	124.0
7. Appalachian State	2	37-62-3	59.7	472	236.0	4	135.2
8. Furman	2	48-78-1	61.5	527	263.5	5	136.9
9. Wofford	2	38-53-2	71.7	352	176.0	3	138.6

2009 Southern Conference
Team Statistics Through games of Sep 16, 2009



KICKOFF RETURNS	G	No.	Yards	TD	Long	Avg.
1. Wofford	2	9	207	0	27	23.0
2. The Citadel	1	8	179	0	34	22.4
3. Elon	2	3	65	0	47	21.7
4. Georgia Southern	2	13	236	0	45	18.2
5. Chattanooga	2	7	123	0	26	17.6
6. Samford	2	5	86	0	21	17.2
7. Appalachian State	2	12	206	0	31	17.2
8. Western Carolina	2	13	194	0	25	14.9
9. Furman	2	7	94	0	27	13.4

FIELD GOALS	G	Made	Att	Pct.
1. Furman	2	2	2	1.000
The Citadel	1	2	2	1.000
Elon	2	2	2	1.000
Western Carolina	2	2	2	1.000
5. Georgia Southern	2	4	5	.800
6. Samford	2	3	4	.750
7. Chattanooga	2	2	3	.667
8. Appalachian State	2	1	3	.333
9. Wofford	2	0	1	.000

PUNT RETURN AVG	G	No.	Yards	TD	Long	Avg.
1. Appalachian State	2	3	43	0	24	14.3
2. Elon	2	8	76	1	54	9.5
3. Wofford	2	5	36	0	16	7.2
4. Georgia Southern	2	3	20	0	15	6.7
5. Western Carolina	2	5	27	0	18	5.4
6. Chattanooga	2	2	7	0	4	3.5
7. Samford	2	3	2	0	6	0.7
8. The Citadel	1	0	0	0	0	0.0
Furman	2	1	0	0	0	0.0

PAT KICKING	G	Made	Att	Pct.
1. Elon	2	13	13	1.000
Furman	2	11	11	1.000
Appalachian State	2	8	8	1.000
Wofford	2	7	7	1.000
Chattanooga	2	6	6	1.000
Samford	2	6	6	1.000
Georgia Southern	2	3	3	1.000
8. The Citadel	1	0	0	.000
Western Carolina	2	0	1	.000

INTERCEPTIONS	G	No.	Yards	TD	Long	Avg.
1. Appalachian State	2	3	33	0	16	11.0
2. Wofford	2	2	16	0	16	8.0
3. Elon	2	2	0	0	0	0.0
4. Chattanooga	2	2	39	0	21	19.5
5. The Citadel	1	2	20	0	18	10.0
6. Samford	2	1	41	1	41	41.0
7. Georgia Southern	2	1	15	1	15	15.0
8. Furman	2	1	43	1	43	43.0
9. Western Carolina	2	0	0	0	0	0.0

SACKS BY	G	No.	Yards	Avg/G
1. Elon	2	9	61	4.50
2. Samford	2	8	46	4.00
3. Wofford	2	6	29	3.00
4. Western Carolina	2	3	17	1.50
Chattanooga	2	3	7	1.50
6. Furman	2	2	14	1.00
7. Georgia Southern	2	1	6	0.50
The Citadel	1	1	3	1.00
9. Appalachian State	2	0	0	0.00

PUNTING	G	No.	Yards	Avg/P	Ret.	Avg/R	TB	Net/P
1. Georgia Southern	2	10	423	42.3	18	1.8	1	38.5
2. Western Carolina	2	12	467	38.9	9	0.8	0	38.2
3. Wofford	2	6	256	42.7	46	7.7	0	35.0
4. Chattanooga	2	8	278	34.8	0	0.0	0	34.8
5. Elon	2	9	355	39.4	26	2.9	2	32.1
6. Appalachian State	2	8	283	35.4	30	3.8	1	29.1
7. Samford	2	17	600	35.3	107	6.3	0	29.0
8. Furman	2	3	85	28.3	1	0.3	0	28.0
9. The Citadel	1	9	357	39.7	141	15.7	0	24.0

SACKS AGAINST	G	No.	Yards	Avg/G
1. Chattanooga	2	1	11	0.50
Furman	2	1	12	0.50
3. The Citadel	1	2	14	2.00
Wofford	2	2	15	1.00
5. Appalachian State	2	4	25	2.00
6. Samford	2	5	49	2.50
7. Elon	2	6	36	3.00
8. Western Carolina	2	7	47	3.50
9. Georgia Southern	2	9	72	4.50

KICKOFF COVERAGE	G	No.	Yards	Avg.	Ret.	TB	NetAvg
1. Furman	2	14	827	59.1	225	0	43.0
2. Appalachian State	2	12	794	66.2	244	2	42.5
3. Wofford	2	10	631	63.1	187	1	42.4
4. Western Carolina	2	6	366	61.0	123	0	40.5
5. Elon	2	16	901	56.3	264	0	39.8
6. The Citadel	1	2	114	57.0	36	0	39.0
7. Georgia Southern	2	9	550	61.1	220	0	36.7
8. Chattanooga	2	8	422	52.8	131	0	36.4
9. Samford	2	11	589	53.5	284	0	27.7

FIRST DOWNS	G	Rush	Pass	Pen	Total	Avg/G
1. Elon	2	26	32	0	58	29.0
2. Appalachian State	2	26	19	3	48	24.0
3. Furman	2	23	19	4	46	23.0
4. Georgia Southern	2	8	27	0	35	17.5
Chattanooga	2	13	19	3	35	17.5
6. Samford	2	12	19	3	34	17.0
Wofford	2	27	5	2	34	17.0
8. Western Carolina	2	4	12	2	18	9.0
9. The Citadel	1	4	3	1	8	8.0

2009 Southern Conference
Team Statistics Through games of Sep 16, 2009



OPPONENT 1ST DOWNS	G	Rush	Pass	Pen	Total	Avg/G
1. Elon	2	5	6	2	13	6.5
2. Samford	2	8	11	0	19	9.5
3. The Citadel	1	15	7	0	22	22.0
4. Georgia Southern	2	22	11	3	36	18.0
5. Wofford	2	20	17	2	39	19.5
6. Chattanooga	2	23	16	1	40	20.0
7. Appalachian State	2	18	24	2	44	22.0
8. Furman	2	18	26	2	46	23.0
9. Western Carolina	2	30	22	2	54	27.0

PENALTIES	G	No.	Yards	Avg/G
1. Samford	2	8	42	21.0
2. Western Carolina	2	9	72	36.0
3. The Citadel	1	5	40	40.0
4. Elon	2	10	84	42.0
5. Furman	2	11	90	45.0
6. Appalachian State	2	12	99	49.5
7. Georgia Southern	2	14	118	59.0
8. Chattanooga	2	15	125	62.5
9. Wofford	2	15	139	69.5

3RD-DOWN CONVERSIONS	G	Conv.	Att.	Pct.
1. Furman	2	16	22	72.7
2. Elon	2	18	30	60.0
3. Georgia Southern	2	13	30	43.3
4. Appalachian State	2	11	26	42.3
5. Chattanooga	2	9	23	39.1
6. Wofford	2	10	26	38.5
7. Samford	2	7	32	21.9
8. Western Carolina	2	4	25	16.0
9. The Citadel	1	2	16	12.5

OPPONENT PENALTIES	G	No.	Yards	Avg/G
1. Appalachian State	2	15	161	80.5
2. Furman	2	14	128	64.0
3. Wofford	2	12	120	60.0
4. Chattanooga	2	14	116	58.0
5. Samford	2	11	101	50.5
6. Georgia Southern	2	14	99	49.5
7. Western Carolina	2	8	73	36.5
8. The Citadel	1	4	31	31.0
9. Elon	2	6	40	20.0

OPP 3RD-DN CONVERT	G	Conv.	Att.	Pct.
1. Elon	2	2	25	8.0
2. Samford	2	9	31	29.0
3. The Citadel	1	4	12	33.3
4. Wofford	2	9	23	39.1
5. Georgia Southern	2	14	32	43.8
6. Chattanooga	2	14	30	46.7
7. Western Carolina	2	19	38	50.0
Appalachian State	2	14	28	50.0
9. Furman	2	16	30	53.3

TIME OF POSSESSION	G	Total possession	Average/game
1. Elon	2	69:56	34:58
2. Samford	2	66:58	33:29
3. Wofford	2	62:12	31:06
4. Appalachian State	2	61:14	30:37
5. The Citadel	1	29:36	29:36
6. Furman	2	57:24	28:42
7. Chattanooga	2	56:02	28:01
8. Georgia Southern	2	55:49	27:54
9. Western Carolina	2	52:43	26:21

4TH-DOWN CONVERSIONS	G	Conv.	Att.	Pct.
1. Samford	2	2	2	100.0
Furman	2	1	1	100.0
The Citadel	1	1	1	100.0
4. Appalachian State	2	1	2	50.0
Wofford	2	4	8	50.0
6. Chattanooga	2	1	3	33.3
7. Western Carolina	2	1	4	25.0
8. Georgia Southern	2	0	2	0.0
Elon	2	0	1	0.0

TURNOVER MARGIN	G	Gained			Lost			Margin	Per/G
		Fum	Int	Tot	Fum	Int	Tot		
1. Samford	2	2	1	3	0	0	0	+3	1.50
Wofford	2	3	2	5	2	0	2	+3	1.50
3. Appalachian State	2	0	3	3	1	1	2	+1	0.50
Furman	2	3	1	4	1	2	3	+1	0.50
5. The Citadel	1	2	2	4	1	3	4	+0	0.00
Elon	2	1	2	3	3	0	3	+0	0.00
7. Chattanooga	2	1	2	3	3	1	4	-1	-0.50
8. Georgia Southern	2	2	1	3	1	4	5	-2	-1.00
9. Western Carolina	2	1	0	1	5	2	7	-6	-3.00

OPP 4TH-DN CONVERT	G	Conv.	Att.	Pct.
1. Samford	2	0	1	0.0
Elon	2	0	1	0.0
3. Furman	2	1	6	16.7
4. Chattanooga	2	3	6	50.0
5. Georgia Southern	2	4	5	80.0
6. Wofford	2	3	3	100.0
Western Carolina	2	1	1	100.0
Appalachian State	2	2	2	100.0
The Citadel	1	1	1	100.0

RED ZONE OFFENSE	G	Scores	Pct.	TDs	(R-P)	FGs	TurnO
1. Western Carolina	2	4-4	100.0	2	0-2	2-2	0
2. Furman	2	10-11	90.9	8	4-4	2-2	0
3. Elon	2	10-12	83.3	8	3-5	2-2	1
4. Samford	2	4-5	80.0	2	1-1	2-3	0
5. Appalachian State	2	6-8	75.0	6	6-0	0-1	1
6. Chattanooga	2	5-7	71.4	4	3-1	1-2	0
7. Wofford	2	4-6	66.7	4	4-0	0-1	0
8. Georgia Southern	2	1-2	50.0	0	0-0	1-1	0
The Citadel	1	1-2	50.0	0	0-0	1-1	1

2009 Southern Conference
 Team Statistics Through games of Sep 16, 2009



RED ZONE DEFENSE	G	Scores	Pct.	TDs	(R-P)	FGs	TurnO
1. Elon	2	0-1	0.0	0	0-0	0-0	1
2. Samford	2	3-6	50.0	3	2-1	0-2	1
Furman	2	3-6	50.0	2	0-2	1-2	0
4. Chattanooga	2	3-4	75.0	2	1-1	1-1	0
5. Western Carolina	2	10-13	76.9	8	7-1	2-4	1
6. Wofford	2	7-8	87.5	6	4-2	1-1	1
7. Georgia Southern	2	8-9	88.9	6	4-2	2-2	1
8. The Citadel	1	4-4	100.0	3	2-1	1-1	0
Appalachian State	2	6-6	100.0	3	1-2	3-3	0

ON-SIDE KICKS BY	G	Recovered	Attempts	Success%
1. Elon	2	1	1	100.0
2. Chattanooga	2	1	2	50.0
3. The Citadel	1	0	1	0.0
Wofford	2	0	0	0.0
Georgia Southern	2	0	0	0.0
Appalachian State	2	0	0	0.0
Furman	2	0	0	0.0
Samford	2	0	0	0.0
Western Carolina	2	0	0	0.0

ON-SIDE KICKS AGAINST	G	Recovered	Attempts	Success%
1. Elon	2	0	0	0.0
Chattanooga	2	0	0	0.0
The Citadel	1	0	0	0.0
Wofford	2	0	0	0.0
Georgia Southern	2	0	0	0.0
Appalachian State	2	0	0	0.0
Western Carolina	2	0	0	0.0
Samford	2	0	0	0.0
9. Furman	2	1	2	50.0

**2009 Southern Conference
Individual Statistics Through games of Sep 16, 2009**



RUSHING								
	Cl	G	Att.	Yds	Avg.	TD	Lg	Avg/G
1. Jamal Shuman-ELON	So	2	46	305	6.6	2	25	152.5
2. Devon Moore-ASU	Jr	2	40	192	4.8	2	26	96.0
3. Eric Breitenstein-WOF	So	2	28	187	6.7	3	44	93.5
4. Tersoo Uhaa-FUR	So	2	37	182	4.9	4	34	91.0
5. A.J. Harris-ELON	So	2	32	180	5.6	0	18	90.0
6. Chris Evans-SAM	Jr	2	36	149	4.1	1	31	74.5
7. Mitch Allen-WOF	So	2	26	147	5.7	1	35	73.5
8. Mike Rucker-WOF	Jr	2	8	113	14.1	2	80	56.5
9. Chris Awuah-UTC	Fr	2	21	97	4.6	2	22	48.5
10. Jerry Williams-FUR	Fr	2	14	81	5.8	0	28	40.5

TOTAL OFFENSE							
	Cl	G	Rush	Pass	Plays	Total	Yds/G
1. Scott Riddle-ELON	Jr	2	-24	672	74	648	324.0
2. Jordan Sorrells-FUR	Sr	2	51	424	53	475	237.5
3. B.J. Coleman-UTC	So	2	-9	483	67	474	237.0
4. Lee Chapple-GSU	So	2	-42	433	91	391	195.5
5. Dustin Talaferro-SAM	So	2	-8	366	67	358	179.0
6. Zack Jaynes-WCU	So	2	-21	351	72	330	165.0
7. Jamal Shuman-ELON	So	2	305	0	46	305	152.5
8. Mitch Allen-WOF	So	2	147	95	44	242	121.0
9. Bart Blanchard-CIT	Jr	1	-11	117	42	106	106.0
10. Devon Moore-ASU	Jr	2	192	0	40	192	96.0

PASSING AVG/GAME						
	Cl	G	Comp-Att-Int	Yds	TD	Avg/G
1. Scott Riddle-ELON	Jr	2	47-69-0	672	8	336.0
2. B.J. Coleman-UTC	So	2	40-65-1	483	3	241.5
3. Lee Chapple-GSU	So	2	55-82-3	433	2	216.5
4. Jordan Sorrells-FUR	Sr	2	35-49-2	424	4	212.0
5. Dustin Talaferro-SAM	So	2	34-57-0	366	3	183.0
6. Zack Jaynes-WCU	So	2	34-57-1	351	2	175.5
7. Bart Blanchard-CIT	Jr	1	21-37-3	117	0	117.0
8. Mitch Allen-WOF	So	2	7-18-0	95	1	47.5
9. DeAndre Presley-ASU	So	2	7-15-1	89	0	44.5
10. Richie Fordham-SAM	So	2	1-1-0	67	1	33.5

SCORING									
	Cl	G	TD	FG	XPT	2XP	Pts	Pts/G	
1. Tersoo Uhaa-FUR	So	2	4	0	0	0	24	12.0	
Terrell Hudgins-ELON	Sr	2	4	0	0	0	24	12.0	
3. Adam Shreiner-ELON	Fr	2	0	2	13	0	19	9.5	
4. Eric Breitenstein-WOF	So	2	3	0	0	0	18	9.0	
Chris Awuah-UTC	Fr	2	3	0	0	0	18	9.0	
Riley Hawkins-SAM	So	2	3	0	0	0	18	9.0	
7. Matthew Cesari-FUR	Sr	2	0	2	11	0	17	8.5	
8. Adrian Mora-GSU	So	2	0	4	3	0	15	7.5	
Cameron Yaw-SAM	Fr	2	0	3	6	0	15	7.5	
10. Marquel Pittman-WCU	Jr	2	2	0	0	2	14	7.0	

PASS EFFICIENCY						
	Cl	G	Comp-Att-Int	Yds	TD	Eff.
1. Scott Riddle-ELON	Jr	2	47-69-0	672	8	188.2
2. Thomas Wilson-ELON	Fr	2	4-7-0	63	1	179.9
3. Jordan Sorrells-FUR	Sr	2	35-49-2	424	4	162.9
4. B.J. Coleman-UTC	So	2	40-65-1	483	3	136.1
5. Dustin Talaferro-SAM	So	2	34-57-0	366	3	131.0
6. Travaris Cadet-ASU	So	2	7-9-0	55	0	129.1
7. Zack Jaynes-WCU	So	2	34-57-1	351	2	119.4
8. Lee Chapple-GSU	So	2	55-82-3	433	2	112.2
9. Stev Davitte-WOF	Sr	2	3-4-0	14	0	104.4
10. Mitch Allen-WOF	So	2	7-18-0	95	1	101.6

SCORING (TDs)									
	Cl	G	TD	Run	Pass	Ret	Pat	Pts	Avg/G
1. Tersoo Uhaa-FUR	So	2	4	4	0	0	0	24	12.0
Terrell Hudgins-ELON	Sr	2	4	0	4	0	0	24	12.0
3. Eric Breitenstein-WOF	So	2	3	3	0	0	0	18	9.0
Riley Hawkins-SAM	So	2	3	0	3	0	0	18	9.0
Chris Awuah-UTC	Fr	2	3	2	1	0	0	18	9.0
6. Marquel Pittman-WCU	Jr	2	2	0	2	0	1	14	7.0
7. Sean Jeffcoat-ELON	Jr	2	2	0	2	0	0	12	6.0
Devon Moore-ASU	Jr	2	2	2	0	0	0	12	6.0
J. Valentine-GSU	Fr	2	2	0	2	0	0	12	6.0
Jamal Shuman-ELON	So	2	2	2	0	0	0	12	6.0

RECEPTIONS/GAME								
	Cl	G	No.	Yds	TD	Lg	Yds/G	Rec/G
1. Blue Cooper-UTC	Sr	2	21	236	1	39	118.0	10.5
2. Andre Roberts-CIT	Sr	1	10	30	0	6	30.0	10.0
3. Terrell Hudgins-ELON	Sr	2	18	290	4	55	145.0	9.0
4. Marquel Pittman-WCU	Jr	2	11	133	2	36	66.5	5.5
J. Valentine-GSU	Fr	2	11	124	2	36	62.0	5.5
Adam Urbano-GSU	So	2	11	72	0	19	36.0	5.5
D. Robinson-GSU	Fr	2	11	12	0	8	6.0	5.5
8. Scott Harward-CIT	Jr	1	5	37	0	16	37.0	5.0
9. Adam Mims-FUR	Jr	2	9	112	1	18	56.0	4.5
10. Lance Camp-ELON	Jr	2	8	116	0	31	58.0	4.0

SCORING (KICK)						
	Cl	G	PAT	FG	Pts	Avg/G
1. Adam Shreiner-ELON	Fr	2	13-13	2-2	19	9.5
2. Matthew Cesari-FUR	Sr	2	11-11	2-2	17	8.5
3. Adrian Mora-GSU	So	2	3-3	4-5	15	7.5
Cameron Yaw-SAM	Fr	2	6-6	3-3	15	7.5
5. Craig Camay-UTC	Sr	2	6-6	2-3	12	6.0
Sam Keeler-CIT	So	1	0-0	2-2	6	6.0
7. Jason Vitaris-ASU	Jr	2	8-8	1-3	11	5.5
8. Blake Bostic-WCU	Jr	2	0-1	2-2	6	3.0
9. Chris Tommie-WOF	Sr	2	1-1	0-1	1	0.5

RECEIVE YDS/GAME								
	Cl	G	No.	Yds	TD	Lg	Avg/C	Yds/G
1. Terrell Hudgins-ELON	Sr	2	18	290	4	55	16.1	145.0
2. Blue Cooper-UTC	Sr	2	21	236	1	39	11.2	118.0
3. Riley Hawkins-SAM	So	2	6	208	3	67	34.7	104.0
4. Marquel Pittman-WCU	Jr	2	11	133	2	36	12.1	66.5
5. J. Valentine-GSU	Fr	2	11	124	2	36	11.3	62.0
6. Lance Camp-ELON	Jr	2	8	116	0	31	14.5	58.0
7. Sean Jeffcoat-ELON	Jr	2	7	114	2	44	16.3	57.0
8. Adam Mims-FUR	Jr	2	9	112	1	18	12.4	56.0
9. David Hendrix-FUR	So	2	5	99	0	43	19.8	49.5
10. Matt Cline-ASU	Sr	2	8	98	0	29	12.2	49.0

PUNT RETURN AVG							
	Cl	G	No.	Yds	TD	Long	Avg/G
1. Lance Camp-ELON	Jr	2	6	79	1	54	13.2

KICK RETURN AVG							
	Cl	G	No.	Yds	TD	Long	Avg/G
1. Darrell Pasco-GSU	Sr	2	4	113	0	45	28.2
2. Mike Rucker-WOF	Jr	2	5	122	0	27	24.4
3. Kevin Hardy-CIT	So	1	6	146	0	34	24.3
4. B.J. Frazier-ASU	Jr	2	4	96	0	31	24.0
5. CoCo Hillary-ASU	Jr	2	6	123	0	30	20.5
6. Brian Sutherland-UTC	Fr	2	4	77	0	26	19.2
7. George Richardson-WCU	Fr	2	7	119	0	23	17.0
8. Luke Caldwell-CIT	So	1	2	33	0	22	16.5
9. Ronnie Wiggins-GSU	Sr	2	7	93	0	26	13.3

2009 Southern Conference
Individual Statistics Through games of Sep 16, 2009



ALL PURPOSE								
	Cl	G	Rush	Rcv	PR	KR	Yds	Avg/G
1. Jamal Shuman-ELON	So	2	305	61	0	65	431	215.5
2. Kevin Hardy-CIT	So	1	0	32	0	146	178	178.0
3. Terrell Hudgins-ELON	Sr	2	0	290	0	0	290	145.0
4. Devon Moore-ASU	Jr	2	192	83	0	0	275	137.5
5. Riley Hawkins-SAM	So	2	8	208	0	53	269	134.5
Mike Rucker-WOF	Jr	2	113	34	0	122	269	134.5
7. Blue Cooper-UTC	Sr	2	0	236	0	0	236	118.0
8. A.J. Harris-ELON	So	2	180	52	0	0	232	116.0
9. George Richardson-WCU	Fr	2	19	39	25	119	202	101.0
10. CoCo Hillary-ASU	Jr	2	0	76	0	123	199	99.5

PUNTING									
	Cl	G	No.	Yds	Lg	I20	50+	TB	Avg.
1. Chris Tommie-WOF	Sr	2	6	256	56	0	1	0	42.7
2. Charlie Edwards-GSU	So	2	10	423	64	2	2	1	42.3
3. Scott Riddle-ELON	Jr	2	5	206	50	3	1	2	41.2
4. Cass Couey-CIT	Fr	1	9	357	55	2	1	0	39.7
5. Blake Cain-WCU	So	2	12	467	46	4	0	0	38.9
6. Mike Hammons-UTC	So	2	7	264	51	2	1	0	37.7
7. Sam Martin-ASU	Fr	2	8	283	48	1	0	1	35.4
8. Bob Hooper-SAM	Jr	2	17	600	55	7	2	0	35.3

FIELD GOALS							
	Cl	G	Made	Att.	Long	Pct.	FG/G
1. Sam Keeler-CIT	So	1	2	2	42	100.0	2.00
Adrian Mora-GSU	So	2	4	5	46	80.0	2.00
3. Cameron Yaw-SAM	Fr	2	3	3	41	100.0	1.50
4. Adam Shreiner-ELON	Fr	2	2	2	37	100.0	1.00
Matthew Cesari-FUR	Sr	2	2	2	37	100.0	1.00
Blake Bostic-WCU	Jr	2	2	2	30	100.0	1.00
Craig Camay-UTC	Sr	2	2	3	42	66.7	1.00
8. Jason Vitaris-ASU	Jr	2	1	3	43	33.3	0.50

FIELD GOAL PCT						
	Cl	G	Made	Att.	Long	Pct.
1. Sam Keeler-CIT	So	1	2	2	42	100.0
2. Adrian Mora-GSU	So	2	4	5	46	80.0

PAT KICKING PCT					
	Cl	G	Made	Att.	Pct.
1. Adam Shreiner-ELON	Fr	2	13	13	100.0
Matthew Cesari-FUR	Sr	2	11	11	100.0
Jason Vitaris-ASU	Jr	2	8	8	100.0
Cameron Yaw-SAM	Fr	2	6	6	100.0
Craig Camay-UTC	Sr	2	6	6	100.0

2009 Southern Conference
Individual Statistics Through games of Sep 16, 2009



TACKLES (All positions)							
	Cl	G	Pos	Solo	Ast	Total	Avg/G
1. Kadarron Anderson-FUR	So	2	LB	9	15	24	12.0
Dion DuBose-GSU	So	2	LB	13	11	24	12.0
Joseph Thornton-UTC	Sr	2		12	12	24	12.0
4. Mike Niam-WOF	So	2	LB	13	9	22	11.0
D.J. Smith-ASU	Jr	2	LB	6	16	22	11.0
6. Ricky Schwarz-WCU	So	2	LB	11	10	21	10.5
7. Jacque Roman-ASU	Sr	2	LB	2	18	20	10.0
Chris Collins-WCU	Sr	2	DB	14	6	20	10.0
9. Jordan Griffin-FUR	So	2	CB	12	7	19	9.5
Adrian McLeod-WCU	Sr	2	LB	8	11	19	9.5
11. Chris Wiley-FUR	So	2	LB	9	8	17	8.5
Steven Smigelsky-UTC	Sr	2		12	5	17	8.5
13. Antoine George-WCU	Sr	2	DB	12	3	15	7.5
14. Derek Heyden-GSU	So	2	DB	6	8	14	7.0
Ed Gainey-ASU	So	2	DB	8	6	14	7.0
Brent Russell-GSU	Fr	2	DL	5	9	14	7.0
Jeremy Buncum-CIT	So	1	LB	5	2	7	7.0
Joseph Boateng-CIT	Fr	1	DB	5	2	7	7.0
19. Nathan Wade-FUR	Fr	2		10	3	13	6.5
Ryan Consiglio-UTC	Fr	2		8	5	13	6.5
Mark LeGree-ASU	Jr	2	DB	4	9	13	6.5
Cortez Gilbert-ASU	Sr	2	DB	6	7	13	6.5
Mitchell Bell-WCU	Jr	2	DB	8	5	13	6.5
Abram Scott-WCU	Jr	2	DB	6	7	13	6.5
Joshua Jones-ELON	So	2	LB	6	7	13	6.5
26. J.D. Dohard-UTC	So	2		10	2	12	6.0
Max Lerner-FUR	Jr	2		6	6	12	6.0
28. K.R. Snipes-GSU	So	2	DB	5	6	11	5.5
Josh Beard-UTC	Sr	2		7	4	11	5.5
Anthony Williams-ASU	Sr	2	DL	0	11	11	5.5
Jabari Fletcher-ASU	Jr	2	DL	3	8	11	5.5
32. Bobby Bozzo-ASU	Jr	2	DL	2	8	10	5.0
Lanston Tanyi-ASU	So	2	DL	2	8	10	5.0
Ryan Steed-FUR	So	2	CB	8	2	10	5.0
Darius Eubanks-GSU	Fr	2	DB	3	7	10	5.0
Harland Bower-GSU	Sr	2	DL	7	3	10	5.0
Malcolm Bennett-ASU	Sr	2	DL	1	9	10	5.0
Darrell Pasco-GSU	Sr	2	DB	4	6	10	5.0
Demontrelle Smith-CIT	So	1	DB	3	2	5	5.0
40. Ty Levie-SAM	Sr	2	SS	8	1	9	4.5
Ricco Braxton-WOF	Fr	2	LB	6	3	9	4.5
Dale Riley-ELON	Fr	2	LB	5	4	9	4.5
Stephon Shelton-WOF	Fr	2	DB	7	2	9	4.5
Julian Hicks-FUR	Sr	2		5	4	9	4.5
Shaun Van Rensburg-FUR	Sr	2	DE	3	6	9	4.5
Jaron Norfleet-UTC	Jr	2		5	4	9	4.5
Jordan Tippit-UTC	So	2		7	2	9	4.5
Justin Lloyd-ASU	Fr	2	LB	3	6	9	4.5
Laron Scott-GSU	So	2	DB	5	4	9	4.5
50. Jordan Williams-WCU	Fr	2	LB	3	5	8	4.0

SACKS							
	Cl	G	Pos	Solo	Ast	Total	Avg/G
1. Andre Campbell-ELON	Sr	2	DL	2	1	2.5	1.25
2. Austin Hayes-SAM	So	2	DL	2	0	2.0	1.00
Brandon Ward-ELON	Jr	2	DL	2	0	2.0	1.00
SeQuan Stanley-WOF	Fr	2	LB	2	0	2.0	1.00
Ricco Braxton-WOF	Fr	2	LB	2	0	2.0	1.00
Erik Peterson-SAM	Jr	2	DE	2	0	2.0	1.00
7. Jason Gaines-SAM	Jr	2	DL	1	0	1.5	0.75
David Hunt-ELON	Jr	2	DL	1	1	1.5	0.75
9. Chris Wiley-FUR	So	2	LB	1	0	1.0	0.50
Devyn Keith-SAM	So	2	DL	1	0	1.0	0.50
Alex Goltry-WOF	So	2	DL	1	0	1.0	0.50
Harland Bower-GSU	Sr	2	DL	1	0	1.0	0.50
Olufemi Lamikanra-ELON	Fr	2	DL	0	2	1.0	0.50
Jordan Daniel-ELON	Sr	2	DL	0	2	1.0	0.50
J.B. Shippy-GSU	So	2	LB	1	0	1.0	0.50
Angelo Brown-WCU	Jr	2	DB	1	0	1.0	0.50
Chris Collins-WCU	Sr	2	DB	1	0	1.0	0.50
John Michael Clay-SAM	Jr	2	DL	1	0	1.0	0.50
Joshua Williams-UTC	Fr	2		1	0	1.0	0.50
20. Dewitt Jones-CIT	Sr	1	DL	1	0	1.0	1.00

TACKLES FOR LOSS							
	Cl	G	Pos	Solo	Ast	Total	Avg/G
1. Andre Campbell-ELON	Sr	2	DL	3	2	4.0	2.00
Brandon Ward-ELON	Jr	2	DL	3	2	4.0	2.00
3. Chris Collins-WCU	Sr	2	DB	3	0	3.0	1.50
4. Angelo Brown-WCU	Jr	2	DB	2	1	2.5	1.25
Harland Bower-GSU	Sr	2	DL	2	1	2.5	1.25
6. Austin Hayes-SAM	So	2	DL	2	0	2.0	1.00
Ricco Braxton-WOF	Fr	2	LB	2	0	2.0	1.00
Erik Peterson-SAM	Jr	2	DE	2	0	2.0	1.00
Max Lerner-FUR	Jr	2		1	2	2.0	1.00
C.J. Brown-SAM	Sr	2	LB	2	0	2.0	1.00
Jordan Daniel-ELON	Sr	2	DL	1	2	2.0	1.00
Gene Singletary-WCU	Sr	2	DL	2	0	2.0	1.00
Ryan Consiglio-UTC	Fr	2		2	0	2.0	1.00
David Hunt-ELON	Jr	2	DL	1	2	2.0	1.00
Chris Wiley-FUR	So	2	LB	2	0	2.0	1.00
SeQuan Stanley-WOF	Fr	2	LB	2	0	2.0	1.00
Joshua Jones-ELON	So	2	LB	1	2	2.0	1.00
Bobby Bozzo-ASU	Jr	2	DL	2	0	2.0	1.00
19. Ameet Pall-WOF	So	2	DL	1	1	1.5	0.75
Joseph Thornton-UTC	Sr	2		1	1	1.5	0.75

2009 Southern Conference
Individual Statistics Through games of Sep 16, 2009



PASSES DEFENDED		Cl	G	BrUp	Int.	Total	Avg/G
1.	Ryan Anderson-SAM	Sr	2	2	1	3	1.50
	Cameron McGlenn-ELON	Sr	2	1	2	3	1.50
3.	Nathan Wade-FUR	Fr	2	2	0	2	1.00
	Ed Gainey-ASU	So	2	1	1	2	1.00
	Ryan Steed-FUR	So	2	2	0	2	1.00
	Gary Blount-WOF	Sr	2	2	0	2	1.00
	Joseph Thornton-UTC	Sr	2	2	0	2	1.00
	Laron Scott-GSU	So	2	1	1	2	1.00
	Buster Skrine-UTC	Jr	2	1	1	2	1.00
	Jordan Griffin-FUR	So	2	2	0	2	1.00
	Chris Wiley-FUR	So	2	2	0	2	1.00
	Cortez Allen-CIT	Jr	1	1	0	1	1.00
13.	Kendall Bratcher-WOF	So	2	1	0	1	0.50
	Justin Sly-SAM	Fr	2	1	0	1	0.50
	Steven Smigelsky-UTC	Sr	2	1	0	1	0.50
	Antoine George-WCU	Sr	2	1	0	1	0.50
	Derek Heyden-GSU	So	2	1	0	1	0.50
	Kerry Bonds-GSU	Sr	2	1	0	1	0.50
	Mitchell Bell-WCU	Jr	2	1	0	1	0.50
	Gene Singletery-WCU	Sr	2	1	0	1	0.50

INTERCEPTIONS		Cl	G	No.	Yds	TD	Long	Avg/G
1.	Joseph Boateng-CIT	Fr	1	2	20	0	18	2.00
2.	Cameron McGlenn-ELON	Sr	2	2	0	0	0	1.00
3.	Max Lerner-FUR	Jr	2	1	43	1	43	0.50
	Ryan Anderson-SAM	Sr	2	1	41	1	41	0.50
	Jordan Tippit-UTC	So	2	1	21	0	21	0.50
	Buster Skrine-UTC	Jr	2	1	18	0	18	0.50
	Cortez Gilbert-ASU	Sr	2	1	16	0	16	0.50
	Phillip LeGrande-WOF	Fr	2	1	16	0	16	0.50
	Laron Scott-GSU	So	2	1	15	1	15	0.50
	Jared Reine-ASU	Jr	2	1	13	0	13	0.50

FUMBLES FORCED		Cl	G	No.	Avg/G
1.	Erik Peterson-SAM	Jr	2	2	1.00
	Mike Niam-WOF	So	2	2	1.00
3.	Ronnie Wiggins-GSU	Sr	2	1	0.50
	Shaun Van Rensburg-FUR	Sr	2	1	0.50
	Brent Russell-GSU	Fr	2	1	0.50
	C.J. Brown-SAM	Sr	2	1	0.50
	Stephon Shelton-WOF	Fr	2	1	0.50
	Chris Collins-WCU	Sr	2	1	0.50
	Chris Wiley-FUR	So	2	1	0.50

FUMBLES RECOVERED		Cl	G	No.	Avg/G
1.	Tyler Starnes-CIT	Jr	1	1	1.00
	DeAndre Smith-CIT	So	1	1	1.00
	Tommy Irvin-WOF	Jr	2	2	1.00
4.	K.R. Snipes-GSU	So	2	1	0.50
	Ty Levie-SAM	Sr	2	1	0.50
	Josh Beard-UTC	Sr	2	1	0.50
	Erik Peterson-SAM	Jr	2	1	0.50
	Kadarron Anderson-FUR	So	2	1	0.50
	Eric Eberhardt-WOF	So	2	1	0.50
	Chris Wiley-FUR	So	2	1	0.50

**2009 Southern Conference
Conference Team Game Highs Through games of Sep 16, 2009**



TEAM HIGHS (highest totals made by)

Points	56	Elon vs DAVIDSON (Sep 05, 2009)
	45	Furman vs PRESBYTERIAN (Sep 05, 2009)
Points scored kicking	11	Elon at Presbyterian (Sep 12, 2009) [2fg,5pat]
	9	Furman vs PRESBYTERIAN (Sep 05, 2009) [1fg,6pat]
	9	Georgia Southern vs ALBANY (Sep 05, 2009) [2fg,3pat]
	9	Samford vs JACKSONVILLE (Sep 12, 2009) [2fg,3pat]
Touchdowns	8	Elon vs DAVIDSON (Sep 05, 2009)
	6	Furman vs PRESBYTERIAN (Sep 05, 2009)
	6	Wofford vs CSU (Sep 12, 2009)
Total offense yards	614	Elon at Presbyterian (Sep 12, 2009) [268r,346p]
	575	Elon vs DAVIDSON (Sep 05, 2009) [186r,389p]
Total offense plays	90	Elon at Presbyterian (Sep 12, 2009) [51r,39p]
	75	Georgia Southern at South Dakota State (Sep 12, 2009) [21r,54p]
Total offense yards/play	7.8	Elon vs DAVIDSON (Sep 05, 2009) [74-575]
	7.7	Furman vs PRESBYTERIAN (Sep 05, 2009) [64-495]
Rushing yards	394	Wofford vs CSU (Sep 12, 2009)
	268	Elon at Presbyterian (Sep 12, 2009)
Rushing attempts	51	Elon at Presbyterian (Sep 12, 2009)
	51	Wofford vs CSU (Sep 12, 2009)
Yards per rush	7.7	Wofford vs CSU (Sep 12, 2009) [51-394]
	6.3	Appalachian State vs MCNEESE STATE (Sep 12, 2009) [41-258]
Rushing TDs	5	Appalachian State vs MCNEESE STATE (Sep 12, 2009)
	5	Wofford vs CSU (Sep 12, 2009)
Longest rush	80	Wofford vs CSU (Sep 12, 2009)
	46	Furman vs PRESBYTERIAN (Sep 05, 2009)
Passing yards	389	Elon vs DAVIDSON (Sep 05, 2009)
	346	Elon at Presbyterian (Sep 12, 2009)
Passing attempts	54	Georgia Southern at South Dakota State (Sep 12, 2009)
	43	Georgia Southern vs ALBANY (Sep 05, 2009)
Passing TDs	5	Elon vs DAVIDSON (Sep 05, 2009)
	4	Elon at Presbyterian (Sep 12, 2009)
Longest pass	73	Chattanooga vs GLENNVILLE STATE (Sep 03, 2009)
	67	Samford at UCF (Sep 05, 2009)
Passes completed	31	Georgia Southern at South Dakota State (Sep 12, 2009)
	30	Georgia Southern vs ALBANY (Sep 05, 2009)
Had intercepted	3	The Citadel at North Carolina (Sep 05, 2009)
	3	Georgia Southern at South Dakota State (Sep 12, 2009)
Pass completion pct	80.0	Furman vs PRESBYTERIAN (Sep 05, 2009) [24-30]
	76.0	Appalachian State vs MCNEESE STATE (Sep 12, 2009) [19-25]
Passing yards/attempt	10.5	Elon vs DAVIDSON (Sep 05, 2009) [37-389]
	9.5	Furman vs PRESBYTERIAN (Sep 05, 2009) [30-285]
Yards per catch	15.0	Elon vs DAVIDSON (Sep 05, 2009) [26-389]
	14.7	Samford vs JACKSONVILLE (Sep 12, 2009) [18-265]
Field goal attempts	3	Georgia Southern vs ALBANY (Sep 05, 2009)
	3	Samford vs JACKSONVILLE (Sep 12, 2009)
Field goals made	2	Georgia Southern vs ALBANY (Sep 05, 2009)
	2	The Citadel at North Carolina (Sep 05, 2009)
	2	Elon at Presbyterian (Sep 12, 2009)
	2	Georgia Southern at South Dakota State (Sep 12, 2009)
	2	Samford vs JACKSONVILLE (Sep 12, 2009)
	2	Western Carolina vs GARDNER-WEBB (Sep 12, 2009)
	2	Chattanooga vs FURMAN (Sep 12, 2009)
Longest field goal	46	Georgia Southern at South Dakota State (Sep 12, 2009)
	44	Georgia Southern vs ALBANY (Sep 05, 2009)
Field goal pct	100.0	The Citadel at North Carolina (Sep 05, 2009) [2-2]

**2009 Southern Conference
Team Game Highs Through games of Sep 16, 2009**



	100.0	Elon at Presbyterian (Sep 12, 2009) [2-2]
	100.0	Georgia Southern at South Dakota State (Sep 12, 2009) [2-2]
	100.0	Western Carolina vs GARDNER-WEBB (Sep 12, 2009) [2-2]
	100.0	Chattanooga vs FURMAN (Sep 12, 2009) [2-2]
PAT kicks attempted	8	Elon vs DAVIDSON (Sep 05, 2009)
	6	Furman vs PRESBYTERIAN (Sep 05, 2009)
	6	Wofford vs CSU (Sep 12, 2009)
PAT kicks made	8	Elon vs DAVIDSON (Sep 05, 2009)
	6	Furman vs PRESBYTERIAN (Sep 05, 2009)
	6	Wofford vs CSU (Sep 12, 2009)
PAT kicks pct	100.0	Elon vs DAVIDSON (Sep 05, 2009) [8-8]
	100.0	Furman vs PRESBYTERIAN (Sep 05, 2009) [6-6]
	100.0	Wofford vs CSU (Sep 12, 2009) [6-6]
	100.0	Appalachian State vs MCNEESE STATE (Sep 12, 2009) [5-5]
	100.0	Elon at Presbyterian (Sep 12, 2009) [5-5]
	100.0	Furman at Chattanooga (Sep 12, 2009) [5-5]
	100.0	Chattanooga vs GLENVILLE STATE (Sep 03, 2009) [4-4]
	100.0	Appalachian State at East Carolina (Sep 05, 2009) [3-3]
	100.0	Georgia Southern vs ALBANY (Sep 05, 2009) [3-3]
	100.0	Samford at UCF (Sep 05, 2009) [3-3]
	100.0	Samford vs JACKSONVILLE (Sep 12, 2009) [3-3]
	100.0	Chattanooga vs FURMAN (Sep 12, 2009) [2-2]
2-point PAT attempts	1	Western Carolina vs GARDNER-WEBB (Sep 12, 2009)
2-point PATs made	1	Western Carolina vs GARDNER-WEBB (Sep 12, 2009)
Punts	10	Western Carolina at Vanderbilt (09/05/2009)
	9	The Citadel at North Carolina (Sep 05, 2009)
	9	Samford at UCF (Sep 05, 2009)
Longest punt	64	Georgia Southern vs ALBANY (Sep 05, 2009)
	56	Wofford at USF (Sept 5, 2009)
	56	Elon at Presbyterian (Sep 12, 2009)
Yards punted	395	Western Carolina at Vanderbilt (09/05/2009) [10-395]
	357	The Citadel at North Carolina (Sep 05, 2009) [9-357]
Punting avg	47.2	Georgia Southern vs ALBANY (Sep 05, 2009) [5-236]
	47.0	Elon vs DAVIDSON (Sep 05, 2009) [5-235]
Punt returns	6	Elon vs DAVIDSON (Sep 05, 2009)
	4	Wofford vs CSU (Sep 12, 2009)
Punt return yards	79	Elon vs DAVIDSON (Sep 05, 2009)
	43	Appalachian State at East Carolina (Sep 05, 2009)
Punt return avg	21.5	Appalachian State at East Carolina (Sep 05, 2009) [2-43]
	13.2	Elon vs DAVIDSON (Sep 05, 2009) [6-79]
Punt return TDs	1	Elon vs DAVIDSON (Sep 05, 2009)
Longest punt return	54	Elon vs DAVIDSON (Sep 05, 2009)
	24	Appalachian State at East Carolina (Sep 05, 2009)
Kick returns	8	The Citadel at North Carolina (Sep 05, 2009)
	7	Wofford at USF (Sept 5, 2009)
	7	Western Carolina at Vanderbilt (09/05/2009)
	7	Appalachian State vs MCNEESE STATE (Sep 12, 2009)
	7	Georgia Southern at South Dakota State (Sep 12, 2009)
Kick return yards	179	The Citadel at North Carolina (Sep 05, 2009)
	163	Wofford at USF (Sept 5, 2009)
Kick return avg	23.5	Elon at Presbyterian (Sep 12, 2009) [2-47]
	23.4	Appalachian State at East Carolina (Sep 05, 2009) [5-117]
Longest kick return	47	Elon at Presbyterian (Sep 12, 2009)
	45	Georgia Southern at South Dakota State (Sep 12, 2009)
Interceptions	2	Appalachian State at East Carolina (Sep 05, 2009)
	2	The Citadel at North Carolina (Sep 05, 2009)

**2009 Southern Conference
Team Game Highs Through games of Sep 16, 2009**



Interception return yds	43	Furman at Chattanooga (Sep 12, 2009)
	41	Samford at UCF (Sep 05, 2009)
Interception return avg	14.5	Appalachian State at East Carolina (Sep 05, 2009) [2-29]
	10.0	The Citadel at North Carolina (Sep 05, 2009) [2-20]
Longest interception rtn	43	Furman at Chattanooga (Sep 12, 2009)
	41	Samford at UCF (Sep 05, 2009)
Interception return TDs	1	Georgia Southern vs ALBANY (Sep 05, 2009)
	1	Samford at UCF (Sep 05, 2009)
	1	Furman at Chattanooga (Sep 12, 2009)
Fumbles lost	3	Western Carolina at Vanderbilt (09/05/2009)
	2	Elon vs DAVIDSON (Sep 05, 2009)
	2	Wofford at USF (Sept 5, 2009)
	2	Western Carolina vs GARDNER-WEBB (Sep 12, 2009)
	2	Chattanooga vs FURMAN (Sep 12, 2009)
Fumbles recovered	2	The Citadel at North Carolina (Sep 05, 2009)
	2	Wofford vs CSU (Sep 12, 2009)
	2	Furman at Chattanooga (Sep 12, 2009)
Sacked by opp	9	Georgia Southern at South Dakota State (Sep 12, 2009)
	5	Elon at Presbyterian (Sep 12, 2009)
QB sacks	7	Samford vs JACKSONVILLE (Sep 12, 2009)
	6	Elon vs DAVIDSON (Sep 05, 2009)
Turnovers committed	4	The Citadel at North Carolina (Sep 05, 2009)
	4	Western Carolina at Vanderbilt (09/05/2009)
	4	Georgia Southern at South Dakota State (Sep 12, 2009)
Turnovers caused	4	The Citadel at North Carolina (Sep 05, 2009)
	3	Wofford vs CSU (Sep 12, 2009)
	3	Furman at Chattanooga (Sep 12, 2009)
Kicks blocked	1	Chattanooga vs GLENVILLE STATE (Sep 03, 2009)
	1	Georgia Southern vs ALBANY (Sep 05, 2009)
	1	Samford at UCF (Sep 05, 2009)
	1	Western Carolina vs GARDNER-WEBB (Sep 12, 2009)
First downs	30	Appalachian State vs MCNEESE STATE (Sep 12, 2009)
	30	Elon at Presbyterian (Sep 12, 2009)
1st downs rushing	16	Appalachian State vs MCNEESE STATE (Sep 12, 2009)
	15	Elon at Presbyterian (Sep 12, 2009)
	15	Wofford vs CSU (Sep 12, 2009)
1st downs passing	17	Elon vs DAVIDSON (Sep 05, 2009)
	15	Furman vs PRESBYTERIAN (Sep 05, 2009)
	15	Elon at Presbyterian (Sep 12, 2009)
1st downs by penalty	3	Furman vs PRESBYTERIAN (Sep 05, 2009)
	2	Chattanooga vs GLENVILLE STATE (Sep 03, 2009)
	2	Appalachian State vs MCNEESE STATE (Sep 12, 2009)
	2	Samford vs JACKSONVILLE (Sep 12, 2009)
	2	Western Carolina vs GARDNER-WEBB (Sep 12, 2009)
Penalties	2	Wofford vs CSU (Sep 12, 2009)
	9	Georgia Southern at South Dakota State (Sep 12, 2009)
	9	Wofford vs CSU (Sep 12, 2009)
Penalties yards	9	Chattanooga vs FURMAN (Sep 12, 2009)
	81	Wofford vs CSU (Sep 12, 2009)
	76	Georgia Southern at South Dakota State (Sep 12, 2009)

**2009 Southern Conference
Conference Individual Game Highs Through games of Sep 16, 2009**



INDIVIDUAL PLAYER GAME HIGHS

Points scored	14	Marquel Pittman (Western Carolina) vs GARDNER-WEBB (Sep 12, 2009)
	12	Chris Awuah (Chattanooga) vs GLENVILLE STATE (Sep 03, 2009)
	12	Terrell Hudgins (Elon) vs DAVIDSON (Sep 05, 2009)
	12	Tersoo Uhaa (Furman) vs PRESBYTERIAN (Sep 05, 2009)
	12	J. Valentine (Georgia Southern) vs ALBANY (Sep 05, 2009)
	12	Riley Hawkins (Samford) at UCF (Sep 05, 2009)
	12	Armanti Edwards (Appalachian State) vs MCNEESE STATE (Sep 12, 2009)
	12	Terrell Hudgins (Elon) at Presbyterian (Sep 12, 2009)
	12	Sean Jeffcoat (Elon) at Presbyterian (Sep 12, 2009)
	12	Eric Breitenstein (Wofford) vs CSU (Sep 12, 2009)
	12	Mike Rucker (Wofford) vs CSU (Sep 12, 2009)
	12	Tersoo Uhaa (Furman) at Chattanooga (Sep 12, 2009)
Touchdowns	2	Chris Awuah (Chattanooga) vs GLENVILLE STATE (Sep 03, 2009)
	2	Terrell Hudgins (Elon) vs DAVIDSON (Sep 05, 2009)
	2	Tersoo Uhaa (Furman) vs PRESBYTERIAN (Sep 05, 2009)
	2	J. Valentine (Georgia Southern) vs ALBANY (Sep 05, 2009)
	2	Riley Hawkins (Samford) at UCF (Sep 05, 2009)
	2	Armanti Edwards (Appalachian State) vs MCNEESE STATE (Sep 12, 2009)
	2	Terrell Hudgins (Elon) at Presbyterian (Sep 12, 2009)
	2	Sean Jeffcoat (Elon) at Presbyterian (Sep 12, 2009)
	2	Marquel Pittman (Western Carolina) vs GARDNER-WEBB (Sep 12, 2009)
	2	Eric Breitenstein (Wofford) vs CSU (Sep 12, 2009)
	2	Mike Rucker (Wofford) vs CSU (Sep 12, 2009)
	2	Tersoo Uhaa (Furman) at Chattanooga (Sep 12, 2009)
TD responsibility	5	Scott Riddle (Elon) vs DAVIDSON (Sep 05, 2009) [1r,4p]
	4	Jordan Sorrells (Furman) vs PRESBYTERIAN (Sep 05, 2009) [1r,3p]
	4	Scott Riddle (Elon) at Presbyterian (Sep 12, 2009) [0r,4p]
Points scored kicking	11	Adam Shreiner (Elon) at Presbyterian (Sep 12, 2009) [2fg,5pat]
	9	Matthew Cesari (Furman) vs PRESBYTERIAN (Sep 05, 2009) [1fg,6pat]
	9	Adrian Mora (Georgia Southern) vs ALBANY (Sep 05, 2009) [2fg,3pat]
	9	Cameron Yaw (Samford) vs JACKSONVILLE (Sep 12, 2009) [2fg,3pat]
Total offense yards	336	Jordan Sorrells (Furman) vs PRESBYTERIAN (Sep 05, 2009) [51r,285p]
	329	Scott Riddle (Elon) vs DAVIDSON (Sep 05, 2009) [3r,326p]
Total offense plays	46	Lee Chapple (Georgia Southern) at South Dakota State (Sep 12, 2009) [7r,39p]
	45	Lee Chapple (Georgia Southern) vs ALBANY (Sep 05, 2009) [2r,43p]
Total offense yards/play	20.4	Mike Rucker (Wofford) vs CSU (Sep 12, 2009) [5-102]
	14.3	Jerry Williams (Furman) vs PRESBYTERIAN (Sep 05, 2009) [3-43]
Rushing yards	190	Jamal Shuman (Elon) at Presbyterian (Sep 12, 2009)
	155	Devon Moore (Appalachian State) vs MCNEESE STATE (Sep 12, 2009)
Rushing attempts	26	Jamal Shuman (Elon) at Presbyterian (Sep 12, 2009)
	23	Chris Evans (Samford) at UCF (Sep 05, 2009)
	23	Devon Moore (Appalachian State) vs MCNEESE STATE (Sep 12, 2009)
	23	Bryan Fitzgerald (Chattanooga) vs FURMAN (Sep 12, 2009)
Yards per rush	20.4	Mike Rucker (Wofford) vs CSU (Sep 12, 2009) [5-102]
	14.3	Jerry Williams (Furman) vs PRESBYTERIAN (Sep 05, 2009) [3-43]
Rushing TDs	2	Chris Awuah (Chattanooga) vs GLENVILLE STATE (Sep 03, 2009)
	2	Tersoo Uhaa (Furman) vs PRESBYTERIAN (Sep 05, 2009)
	2	Armanti Edwards (Appalachian State) vs MCNEESE STATE (Sep 12, 2009)
	2	Mike Rucker (Wofford) vs CSU (Sep 12, 2009)
	2	Eric Breitenstein (Wofford) vs CSU (Sep 12, 2009)
	2	Tersoo Uhaa (Furman) at Chattanooga (Sep 12, 2009)
Longest rush	80	Mike Rucker (Wofford) vs CSU (Sep 12, 2009)
	46	Jordan Sorrells (Furman) vs PRESBYTERIAN (Sep 05, 2009)
Passing yards	346	Scott Riddle (Elon) at Presbyterian (Sep 12, 2009)

**2009 Southern Conference
Individual Game Highs Through games of Sep 16, 2009**



	326	Scott Riddle (Elon) vs DAVIDSON (Sep 05, 2009)
Passing attempts	43	Lee Chapple (Georgia Southern) vs ALBANY (Sep 05, 2009)
	39	Lee Chapple (Georgia Southern) at South Dakota State (Sep 12, 2009)
Passing TDs	4	Scott Riddle (Elon) vs DAVIDSON (Sep 05, 2009)
	4	Scott Riddle (Elon) at Presbyterian (Sep 12, 2009)
Longest pass	73	B.J. Coleman (Chattanooga) vs GLENVILLE STATE (Sep 03, 2009)
	67	Richie Fordham (Samford) at UCF (Sep 05, 2009)
Passes completed	30	Lee Chapple (Georgia Southern) vs ALBANY (Sep 05, 2009)
	25	Scott Riddle (Elon) at Presbyterian (Sep 12, 2009)
	25	Lee Chapple (Georgia Southern) at South Dakota State (Sep 12, 2009)
Had intercepted	3	Bart Blanchard (The Citadel) at North Carolina (Sep 05, 2009)
	2	Lee Chapple (Georgia Southern) at South Dakota State (Sep 12, 2009)
Pass completion pct	100.0	Thomas Wilson (Elon) vs DAVIDSON (Sep 05, 2009) [4-4]
	100.0	Stev Davitte (Wofford) vs CSU (Sep 12, 2009) [2-2]
Pass yards/attempt	15.8	Thomas Wilson (Elon) vs DAVIDSON (Sep 05, 2009) [4-63]
	9.9	Scott Riddle (Elon) vs DAVIDSON (Sep 05, 2009) [33-326]
Pass yards/catch	15.8	Thomas Wilson (Elon) vs DAVIDSON (Sep 05, 2009) [4-63]
	14.8	Scott Riddle (Elon) vs DAVIDSON (Sep 05, 2009) [22-326]
Receiving yards	156	Terrell Hudgins (Elon) vs DAVIDSON (Sep 05, 2009)
	134	Terrell Hudgins (Elon) at Presbyterian (Sep 12, 2009)
Receptions	13	Blue Cooper (Chattanooga) vs FURMAN (Sep 12, 2009)
	11	Terrell Hudgins (Elon) at Presbyterian (Sep 12, 2009)
Yards per catch	35.7	Riley Hawkins (Samford) at UCF (Sep 05, 2009) [3-107]
	33.7	Riley Hawkins (Samford) vs JACKSONVILLE (Sep 12, 2009) [3-101]
Receiving TDs	2	Terrell Hudgins (Elon) vs DAVIDSON (Sep 05, 2009)
	2	J. Valentine (Georgia Southern) vs ALBANY (Sep 05, 2009)
	2	Riley Hawkins (Samford) at UCF (Sep 05, 2009)
	2	Terrell Hudgins (Elon) at Presbyterian (Sep 12, 2009)
	2	Sean Jeffcoat (Elon) at Presbyterian (Sep 12, 2009)
	2	Marquel Pittman (Western Carolina) vs GARDNER-WEBB (Sep 12, 2009)
Longest reception	73	Garrett Hughes (Chattanooga) vs GLENVILLE STATE (Sep 03, 2009)
	67	Riley Hawkins (Samford) at UCF (Sep 05, 2009)
Field goal attempts	3	Adrian Mora (Georgia Southern) vs ALBANY (Sep 05, 2009)
	2	Jason Vitaris (Appalachian State) at East Carolina (Sep 05, 2009)
	2	Sam Keeler (The Citadel) at North Carolina (Sep 05, 2009)
	2	Adam Shreiner (Elon) at Presbyterian (Sep 12, 2009)
	2	Adrian Mora (Georgia Southern) at South Dakota State (Sep 12, 2009)
	2	Cameron Yaw (Samford) vs JACKSONVILLE (Sep 12, 2009)
	2	Blake Bostic (Western Carolina) vs GARDNER-WEBB (Sep 12, 2009)
	2	Craig Camay (Chattanooga) vs FURMAN (Sep 12, 2009)
Field goals made	2	Adrian Mora (Georgia Southern) vs ALBANY (Sep 05, 2009)
	2	Sam Keeler (The Citadel) at North Carolina (Sep 05, 2009)
	2	Adam Shreiner (Elon) at Presbyterian (Sep 12, 2009)
	2	Adrian Mora (Georgia Southern) at South Dakota State (Sep 12, 2009)
	2	Cameron Yaw (Samford) vs JACKSONVILLE (Sep 12, 2009)
	2	Blake Bostic (Western Carolina) vs GARDNER-WEBB (Sep 12, 2009)
	2	Craig Camay (Chattanooga) vs FURMAN (Sep 12, 2009)
Longest field goal	46	Adrian Mora (Georgia Southern) at South Dakota State (Sep 12, 2009)
	44	Adrian Mora (Georgia Southern) vs ALBANY (Sep 05, 2009)
Field goal pct	100.0	Sam Keeler (The Citadel) at North Carolina (Sep 05, 2009) [2-2]
	100.0	Adam Shreiner (Elon) at Presbyterian (Sep 12, 2009) [2-2]
	100.0	Adrian Mora (Georgia Southern) at South Dakota State (Sep 12, 2009) [2-2]
	100.0	Cameron Yaw (Samford) vs JACKSONVILLE (Sep 12, 2009) [2-2]

**2009 Southern Conference
Individual Game Highs Through games of Sep 16, 2009**



	100.0	Blake Bostic (Western Carolina) vs GARDNER-WEBB (Sep 12, 2009) [2-2]
	100.0	Craig Camay (Chattanooga) vs FURMAN (Sep 12, 2009) [2-2]
PAT kicks attempted	8	Adam Shreiner (Elon) vs DAVIDSON (Sep 05, 2009)
	6	Matthew Cesari (Furman) vs PRESBYTERIAN (Sep 05, 2009)
	6	Christian Reed (Wofford) vs CSU (Sep 12, 2009)
PAT kicks made	8	Adam Shreiner (Elon) vs DAVIDSON (Sep 05, 2009)
	6	Matthew Cesari (Furman) vs PRESBYTERIAN (Sep 05, 2009)
	6	Christian Reed (Wofford) vs CSU (Sep 12, 2009)
PAT kicks pct	100.0	Adam Shreiner (Elon) vs DAVIDSON (Sep 05, 2009) [8-8]
	100.0	Matthew Cesari (Furman) vs PRESBYTERIAN (Sep 05, 2009) [6-6]
	100.0	Christian Reed (Wofford) vs CSU (Sep 12, 2009) [6-6]
	100.0	Jason Vitaris (Appalachian State) vs MCNEESE STATE (Sep 12, 2009) [5-5]
	100.0	Adam Shreiner (Elon) at Presbyterian (Sep 12, 2009) [5-5]
	100.0	Matthew Cesari (Furman) at Chattanooga (Sep 12, 2009) [5-5]
	100.0	Craig Camay (Chattanooga) vs GLENVILLE STATE (Sep 03, 2009) [4-4]
	100.0	Jason Vitaris (Appalachian State) at East Carolina (Sep 05, 2009) [3-3]
	100.0	Adrian Mora (Georgia Southern) vs ALBANY (Sep 05, 2009) [3-3]
	100.0	Cameron Yaw (Samford) at UCF (Sep 05, 2009) [3-3]
	100.0	Cameron Yaw (Samford) vs JACKSONVILLE (Sep 12, 2009) [3-3]
	100.0	Craig Camay (Chattanooga) vs FURMAN (Sep 12, 2009) [2-2]
Punts	10	Blake Cain (Western Carolina) at Vanderbilt (09/05/2009)
	9	Cass Couey (The Citadel) at North Carolina (Sep 05, 2009)
	9	Bob Hooper (Samford) at UCF (Sep 05, 2009)
Yards punted	395	Blake Cain (Western Carolina) at Vanderbilt (09/05/2009) [10-395]
	357	Cass Couey (The Citadel) at North Carolina (Sep 05, 2009) [9-357]
Longest punt	64	Charlie Edwards (Georgia Southern) vs ALBANY (Sep 05, 2009)
	56	Chris Tommie (Wofford) at USF (Sept 5, 2009)
	56	Andy Leffler (Elon) at Presbyterian (Sep 12, 2009)
Punting avg	47.3	Scott Riddle (Elon) vs DAVIDSON (Sep 05, 2009) [3-142]
	47.2	Charlie Edwards (Georgia Southern) vs ALBANY (Sep 05, 2009) [5-236]
Punt returns	6	Lance Camp (Elon) vs DAVIDSON (Sep 05, 2009)
	3	Richie Fordham (Samford) vs JACKSONVILLE (Sep 12, 2009)
Punt return yards	79	Lance Camp (Elon) vs DAVIDSON (Sep 05, 2009)
	43	Travaris Cadet (Appalachian State) at East Carolina (Sep 05, 2009)
Longest punt return	54	Lance Camp (Elon) vs DAVIDSON (Sep 05, 2009)
	24	Travaris Cadet (Appalachian State) at East Carolina (Sep 05, 2009)
Punt return TDs	1	Lance Camp (Elon) vs DAVIDSON (Sep 05, 2009)
Punt return avg	21.5	Travaris Cadet (Appalachian State) at East Carolina (Sep 05, 2009) [2-43]
	13.2	Lance Camp (Elon) vs DAVIDSON (Sep 05, 2009) [6-79]
Kick returns	6	Kevin Hardy (The Citadel) at North Carolina (Sep 05, 2009)
	6	George Richardson (Western Carolina) at Vanderbilt (09/05/2009)
Kick return yards	146	Kevin Hardy (The Citadel) at North Carolina (Sep 05, 2009)
	99	Darrell Pasco (Georgia Southern) at South Dakota State (Sep 12, 2009)
Kick return avg	33.0	Darrell Pasco (Georgia Southern) at South Dakota State (Sep 12, 2009) [3-99]
	26.0	Mike Rucker (Wofford) at USF (Sept 5, 2009) [3-78]
Longest kick return	47	Jamal Shuman (Elon) at Presbyterian (Sep 12, 2009)
	45	Darrell Pasco (Georgia Southern) at South Dakota State (Sep 12, 2009)
Combined PR/KR yards	146	Kevin Hardy (The Citadel) at North Carolina (Sep 05, 2009) [Opr-146kr]
	99	Darrell Pasco (Georgia Southern) at South Dakota State (Sep 12, 2009) [Opr-99]
Interceptions	2	Joseph Boateng (The Citadel) at North Carolina (Sep 05, 2009)
	1	Buster Skrine (Chattanooga) vs GLENVILLE STATE (Sep 03, 2009)
	1	Jared Reine (Appalachian State) at East Carolina (Sep 05, 2009)
	1	Cortez Gilbert (Appalachian State) at East Carolina (Sep 05, 2009)

**2009 Southern Conference
Individual Game Highs Through games of Sep 16, 2009**



	1	Cameron McGlenn (Elon) vs DAVIDSON (Sep 05, 2009)
	1	Laron Scott (Georgia Southern) vs ALBANY (Sep 05, 2009)
	1	Tommy Irvin (Wofford) at USF (Sept 5, 2009)
	1	Ryan Anderson (Samford) at UCF (Sep 05, 2009)
	1	Ed Gainey (Appalachian State) vs MCNEESE STATE (Sep 12, 2009)
	1	Cameron McGlenn (Elon) at Presbyterian (Sep 12, 2009)
	1	Phillip LeGrande (Wofford) vs CSU (Sep 12, 2009)
	1	Max Lerner (Furman) at Chattanooga (Sep 12, 2009)
	1	Jordan Tippit (Chattanooga) vs FURMAN (Sep 12, 2009)
Interception return yds	43	Max Lerner (Furman) at Chattanooga (Sep 12, 2009)
	41	Ryan Anderson (Samford) at UCF (Sep 05, 2009)
Interception return avg	10.0	Joseph Boateng (The Citadel) at North Carolina (Sep 05, 2009) [2-20]
Longest interception rtn	43	Max Lerner (Furman) at Chattanooga (Sep 12, 2009)
	41	Ryan Anderson (Samford) at UCF (Sep 05, 2009)
Interception return TDs	1	Laron Scott (Georgia Southern) vs ALBANY (Sep 05, 2009)
	1	Ryan Anderson (Samford) at UCF (Sep 05, 2009)
	1	Max Lerner (Furman) at Chattanooga (Sep 12, 2009)
All-purpose yards	266	Jamal Shuman (Elon) at Presbyterian (Sep 12, 2009)
	197	Devon Moore (Appalachian State) vs MCNEESE STATE (Sep 12, 2009)
Tackles	17.0	Joseph Thornton (Chattanooga) vs GLENVILLE STATE (Sep 03, 2009) [8-9]
	15.0	Dion DuBose (Georgia Southern) vs ALBANY (Sep 05, 2009) [5-10]
Sacks	2.0	Austin Hayes (Samford) vs JACKSONVILLE (Sep 12, 2009) [2-0]
	2.0	Erik Peterson (Samford) vs JACKSONVILLE (Sep 12, 2009) [2-0]
Tackles for loss	3.0	Brandon Ward (Elon) vs DAVIDSON (Sep 05, 2009) [2-2]
	3.0	Bryce Smith (Samford) at UCF (Sep 05, 2009) [3-0]
	3.0	Chris Collins (Western Carolina) vs GARDNER-WEBB (Sep 12, 2009) [3-0]

**2009 Southern Conference
Individual Steller Games Through games of Sep 16, 2009**



200-Yard Rushing Performances

None

100-Yard Rushing Performances

- 190 Jamal Shuman (Elon) at Presbyterian (Sep 12, 2009)
- 155 Devon Moore (Appalachian State) vs MCNEESE STATE (Sep 12, 2009)
- 121 Eric Breitenstein (Wofford) at USF (Sept 5, 2009)
- 115 Jamal Shuman (Elon) vs DAVIDSON (Sep 05, 2009)
- 114 A.J. Harris (Elon) at Presbyterian (Sep 12, 2009)
- 102 Mike Rucker (Wofford) vs CSU (Sep 12, 2009)

Number of 100-Yard Rushing Performances

- Jamal Shuman, Elon - 2
- Eric Breitenstein, Wofford - 1
- A.J. Harris, Elon - 1
- Devon Moore, Appalachian State - 1
- Mike Rucker, Wofford - 1

500-Yard Passing Performances

None

400-Yard Passing Performances

None

300-Yard Passing Performances

- 346 Scott Riddle (Elon) at Presbyterian (Sep 12, 2009)
- 326 Scott Riddle (Elon) vs DAVIDSON (Sep 05, 2009)

Number of 300-Yard Passing Performances

- Scott Riddle, Elon - 2

200-Yard Receiving Performances

None

100-Yard Receiving Performances

- 156 Terrell Hudgins (Elon) vs DAVIDSON (Sep 05, 2009)
- 134 Terrell Hudgins (Elon) at Presbyterian (Sep 12, 2009)
- 127 Blue Cooper (Chattanooga) vs GLENVILLE STATE (Sep 03, 2009)
- 113 Marquel Pittman (Western Carolina) vs GARDNER-WEBB (Sep 12, 2009)
- 109 Blue Cooper (Chattanooga) vs FURMAN (Sep 12, 2009)
- 107 Riley Hawkins (Samford) at UCF (Sep 05, 2009)
- 103 Sean Jeffcoat (Elon) at Presbyterian (Sep 12, 2009)
- 101 Riley Hawkins (Samford) vs JACKSONVILLE (Sep 12, 2009)

**2009 Southern Conference
Individual Stellar Games Through games of Sep 16, 2009**



Number of 100-Yard Receiving Performances

Blue Cooper, Chattanooga - 2
Riley Hawkins, Samford - 2
Terrell Hudgins, Elon - 2
Sean Jeffcoat, Elon - 1
Marquel Pittman, Western Carolina - 1