



SOUTHERN CONFERENCE MEN'S BASKETBALL

2021-22



702 North Pine Street, Spartanburg, SC 29303 • 864-591-5100 • Fax: 864-591-3448

Phil Perry, Assistant Commissioner for Media Relations (MBK contact)

facebook.com/SouthernConference • twitter.com/SoConSports • instagram.com/SouthernConference

2021-22 SOUTHERN CONFERENCE BASKETBALL STANDINGS

	Conference					Overall					
	W-L	Pct.	H	A	ST	W-L	Pct.	H	A	N	ST
Chattanooga	11-2	.846	6-0	5-2	W3	21-5	.808	11-1	10-4	0-0	W3
Furman	9-4	.692	6-1	3-3	L2	17-9	.654	11-2	6-7	0-0	L2
VMI	8-5	.615	5-2	3-3	W4	15-10	.600	9-2	5-7	1-1	W4
UNCG	7-6	.538	3-3	4-3	W3	15-10	.600	8-3	6-5	1-2	W3
Mercer	6-7	.462	5-2	1-5	L3	13-13	.500	9-3	3-9	1-1	L3
Wofford	6-7	.462	4-3	2-4	L1	14-11	.560	9-4	5-7	0-0	L1
Samford	5-7	.417	4-1	1-6	W1	15-9	.625	9-2	4-7	2-0	W1
ETSU	5-8	.385	4-3	1-5	W1	13-13	.500	8-4	2-9	3-0	W1
The Citadel	4-8	.333	3-3	1-5	L1	10-13	.435	7-5	3-8	0-0	L1
Western Carolina	3-10	.231	3-3	0-7	L3	9-17	.346	6-4	2-12	1-1	L3

UPCOMING SCHEDULE (ALL TIMES EASTERN)

Feb. 12 (Saturday)

- *Chattanooga at Furman, 2 p.m. ESPN+
- *The Citadel at VMI, 3:30 p.m. CBS Sports Network
- *Samford at ETSU, 4 p.m. ESPN+
- *Western Carolina at Wofford, 7 p.m. ESPN+

CBS Sports Network broadcast team

Play-by-play: Pete Yanity
Analyst: Dean Keener

Feb. 13 (Sunday)

- *Mercer at UNCG, 3 p.m. Nexstar/ESPN+

Ingles SoCon Game of the Week Nexstar affiliates

WMYT/My 12 (Charlotte)
WWCW/The CW Virginia (Lynchburg/Roanoke)
WYCW/The CW62 (Greenville/Spartanburg/Asheville)

Play-by-play: Pete Yanity
Analyst: Dean Keener

Feb. 16 (Wednesday)

- *Wofford at The Citadel, 7 p.m. ESPN+
- *ETSU at Mercer, 7 p.m. ESPN+
- *Furman at Western Carolina, 7 p.m. ESPN+

RECENT RESULTS (HOME TEAM UNDERLINED>)

Feb. 10 (Thursday)

- *UNCG 86, The Citadel 66
- *VMI 85, Mercer 79

Feb. 9 (Wednesday)

- *Chattanooga 65, Western Carolina 47
- *Samford 65, Wofford 60 (OT)

Feb. 7 (Monday)

- *ETSU 75, Furman 71
- *UNCG 68, Western Carolina 49
- *Chattanooga 74, Mercer 72 (OT)

NOTES

• A red-hot VMI hosts military rival The Citadel on CBS Sports Network and league-leading Chattanooga visits second-place Furman to highlight Saturday's Southern Conference schedule, while UNCG welcomes Mercer on Sunday for the Ingles SoCon Game of the Week on select Nexstar affiliates.

• Chattanooga will be wrapping a stretch of four games in eight days Saturday, while Mercer, UNCG and Western Carolina are finishing runs of four contests in a nine-day span this weekend.

• VMI has won four straight to move to 8-5 in SoCon play, its longest conference winning streak since 2013-14, when it was still a member of the Big South. The Keydets got 27 points and 10 rebounds from Jake Stephens in Thursday night's 85-79 win over Mercer.

• The Citadel got a game-high 23 points from freshman Jason Roche and 21 points and 10 boards from Hayden Brown in an 86-66 setback at UNCG on Thursday.

• Saturday's game in Lexington, Virginia, will feature the top two 3-point shooters in the league, as Roche and VMI's Kamdyn Curfman share the SoCon lead with 93 made 3s apiece.

• Chattanooga, which leads NCAA Division I with 10 road wins this season, will look to complete the season sweep over Furman after edging the Paladins 71-69 in the squads' first meeting on Jan. 15. A Mocs win would put UTC three games up in the SoCon standings, while a Furman win would get the Paladins back within a game of first.

• Furman has dropped two straight after a five-game winning streak, with the losses coming by a combined six points. The Paladins return to Timmons Arena, where they are 10-1 this season.

• UNCG has won three games to get back over .500 in league play. Bas Leyte scored a career-high 20 points in the Spartans' win over The Citadel on Thursday.

• Mercer has dropped three games to fall below .500 in SoCon play for the first time this season. Shawn Walker Jr. scored a season-high 18 points in the loss at VMI.

• ETSU, which hosts Samford on Saturday, halted a five-game skid with a 75-71 win over Furman on ESPN-UNCG on Monday. The Bucs had lost those five games by a combined 15 points.

• Samford topped Wofford 65-60 in overtime on Wednesday, getting 18 points from Ques Glover and 15 points and 10 rebounds from Jermaine Marshall to snap a nine-game skid against the Terriers.

• Wofford got 20 points and 10 boards from B.J. Mack in the OT setback at Samford. Mack has led the Terriers in scoring in nine of their last 13 games.

• Western Carolina has lost three straight and is seeking its first road win in league play this season. Graduate guard Nicholas Robinson has been on fire for the last four games, averaging 23 points, 9.5 boards and 4.8 assists per game, all team highs during the span.

• Chattanooga is No. 8 in the CollegelInsider.com Mid-Major Top 25 poll this week, while Furman and Wofford are receiving votes.

SoCon PLAYER OF THE WEEK (2/7)

PRESENTED BY **GEICO**

Nicholas Robinson, Gr., G
Western Carolina

Western Carolina guard Nicholas Robinson averaged 28.0 points, 12.0 rebounds and 8.0 assists per game on the week.

Robinson opened his week Wednesday by scoring a career-high 37 points and pulling down 11 rebounds in Western Carolina's 87-84 win over ETSU, which snapped the program's 14-game losing streak to the Bucs. In addition to surpassing his previous career high by nine points, Robinson added six assists and went 13-for-23 from the floor (.565), including hitting five 3-pointers on the day.

The graduate student from Chicago, Illinois, followed that up by posting just the third triple-double in Western Carolina's Division I history Friday, scoring 19 points, matching his career high with 13 rebounds and dishing off a career-best 10 assists in the Catamounts' 76-69 loss at VMI. He also added a blocked shot and a steal and nearly had the triple-double in the first half alone with 10 points, eight rebounds and eight assists at the break.



ACTIVE SoCON CAREER LEADERS

Points scored	(SoCon career rank)
1,637	David Jean-Baptiste, UTC, Gr.
1,323	Alex Hunter, FUR, 5th
1,304	Jake Stephens, VMI, Sr.
1,258	Hayden Brown, CIT, Gr.
1,245	Mike Bothwell, FUR, Sr.

Points scored per game (min. 800 points)	
18.65	Malachi Smith (951 PTS/51 GP), UTC, So.
12.80	Kamdyn Curfman (1,062/83), VMI, Jr.
12.21	Hayden Brown (1,258/103), CIT, Sr.
11.45	David Jean-Baptiste (1,637/143), UTC, Gr.
11.34	Jake Stephens (1,304/115), VMI, Sr.

Field-goal percentage (min. 240 made)	
.521	Logan Dye, SAM, Jr.
.516	James Glisson III, MER, Jr.
.508	Jalen Slawson, FUR, Sr.
.500	Hayden Brown, CIT, Gr.
.483	Malachi Smith, UTC, So.

3-point field goals made	
290	Alex Hunter, FUR, 5th
272	David Jean-Baptiste, UTC, Gr.
247	Kamdyn Curfman, VMI, Jr.
172	Jake Stephens, VMI, Sr.
133	Mike Bothwell, FUR, Sr.
133	Sean Conway, VMI, Jr.

3-point field-goal percentage (min. 120 made)	
.395	Kamdyn Curfman, VMI, Jr.
.391	A.J. Caldwell, UTC, R-Jr.
.385	Alex Hunter, FUR, 5th
.373	David Jean-Baptiste, UTC, Gr.
.370	Sean Conway, VMI, Jr.

Free-throw percentage (min. 110 made)	
.837	Keyshaun Langley, UNCG, Jr.
.818	Mike Bothwell, FUR, Sr.
.818	Malachi Smith, UTC, So.
.799	Jake Stephens, VMI, Sr.
.776	David Jean-Baptiste, UTC, Gr.

Rebounds	
687	Jake Stephens, VMI, Sr.
643	Hayden Brown, CIT, Gr.
530	Jalen Slawson, FUR, Sr.
464	Mohammed Abdulsalam, UNCG, Sr.
427	Alex Hunter, FUR, 5th

Rebounds per game (min. 280 rebounds)	
7.59	Malachi Smith (387 REB/51 GP), UTC, So.
6.76	Felipe Haase (365/54), MER, R-Sr.
6.24	Hayden Brown (643/103), CIT, Gr.
5.97	Jake Stephens (687/115), VMI, Sr.
4.99	Sean Conway (394/79), VMI, Jr.

Blocked shots	
146	Jake Stephens, VMI, Sr.
117	Stephen Clark, CIT, Jr.
114	Jalen Slawson, FUR, Sr.
49	Victor Baffuto, MER, R-Sr.
45	Messiah Jones, WOF, Jr.

Steals	
141	David Jean-Baptiste, UTC, Gr.
131	Jalen Slawson, FUR, Sr.
130	Alex Hunter, FUR, 5th
124	Ryan Larson, WOF, Sr.
120	Mike Bothwell, FUR, Sr.

Assists	
435	Alex Hunter, FUR, 5th
322	David Jean-Baptiste, UTC, Gr.
302	Ryan Larson, WOF, Sr.
271	Jake Stephens, VMI, Sr.
242	Mike Bothwell, FUR, Sr.

Assists per game (min. 150 assists)	
4.76	David Sloan (238 AST/50 GP), ETSU, Sr.
4.00	Tyler Moffe (180/45), CIT, Gr.
3.97	Neftali Alvarez (151/38), MER, R-Jr.
3.24	Malachi Smith (162/50 GP), UTC, So.
2.93	Felipe Haase (158/54), MER, R-Sr.

SoCON RECORD BOOK

TEAM
3-point field goals made
Game
1. 24 VMI vs. Furman 2/12/15
2. 23 The Citadel vs. Mid-Atlantic Christian 11/12/18
23 The Citadel vs. High Point 11/27/18
4. 22 Georgia Southern vs. Chattanooga 1/17/05
22 The Citadel vs. UNCG 2/28/19
22 Samford vs. Belhaven 12/21/20
22 Furman vs. North Greenville 11/9/21
22 VMI vs. Carlow 11/9/21
9. 21 Furman vs. Virginia Intermont 12/29/04
21 VMI vs. Johnson 11/18/14
21 The Citadel vs. Ogelthorpe 11/10/17
21 Furman vs. North Greenville 11/15/18
21 VMI vs. Campbellville-Harrodsburg 12/15/20
21 Furman vs. South Carolina State 12/21/20
21 Furman vs. Western Carolina 1/19/22

Assists
Game
1. 42 The Citadel vs. Mid-Atlantic Christian 11/19/15
2. 39 Davidson vs. Warren Wilson 12/9/91
3. 38 Marshall vs. South Carolina 12/1/80
4. 37 The Citadel vs. Mid-Atlantic Christian 12/12/18
5. 36 Chattanooga vs. Emmanuel 11/29/03
36 Samford vs. Belhaven 12/21/20
7. 35 Davidson vs. Mount St. Mary 12/15/06
35 Chattanooga vs. Tennessee Wesleyan 11/26/03
9. 34 The Citadel vs. Johnson 11/13/16
34 Wofford vs. UVA-Wise 12/6/16
34 Furman vs. North Greenville 11/9/21

INDIVIDUAL
3-pointers made
Season
1. 162 Stephen Curry, Davidson* 2007-08
2. 158 Fletcher Magee, Wofford 2018-19
3. 148 Fletcher Magee, Wofford 2017-18
4. 135 Stephen McDowell, Chattanooga 2008-09
5. 131 Andrew Goudelock, CofC 2010-11
6. 130 Keith Veney, Marshall 1996-97
130 Stephen Curry, Davidson 2008-09
8. 123 Donald Sims, Appalachian State 2009-10
9. 122 Stephen Curry, Davidson^ 2006-07
10. 118 Keddrick Mays, Chattanooga 2006-07

93 Jason Roche, The Citadel 2021-22
93 Kamdyn Curfman, VMI 2021-22

Career
1. 509 Fletcher Magee, Wofford* 2015-19
2. 414 Stephen Curry, Davidson 2006-09
3. 396 Andrew Goudelock, CofC 2007-11
396 Francis Alonso, UNCG 2015-19
5. 358 Donald Sims, App 2007-11
6. 324 Matt Frierson, The Citadel 2015-19
7. 312 Karl Cochran, Wofford 2011-15
8. 299 Ian Chadwick, Wofford 1997-01
9. 298 Nathan Hoover, Wofford 2016-20
10. 297 Matt Halvorsen, WCU 2017-21

290 Alex Hunter, Furman 2017-present

3-point field-goal percentage
Game (minimum 6 made)
1. 100.0 (9-9) Nicholas Paulos, UNCG vs. Davidson Jan. 18, 2014
2. 100.0 (8-8) Jalen Johnson, Mercer vs. VMI Jan. 13, 2022
3. 100.0 (7-7) Stefan Kenic, Chattanooga vs. Western Carolina Feb. 17, 2021

* NCAA Division I record
 ^ NCAA DI freshman record at the time; current SoCon freshman record

SoCON PLAYERS OF THE WEEK

PRESENTED BY 

Nov. 15	Mike Bothwell, Sr., G, Furman
Nov. 22	Malachi Smith, So., G, Chattanooga
Nov. 29	Max Klesmit, So., G, Wofford
Dec. 6	Jalen Slawson, Sr., F, Furman
Dec. 13	Jake Stephens, Sr., C, VMI
Dec. 20	Malachi Smith, So., G, Chattanooga
Dec. 27	Ques Glover, So., G, Samford
Jan. 3	Jake Stephens, Sr., C, VMI
Jan. 10	Malachi Smith, So., G, Chattanooga
Jan. 17	Jake Stephens, Sr., C, VMI
Jan. 24	Malachi Smith, So., G, Chattanooga
Jan. 31	Jordan King, So., G, ETSU
Feb. 7	Nicholas Robinson, Gr., G, Western Carolina
Feb. 14	
Feb. 21	
Feb. 28	

SoCON PLAYERS OF THE MONTH

November	Hayden Brown, Gr., F, The Citadel
December	Jake Stephens, Sr., C, VMI
January	Malachi Smith, So., G, Chattanooga
February	

SoCON STUDENT-ATHLETES OF THE WEEK

Nov. 24	Malachi Smith, So., G, Chattanooga
Dec. 29	Jackson Greco, So., G, Mercer

NATIONAL HONORS

Lou Henson National Player of the Week	
Nov. 15	Mike Bothwell, Sr., G, Furman
Dec. 27	Ques Glover, So., G, Samford
Jan. 3	Jake Stephens, Sr., C, VMI

Did you know?

- SoCon squads picked up six wins over Power 5 conference opponents this season, bookending the beginning and end of nonconference play. The Citadel opened the season with a 78-63 win at Pittsburgh on Nov. 9, followed by Furman beating Louisville 80-72 in overtime on Nov. 12. To cap nonconference play, Samford topped Mississippi on 75-73 on Dec. 21, with ETSU downing Georgia 86-84 the next day. In between, Samford dropped Oregon State 78-77 on Nov. 18 and Wofford edged Georgia 68-65 on Nov. 28.

- SoCon teams played in 14 overtime games during nonconference play, going 7-7, while there has been one OT game in SoCon play so far. SoCon squads played just 11 overtime games all of last season.

- First conducted in 1921, the SoCon men's basketball tournament is the nation's oldest college conference tournament. The 2022 tournament will be the 102nd edition.

- Furman's Frank Selvy scored an NCAA-record 100 points on Feb. 13, 1954. His record still stands.

- Western Carolina's Ronnie Carr hit the first 3-point basket in NCAA history on Nov. 29, 1980.

- Wofford's Fletcher Magee finished his career in 2019 as the NCAA Division I record-holder with 509 made 3-pointers.

- While it currently has 10 member schools, the Southern Conference has had 44 full-time members in its illustrious history, including the schools that exited to found the Southeastern Conference (1932) at the Atlantic Coast Conference (1953). In all, 21 schools that are now members of "Power 5" conferences were once members of the SoCon.

COLLEGEINSIDER.COM MID-MAJOR TOP 25

School (1st-place)	PS	N15	N22	N29	D6	D13	D20	D27	J3	J10	J17	J24	J31	F7
Gonzaga (31)	1	1	1	1	1	1	1	1	1	1	1	1	1	1
Murray State	-	-	-	-	20	10	8	9	9	5	5	3	2	3
Saint Mary's	8	6	5	4	8	6	7	7	8	8	6	4	3	2
Loyola Chicago	9	7	4	5	4	3	3	3	2	2	4	6	4	4
Iona	13	10	7	7	5	4	4	4	5	4	3	2	5	5
South Dakota State	10	12	11	9	9	11	16	12	12	12	10	8	7	6
Ohio	24	15	15	8	12	12	9	8	7	6	10	9	7	7
Chattanooga	21	21	12	16	11	8	15	15	13	11	13	7	5	8
Toledo	17	17	21	15	16	18	19	18	19	17	15	9	8	9
San Francisco	12	8	6	3	2	2	2	2	4	7	11	14	10	10
Vermont	16	22	19	-	-	-	-	-	-	18	14	11	11	11
New Mexico State	15	14	14	14	15	14	11	10	10	9	13	13	12	12
Cleveland State	-	-	-	-	-	-	-	-	21	22	16	18	13	13
Wagner	-	-	-	-	-	-	-	-	25	20	18	16	14	14
BYU	3	2	2	2	3	5	5	5	5	3	3	2	10	15
Oakland	-	25	17	11	10	13	14	16	15	15	12	15	12	16
Belmont	2	9	8	6	7	7	6	6	6	11	20	19	17	17
Drake	4	3	3	17	13	15	12	13	16	16	17	15	18	18
Morehead State	-	-	-	-	-	-	-	-	-	-	24	24	19	19
Missouri State	11	19	16	18	-	-	25	-	21	-	19	12	17	20
Montana State	-	-	-	-	-	-	-	-	-	-	-	-	21	21
Weber State	-	-	18	10	6	9	18	23	-	-	-	20	22	22
UNCW	-	-	-	-	-	-	-	-	-	-	-	22	23	23
Santa Clara	-	-	20	22	-	-	-	25	18	23	-	-	24	24
Longwood	-	-	-	-	-	-	-	-	-	-	-	-	25	25
Jacksonville State	-	-	-	-	-	-	-	-	-	-	-	21	-	-
Princeton	-	-	-	-	-	-	-	-	-	24	19	23	-	-
Norfolk State	-	-	-	23	23	-	-	-	-	-	-	25	-	-
Monmouth	-	-	-	-	21	17	10	11	11	13	21	21	-	-
Grand Canyon	-	-	-	-	25	-	13	14	14	14	14	22	-	-
Liberty	5	4	-	24	22	-	24	-	-	-	25	23	-	-
Arkansas State	-	-	-	-	-	-	-	-	-	-	25	-	-	-
James Madison	-	-	-	-	16	17	17	17	19	17	-	-	-	-
Akron	-	-	-	-	25	22	22	18	20	-	-	-	-	-
Furman	-	16	24	21	17	23	-	-	22	-	-	-	-	-
Utah Valley	-	-	-	-	14	24	21	20	24	23	-	-	-	-
Southern Utah	23	-	-	-	19	20	19	23	24	-	-	-	-	-
Abilene Christian	-	-	-	-	-	-	-	20	-	-	-	-	-	-
Boston University	-	-	-	-	21	23	24	22	-	-	-	-	-	-
Hofstra	-	-	-	-	-	-	-	21	-	-	-	-	-	-
Samford	-	-	-	-	-	-	-	25	-	-	-	-	-	-
UC Irvine	-	-	20	18	20	-	-	-	-	-	-	-	-	-
Buffalo	6	11	10	19	24	22	-	-	-	-	-	-	-	-
UCSB	14	13	13	13	19	-	-	-	-	-	-	-	-	-
Georgia State	7	5	9	12	-	-	-	-	-	-	-	-	-	-
Yale	19	20	23	25	-	-	-	-	-	-	-	-	-	-
Louisiana	18	18	22	-	-	-	-	-	-	-	-	-	-	-
Miami (Ohio)	-	-	25	-	-	-	-	-	-	-	-	-	-	-
Winthrop	-	23	-	-	-	-	-	-	-	-	-	-	-	-
North Dakota State	25	24	-	-	-	-	-	-	-	-	-	-	-	-
Wright State	20	-	-	-	-	-	-	-	-	-	-	-	-	-
Loyola Marymount	22	-	-	-	-	-	-	-	-	-	-	-	-	-

OTHERS RECEIVING VOTES: Liberty 81, Northern Iowa 59, **Furman 56**, Grand Canyon 33, Akron 29, Jacksonville State 24, Yale 23, Princeton 22, Southern Utah 22, Norfolk State 20, Towson 17, Monmouth 12, App State 10, Bryant 10, Buffalo 8, James Madison 8, Troy 8, Utah Valley 7, Abilene Christian 6, Bradley 6, Navy 5, Boston University 4, Seattle 3, **Wofford 3**, Wright State 3, Hofstra 2, UC Irvine 2, Cal State Fullerton 1.

SoCon COACHING RECORDS

Coach, school	Career (yrs.)	School (yrs.)	SoCon (yrs.)
Duggar Baucom, The Citadel	262-309 (19th)	74-130 (7th)	32-104 (8th)
Desmond Oliver, ETSU	13-13 (1st)	Same	5-8 (1st)
Bob Richey, Furman	106-44 (5th)	Same	60-22 (5th)
Greg Gary, Mercer	64-83 (5th)	48-39 (3rd)	25-23 (3rd)
Mike Jones, UNCG	153-138 (11th)	15-10 (1st)	7-6 (1st)
Bucky McMillan, Samford	21-22 (2nd)	Same	7-16 (2nd)
Lamont Paris, Chattanooga	80-69 (5th)	Same	40-43 (5th)
Dan Earl, VMI	73-133 (7th)	Same	33-84 (7th)
Justin Gray, Western Carolina	9-17 (1st)	Same	3-10 (1st)
Jay McAuley, Wofford	48-36 (3rd)	Same	26-22 (3rd)

NCAA TOURNAMENT

The Southern Conference and Furman are co-hosting NCAA Men's Basketball Championship First and Second Round games at Bon Secours Wellness Arena in Greenville, South Carolina, on March 18 and 20, 2022.

SoCon 100th ANNIVERSARY TEAM

The Southern Conference named its 100th anniversary teams to close out the 2021 calendar year and celebration of the first 100 years of the league.



OTHER NATIONAL RANKINGS

NET Rankings

As of Feb. 11, two SoCon squads are ranked in the top 100 in the NET rankings and three more are in the top 150.

60	Chattanooga
79	Furman
112	Wofford
141	VMI
148	UNCG
167	ETSU
192	Samford
203	Mercer
236	The Citadel
286	Western Carolina

RPI Rankings

As of Feb. 11, the SoCon is ranked No. 11 as a league in the RPI, according to WarrenNolan.com.

Individual team rankings are as follows:

36	Chattanooga
72	Furman
126	VMI
129	UNCG
144	Mercer
146	ETSU
159	Samford
160	Wofford
230	The Citadel
248	Western Carolina

Preseason predictions

Chattanooga is the preseason SoCon favorite to win the 2021-22 SoCon men's basketball title in polling of the league's 10 men's basketball coaches and media. Hayden Brown, a graduate student and forward for The Citadel, is the coaches' preseason player of the year selection after finishing second in the league in scoring (18.8 ppg) and pacing the SoCon in rebounding (10.5 rpg) last season. He was the only league player to average a double-double.

Preseason Player of the Year

Hayden Brown, Gr., F, The Citadel

Preseason All-Southern Conference Team

Hayden Brown, Gr., F, The Citadel
 Ledarius Brewer, R-Jr., G, ETSU
 David Sloan, Sr., G, ETSU
 Mike Bothwell, Sr., G, Furman
 Alex Hunter, 5th, G, Furman
 Nefthali Alvarez, R-Jr., G, Mercer
 Felipe Haase, R-Sr., F, Mercer
 David Jean-Baptiste, Gr., G, Chattanooga
 Malachi Smith, So., G, Chattanooga
 Jake Stephens, Sr., C, VMI

Coaches poll

Team (1st)	Total	Media poll Team (1st)	Total
1. Chattanooga (7)	77	1. Chattanooga (18)	254
2. Furman (2)	71	2. Furman (3)	220
3. ETSU	59	3. Wofford (1)	191
4. Mercer (1)	58	4. Mercer (2)	190
5. Wofford	49	5. ETSU	186
6. UNCG	45	6. UNCG (3)	160
7. VMI	32	7. VMI	104
8. Samford	24	8. The Citadel	74
9. The Citadel	23	9. Samford	57
10. Western Carolina	12	10. Western Carolina	49

SPECIALTY STATS LEADERS

40-point games Ovr. SoCon

Felipe Haase, MER	1	0
-------------------	---	---

30-point games Ovr. SoCon

Hayden Brown, CIT	2	1
Malachi Smith, UTC	2	1
Jordan King, ETSU	1	1
Mike Bothwell, FUR	1	0
Alex Hunter, FUR	1	0
Jalen Slawson, FUR	1	0
Felipe Haase, MER	1	0
Jalen Johnson, MER	1	1
Ques Glover, SAM	1	1
David Jean-Baptiste, UTC	1	1
Jake Stephens, VMI	1	1
Nicholas Robinson, WCU	1	1

20-point games Ovr. SoCon

Malachi Smith, UTC	15	7
Jake Stephens, VMI	13	10
Ques Glover, SAM	10	4
Hayden Brown, CIT	8	4
Jason Roche, CIT	6	3
Jordan King, ETSU	6	4
Mike Bothwell, FUR	6	2
Alex Hunter, FUR	6	0
Kamdyn Curfman, VMI	6	2
B.J. Mack, WOF	6	4
Ledarius Brewer, ETSU	5	4
David Sloan, ETSU	5	3
Jalen Slawson, FUR	5	3
De'Monte Buckingham, UNCG	5	1
Max Klesmit, WOF	5	2
Felipe Haase, MER	4	2
Jalen Johnson, MER	4	3
David Jean-Baptiste, UTC	4	1
Nicholas Robinson, WCU	4	2
Rudy Fitzgibbons III, CIT	2	1
Conley Garrison, FUR	2	2
Neftali Alvarez, MER	2	0
James Glisson III, MER	2	1
Logan Dye, SAM	2	2
Jermaine Marshall, SAM	2	1
Silvio De Sousa, UTC	2	0
Honor Huff, VMI	2	2
Travion McCray, WCU	2	0
Stephen Clark, CIT	1	1
Tyler Moffe, CIT	1	1
Ty Brewer, ETSU	1	0
Shannon Grant, MER	1	1
Keyshaun Langley, UNCG	1	1
Bas Leyte, UNCG	1	1
Jaden Campbell, SAM	1	1
Wesley Cardet, SAM	1	0
Darius Banks, UTC	1	0
Avery Diggs, UTC	1	1
Trey Bonham, VMI	1	1
Cameron Bacote, WCU	1	1
Marcus Banks, WCU	1	0
Joe Petrakis, WCU	1	1
Vonterius Woolbright, WCU	1	1
Austin Patterson, WOF	1	0
Luke Turner, WOF	1	1

20-rebound games Ovr. SoCon

Jake Stephens, VMI	1	1
--------------------	---	---

15-rebound games Ovr. SoCon

Jake Stephens, VMI	3	2
Hayden Brown, CIT	2	1
Stephen Clark, CIT	1	0
Vonterius Woolbright, WCU	1	0

10-rebound games Ovr. SoCon

Jermaine Marshall, SAM	9	2
Jake Stephens, VMI	9	6
Hayden Brown, CIT	7	4
Jalen Slawson, FUR	7	3
Silvio De Sousa, UTC	6	4

Nicholas Robinson, WCU	6	3
Felipe Haase, MER	5	3
Ledarius Brewer, ETSU	4	2
De'Monte Buckingham, UNCG	4	0
Isaiah Bigelow, WOF	4	2
Stephen Clark, CIT	3	2
Bas Leyte, UNCG	3	2
Sean Conway, VMI	3	1
Vonterius Woolbright, WCU	3	1
B.J. Mack, WOF	3	1
Silas Adheke, ETSU	2	0
Ty Brewer, ETSU	2	1
Marcus Foster, FUR	2	0
Mohammed Abdulsalam, UNCG	2	1
Wesley Cardet, SAM	2	1
Marlow Gilmore, WCU	2	0
Tyler Harris, WCU	2	2
Charlie Weber, ETSU	1	0
Josh Ayeni, UTC	1	0
James Glisson III, MER	1	0
Shannon Grant, MER	1	1
Jalen Johnson, MER	1	0
Kaleb Hunter, UNCG	1	0
Khyre Thompson, UNCG	1	0
Jaden Campbell, SAM	1	0
Logan Dye, SAM	1	1
Jacob Tryon, SAM	1	0
Darius Banks, UTC	1	0
Malachi Smith, UTC	1	0
Kamdyn Curfman, VMI	1	1
Marcus Banks, WCU	1	1
Travion McCray, WCU	1	0
Joe Petrakis, WCU	1	0
Ryan Larson, WOF	1	1
Luke Turner, WOF	1	1

10-assist games Ovr. SoCon

David Sloan, ETSU	2	2
Jalen Slawson, FUR	1	0
Nicholas Robinson, WCU	1	1

5-steal games Ovr. SoCon

Joe Anderson, FUR	1	0
Jalen Slawson, FUR	1	1
Kamar Robertson, MER	1	0
David Jean-Baptiste, UTC	1	0
Malachi Smith, UTC	1	1

5-block games Ovr. SoCon

Stephen Clark, CIT	3	2
Jake Stephens, VMI	2	0
Ty Brewer, ETSU	1	1
Jalen Slawson, FUR	1	0
Jalen Johnson, MER	1	1

Double-doubles Ovr. SoCon

Jake Stephens, VMI	9	6
Jermaine Marshall, SAM	8	2
Hayden Brown, CIT	7	4
Jalen Slawson, FUR	5	1
Felipe Haase, MER	5	3
Silvio De Sousa, UTC	5	3
Nicholas Robinson, WCU	5	3
Ledarius Brewer, ETSU	4	2
Vonterius Woolbright, WCU	3	1
B.J. Mack, WOF	3	1
Stephen Clark, CIT	2	1
David Sloan, ETSU*	2	2
Marcus Foster, FUR	2	0
De'Monte Buckingham, UNCG	2	0
Sean Conway, VMI	2	1
Charlie Weber, ETSU	1	0
Shannon Grant, MER	1	1
Jalen Johnson, MER	1	0
Kaleb Hunter, UNCG	1	0
Bas Leyte, UNCG	1	1
Jaden Campbell, SAM	1	0
Wesley Cardet, SAM	1	0
Logan Dye, SAM	1	1

Jacob Tryon, SAM	1	0
Josh Ayeni, UTC	1	0
Malachi Smith, UTC	1	0
Kamdyn Curfman, VMI	1	1
Marcus Banks, WCU	1	1
Tyler Harris, WCU	1	1
Joe Petrakis, WCU	1	0
Isaiah Bigelow, WOF	1	1
Luke Turner, WOF	1	1

*Points/assists

Triple-doubles Ovr. SoCon

Jalen Slawson, FUR	1	0
Nicholas Robinson, WCU	1	1

40/10 games Ovr. SoCon

Felipe Haase, MER	1	0
-------------------	---	---

30/10 games Ovr. SoCon

Hayden Brown, CIT	1	1
Jalen Slawson, FUR	1	0
Felipe Haase, MER	1	0
Nicholas Robinson, WCU	1	1

20/20 games Ovr. SoCon

Jake Stephens, VMI	1	1
--------------------	---	---

20/15 games Ovr. SoCon

Jake Stephens, VMI	3	2
Hayden Brown, CIT	2	1

20/10 games Ovr. SoCon

Jake Stephens, VMI	7	5
Hayden Brown, CIT	6	4
Ledarius Brewer, ETSU	2	2
B.J. Mack, WOF	2	1
Jalen Slawson, FUR	1	0
Felipe Haase, MER	1	0
De'Monte Buckingham, UNCG	1	0
Wesley Cardet, SAM	1	0
Jermaine Marshall, SAM	1	0
Malachi Smith, UTC	1	0
Nicholas Robinson, WCU	1	1
Luke Turner, WOF	1	1

3-Pointer Streaks (Through Games 2/10)

• Ten Southern Conference players have streaks of at least 10 games with at least one made 3-pointer.

Consecutive games with a 3-pointer

Player, school, class	'21-22	'20-21	Total
Kamdyn Curfman, VMI, Jr.	25	1	26
Jason Roche, CIT, Fr.	23	x	23
Ryan Larson, WOF, Sr.	21	x	21
Jake Stephens, VMI, Sr.	19	x	19
Alex Hunter, FUR, 5th	13	x	13
Max Klesmit, WOF, So.	14	x	14
Ledarius Brewer, ETSU, R-Jr.	12	x	12
Jordan King, ETSU, So.	12	x	12
David Jean-Baptiste, UTC, Gr.	13	x	13
De'Monte Buckingham, UNCG, Gr.	10	x	10

• As a team, ETSU has the fourth-longest active streak in the NCAA at 1,086 consecutive games with a made 3-pointer. The last time the Bucs failed to make at least one triple was in an 0-for-8 showing against Davidson on Feb. 16, 1987.

America East Conference (2-1)

- 11/19 UMBC 91, Western Carolina 75 (Farmville, Va.)
- 11/27 UNCG 54, Vermont 51
- 12/16 UNCG 62, UMBC 61

American Athletic Conference (0-1)

- 11/14 East Carolina 95, Western Carolina 79

ASUN Conference (5-1)

- 11/25 VMI 73, Central Arkansas 67 (New Orleans, La.)
- 12/1 Mercer 73, Kennesaw State 71
- 12/5 Wofford 88, Kennesaw State 62
- 12/5 Chattanooga 85, Lipscomb 64
- 12/18 Samford 85, Kennesaw State 84
- 12/19 Florida Gulf Coast 67, Mercer 55

Atlantic 10 Conference (1-3)

- 11/19 Massachusetts 93, UNCG 90 (OT) (St. Petersburg, Fla.)
- 11/20 Saint Louis 75, Mercer 58
- 11/20 Chattanooga 56, VCU 54
- 12/1 Richmond 73, Wofford 64
- 12/22 Wofford at Duquesne, canc.

Atlantic Coast Conference (2-5)

- 11/9 The Citadel 78, Pittsburgh 63
- 11/12 Furman 80, Louisville 72 (OT)
- 11/12 Clemson 76, Wofford 68
- 11/12 Wake Forest 87, Western Carolina 75
- 11/22 #5 Duke 107, The Citadel 81
- 12/14 North Carolina 74, Furman 61
- 12/14 Wake Forest 77, VMI 70

Big South Conference (15-10)

- 11/9 UNCG 57, North Carolina A&T 53
- 11/12 Presbyterian 73, VMI 72 (OT)
- 11/13 Winthrop 88, Mercer 85 (OT)
- 11/14 Chattanooga 75, UNC Asheville 45
- 11/15 Presbyterian 74, The Citadel 70 (2OT)
- 11/18 ETSU 56, USC Upstate 43
- 11/19 Furman 81, Radford 64
- 11/19 Wofford 77, Hampton 60
- 11/21 Western Carolina 64, Longwood 53
- 11/24 Presbyterian 59, VMI 54 (New Orleans, La.)
- 11/26 Samford 77, North Carolina A&T 75 (Niceville, Fla.)
- 11/27 Gardner-Webb 87, Western Carolina 59
- 11/27 Furman 87, USC Upstate 77
- 11/30 Furman 74, High Point 70 (2OT)
- 12/1 UNC Asheville 65, The Citadel 58
- 12/4 Western Carolina 78, USC Upstate 73
- 12/7 Winthrop 85, Furman 80
- 12/8 Chattanooga 78, UNC Asheville 73
- 12/8 Wofford 78, Gardner-Webb 70
- 12/11 VMI 64, Gardner-Webb 61
- 12/11 UNC Asheville 73, Western Carolina 72
- 12/14 North Carolina A&T 69, ETSU 67
- 12/18 UNC Asheville 79, ETSU 64
- 12/18 Wofford 76, Presbyterian 49
- 12/21 Furman 75, Presbyterian 61
- 12/22 VMI at Hampton, canc.

Colonial Athletic Association (2-2)

- 11/27 College of Charleston 68, Chattanooga 66
- 11/30 UNCG 74, Elon 61
- 12/3 Furman 91, College of Charleston 88 (OT)
- 12/14 Towson 74, UNCG 64

Conference USA (1-4)

- 11/21 Florida International 74, UNCG 71 (OT) (St. Petersburg, Fla.)
- 11/24 Middle Tennessee 82, Mercer 58 (Cancun, Mexico)
- 12/1 UAB 70, ETSU 56
- 12/22 Charlotte 98, Western Carolina 82
- 12/22 Chattanooga 77, Middle Tennessee 65

Horizon League (2-0)

- 11/12 UNCG 70, Northern Kentucky 69 (OT)
- 11/18 UNCG 60, Green Bay 58 (St. Petersburg, Fla.)

Metro Atlantic Athletic Conference (0-2)

- 11/20 Marist 78, VMI 74 (OT)
- 12/21 Manhattan 77, The Citadel 74

Mid-American Conference (2-0)

- 11/9 Western Carolina 79, Bowling Green 71 (OT)
- 11/24 ETSU 57, Kent State 51 (Naples, Fla.)

Mid-Eastern Athletic Conference (3-1)

- 11/15 UNCG 55, Coppin State 48
- 11/28 The Citadel 91, South Carolina State 79 (OT)
- 12/6 The Citadel 80, North Carolina Central 67
- 12/20 South Carolina State 74, The Citadel 57

Missouri Valley Conference (1-0)

- 11/23 ETSU 77, Missouri State 76 (Naples, Fla.)

Non-Division I (20-0)

- 11/9 Wofford 117, Bob Jones 79
- 11/9 Furman 118, North Greenville 66
- 11/9 VMI 111, Carlow 55
- 11/9 Samford 99, Maryville 78
- 11/11 Samford 86, Spring Hill 69
- 11/12 The Citadel 108, Morris 67
- 11/15 Wofford 98, Erskine 41
- 11/16 Mercer 78, Life 50
- 11/16 VMI 97, Keystone 35
- 11/18 The Citadel 102, Carver 49
- 11/23 Chattanooga 100, Covenant 39
- 11/24 UNCG 80, North Carolina Wesleyan 61
- 11/27 Mercer 88, Milligan 49
- 11/27 ETSU 92, Lees-McRae 74
- 11/30 VMI 88, Clarks Summit 40
- 11/30 Samford 83, Mississippi College 58
- 12/1 Western Carolina 102, Warren Wilson 47
- 12/4 ETSU 90, Lenoir-Rhyne 66
- 12/12 Chattanooga 104, Tennessee Wesleyan 55
- 12/16 The Citadel 102, St. Andrews 62
- 12/21 Johnson & Wales at UNCG, canc. (Fleming Gym)

Ohio Valley Conference (5-4)

- 11/15 Belmont 95, Furman 89 (OT)
- 11/16 Chattanooga 69, Tennessee Tech 62
- 11/22 ETSU 66, Murray State 58 (Naples, Fla.)
- 11/30 Chattanooga 82, Tennessee Tech 65
- 12/5 Belmont 85, Samford 73
- 12/8 Western Carolina 74, Tennessee Tech 69 (OT)
- 12/11 ETSU 82, Morehead State 75
- 12/15 Belmont 76, Chattanooga 68
- 12/18 Murray State 87, Chattanooga 76

Pac-12 Conference (1-0)

- 11/18 Samford 78, Oregon State 77

Patriot League (2-1)

- 11/20 Western Carolina 64, American 53 (Farmville, Va.)
- 11/21 Navy 77, Furman 66
- 11/23 Mercer 78, Bucknell 68 (Cancun, Mexico)

Southeastern Conference (3-6)

- 11/9 #16 Arkansas 74, Mercer 61
- 11/14 #18 Tennessee 94, ETSU 62
- 11/23 South Carolina 85, Wofford 74
- 11/28 Wofford 68, Georgia 65
- 12/11 #13 Tennessee 76, UNCG 36
- 12/17 Mississippi State 69, Furman 66
- 12/20 Georgia 85, Western Carolina 79
- 12/21 Samford 75, Mississippi 73
- 12/22 ETSU 86, Georgia 84

Southland Conference (1-1)

- 11/26 New Orleans 79, VMI 71
- 11/27 Samford 83, McNeese State 75 (Niceville, Fla.)

America East Conference.....	2-1
American Athletic Conference.....	0-1
ASUN Conference.....	5-1
Atlantic 10 Conference.....	1-3
Atlantic Coast Conference.....	2-5
Big South Conference.....	15-10
Colonial Athletic Association.....	2-2
Conference USA.....	1-4
Horizon League.....	2-0
Metro Atlantic Athletic Conference.....	0-2
Mid-American Conference.....	2-0
Mid-Eastern Athletic Conference.....	3-1
Missouri Valley Conference.....	1-0
Non-Division I opponents.....	20-0
Ohio Valley Conference.....	5-4
Pac-12 Conference.....	1-0
Patriot League.....	2-1
Southeastern Conference.....	3-6
Southland Conference.....	1-1
Southwestern Athletic Conference.....	2-0
Sun Belt Conference.....	5-3
West Coast Conference.....	2-1
Western Athletic Conference.....	1-0
Total.....	78-46
Home.....	44-9
Away.....	26-32
Neutral.....	8-5
vs. Top 25.....	0-4

Southwestern Athletic Conference (2-0)

- 12/8 Samford 74, Alabama State 64
- 12/11 Samford 52, Alabama A&M 50

Sun Belt Conference (5-3)

- 11/12 App State 69, ETSU 67
- 11/21 Wofford 70, Georgia Southern 52
- 12/4 Mercer 83, Georgia State 77
- 12/6 Mercer 74, Coastal Carolina 69
- 12/10 Furman 73, App State 65
- 12/11 Mercer 77, Georgia Southern 68
- 12/12 Coastal Carolina 60, Wofford 59
- 12/22 Troy 69, Mercer 65

West Coast Conference (2-1)

- 11/9 Chattanooga 75, Loyola Marymount 64
- 11/15 San Francisco 77, Samford 55
- 12/3 VMI 90, Portland 82

Western Athletic Conference (1-0)

- 12/5 VMI 89, Seattle 82

All times Eastern
Schedule subject to change



The Citadel
(10-13, 4-8 SoCon)

N9	at Pittsburgh (ACC Network Extra)	L, 78-63
N12	MORRIS (ESPN+)	W, 108-67
N15	at Presbyterian (ESPN+)	L, 70-74 ^(OT)
N18	CARVER (ESPN+)	W, 102-49
N22	at No. 5 Duke (ACC Network)	L, 81-107
N28	at South Carolina State	W, 91-79 ^(OT)
D1	at UNC Asheville (ESPN+)	L, 58-65
D6	NORTH CAROLINA CENTRAL (ESPN+)	W, 80-67
D16	ST. ANDREWS (ESPN+)	W, 102-62
D20	SOUTH CAROLINA STATE# (ESPN+)	L, 57-74
D21	MANHATTAN# (ESPN+)	L, 74-77
D29	*MERCER (ESPN+)	ppd.
J1	*at Samford (ESPN+)	ppd.
J5	*at Western Carolina (ESPN+)	L, 90-94 ^(OT)
J8	*at Chattanooga (ESPN+)	L, 67-85
J13	*UNCG (ESPN+)	W, 74-69
J15	*VMI (ESPN+)	L, 85-90
J17	*MERCER (ESPN+)	L, 64-71
J19	*at Wofford (ESPN+)	L, 77-89
J22	*at ETSU (ESPN+)	W, 75-73
J26	*WESTERN CAROLINA (ESPN+)	W, 68-66
J29	*CHATTANOOGA (ESPN+)	L, 62-75
F2	*at Furman (ESPN+)	L, 83-102
F5	*SAMFORD (ESPN+)	W, 107-93
F10	*at UNCG (ESPN+)	L, 66-86
F12	*at VMI (CBS Sports Network)	3:30 p.m.
F16	*WOFFORD (ESPN+)	7 p.m.
F19	*ETSU (ESPN+)	1 p.m.
F21	*at Samford (ESPN+)	8 p.m.
F23	*at Mercer (ESPN+)	7 p.m.
F26	*FURMAN (Nexstar/ESPN+)	1 p.m.
M4-7	at SoCon Championship (Asheville, N.C.)	

- Cobb Dill & Hammett Classic



ETSU
(13-13, 5-8 SoCon)

N12	at App State (ESPN+)	L, 67-69
N14	at No. 18 Tennessee (SEC Network)	L, 62-94
N18	USC UPSTATE (ESPN+)	W, 56-43
N22	vs. Murray State# (FloHoops)	W, 66-58
N23	vs. Missouri State# (FloHoops)	W, 77-76
N24	vs. Kent State# (FloHoops)	W, 57-51
N27	LEES-MCRAE (ESPN+)	W, 92-74
D1	at UAB (ESPN+)	L, 56-70
D4	LENOIR-RHYNE (ESPN+)	W, 90-66
D11	MOREHEAD STATE (ESPN+)	W, 82-75
D14	NORTH CAROLINA A&T (ESPN+)	L, 67-69
D18	at UNC Asheville (ESPN+)	L, 64-79
D22	at Georgia (SEC Network+)	W, 86-84
D30	*at Chattanooga (ESPNU)	L, 52-82
J1	*WESTERN CAROLINA (ESPN+)	ppd.
J5	*VMI (ESPN+)	W, 80-79
J8	*WOFFORD (Nexstar/ESPN+)	W, 57-68
J10	*WESTERN CAROLINA (ESPN+)	W, 87-69
J12	*at Furman (ESPN+)	L, 69-78
J15	*at Samford (Nexstar/ESPN+)	W, 88-85
J19	*MERCER (WCYB/ESPN+)	W, 72-64
J22	*THE CITADEL (ESPN+)	L, 73-75
J26	*UNCG (WCYB/ESPN+)	L, 76-80
J29	*at VMI (ESPN+)	L, 79-83
F2	*at Western Carolina (ESPN+)	L, 84-87
F5	*at Wofford (CBS Sports Network)	L, 60-62
F7	*FURMAN (ESPNU)	W, 75-71
F12	*SAMFORD (ESPN+)	4 p.m.
F16	*at Mercer (ESPN+)	7 p.m.
F19	*at The Citadel (ESPN+)	1 p.m.
F23	*CHATTANOOGA (WCYB/ESPN+)	7 p.m.
F27	*at UNCG (CBS Sports Network)	4 p.m.
M4-7	at SoCon Championship (Asheville, N.C.)	

- Naples Invitational (Naples, Fla.)



Furman
(17-9, 9-4 SoCon)

N9	NORTH GREENVILLE (ESPN+)	W, 118-66
N12	at Louisville (ACC Network Extra)	W, 80-72 ^(OT)
N15	at Belmont (ESPN+)	L, 89-95 ^(OT)
N19	RADFORD^ (ESPN+)	W, 81-64
N21	NAVYA^ (Nexstar/ESPN+)	L, 66-77
N27	at USC Upstate (ESPN+)	W, 87-77
N30	at High Point (ESPN+)	W, 74-70 ^(OT)
D3	COLLEGE OF CHARLESTON (ESPN+)	W, 91-88 ^(OT)
D7	at Winthrop (ESPN+)	L, 80-85
D10	APP STATE (ESPN+)	W, 73-65
D14	at North Carolina (ESPN2)	L, 61-74
D17	at Mississippi State (SEC Network)	L, 66-69
D21	PRESBYTERIAN (ESPN+)	W, 75-61
D29	*SAMFORD (ESPN+)	W, 81-49
J1	*at VMI (Nexstar/ESPN+)	L, 67-76
J5	*at UNCG (ESPNEWS)	W, 58-54
J8	*MERCER# (ESPN+)	W, 81-66
J12	*ETSU (ESPN+)	W, 78-69
J15	*at Chattanooga (CBS Sports Network)	L, 69-71
J19	*WESTERN CAROLINA (ESPN+)	W, 88-50
J22	*at Wofford (ESPN+)	W, 75-50
J26	*VMI (ESPN+)	W, 79-64
J29	*at Mercer (CBS Sports Network)	W, 80-50
F2	*THE CITADEL (ESPN+)	W, 102-83
F5	*UNCG# (ESPN+)	L, 56-58
F7	*at ETSU (ESPNU)	L, 71-75
F12	*CHATTANOOGA (ESPN+)	2 p.m.
F16	*at Western Carolina (ESPN+)	7 p.m.
F19	*WOFFORD# (Nexstar/ESPN+)	12 p.m.
F23	*at Samford (ESPN+)	8 p.m.
F26	*at The Citadel (Nexstar/ESPN+)	1 p.m.
M4-7	at SoCon Championship (Asheville, N.C.)	

^ - Furman Multi Team Event

- Bon Secours Wellness Arena (Greenville, S.C.)



Mercer
(13-13, 6-7 SoCon)

N9	at No. 16 Arkansas (SEC Network+)	L, 61-74
N13	at Winthrop (ESPN+)	L, 85-88 ^(OT)
N16	LIFE (ESPN+)	W, 78-50
N20	at Saint Louis^ (Bally Sports Midwest)	L, 58-75
N23	vs. Bucknell^# (FloHoops)	W, 78-68
N24	vs. Middle Tennessee^# (FloHoops)	L, 58-82
N27	MILLIGAN (ESPN+)	W, 88-49
D1	at Kennesaw State (ESPN+)	W, 73-71
D4	GEORGIA STATE (ESPN+)	W, 83-77
D6	at Coastal Carolina (ESPN+)	W, 74-69
D11	GEORGIA SOUTHERN (ESPN+)	W, 77-68
D19	at Florida Gulf Coast (ESPN+)	L, 55-67
D22	TROY (ESPN+)	L, 65-69
D29	*at The Citadel (ESPN+)	ppd.
J1	*CHATTANOOGA (Nexstar/ESPN+)	ppd.
J5	*SAMFORD (ESPN+)	W, 83-80
J8	*at Furman & (ESPN+)	L, 66-81
J13	*VMI (ESPN+)	W, 97-91
J15	*UNCG (ESPN+)	W, 58-49
J17	*at The Citadel (ESPN+)	W, 71-64
J19	*at ETSU (WCYB/ESPN+)	L, 64-72
J22	*WESTERN CAROLINA (ESPN+)	W, 72-64
J26	*at Samford (ESPN+)	L, 61-75
J29	*FURMAN (CBS Sports Network)	L, 50-80
J31	*WOFFORD (ESPNU)	W, 67-62
F5	*at Chattanooga (ESPNU)	L, 68-77
F7	*CHATTANOOGA (ESPN+)	L, 72-74 ^(OT)
F10	*at VMI (ESPN+)	L, 79-85
F13	*at UNCG (Nexstar/ESPN+)	3 p.m.
F16	*ETSU (ESPN+)	7 p.m.
F19	*at Western Carolina (ESPN+)	2 p.m.
F23	*THE CITADEL (ESPN+)	7 p.m.
F26	*at Wofford (ESPN+)	7 p.m.
M4-7	at SoCon Championship (Asheville, N.C.)	

^ - Cancun Challenge
- Cancun, Mexico
& - Bon Secours Wellness Arena (Greenville, S.C.)



UNCG
(15-10, 7-6 SoCon)

N9	NORTH CAROLINA A&T (ESPN+)	W, 57-53
N12	at Northern Kentucky (ESPN+)	W, 70-69 ^(OT)
N15	COPPIN STATE (ESPN+)	W, 55-48
N18	vs. Green Bay^ (CBS Sports Network)	W, 60-58
N19	vs. Massachusetts^ (CBS Sports Network)	L, 90-93 ^(OT)
N21	vs. Florida International^ (Pluto TV)	L, 71-74 ^(OT)
N24	NORTH CAROLINA WESLEYAN (ESPN+)	W, 80-61
N27	VERMONT (ESPN+)	W, 54-51
N30	ELON (ESPN+)	W, 74-61
D11	at No. 13 Tennessee (SEC Network)	L, 36-76
D14	at Towson (FloHoops)	L, 64-74
D16	at UMBC (ESPN+)	W, 62-51
D21	JOHNSON & WALES# (ESPN+)	canc.
D29	*at Western Carolina (ESPN+)	ppd.
J1	*WOFFORD (ESPN+)	ppd.
J5	*FURMAN (ESPNEWS)	L, 54-58
J8	*at VMI (ESPN+)	W, 72-56
J10	*WOFFORD (ESPN+)	W, 58-54
J13	*at The Citadel (ESPN+)	L, 69-74
J15	*at Mercer (ESPN+)	L, 49-58
J20	*CHATTANOOGA (ESPN+)	L, 64-72
J22	*SAMFORD (ESPN+)	W, 61-58
J26	*at ETSU (WCYB/ESPN+)	W, 80-76
J29	*at Wofford (ESPN+)	L, 66-85
F2	*VMI (ESPN+)	L, 65-76
F5	*at Furman & (ESPN+)	W, 58-56
F7	*at Western Carolina (ESPN+)	W, 68-49
F10	*THE CITADEL (ESPN+)	W, 86-66
F13	*MERCER (Nexstar/ESPN+)	3 p.m.
F17	*at Chattanooga (ESPN+)	7 p.m.
F19	*at Samford (ESPN+)	3 p.m.
F23	*WESTERN CAROLINA (ESPN+)	7 p.m.
F27	*ETSU (CBS Sports Network)	4 p.m.
M4-7	at SoCon Championship (Asheville, N.C.)	


^ - Jersey Mike's Classic (St. Petersburg, Fla.)
- Fleming gym
& - Bon Secours Wellness Arena (Greenville, S.C.)



Samford
(15-9, 5-7 SoCon)

N9	MARYVILLE (ESPN+)	W, 99-78
N11	SPRING HILL (ESPN+)	W, 86-69
N15	at San Francisco (WCC Network)	L, 55-77
N18	at Oregon State (Pac-12 Networks)	W, 78-77
N26	vs. N.C. A&T# (emeraldcoasttv.com)	W, 77-75
N27	vs. McNeese State# emeraldcoasttv.com	W, 83-75
N30	MISSISSIPPI COLLEGE (ESPN+)	W, 83-58
D5	BELMONT (ESPN+)	L, 73-85
D8	at Alabama State (YouTube)	W, 74-60
D11	ALABAMA A&M (ESPN+)	W, 52-50
D18	KENNESAW STATE (ESPN+)	W, 85-84
D21	at Mississippi (SEC Network+)	W, 75-73
D29	*at Furman (ESPN+)	L, 49-81
J1	*THE CITADEL (ESPN+)	ppd.
J5	*at Mercer (ESPN+)	L, 80-83
J8	*WESTERN CAROLINA (ESPN+)	W, 85-60
J12	*at Wofford (ESPN+)	L, 64-87
J15	*ETSU (Nexstar/ESPN+)	L, 85-88
J20	*at VMI (ESPN+)	L, 80-99
J22	*at UNCG (ESPN+)	L, 58-61
J26	*MERCER (ESPN+)	W, 75-61
J29	*at Western Carolina (Nexstar/ESPN+)	W, 74-64
F2	*CHATTANOOGA (ESPN+)	W, 80-72
F5	*at The Citadel (ESPN+)	L, 93-107
F9	*WOFFORD (ESPN+)	W, 65-60 ^(OT)
F12	*at ETSU (ESPN+)	7 p.m.
F17	*VMI (ESPN+)	8 p.m.
F19	*UNCG (ESPN+)	3 p.m.
F21	*THE CITADEL (ESPN+)	8 p.m.
F23	*FURMAN (ESPN+)	8 p.m.
F26	*at Chattanooga (ESPN+)	4 p.m.
M4-7	at SoCon Championship (Asheville, N.C.)	


- Emerald Coast Classic (Niceville, Fla.)



Chattanooga
(21-5, 11-2 SoCon)

N9	at Loyola Marymount (WCC Network)	W, 75-64
N14	UNC ASHEVILLE# (ESPN+)	W, 75-45
N16	TENNESSEE TECH# (ESPN+)	W, 69-62
N20	at VCU (MASN/ESPN+)	W, 56-54
N23	COVENANT (ESPN+)	W, 100-39
N27	COLLEGE OF CHARLESTON (ESPN+)	L, 66-68
N30	at Tennessee Tech (ESPN+)	W, 82-65
D5	at Lipscomb (ESPN+)	W, 85-64
D8	at UNC Asheville (ESPN+)	W, 78-73
D12	TENNESSEE WESLEYAN (ESPN+)	W, 104-55
D15	at Belmont (ESPN+)	L, 68-76
D18	at Murray State (ESPN+)	L, 76-87
D22	MIDDLE TENNESSEE (ESPN+)	W, 77-65
D30	*ETSU (ESPNU)	W, 82-52
J1	*at Mercer (Nexstar/ESPN+)	ppd.
J5	*at Wofford (ESPN+)	W, 75-67
J8	*THE CITADEL (ESPN+)	W, 85-67
J12	*at Western Carolina (ESPN+)	L, 59-70
J15	*FURMAN (CBS Sports Network)	W, 71-69
J20	*at UNCG (ESPN+)	W, 72-64
J22	*at VMI (Nexstar/ESPN+)	W, 78-74
J26	*WOFFORD (ESPN+)	W, 71-60
J29	*at The Citadel (ESPN+)	W, 75-62
F2	*at Samford (ESPN+)	L, 72-80
F5	*MERCER (ESPN+)	W, 77-68
F7	*at Mercer (ESPN+)	W, 74-72 ^(OT)
F9	*WESTERN CAROLINA (ESPN+)	W, 65-47
F12	*at Furman (ESPN+)	2 p.m.
F17	*UNCG (ESPN+)	7 p.m.
F19	*VMI (ESPN+)	4 p.m.
F23	*at ETSU (WCYB/ESPN+)	7 p.m.
F26	*SAMFORD (ESPN+)	4 p.m.
M4-7	at SoCon Championship (Asheville, N.C.)	


- Coke Zero Sugar Classic presented by 3H Group and Springhill Suites Downtown Chattanooga



VMI
(15-10, 8-5 SoCon)

N9	CARLOW (ESPN+)	W, 111-55
N12	at Presbyterian (ESPN+)	L, 72-73 ^(OT)
N16	KEYSTONE (ESPN+)	W, 97-35
N20	at Marist (ESPN3)	L, 74-78 ^(OT)
N24	vs. Presbyterian# (Privateer Sports Network)	L, 54-59
N25	vs. Central Arkansas# (Privateer Sports Network)	W, 73-67
N26	at New Orleans# (ESPN+)	L, 71-79
N30	CLARKS SUMMIT (ESPN+)	W, 88-40
D3	at Portland (WCC Network)	W, 90-82
D5	at Seattle (ESPN+)	W, 89-82
D11	GARDNER-WEBB (ESPN+)	W, 64-61
D14	at Wake Forest (Bally Sports South/SE)	L, 70-77
D22	at Hampton (ESPN+)	canc.
D29	*at Wofford (ESPN+)	W, 80-73
J1	*FURMAN (Nexstar/ESPN+)	W, 76-67
J5	*at ETSU (ESPN+)	L, 79-80
J8	*UNCG (ESPN+)	L, 56-72
J13	*at Mercer (ESPN+)	L, 91-97
J15	*at The Citadel (ESPN+)	W, 90-85
J20	*SAMFORD (ESPN+)	W, 99-80
J22	*CHATTANOOGA (Nexstar/ESPN+)	L, 74-78
J26	*at Furman (ESPN+)	L, 64-79
J29	*ETSU (ESPN+)	W, 83-79
F2	*at UNCG (ESPN+)	W, 76-65
F4	*WESTERN CAROLINA (ESPN+)	W, 76-69
F10	*MERCER (ESPN+)	W, 85-79
F12	*THE CITADEL (CBS Sports Network)	3:30 p.m.
F17	*at Samford (ESPN+)	8 p.m.
F19	*at Chattanooga (ESPN+)	4 p.m.
F23	*WOFFORD (ESPN+)	7 p.m.
F26	*at Western Carolina (ESPN+)	7 p.m.
M4-7	at SoCon Championship (Asheville, N.C.)	

- University of New Orleans Classic (New Orleans, La.)



Western Carolina
(9-17, 3-10 SoCon)

N9	BOWLING GREEN (ESPN+)	W, 79-71 ^(OT)
N12	at Wake Forest (ACC Network Extra)	L, 75-87
N14	at East Carolina (ESPN+)	L, 79-95
N19	vs. UMBC# (ESPN+)	L, 75-91
N20	vs. American# (ESPN+)	W, 80-79
N21	at Longwood# (ESPN+)	W, 64-53
N27	at Gardner-Webb (ESPN+)	L, 59-87
D1	WARREN WILSON (ESPN+)	W, 102-47
D4	at USC Upstate (ESPN+)	W, 78-73
D8	TENNESSEE TECH (ESPN+)	W, 74-69 ^(OT)
D11	UNC ASHEVILLE (ESPN+)	L, 72-73
D20	at Georgia (SEC Network+)	L, 79-85
D22	at Charlotte (CUSA.TV)	L, 82-98
D29	*UNCG (ESPN+)	ppd.
J1	*at ETSU (ESPN+)	ppd.
J5	*THE CITADEL (ESPN+)	W, 94-90 ^(OT)
J8	*at Samford (ESPN+)	L, 60-85
J10	*at ETSU (ESPN+)	L, 69-87
J12	*CHATTANOOGA (ESPN+)	W, 70-59
J15	*WOFFORD (ESPN+)	L, 64-84
J19	*at Furman (ESPN+)	L, 50-88
J22	*at Mercer (ESPN+)	L, 64-72
J26	*at The Citadel (ESPN+)	L, 66-68
J29	*SAMFORD (Nexstar/ESPN+)	L, 64-74
F2	*ETSU (ESPN+)	W, 87-84
F4	*at VMI (ESPN+)	L, 69-76
F7	*UNCG (ESPN+)	L, 49-68
F9	*at Chattanooga (ESPN+)	L, 47-65
F12	*at Wofford (ESPN+)	7 p.m.
F16	*FURMAN (ESPN+)	7 p.m.
F19	*MERCER (ESPN+)	2 p.m.
F23	*at UNCG (ESPN+)	7 p.m.
F26	*VMI (ESPN+)	7 p.m.
M4-7	at SoCon Championship (Asheville, N.C.)	

- Jerome Kersey Classic (Farmville, Va.)



Wofford
(14-11, 6-7 SoCon)

N9	BOB JONES (ESPN+)	W, 117-79
N12	at Clemson (ACC Network Extra)	L, 68-76
N15	ERSKINE (ESPN+)	W, 98-41
N19	HAMPTON# (ESPN+)	W, 77-60
N21	GEORGIA SOUTHERN# (ESPN+)	W, 70-52
N23	at South Carolina (SEC Network+)	L, 74-85
N28	at Georgia (SEC Network+)	W, 68-65
D1	RICHMOND (ESPN+)	L, 64-73
D5	KENNESAW STATE (Nexstar/ESPN+)	W, 88-62
D8	at Gardner-Webb (ESPN+)	W, 78-70
D12	at Coastal Carolina (ESPN+)	L, 59-60
D18	at Presbyterian (ESPN+)	W, 76-49
D22	at Duquesne (ESPN+)	canc.
D29	*VMI (ESPN+)	L, 73-80
J1	*at UNCG (ESPN+)	ppd.
J5	*CHATTANOOGA (ESPN+)	L, 67-75
J8	*at ETSU (Nexstar/ESPN+)	W, 68-57
J10	*at UNCG (ESPN+)	L, 54-58
J12	*SAMFORD (ESPN+)	W, 87-64
J15	*at Western Carolina (ESPN+)	W, 84-64
J19	*THE CITADEL (ESPN+)	W, 89-77
J22	*FURMAN (ESPN+)	L, 50-75
J26	*at Chattanooga (ESPN+)	L, 60-71
J29	*UNCG (ESPN+)	W, 85-66
J31	*at Mercer (ESPNU)	L, 62-67
F5	*ETSU (CBS Sports Network)	W, 62-60
F9	*at Samford (ESPN+)	L, 60-65 ^(OT)
F12	*WESTERN CAROLINA (ESPN+)	7 p.m.
F16	*at The Citadel (ESPN+)	7 p.m.
F19	*at Furman& (Nexstar/ESPN+)	12 p.m.
F23	*at VMI (ESPN+)	7 p.m.
F26	*MERCER (ESPN+)	7 p.m.
M4-7	at SoCon Championship (Asheville, N.C.)	

- Terrier Classic
& - Bon Secours Wellness Arena (Greenville, S.C.)

Southern Conference men's basketball media relations information

<p>The Citadel (CitadelSports.com) Daniel Graham (dgraham6@citadel.edu) Office: 843-953-6567</p> <p>ETSU (ETSUBucs.com) Kevin Brown (brownk@etsu.edu) Office: 423-439-5263</p> <p>Furman (FurmanPaladins.com) Wesley Herring (wesley.herring@furman.edu) Office: 864-294-3062</p> <p>Mercer (MercerBears.com) Jake List (list_jm@mercer.edu) Office: 478-301-5218</p> <p>UNCG (UNCGSpartans.com) Rob Knox (reknox@uncg.edu) Office: 336-334-5615</p> <p>Samford (SamfordSports.com) Joey Mullins (jimmulli1@samford.edu) Office: 205-726-2799</p>	<p>Chattanooga (GoMocs.com) Corey Belonzi (corey-belonzi@utc.edu) Office: 423-425-2116</p> <p>VMI (VMIKeydets.com) Wade Branner (brannerwh@vmi.edu) Office: 540-464-7515</p> <p>Western Carolina (CatamountSports.com) Steven Grandy (sgrandy@email.wcu.edu) Office: 828-227-2655</p> <p>Wofford (WoffordTerriers.com) Carroll Rich (richcm@wofford.edu) Office: 864-597-4092</p> <p>Southern Conference (SoConSports.com) Phil Perry (pperry@socon.org) Office: 864-591-5100 // Cell: 864-525-5174</p>	
---------------------------------------------------------------------------------------------------------------------------------------------------------------------------------------------------------------------------------------------------------------------------------------------------------------------------------------------------------------------------------------------------------------------------------------------------------------------------------------------------------------------------------------------------------------------------------------------------------------------------------------------	------------------------------------------------------------------------------------------------------------------------------------------------------------------------------------------------------------------------------------------------------------------------------------------------------------------------------------------------------------------------------------------------------------------------------------------------------------------------------------------------------------------------------------------------------------------------------------	--

2021-22 Southern Conference
CONFERENCE BASKETBALL STATISTICS
Through games of Feb 11, 2022 (All games)

SCORING OFFENSE	G	W-L	Pts	Avg/G
1. VMI	25	15-10	1982	79.3
2. The Citadel	23	10-13	1819	79.1
3. Furman	26	17-9	2026	77.9
4. Chattanooga	26	21-5	1967	75.7
5. Samford	24	15-9	1808	75.3
6. Wofford	25	14-11	1838	73.5
7. ETSU	26	13-13	1874	72.1
8. Western Carolina	26	9-17	1851	71.2
9. Mercer	26	13-13	1841	70.8
10. UNCG	25	15-10	1623	64.9

SCORING DEFENSE	G	Pts	Avg/G
1. Chattanooga	26	1669	64.2
2. UNCG	25	1607	64.3
3. Wofford	25	1651	66.0
4. Furman	26	1778	68.4
5. Mercer	26	1861	71.6
6. VMI	25	1791	71.6
7. ETSU	26	1891	72.7
8. Samford	24	1788	74.5
9. Western Carolina	26	2008	77.2
10. The Citadel	23	1777	77.3

SCORING MARGIN	G	Offense	Defense	Margin
1. Chattanooga	26	75.7	64.2	+11.5
2. Furman	26	77.9	68.4	+9.5
3. VMI	25	79.3	71.6	+7.6
4. Wofford	25	73.5	66.0	+7.5
5. The Citadel	23	79.1	77.3	+1.8
6. Samford	24	75.3	74.5	+0.8
7. UNCG	25	64.9	64.3	+0.6
8. ETSU	26	72.1	72.7	-0.7
9. Mercer	26	70.8	71.6	-0.8
10. Western Carolina	26	71.2	77.2	-6.0

FREE THROW PCT	G	FTM	FTA	Pct.
1. VMI	25	289	372	.777
2. Mercer	26	316	408	.775
3. Wofford	25	307	402	.764
4. Chattanooga	26	312	416	.750
5. Furman	26	260	351	.741
6. Samford	24	296	402	.736
7. UNCG	25	274	377	.727
8. ETSU	26	237	328	.723
9. Western Carolina	26	311	459	.678
10. The Citadel	23	278	411	.676

FIELD GOAL PERCENTAGE	G	FGM	FGA	Pct.
1. Chattanooga	26	720	1526	.472
2. VMI	25	691	1482	.466
3. Wofford	25	643	1382	.465
4. Furman	26	725	1576	.460
5. The Citadel	23	646	1417	.456
6. Mercer	26	649	1450	.448
7. ETSU	26	697	1560	.447
8. Samford	24	648	1482	.437
9. UNCG	25	585	1360	.430
10. Western Carolina	26	637	1612	.395

FIELD GOAL PCT DEFENSE	G	FGM	FGA	Pct.
1. VMI	25	633	1594	.397
2. UNCG	25	553	1345	.411
3. Chattanooga	26	612	1483	.413
4. The Citadel	23	644	1500	.429
5. Western Carolina	26	711	1604	.443
6. Furman	26	671	1510	.444
7. ETSU	26	687	1545	.445
8. Wofford	25	582	1301	.447
9. Mercer	26	669	1495	.447
10. Samford	24	626	1394	.449

3-POINT FG PCT	G	3FGM	3FGA	Pct.
1. Furman	26	316	813	.389
2. VMI	25	311	810	.384
3. ETSU	26	243	663	.367
4. Wofford	25	245	675	.363
5. Chattanooga	26	215	600	.358
6. Mercer	26	227	641	.354
7. The Citadel	23	249	710	.351
8. UNCG	25	179	519	.345
9. Samford	24	216	667	.324
10. Western Carolina	26	266	840	.317

3-POINT FG PCT DEFENSE	G	3FGM	3FGA	Pct.
1. Chattanooga	26	174	591	.294
2. VMI	25	244	756	.323
3. ETSU	26	238	720	.331
4. Furman	26	182	545	.334
5. UNCG	25	229	685	.334
6. The Citadel	23	196	580	.338
7. Samford	24	217	621	.349
8. Western Carolina	26	249	701	.355
9. Mercer	26	218	612	.356
10. Wofford	25	213	585	.364

REBOUNDING OFFENSE	G	Rebounds	Avg/G
1. Western Carolina	26	1011	38.9
2. The Citadel	23	869	37.8
3. VMI	25	936	37.4
4. Chattanooga	26	936	36.0
5. UNCG	25	894	35.8
6. Samford	24	858	35.8
7. ETSU	26	907	34.9
8. Furman	26	888	34.2
9. Mercer	26	850	32.7
10. Wofford	25	783	31.3

REBOUNDING DEFENSE	G	Rebounds	Avg/G
1. Wofford	25	692	27.7
2. UNCG	25	742	29.7
3. Chattanooga	26	817	31.4
4. Mercer	26	862	33.2
5. Furman	26	885	34.0
6. Samford	24	818	34.1
7. ETSU	26	899	34.6
8. VMI	25	908	36.3
9. The Citadel	23	865	37.6
10. Western Carolina	26	986	37.9

2021-22 Southern Conference
CONFERENCE BASKETBALL STATISTICS
Through games of Feb 11, 2022 (All games)

REBOUNDING MARGIN		G	Team	Avg.	Opp.	Avg. Margin
1.	UNCG	25	894	35.8	742	29.7 +6.1
2.	Chattanooga	26	936	36.0	817	31.4 +4.6
3.	Wofford	25	783	31.3	692	27.7 +3.6
4.	Samford	24	858	35.8	818	34.1 +1.7
5.	VMI	25	936	37.4	908	36.3 +1.1
6.	Western Carolina	26	1011	38.9	986	37.9 +1.0
7.	ETSU	26	907	34.9	899	34.6 +0.3
8.	The Citadel	23	869	37.8	865	37.6 +0.2
9.	Furman	26	888	34.2	885	34.0 +0.1
10.	Mercer	26	850	32.7	862	33.2 -0.5

BLOCKED SHOTS		G	No.	Avg/G
1.	Furman	26	97	3.7
2.	The Citadel	23	84	3.7
3.	Mercer	26	81	3.1
4.	Samford	24	72	3.0
5.	VMI	25	72	2.9
6.	ETSU	26	69	2.7
7.	Chattanooga	26	63	2.4
8.	Western Carolina	26	59	2.3
9.	UNCG	25	40	1.6
10.	Wofford	25	37	1.5

ASSISTS		G	No.	Avg/G
1.	Furman	26	462	17.8
2.	The Citadel	23	390	17.0
3.	VMI	25	418	16.7
4.	Mercer	26	390	15.0
5.	ETSU	26	358	13.8
6.	Wofford	25	340	13.6
7.	Chattanooga	26	346	13.3
8.	Samford	24	317	13.2
9.	Western Carolina	26	340	13.1
10.	UNCG	25	303	12.1

STEALS		G	No.	Avg/G
1.	Furman	26	225	8.7
2.	Samford	24	195	8.1
3.	Chattanooga	26	192	7.4
4.	Wofford	25	168	6.7
5.	ETSU	26	170	6.5
6.	UNCG	25	161	6.4
7.	Mercer	26	163	6.3
8.	Western Carolina	26	135	5.2
9.	The Citadel	23	114	5.0
10.	VMI	25	117	4.7

TURNOVER MARGIN		G	Team	Avg.	Opp.	Avg. Margin
1.	Furman	26	290	11.2	345	13.3 +2.1
2.	Wofford	25	293	11.7	340	13.6 +1.9
3.	Chattanooga	26	288	11.1	325	12.5 +1.4
4.	Samford	24	339	14.1	355	14.8 +0.7
5.	ETSU	26	297	11.4	289	11.1 -0.3
6.	Mercer	26	338	13.0	305	11.7 -1.3
7.	UNCG	25	337	13.5	302	12.1 -1.4
8.	VMI	25	288	11.5	249	10.0 -1.6
9.	The Citadel	23	290	12.6	249	10.8 -1.8
10.	Western Carolina	26	337	13.0	271	10.4 -2.5

ASSIST/TURNOVER RATIO		G	Ast.	Avg.	T/O	Avg.	Ratio
1.	Furman	26	462	17.8	290	11.2	1.6
2.	VMI	25	418	16.7	288	11.5	1.5
3.	The Citadel	23	390	17.0	290	12.6	1.3
4.	ETSU	26	358	13.8	297	11.4	1.2
5.	Chattanooga	26	346	13.3	288	11.1	1.2
6.	Wofford	25	340	13.6	293	11.7	1.2
7.	Mercer	26	390	15.0	338	13.0	1.2
8.	Western Carolina	26	340	13.1	337	13.0	1.0
9.	Samford	24	317	13.2	339	14.1	0.9
10.	UNCG	25	303	12.1	337	13.5	0.9

OFFENSIVE REBOUNDS		G	No.	Avg/G
1.	Western Carolina	26	317	12.2
2.	Samford	24	262	10.9
3.	ETSU	26	281	10.8
4.	UNCG	25	270	10.8
5.	Chattanooga	26	280	10.8
6.	The Citadel	23	222	9.7
7.	Furman	26	247	9.5
8.	Wofford	25	221	8.8
9.	VMI	25	212	8.5
10.	Mercer	26	209	8.0

DEFENSIVE REBOUNDS		G	No.	Avg/G
1.	VMI	25	724	29.0
2.	The Citadel	23	647	28.1
3.	Western Carolina	26	694	26.7
4.	Chattanooga	26	656	25.2
5.	UNCG	25	624	25.0
6.	Samford	24	596	24.8
7.	Mercer	26	641	24.7
	Furman	26	641	24.7
9.	ETSU	26	626	24.1
10.	Wofford	25	562	22.5

DEFENSIVE REB PCT.		G	D-Reb	Opp. OR	D-Reb%
1.	Wofford	25	562	164	.774
2.	UNCG	25	624	195	.762
3.	Mercer	26	641	228	.738
4.	Western Carolina	26	694	256	.731
5.	Samford	24	596	224	.727
6.	Furman	26	641	241	.727
7.	The Citadel	23	647	250	.721
8.	Chattanooga	26	656	254	.721
9.	VMI	25	724	289	.715
10.	ETSU	26	626	280	.691

OFFENSIVE REB PCT.		G	O-Reb	Opp. DR	O-Reb%
1.	Chattanooga	26	280	563	.332
2.	UNCG	25	270	547	.330
3.	ETSU	26	281	619	.312
4.	Samford	24	262	594	.306
5.	Western Carolina	26	317	730	.303
6.	Wofford	25	221	528	.295
7.	Furman	26	247	644	.277
8.	The Citadel	23	222	615	.265
9.	VMI	25	212	619	.255
10.	Mercer	26	209	634	.248

2021-22 Southern Conference
CONFERENCE BASKETBALL STATISTICS
Through games of Feb 11, 2022 (All games)

<u>3-POINT FG MADE</u>	<u>G</u>	<u>No.</u>	<u>Avg/G</u>
1. VMI	25	311	12.4
2. Furman	26	316	12.2
3. The Citadel	23	249	10.8
4. Western Carolina	26	266	10.2
5. Wofford	25	245	9.8
6. ETSU	26	243	9.3
7. Samford	24	216	9.0
8. Mercer	26	227	8.7
9. Chattanooga	26	215	8.3
10. UNCG	25	179	7.2

2021-22 Southern Conference
CONFERENCE BASKETBALL STATISTICS
Through games of Feb 11, 2022 (All games)

Team	Conference	Pct.	PF	PA	Overall	Pct.	PF	PA	Current unbeaten streak
Chattanooga	11-2	.846	73.5	65.5	21-5	.808	75.7	64.2	VMI -- 4
Furman	9-4	.692	75.8	62.7	17-9	.654	77.9	68.4	Chattanooga -- 3
VMI	8-5	.615	79.2	77.2	15-10	.600	79.3	71.6	UNCG -- 3
UNCG	7-6	.538	65.4	64.5	15-10	.600	64.9	64.3	ETSU -- 1
Wofford	6-7	.462	69.3	67.6	14-11	.560	73.5	66.0	Samford -- 1
Mercer	6-7	.462	69.8	73.4	13-13	.500	70.8	71.6	
Samford	5-7	.417	74.0	76.9	15-9	.625	75.3	74.5	
ETSU	5-8	.385	73.2	75.6	13-13	.500	72.1	72.7	
The Citadel	4-8	.333	76.5	82.8	10-13	.435	79.1	77.3	
Western Carolina	3-10	.231	65.6	76.9	9-17	.346	71.2	77.2	

TEAM SUMMARIES	G	PF-PA	Avg score	Margin	FG-FGA	Pct.	3FG-FGA	Pct.	FT-FTA	Pct.	RebF	RebA	Margin
Chattanooga	26	1967-1669	75.7-64.2	+11.5	720-1526	.472	215-600	.358	312-416	.750	936	817	+4.6
ETSU	26	1874-1891	72.1-72.7	-0.7	697-1560	.447	243-663	.367	237-328	.723	907	899	+0.3
Furman	26	2026-1778	77.9-68.4	+9.5	725-1576	.460	316-813	.389	260-351	.741	888	885	+0.1
Mercer	26	1841-1861	70.8-71.6	-0.8	649-1450	.448	227-641	.354	316-408	.775	850	862	-0.5
Samford	24	1808-1788	75.3-74.5	+0.8	648-1482	.437	216-667	.324	296-402	.736	858	818	+1.7
The Citadel	23	1819-1777	79.1-77.3	+1.8	646-1417	.456	249-710	.351	278-411	.676	869	865	+0.2
UNCG	25	1623-1607	64.9-64.3	+0.6	585-1360	.430	179-519	.345	274-377	.727	894	742	+6.1
VMI	25	1982-1791	79.3-71.6	+7.6	691-1482	.466	311-810	.384	289-372	.777	936	908	+1.1
Western Carolina	26	1851-2008	71.2-77.2	-6.0	637-1612	.395	266-840	.317	311-459	.678	1011	986	+1.0
Wofford	25	1838-1651	73.5-66.0	+7.5	643-1382	.465	245-675	.363	307-402	.764	783	692	+3.6

ATTENDANCE	Home	Average	Away	Average	Neutral	Average	Total	Average
Chattanooga	12-39751	3313	14-26197	1871	0-0	0	26-65948	2536
ETSU	12-37391	3116	11-39805	3619	3-871	290	26-78067	3003
Furman	13-25400	1954	13-54924	4225	0-0	0	26-80324	3089
Mercer	12-20197	1683	12-42400	3533	2-236	118	26-62833	2417
Samford	11-13982	1271	11-19747	1795	2-325	162	24-34054	1419
The Citadel	12-11351	946	11-29855	2714	0-0	0	23-41206	1792
UNCG	11-23241	2113	11-34938	3176	3-659	220	25-58838	2354
VMI	11-14810	1346	12-18495	1541	2-648	324	25-33953	1358
Western Carolina	10-16771	1677	14-33595	2400	2-392	196	26-50758	1952
Wofford	13-15968	1228	12-37962	3164	0-0	0	25-53930	2157
Totals	117-218862	1871	121-337918	2793	14-3131	224	252-559911	2222

2021-22 Southern Conference
INDIVIDUAL BASKETBALL STATISTICS
Through games of Feb 11, 2022 (All games)

To be ranked, a player must appear in at least 75.0% of their team's games.

SCORING								REBOUNDING							
	Cl	G	FG	3FG	FT	Pts	Avg/G		Cl	G	Off	Def	Total	Avg/G	
1. Malachi Smith-UTC	So	26	187	46	112	532	20.5	1. Jake Stephens-VMI	Sr	25	39	189	228	9.1	
2. Hayden Brown-CIT	Sr	22	152	27	88	419	19.0	2. Hayden Brown-CIT	Sr	22	48	133	181	8.2	
3. Jake Stephens-VMI	Sr	25	163	57	92	475	19.0	3. Jermaine Marshall-SAM	Sr	21	58	108	166	7.9	
4. Ques Glover-SAM	So	21	140	19	88	387	18.4	4. Jalen Slawson-FUR	Sr	26	36	161	197	7.6	
5. Kamdyn Curfman-VMI	Jr	25	142	93	38	415	16.6	5. Nicholas Robinson-WCU	Sr	26	51	142	193	7.4	
6. B.J. Mack-WOF	Jr	25	146	29	75	396	15.8	6. Silvio DeSousa-UTC	Sr	22	51	101	152	6.9	
7. Nicholas Robinson-WCU	Sr	26	134	51	82	401	15.4	7. Ty Brewer-ETSU	Sr	26	50	121	171	6.6	
8. Mike Bothwell-FUR	Sr	26	138	44	81	401	15.4	8. De'Monte Buckingham-UNCG	Sr	24	36	121	157	6.5	
9. Jalen Slawson-FUR	Sr	26	143	34	70	390	15.0	9. Malachi Smith-UTC	So	26	42	124	166	6.4	
10. David Jean-Baptiste-UTC	Sr	24	122	74	40	358	14.9	10. Sean Conway-VMI	Jr	25	44	112	156	6.2	
11. Jason Roche-CIT	Fr	23	104	93	40	341	14.8	11. Bas Leyte-UNCG	Jr	25	63	90	153	6.1	
12. Max Klesmit-WOF	So	24	117	52	66	352	14.7	12. Vonterius Woolbright-WCU	Jr	22	35	99	134	6.1	
13. Jordan King-ETSU	Jr	26	132	79	32	375	14.4	13. Stephen Clark-CIT	Jr	23	33	105	138	6.0	
14. Jalen Johnson-MER	Sr	25	119	67	54	359	14.4	14. Felipe Haase-MER	Sr	26	32	122	154	5.9	
15. Felipe Haase-MER	Sr	26	122	57	72	373	14.3	15. Isaiah Bigelow-WOF	Jr	24	31	107	138	5.8	
16. Ledarrius Brewer-ETSU	Sr	26	140	53	39	372	14.3	16. B.J. Mack-WOF	Jr	25	56	84	140	5.6	
17. Alex Hunter-FUR	Sr	26	126	85	20	357	13.7	17. Marcus Foster-FUR	So	26	44	100	144	5.5	
18. De'Monte Buckingham-UNCG	Sr	24	112	55	47	326	13.6	18. James Glisson III-MER	Jr	24	26	102	128	5.3	
19. David Sloan-ETSU	Sr	26	120	52	35	327	12.6	19. Ledarrius Brewer-ETSU	Sr	26	32	101	133	5.1	
20. Jermaine Marshall-SAM	Sr	21	88	17	60	253	12.0	20. Jalen Johnson-MER	Sr	25	32	90	122	4.9	
21. Trey Bonham-VMI	So	22	86	21	62	255	11.6								
22. James Glisson III-MER	Jr	24	97	28	55	277	11.5								
23. Silvio DeSousa-UTC	Sr	22	105	5	38	253	11.5								
24. Stephen Clark-CIT	Jr	23	106	7	29	248	10.8								
25. Jaden Campbell-SAM	So	24	88	47	31	254	10.6								
26. Ty Brewer-ETSU	Sr	26	106	24	36	272	10.5								
27. Vonterius Woolbright-WCU	Jr	22	80	6	52	218	9.9								
28. Conley Garrison-FUR	Sr	25	79	58	23	239	9.6								
29. Ryan Larson-WOF	Sr	25	75	52	32	234	9.4								
30. Isaiah Bigelow-WOF	Jr	24	72	36	44	224	9.3								

FIELD GOAL PCT						ASSISTS				
	Cl	G	FGM	FGA	Pct.		Cl	G	No.	Avg/G
1. Jake Stephens-VMI	Sr	25	163	296	.551	1. David Sloan-ETSU	Sr	26	135	5.2
2. B.J. Mack-WOF	Jr	25	146	272	.537	2. Ques Glover-SAM	So	21	90	4.3
3. Hayden Brown-CIT	Sr	22	152	294	.517	3. Trey Bonham-VMI	So	22	88	4.0
4. Malachi Smith-UTC	So	26	187	372	.503	4. Vonterius Woolbright-WCU	Jr	22	87	4.0
5. Jalen Slawson-FUR	Sr	26	143	287	.498	5. Ryan Larson-WOF	Sr	25	97	3.9
6. Ques Glover-SAM	So	21	140	300	.467	6. Tyler Moffe-CIT	Sr	23	89	3.9
7. Mike Bothwell-FUR	Sr	26	138	297	.465	7. Jalen Slawson-FUR	Sr	26	100	3.8
8. Jordan King-ETSU	Jr	26	132	289	.457	8. Jake Stephens-VMI	Sr	25	85	3.4
9. Kamdyn Curfman-VMI	Jr	25	142	325	.437	9. Stephen Clark-CIT	Jr	23	76	3.3
10. David Jean-Baptiste-UTC	Sr	24	122	285	.428	10. Malachi Smith-UTC	So	26	83	3.2
11. Ledarrius Brewer-ETSU	Sr	26	140	334	.419	11. Felipe Haase-MER	Sr	26	83	3.2
12. Nicholas Robinson-WCU	Sr	26	134	339	.395	12. Nicholas Robinson-WCU	Sr	26	82	3.2
						13. Alex Hunter-FUR	Sr	26	82	3.2
						14. Kobe Langley-UNCG	Jr	25	76	3.0
						15. Mike Bothwell-FUR	Sr	26	77	3.0

2021-22 Southern Conference
INDIVIDUAL BASKETBALL STATISTICS
Through games of Feb 11, 2022 (All games)

FREE THROW PCT					
	Cl	G	FTM	FTA	Pct.
1. Felipe Haase-MER	Sr	26	72	83	.867
2. Max Klesmit-WOF	So	24	66	77	.857
3. Ques Glover-SAM	So	21	88	103	.854
4. Mike Bothwell-FUR	Sr	26	81	97	.835
5. B.J. Mack-WOF	Jr	25	75	90	.833
6. Malachi Smith-UTC	So	26	112	135	.830
7. Jake Stephens-VMI	Sr	25	92	115	.800
8. Trey Bonham-VMI	So	22	62	80	.775
9. Nicholas Robinson-WCU	Sr	26	82	106	.774
10. Jalen Slawson-FUR	Sr	26	70	92	.761
11. Jermaine Marshall-SAM	Sr	21	60	83	.723
12. Hayden Brown-CIT	Sr	22	88	138	.638

STEALS				
	Cl	G	No.	Avg/G
1. Jalen Slawson-FUR	Sr	26	52	2.0
2. Malachi Smith-UTC	So	26	47	1.8
3. David Sloan-ETSU	Sr	26	43	1.7
4. Jaden Campbell-SAM	So	24	38	1.6
5. Max Klesmit-WOF	So	24	37	1.5
6. Kobe Langley-UNCG	Jr	25	38	1.5
7. Conley Garrison-FUR	Sr	25	34	1.4
8. Kamar Robertson-MER	Jr	23	31	1.3
9. Ty Brewer-ETSU	Sr	26	35	1.3
10. Ques Glover-SAM	So	21	28	1.3
11. Darius Banks-UTC	Sr	26	34	1.3
12. Ryan Larson-WOF	Sr	25	32	1.3
13. Trey Bonham-VMI	So	22	28	1.3
14. Felipe Haase-MER	Sr	26	32	1.2
15. Nicholas Robinson-WCU	Sr	26	31	1.2

3-POINT FG PCT					
	Cl	G	3FG	FGA	Pct.
1. Joe Anderson-FUR	So	21	34	70	.486
2. Jake Stephens-VMI	Sr	25	57	123	.463
3. Conley Garrison-FUR	Sr	25	58	128	.453
4. Jordan King-ETSU	Jr	26	79	181	.436
5. De'Monte Buckingham-UNCG	Sr	24	55	127	.433
6. Jason Roche-CIT	Fr	23	93	216	.431
7. Felipe Haase-MER	Sr	26	57	135	.422
8. Jalen Johnson-MER	Sr	25	67	161	.416
9. Alex Hunter-FUR	Sr	26	85	205	.415
10. David Sloan-ETSU	Sr	26	52	126	.413
Ryan Larson-WOF	Sr	25	52	126	.413
12. Jaden Campbell-SAM	So	24	47	117	.402
13. Kamdyn Curfman-VMI	Jr	25	93	232	.401
14. David Jean-Baptiste-UTC	Sr	24	74	185	.400
Malachi Smith-UTC	So	26	46	115	.400

3-POINT FG MADE				
	Cl	G	3FG	Avg/G
1. Jason Roche-CIT	Fr	23	93	4.0
2. Kamdyn Curfman-VMI	Jr	25	93	3.7
3. Alex Hunter-FUR	Sr	26	85	3.3
4. David Jean-Baptiste-UTC	Sr	24	74	3.1
5. Jordan King-ETSU	Jr	26	79	3.0
6. Jalen Johnson-MER	Sr	25	67	2.7
7. Conley Garrison-FUR	Sr	25	58	2.3
8. De'Monte Buckingham-UNCG	Sr	24	55	2.3
9. Jake Stephens-VMI	Sr	25	57	2.3
10. Felipe Haase-MER	Sr	26	57	2.2
11. Max Klesmit-WOF	So	24	52	2.2
12. Ryan Larson-WOF	Sr	25	52	2.1
13. Ledarrius Brewer-ETSU	Sr	26	53	2.0
14. David Sloan-ETSU	Sr	26	52	2.0
15. Nicholas Robinson-WCU	Sr	26	51	2.0

BLOCKED SHOTS				
	Cl	G	No.	Avg/G
1. Stephen Clark-CIT	Jr	23	55	2.4
2. Jake Stephens-VMI	Sr	25	52	2.1
3. Jalen Slawson-FUR	Sr	26	45	1.7
4. Silvio DeSousa-UTC	Sr	22	26	1.2
5. Jacob Tryon-SAM	Sr	24	27	1.1
6. Jalen Johnson-MER	Sr	25	28	1.1
7. Ty Brewer-ETSU	Sr	26	21	0.8
8. James Glisson III-MER	Jr	24	18	0.8
9. Jaden Seymour-ETSU	So	26	14	0.5
10. Joe Petrakis-WCU	Jr	26	13	0.5
Felipe Haase-MER	Sr	26	13	0.5
Mike Bothwell-FUR	Sr	26	13	0.5
13. Wesley Cardet-SAM	Fr	24	11	0.5
14. B.J. Mack-WOF	Jr	25	11	0.4
Bas Leyte-UNCG	Jr	25	11	0.4

ASSIST/TURNOVER RATIO					
	Cl	G	Ast.	T/O	Ratio
1. Alex Hunter-FUR	Sr	26	82	27	3.0
2. Ryan Larson-WOF	Sr	25	97	40	2.4
3. David Sloan-ETSU	Sr	26	135	62	2.2
4. Trey Bonham-VMI	So	22	88	44	2.0
5. Felipe Haase-MER	Sr	26	83	45	1.8
6. Tyler Moffe-CIT	Sr	23	89	50	1.8
7. Kobe Langley-UNCG	Jr	25	76	47	1.6
8. Ques Glover-SAM	So	21	90	56	1.6
9. Malachi Smith-UTC	So	26	83	57	1.5
10. Jake Stephens-VMI	Sr	25	85	59	1.4
11. Stephen Clark-CIT	Jr	23	76	54	1.4
12. Jalen Slawson-FUR	Sr	26	100	73	1.4
13. Vonterius Woolbright-WCU	Jr	22	87	68	1.3
14. Nicholas Robinson-WCU	Sr	26	82	68	1.2

2021-22 Southern Conference
INDIVIDUAL BASKETBALL STATISTICS
Through games of Feb 11, 2022 (All games)

OFFENSIVE REBOUNDS			
	Cl	G	No. Avg/G
1. Jermaine Marshall-SAM	Sr	21	58 2.8
2. Bas Leyte-UNCG	Jr	25	63 2.5
3. Silvio DeSousa-UTC	Sr	22	51 2.3
4. B.J. Mack-WOF	Jr	25	56 2.2
5. Hayden Brown-CIT	Sr	22	48 2.2
6. Nicholas Robinson-WCU	Sr	26	51 2.0
7. Marlow Gilmore-WCU	Jr	25	49 2.0
8. Mohab Yasser-ETSU	Fr	26	50 1.9
Ty Brewer-ETSU	Sr	26	50 1.9
10. Darius Banks-UTC	Sr	26	46 1.8
11. Sean Conway-VMI	Jr	25	44 1.8
12. Sam Godwin-WOF	So	23	40 1.7
13. Marcus Foster-FUR	So	26	44 1.7
14. Mohammed Abdulsalam-UNCG	Sr	24	40 1.7
15. Conley Garrison-FUR	Sr	25	41 1.6

DEFENSIVE REBOUNDS			
	Cl	G	No. Avg/G
1. Jake Stephens-VMI	Sr	25	189 7.6
2. Jalen Slawson-FUR	Sr	26	161 6.2
3. Hayden Brown-CIT	Sr	22	133 6.0
4. Nicholas Robinson-WCU	Sr	26	142 5.5
5. Jermaine Marshall-SAM	Sr	21	108 5.1
6. De'Monte Buckingham-UNCG	Sr	24	121 5.0
7. Malachi Smith-UTC	So	26	124 4.8
8. Felipe Haase-MER	Sr	26	122 4.7
9. Ty Brewer-ETSU	Sr	26	121 4.7
10. Silvio DeSousa-UTC	Sr	22	101 4.6
11. Stephen Clark-CIT	Jr	23	105 4.6
12. Vonterius Woolbright-WCU	Jr	22	99 4.5
13. Sean Conway-VMI	Jr	25	112 4.5
14. Isaiah Bigelow-WOF	Jr	24	107 4.5
15. James Glisson III-MER	Jr	24	102 4.3

MINUTES PLAYED			
	Cl	G	No. Avg/G
1. Jason Roche-CIT	Fr	23	825 35.9
2. Kamdyn Curfman-VMI	Jr	25	883 35.3
3. Malachi Smith-UTC	So	26	916 35.2
4. Nicholas Robinson-WCU	Sr	26	910 35.0
5. Felipe Haase-MER	Sr	26	891 34.3
6. Jake Stephens-VMI	Sr	25	836 33.4
7. David Jean-Baptiste-UTC	Sr	24	795 33.1
8. Ryan Larson-WOF	Sr	25	816 32.6
9. Alex Hunter-FUR	Sr	26	834 32.1
10. Jalen Johnson-MER	Sr	25	792 31.7

2021-22 Southern Conference
Conference Team Highs
Through games of Feb 11, 2022 (All games)

TEAM HIGHS (highest totals made by)

Points	118	Furman vs North Greenville (11/09/21)
	117	Wofford vs Bob Jones (11/09/21)
	111	VMI vs Carlow (11/09/21)
	108	The Citadel vs Morris (11/12/21)
	107	The Citadel vs Samford (02/05/22)
Margin	62 (97-35)	VMI vs Keystone (11/16/21)
	61 (100-39)	Chattanooga vs Covenant (11/23/21)
	57 (98-41)	Wofford vs Erskine (11/15/21)
	56 (111-55)	VMI vs Carlow (11/09/21)
	55 (102-47)	Western Carolina vs Warren Wilson (12/01/21)
Field goals made	48	Wofford vs Bob Jones (11/09/21)
	46	Furman vs North Greenville (11/09/21)
	41	VMI vs Carlow (11/09/21)
	41	Chattanooga vs Covenant (11/23/21)
	41	The Citadel vs St. Andrews (12/16/21)
Field goal attempts	82	Furman vs North Greenville (11/09/21)
	77	Western Carolina vs Warren Wilson (12/01/21)
	77	ETSU vs VMI (01/05/22)
	77	Samford at Mercer (01/05/22)
	76	The Citadel vs Morris (11/12/21)
Field goal percentage	.667 (26-39)	VMI at UNCG (02/02/22)
	.658 (48-73)	Wofford vs Bob Jones (11/09/21)
	.632 (36-57)	Samford vs Kennesaw State (12/18/21)
	.623 (33-53)	Wofford vs Samford (01/12/22)
	.596 (28-47)	Furman vs Presbyterian (12/21/21)
3-Pt FG made	22	Furman vs North Greenville (11/09/21)
	22	VMI vs Carlow (11/09/21)
	21	Furman vs Western Carolina (01/19/22)
	19	VMI vs Samford (01/20/22)
	18	VMI vs Keystone (11/16/21)
	18	The Citadel at Duke (11/22/21)
	18	Western Carolina vs Warren Wilson (12/01/21)
	18	Furman at Wofford (01/22/22)
	18	Furman vs Western Carolina (01/19/22)
3-Pt FG attempts	48	Western Carolina at VMI (02/04/22)
	46	Western Carolina at East Carolina (11/14/21)
	46	Western Carolina at Georgia (12/20/21)
	45	Western Carolina vs ETSU (02/02/22)
	44	Furman vs North Greenville (11/09/21)
3-Pt percentage	.640 (16-25)	Wofford vs Bob Jones (11/09/21)
	.632 (12-19)	VMI at UNCG (02/02/22)
	.611 (11-18)	Samford vs Kennesaw State (12/18/21)
	.600 (6-10)	UNCG at Towson (12/14/21)
	.586 (17-29)	Mercer vs VMI (01/13/22)
Free throws made	28	ETSU vs Lees-McRae (11/27/21)
	27	Furman vs Col. of Charleston (12/03/21)
	26	UNCG vs Elon (11/30/21)
	26	Wofford vs Kennesaw State (12/05/21)
	24	Mercer vs VMI (01/13/22)
Free throw attempts	39	Furman vs Col. of Charleston (12/03/21)
	35	Wofford vs Erskine (11/15/21)
	31	ETSU vs Lees-McRae (11/27/21)
	31	The Citadel at UNCG (02/10/22)
	30	UNCG vs Elon (11/30/21)

	30		Western Carolina vs The Citadel (01/05/22)
Free throw percentage	1.000	(12-12)	Samford at VMI (01/20/22)
	1.000	(11-11)	Wofford at Chattanooga (01/26/22)
	1.000	(10-10)	VMI vs UNCG (01/08/22)
	1.000	(8-8)	Samford at Wofford (01/12/22)
	1.000	(7-7)	Wofford at UNCG (01/10/22)
	1.000	(4-4)	VMI vs Furman (01/01/22)
	1.000	(3-3)	VMI vs Keystone (11/16/21)
	1.000	(3-3)	Furman at North Carolina (12/14/21)
	1.000	(3-3)	UNCG vs Furman (01/05/22)
Rebounds	63		Western Carolina vs Warren Wilson (12/01/21)
	62		The Citadel vs Morris (11/12/21)
	57		ETSU vs USC Upstate (11/18/21)
	54		VMI vs Keystone (11/16/21)
	54		Chattanooga vs Covenant (11/23/21)
	54		Samford at Alabama State (12/08/21)
Assists	34		Furman vs North Greenville (11/09/21)
	30		VMI vs Carlow (11/09/21)
	28		The Citadel vs St. Andrews (12/16/21)
	28		The Citadel vs Samford (02/05/22)
	26		VMI vs Keystone (11/16/21)
Steals	19		Samford vs Spring Hill (11/11/21)
	16		Furman at Mercer (01/29/22)
	15		Mercer vs Life (11/16/21)
	14		ETSU vs Lees-McRae (11/27/21)
	14		Mercer vs Milligan (11/27/21)
	14		Samford vs Mississippi College (11/30/21)
	14		Furman vs Col. of Charleston (12/03/21)
Blocked shots	9		Furman vs VMI (01/26/22)
	8		Samford vs Wofford (02/09/22)
	7		VMI at Presbyterian (11/12/21)
	7		Mercer vs Milligan (11/27/21)
	7		Mercer vs Georgia State (12/04/21)
	7		VMI vs Gardner-Webb (12/11/21)
	7		Mercer vs Troy (12/22/21)
	7		The Citadel at Western Carolina (01/05/22)
	7		Furman vs Mercer (01/08/22)
Turnovers	25		UNCG at Tennessee (12/11/21)
	24		Samford vs Spring Hill (11/11/21)
	23		Samford vs McNeese (11/27/21)
	22		Mercer vs Furman (01/29/22)
	21		Samford vs Belmont (12/05/21)
Fouls	27		UNCG vs Massachusetts (11/19/21)
	26		Wofford at Clemson (11/12/21)
	25		VMI at Wake Forest (12/14/21)
	24		Chattanooga at Murray State (12/18/21)
	24		Western Carolina at The Citadel (01/26/22)
	24		Mercer at VMI (02/10/22)

2021-22 Southern Conference
Conference Individual Highs
Through games of Feb 11, 2022 (All games)

INDIVIDUAL PLAYER GAME HIGHS

Points	41	Felipe Haase (Mercer) at Winthrop (11/13/21)
	37	Nicholas Robinson (Western Carolina) vs ETSU (02/02/22)
	36	Malachi Smith (Chattanooga) at Murray State (12/18/21)
	35	Hayden Brown (The Citadel) vs Samford (02/05/22)
	34	Jake Stephens (VMI) at Mercer (01/13/22)
Field goals made	14	Malachi Smith (Chattanooga) at Murray State (12/18/21)
	13	Felipe Haase (Mercer) at Winthrop (11/13/21)
	13	Jake Stephens (VMI) at Mercer (01/13/22)
	13	Nicholas Robinson (Western Carolina) vs ETSU (02/02/22)
	13	Hayden Brown (The Citadel) vs Samford (02/05/22)
	13	Ques Glover (Samford) at The Citadel (02/05/22)
Field goal attempts	26	Hayden Brown (The Citadel) vs South Carolina State (12/20/21)
	24	Ques Glover (Samford) vs Wofford (02/09/22)
	23	Nicholas Robinson (Western Carolina) vs ETSU (02/02/22)
	22	Jake Stephens (VMI) vs Gardner-Webb (12/11/21)
	21	Ledarrus Brewer (ETSU) vs VMI (01/05/22)
	21	Nicholas Robinson (Western Carolina) at Chattanooga (02/09/22)
Field goal percentage	.909 (10-11)	Avery Diggs (Chattanooga) at Mercer (02/07/22)
	.900 (9-10)	Shannon Grant (Mercer) vs Milligan (11/27/21)
	.889 (8-9)	Sam Godwin (Wofford) vs Bob Jones (11/09/21)
	.889 (8-9)	Marcus Banks (Western Carolina) at Charlotte (12/22/21)
	.846 (11-13)	Jake Stephens (VMI) at Wofford (12/29/21)
3-Pt FG made	9	Jason Roche (The Citadel) vs Samford (02/05/22)
	8	Jason Roche (The Citadel) at Pittsburgh (11/09/21)
	8	Alex Hunter (Furman) at Mississippi State (12/17/21)
	8	Jalen Johnson (Mercer) vs VMI (01/13/22)
	8	David Jean-Baptiste (Chattanooga) at Samford (02/02/22)
3-Pt FG attempts	15	Alex Hunter (Furman) at UNCG (01/05/22)
	15	Jason Roche (The Citadel) vs Samford (02/05/22)
	14	Jason Roche (The Citadel) at Pittsburgh (11/09/21)
	14	Kamdyn Curfman (VMI) at Marist (11/20/21)
	14	Kamdyn Curfman (VMI) at ETSU (01/05/22)
	14	Kamdyn Curfman (VMI) vs Western Carolina (02/04/22)
3-Pt percentage	1.000 (8-8)	Jalen Johnson (Mercer) vs VMI (01/13/22)
	1.000 (5-5)	Ryan Larson (Wofford) vs Bob Jones (11/09/21)
	1.000 (5-5)	A.J. Caldwell (Chattanooga) at UNC Asheville (12/08/21)
	.857 (6-7)	Jake Stephens (VMI) at Mercer (01/13/22)
	.857 (6-7)	Jaden Campbell (Samford) vs ETSU (01/15/22)
Free throws made	16	Malachi Smith (Chattanooga) at Western Carolina (01/12/22)
	13	Mike Bothwell (Furman) at Louisville (11/12/21)
	13	Jalen Slawson (Furman) vs Col. of Charleston (12/03/21)
	12	Ques Glover (Samford) vs North Carolina A&T (11/26/21)
	12	Bas Leyte (UNCG) vs Elon (11/30/21)
Free throw attempts	21	Malachi Smith (Chattanooga) at Western Carolina (01/12/22)
	18	Jalen Slawson (Furman) vs Col. of Charleston (12/03/21)
	15	Mike Bothwell (Furman) at Louisville (11/12/21)
	14	Hayden Brown (The Citadel) vs Mercer (01/17/22)
	13	Jalen White (UNCG) vs N.C. Wesleyan (11/24/21)
	13	Jermaine Marshall (Samford) vs Belmont (12/05/21)
	13	Hayden Brown (The Citadel) vs N.C. Central (12/06/21)
	13	Kamar Robertson (Mercer) vs Chattanooga (02/07/22)
Free throw percentage	1.000 (12-12)	Ques Glover (Samford) vs North Carolina A&T (11/26/21)
	1.000 (12-12)	Bas Leyte (UNCG) vs Elon (11/30/21)
	1.000 (11-11)	Ques Glover (Samford) vs McNeese (11/27/21)
	1.000 (8-8)	Jalen Johnson (Mercer) vs Middle Tennessee (11/24/21)

	1.000	(8-8)	Jalen Slawson (Furman) vs Mercer (01/08/22)
	1.000	(8-8)	Marcus Foster (Furman) vs Mercer (01/08/22)
	1.000	(8-8)	Jake Stephens (VMI) vs UNCG (01/08/22)
	1.000	(8-8)	James Glisson III (Mercer) vs VMI (01/13/22)
	1.000	(8-8)	Jermaine Marshall (Samford) at Western Carolina (01/29/22)
Rebounds	21		Jake Stephens (VMI) at The Citadel (01/15/22)
	17		Hayden Brown (The Citadel) at Presbyterian (11/15/21)
	16		Jake Stephens (VMI) vs Gardner-Webb (12/11/21)
	15		Stephen Clark (The Citadel) at South Carolina State (11/28/21)
	15		Vonterius Woolbright (Western Carolina) vs Tennessee Tech (12/08/21)
	15		Jake Stephens (VMI) at ETSU (01/05/22)
	15		Hayden Brown (The Citadel) vs UNCG (01/13/22)
Assists	12		Jalen Slawson (Furman) at Winthrop (12/07/21)
	10		David Sloan (ETSU) vs Western Carolina (01/10/22)
	10		David Sloan (ETSU) at Samford (01/15/22)
	10		Nicholas Robinson (Western Carolina) at VMI (02/04/22)
	9		Lewis Rowe (VMI) vs Carlow (11/09/21)
	9		Ques Glover (Samford) at Oregon State (11/18/21)
	9		Jake Stephens (VMI) vs Central Arkansas (11/25/21)
	9		David Sloan (ETSU) vs North Carolina A&T (12/14/21)
	9		Tyler Mofe (The Citadel) vs Samford (02/05/22)
Steals	6		Kamar Robertson (Mercer) vs Georgia Southern (12/11/21)
	6		Malachi Smith (Chattanooga) at VMI (01/22/22)
	6		Jaden Campbell (Samford) vs Wofford (02/09/22)
	5		Joe Anderson (Furman) vs Col. of Charleston (12/03/21)
	5		David Jean-Baptiste (Chattanooga) at Lipscomb (12/05/21)
	5		Jalen Slawson (Furman) at Mercer (01/29/22)
Blocked shots	6		Jake Stephens (VMI) at Presbyterian (11/12/21)
	6		Jake Stephens (VMI) vs Gardner-Webb (12/11/21)
	6		Stephen Clark (The Citadel) at Western Carolina (01/05/22)
	5		Jalen Slawson (Furman) at Belmont (11/15/21)
	5		Stephen Clark (The Citadel) vs N.C. Central (12/06/21)
	5		Stephen Clark (The Citadel) vs Mercer (01/17/22)
	5		Jalen Johnson (Mercer) at The Citadel (01/17/22)
	5		Ty Brewer (ETSU) at VMI (01/29/22)
Turnovers	9		Stephen Clark (The Citadel) vs Chattanooga (01/29/22)
	8		Wesley Cardet (Samford) vs Spring Hill (11/11/21)
	8		Ledarius Brewer (ETSU) vs North Carolina A&T (12/14/21)
	8		Jalen Slawson (Furman) at Mississippi State (12/17/21)
	7		Jordan King (ETSU) at Tennessee (11/14/21)
	7		Jalen Slawson (Furman) at Belmont (11/15/21)
	7		B.J. Mack (Wofford) at Gardner-Webb (12/08/21)
	7		David Sloan (ETSU) vs Wofford (01/08/22)
	7		Vonterius Woolbright (Western Carolina) at Samford (01/08/22)
	7		Max Klesmit (Wofford) at UNCG (01/10/22)

2021-22 Southern Conference
CONFERENCE BASKETBALL STATISTICS
Through games of Feb 11, 2022 (Conference games only)

SCORING OFFENSE	G	W-L	Pts	Avg/G
1. VMI	13	8-5	1029	79.2
2. The Citadel	12	4-8	918	76.5
3. Furman	13	9-4	985	75.8
4. Samford	12	5-7	888	74.0
5. Chattanooga	13	11-2	956	73.5
6. ETSU	13	5-8	952	73.2
7. Mercer	13	6-7	908	69.8
8. Wofford	13	6-7	901	69.3
9. Western Carolina	13	3-10	853	65.6
10. UNCG	13	7-6	850	65.4

SCORING DEFENSE	G	Pts	Avg/G
1. Furman	13	815	62.7
2. UNCG	13	838	64.5
3. Chattanooga	13	852	65.5
4. Wofford	13	879	67.6
5. Mercer	13	954	73.4
6. ETSU	13	983	75.6
7. Samford	12	923	76.9
8. Western Carolina	13	1000	76.9
9. VMI	13	1003	77.2
10. The Citadel	12	993	82.8

SCORING MARGIN	G	Offense	Defense	Margin
1. Furman	13	75.8	62.7	+13.1
2. Chattanooga	13	73.5	65.5	+8.0
3. VMI	13	79.2	77.2	+2.0
4. Wofford	13	69.3	67.6	+1.7
5. UNCG	13	65.4	64.5	+0.9
6. ETSU	13	73.2	75.6	-2.4
7. Samford	12	74.0	76.9	-2.9
8. Mercer	13	69.8	73.4	-3.5
9. The Citadel	12	76.5	82.8	-6.2
10. Western Carolina	13	65.6	76.9	-11.3

FREE THROW PCT	G	FTM	FTA	Pct.
1. Mercer	13	175	221	.792
2. Furman	13	126	160	.788
3. Wofford	13	125	161	.776
4. Chattanooga	13	160	212	.755
5. VMI	13	152	202	.752
6. Samford	12	146	195	.749
7. UNCG	13	126	171	.737
8. Western Carolina	13	165	232	.711
9. ETSU	13	121	173	.699
10. The Citadel	12	158	228	.693

FIELD GOAL PERCENTAGE	G	FGM	FGA	Pct.
1. VMI	13	359	736	.488
2. ETSU	13	351	762	.461
3. Chattanooga	13	344	749	.459
4. Wofford	13	322	705	.457
5. Mercer	13	313	693	.452
6. The Citadel	12	315	708	.445
7. Furman	13	347	784	.443
8. Samford	12	325	740	.439
9. UNCG	13	310	722	.429
10. Western Carolina	13	286	795	.360

FIELD GOAL PCT DEFENSE	G	FGM	FGA	Pct.
1. Chattanooga	13	303	728	.416
2. Furman	13	300	706	.425
3. VMI	13	352	825	.427
4. UNCG	13	278	647	.430
5. Wofford	13	308	695	.443
6. Western Carolina	13	351	776	.452
7. ETSU	13	356	787	.452
8. Samford	12	319	704	.453
9. Mercer	13	340	749	.454
10. The Citadel	12	365	777	.470

3-POINT FG PCT	G	3FGM	3FGA	Pct.
1. VMI	13	159	396	.402
2. ETSU	13	129	329	.392
3. Furman	13	165	438	.377
4. Wofford	13	132	354	.373
5. Mercer	13	107	294	.364
6. The Citadel	12	130	364	.357
7. Chattanooga	13	108	306	.353
8. UNCG	13	104	296	.351
9. Samford	12	92	308	.299
10. Western Carolina	13	116	421	.276

3-POINT FG PCT DEFENSE	G	3FGM	3FGA	Pct.
1. Chattanooga	13	93	313	.297
2. ETSU	13	140	419	.334
3. Furman	13	94	278	.338
4. Mercer	13	116	323	.359
5. UNCG	13	125	346	.361
6. VMI	13	153	423	.362
7. Wofford	13	131	362	.362
8. Samford	12	132	357	.370
9. Western Carolina	13	140	378	.370
10. The Citadel	12	118	307	.384

REBOUNDING OFFENSE	G	Rebounds	Avg/G
1. Western Carolina	13	476	36.6
2. Samford	12	422	35.2
3. Chattanooga	13	452	34.8
4. The Citadel	12	413	34.4
5. Furman	13	445	34.2
6. ETSU	13	436	33.5
7. VMI	13	433	33.3
8. Mercer	13	417	32.1
9. UNCG	13	414	31.8
10. Wofford	13	406	31.2

REBOUNDING DEFENSE	G	Rebounds	Avg/G
1. Wofford	13	364	28.0
2. UNCG	13	393	30.2
3. Chattanooga	13	420	32.3
4. Mercer	13	424	32.6
5. Furman	13	432	33.2
6. Samford	12	410	34.2
7. ETSU	13	452	34.8
8. VMI	13	465	35.8
9. The Citadel	12	444	37.0
10. Western Carolina	13	510	39.2

2021-22 Southern Conference
CONFERENCE BASKETBALL STATISTICS
Through games of Feb 11, 2022 (Conference games only)

REBOUNDING MARGIN		G	Team	Avg.	Opp.	Avg. Margin
1.	Wofford	13	406	31.2	364	28.0 +3.2
2.	Chattanooga	13	452	34.8	420	32.3 +2.5
3.	UNCG	13	414	31.8	393	30.2 +1.6
4.	Furman	13	445	34.2	432	33.2 +1.0
	Samford	12	422	35.2	410	34.2 +1.0
6.	Mercer	13	417	32.1	424	32.6 -0.5
7.	ETSU	13	436	33.5	452	34.8 -1.2
8.	VMI	13	433	33.3	465	35.8 -2.5
9.	The Citadel	12	413	34.4	444	37.0 -2.6
10.	Western Carolina	13	476	36.6	510	39.2 -2.6

BLOCKED SHOTS		G	No.	Avg/G
1.	Furman	13	54	4.2
2.	The Citadel	12	42	3.5
3.	Samford	12	38	3.2
4.	Mercer	13	41	3.2
5.	ETSU	13	35	2.7
6.	Western Carolina	13	34	2.6
7.	VMI	13	33	2.5
8.	Chattanooga	13	29	2.2
9.	UNCG	13	20	1.5
10.	Wofford	13	17	1.3

ASSISTS		G	No.	Avg/G
1.	Furman	13	226	17.4
2.	VMI	13	210	16.2
3.	Mercer	13	195	15.0
4.	The Citadel	12	177	14.8
5.	ETSU	13	179	13.8
6.	Wofford	13	175	13.5
7.	Samford	12	152	12.7
8.	Chattanooga	13	164	12.6
	UNCG	13	164	12.6
10.	Western Carolina	13	145	11.2

STEALS		G	No.	Avg/G
1.	Furman	13	121	9.3
2.	UNCG	13	107	8.2
3.	Samford	12	96	8.0
4.	Chattanooga	13	98	7.5
5.	Wofford	13	72	5.5
6.	ETSU	13	71	5.5
7.	Western Carolina	13	70	5.4
8.	The Citadel	12	55	4.6
9.	VMI	13	57	4.4
10.	Mercer	13	55	4.2

TURNOVER MARGIN		G	Team	Avg.	Opp.	Avg. Margin
1.	Furman	13	124	9.5	180	13.8 +4.3
2.	UNCG	13	147	11.3	181	13.9 +2.6
3.	Samford	12	144	12.0	158	13.2 +1.2
4.	Chattanooga	13	145	11.2	157	12.1 +0.9
5.	ETSU	13	125	9.6	122	9.4 -0.2
6.	Wofford	13	155	11.9	151	11.6 -0.3
7.	Western Carolina	13	155	11.9	139	10.7 -1.2
8.	VMI	13	146	11.2	121	9.3 -1.9
9.	The Citadel	12	150	12.5	122	10.2 -2.3
10.	Mercer	13	168	12.9	128	9.8 -3.1

ASSIST/TURNOVER RATIO		G	Ast.	Avg.	T/O	Avg.	Ratio
1.	Furman	13	226	17.4	124	9.5	1.8
2.	VMI	13	210	16.2	146	11.2	1.4
3.	ETSU	13	179	13.8	125	9.6	1.4
4.	The Citadel	12	177	14.8	150	12.5	1.2
5.	Mercer	13	195	15.0	168	12.9	1.2
6.	Chattanooga	13	164	12.6	145	11.2	1.1
7.	Wofford	13	175	13.5	155	11.9	1.1
8.	UNCG	13	164	12.6	147	11.3	1.1
9.	Samford	12	152	12.7	144	12.0	1.1
10.	Western Carolina	13	145	11.2	155	11.9	0.9

OFFENSIVE REBOUNDS		G	No.	Avg/G
1.	Western Carolina	13	153	11.8
2.	Furman	13	131	10.1
3.	Samford	12	119	9.9
4.	UNCG	13	128	9.8
5.	Chattanooga	13	121	9.3
6.	ETSU	13	118	9.1
7.	The Citadel	12	100	8.3
8.	Wofford	13	101	7.8
9.	Mercer	13	93	7.2
10.	VMI	13	85	6.5

DEFENSIVE REBOUNDS		G	No.	Avg/G
1.	VMI	13	348	26.8
2.	The Citadel	12	313	26.1
3.	Chattanooga	13	331	25.5
4.	Samford	12	303	25.3
5.	Mercer	13	324	24.9
6.	Western Carolina	13	323	24.8
7.	ETSU	13	318	24.5
8.	Furman	13	314	24.2
9.	Wofford	13	305	23.5
10.	UNCG	13	286	22.0

DEFENSIVE REB PCT.		G	D-Reb	Opp. OR	D-Reb%
1.	Wofford	13	305	85	.782
2.	UNCG	13	286	96	.749
3.	Mercer	13	324	112	.743
4.	Samford	12	303	105	.743
5.	Chattanooga	13	331	116	.740
6.	Furman	13	314	115	.732
7.	The Citadel	12	313	115	.731
8.	Western Carolina	13	323	124	.723
9.	VMI	13	348	145	.706
10.	ETSU	13	318	136	.700

OFFENSIVE REB PCT.		G	O-Reb	Opp. DR	O-Reb%
1.	UNCG	13	128	297	.301
2.	Furman	13	131	317	.292
3.	Chattanooga	13	121	304	.285
4.	Western Carolina	13	153	386	.284
5.	Samford	12	119	305	.281
6.	ETSU	13	118	316	.272
7.	Wofford	13	101	279	.266
8.	The Citadel	12	100	329	.233
9.	Mercer	13	93	312	.230
10.	VMI	13	85	320	.210

2021-22 Southern Conference
CONFERENCE BASKETBALL STATISTICS
Through games of Feb 11, 2022 (Conference games only)

3-POINT FG MADE	G	No.	Avg/G
1. Furman	13	165	12.7
2. VMI	13	159	12.2
3. The Citadel	12	130	10.8
4. Wofford	13	132	10.2
5. ETSU	13	129	9.9
6. Western Carolina	13	116	8.9
7. Chattanooga	13	108	8.3
8. Mercer	13	107	8.2
9. UNCG	13	104	8.0
10. Samford	12	92	7.7

2021-22 Southern Conference
CONFERENCE BASKETBALL STATISTICS
Through games of Feb 11, 2022 (Conference games only)

Team	Conference	Pct.	PF	PA	Overall	Pct.	PF	PA	Current unbeaten streak
Chattanooga	11-2	.846	73.5	65.5	11-2	.846	73.5	65.5	VMI -- 4
Furman	9-4	.692	75.8	62.7	9-4	.692	75.8	62.7	Chattanooga -- 3
VMI	8-5	.615	79.2	77.2	8-5	.615	79.2	77.2	UNCG -- 3
UNCG	7-6	.538	65.4	64.5	7-6	.538	65.4	64.5	ETSU -- 1
Mercer	6-7	.462	69.8	73.4	6-7	.462	69.8	73.4	Samford -- 1
Wofford	6-7	.462	69.3	67.6	6-7	.462	69.3	67.6	
Samford	5-7	.417	74.0	76.9	5-7	.417	74.0	76.9	
ETSU	5-8	.385	73.2	75.6	5-8	.385	73.2	75.6	
The Citadel	4-8	.333	76.5	82.8	4-8	.333	76.5	82.8	
Western Carolina	3-10	.231	65.6	76.9	3-10	.231	65.6	76.9	

TEAM SUMMARIES	G	PF-PA	Avg score	Margin	FG-FGA	Pct.	3FG-FGA	Pct.	FT-FTA	Pct.	RebF	RebA	Margin
Chattanooga	13	956-852	73.5-65.5	+8.0	344-749	.459	108-306	.353	160-212	.755	452	420	+2.5
ETSU	13	952-983	73.2-75.6	-2.4	351-762	.461	129-329	.392	121-173	.699	436	452	-1.2
Furman	13	985-815	75.8-62.7	+13.1	347-784	.443	165-438	.377	126-160	.788	445	432	+1.0
Mercer	13	908-954	69.8-73.4	-3.5	313-693	.452	107-294	.364	175-221	.792	417	424	-0.5
Samford	12	888-923	74.0-76.9	-2.9	325-740	.439	92-308	.299	146-195	.749	422	410	+1.0
The Citadel	12	918-993	76.5-82.8	-6.2	315-708	.445	130-364	.357	158-228	.693	413	444	-2.6
UNCG	13	850-838	65.4-64.5	+0.9	310-722	.429	104-296	.351	126-171	.737	414	393	+1.6
VMI	13	1029-1003	79.2-77.2	+2.0	359-736	.488	159-396	.402	152-202	.752	433	465	-2.5
Western Carolina	13	853-1000	65.6-76.9	-11.3	286-795	.360	116-421	.276	165-232	.711	476	510	-2.6
Wofford	13	901-879	69.3-67.6	+1.7	322-705	.457	132-354	.373	125-161	.776	406	364	+3.2

ATTENDANCE	Home	Average	Away	Average	Neutral	Average	Total	Average
Chattanooga	6-18447	3074	7-12129	1733	0-0	0	13-30576	2352
ETSU	7-23603	3372	6-9960	1660	0-0	0	13-33563	2582
Furman	7-14490	2070	6-16547	2758	0-0	0	13-31037	2387
Mercer	7-15476	2211	6-12515	2086	0-0	0	13-27991	2153
Samford	5-5435	1087	7-9399	1343	0-0	0	12-14834	1236
The Citadel	6-6528	1088	6-11033	1839	0-0	0	12-17561	1463
UNCG	6-9163	1527	7-13648	1950	0-0	0	13-22811	1755
VMI	7-10461	1494	6-9854	1642	0-0	0	13-20315	1563
Western Carolina	6-9247	1541	7-13655	1951	0-0	0	13-22902	1762
Wofford	7-9396	1342	6-13506	2251	0-0	0	13-22902	1762
Totals	64-122246	1910	64-122246	1910	0-0	0	128-244492	1910

2021-22 Southern Conference
INDIVIDUAL BASKETBALL STATISTICS
Through games of Feb 11, 2022 (Conference games only)

To be ranked, a player must appear in at least 75.0% of their team's games.

SCORING								REBOUNDING							
	Cl	G	FG	3FG	FT	Pts	Avg/G		Cl	G	Off	Def	Total	Avg/G	
1. Jake Stephens-VMI	Sr	13	100	35	49	284	21.8	1. Jake Stephens-VMI	Sr	13	22	108	130	10.0	
2. Malachi Smith-UTC	So	13	92	25	58	267	20.5	2. Hayden Brown-CIT	Sr	11	22	69	91	8.3	
3. Hayden Brown-CIT	Sr	11	68	14	48	198	18.0	3. Nicholas Robinson-WCU	Sr	13	25	69	94	7.2	
4. Ques Glover-SAM	So	11	76	7	35	194	17.6	4. Jalen Slawson-FUR	Sr	13	17	72	89	6.8	
5. B.J. Mack-WOF	Jr	13	86	19	36	227	17.5	5. Ty Brewer-ETSU	Sr	13	25	63	88	6.8	
6. Jordan King-ETSU	Jr	13	74	45	23	216	16.6	6. Bas Leyte-UNCG	Jr	13	36	50	86	6.6	
7. Ledarrius Brewer-ETSU	Sr	13	77	33	22	209	16.1	7. Malachi Smith-UTC	So	13	20	62	82	6.3	
8. Mike Bothwell-FUR	Sr	13	74	24	35	207	15.9	8. Stephen Clark-CIT	Jr	12	16	59	75	6.3	
9. Nicholas Robinson-WCU	Sr	13	68	18	52	206	15.8	9. Felipe Haase-MER	Sr	13	12	67	79	6.1	
10. Jason Roche-CIT	Fr	12	57	51	20	185	15.4	10. Isaiah Bigelow-WOF	Jr	12	17	55	72	6.0	
11. David Jean-Baptiste-UTC	Sr	11	59	31	20	169	15.4	Jermaine Marshall-SAM	Sr	9	18	36	54	6.0	
12. Kamdyn Curfman-VMI	Jr	13	65	46	18	194	14.9	12. Sean Conway-VMI	Jr	13	17	57	74	5.7	
13. Jalen Johnson-MER	Sr	12	58	33	26	175	14.6	B.J. Mack-WOF	Jr	13	29	45	74	5.7	
14. Felipe Haase-MER	Sr	13	57	24	46	184	14.2	14. Marcus Foster-FUR	So	13	24	46	70	5.4	
15. Trey Bonham-VMI	So	13	62	15	44	183	14.1	15. Wesley Cardet-SAM	Fr	12	19	45	64	5.3	
16. Max Klesmit-WOF	So	12	57	28	24	166	13.8	16. De'Monte Buckingham-UNCG	Sr	12	16	47	63	5.3	
17. Jalen Slawson-FUR	Sr	13	62	20	35	179	13.8	17. James Glisson III-MER	Jr	13	10	57	67	5.2	
18. De'Monte Buckingham-UNCG	Sr	12	59	31	16	165	13.8	18. Ledarrius Brewer-ETSU	Sr	13	11	54	65	5.0	
19. David Sloan-ETSU	Sr	13	67	25	14	173	13.3	19. Darius Banks-UTC	Sr	13	19	44	63	4.8	
20. Logan Dye-SAM	Jr	12	59	8	19	145	12.1	20. Mohammed Abdulsalam-UNCG	Sr	13	22	40	62	4.8	
Stephen Clark-CIT	Jr	12	62	3	18	145	12.1								
22. Honor Huff-VMI	Fr	13	54	23	23	154	11.8								
23. James Glisson III-MER	Jr	13	54	17	26	151	11.6								
24. Jermaine Marshall-SAM	Sr	9	36	6	26	104	11.6								
25. Ty Brewer-ETSU	Sr	13	56	12	22	146	11.2								
26. Jaden Campbell-SAM	So	12	43	23	17	126	10.5								
Kaleb Hunter-UNCG	Sr	12	40	23	23	126	10.5								
Conley Garrison-FUR	Sr	12	42	29	13	126	10.5								
29. Kamar Robertson-MER	Jr	11	38	5	34	115	10.5								
30. Isaiah Bigelow-WOF	Jr	12	42	22	18	124	10.3								

FIELD GOAL PCT						ASSISTS				
	Cl	G	FGM	FGA	Pct.		Cl	G	No.	Avg/G
1. Jake Stephens-VMI	Sr	13	100	167	.599	1. David Sloan-ETSU	Sr	13	77	5.9
2. Stephen Clark-CIT	Jr	12	62	106	.585	2. Trey Bonham-VMI	So	13	58	4.5
3. B.J. Mack-WOF	Jr	13	86	157	.548	3. Ques Glover-SAM	So	11	48	4.4
4. Hayden Brown-CIT	Sr	11	68	137	.496	4. Jalen Slawson-FUR	Sr	13	49	3.8
5. Mike Bothwell-FUR	Sr	13	74	152	.487	Nicholas Robinson-WCU	Sr	13	49	3.8
6. Malachi Smith-UTC	So	13	92	199	.462	6. Felipe Haase-MER	Sr	13	48	3.7
7. Ques Glover-SAM	So	11	76	168	.452	Jake Stephens-VMI	Sr	13	48	3.7
8. Jordan King-ETSU	Jr	13	74	165	.448	8. Ryan Larson-WOF	Sr	13	45	3.5
9. David Sloan-ETSU	Sr	13	67	154	.435	9. Stephen Clark-CIT	Jr	12	41	3.4
10. David Jean-Baptiste-UTC	Sr	11	59	138	.428	10. Tyler Moffe-CIT	Sr	12	39	3.3
11. Ledarrius Brewer-ETSU	Sr	13	77	184	.418	11. Mike Bothwell-FUR	Sr	13	42	3.2
12. Kamdyn Curfman-VMI	Jr	13	65	160	.406	Kobe Langley-UNCG	Jr	13	42	3.2
13. Nicholas Robinson-WCU	Sr	13	68	181	.376	13. Shawn Walker Jr. -MER	Jr	13	39	3.0
						14. Alex Hunter-FUR	Sr	13	37	2.8
						15. Keyshaun Langley-UNCG	Jr	13	35	2.7
						Malachi Smith-UTC	So	13	35	2.7

2021-22 Southern Conference
INDIVIDUAL BASKETBALL STATISTICS
Through games of Feb 11, 2022 (Conference games only)

FREE THROW PCT					
	Cl	G	FTM	FTA	Pct.
1. Felipe Haase-MER	Sr	13	46	51	.902
2. B.J. Mack-WOF	Jr	13	36	41	.878
3. Mike Bothwell-FUR	Sr	13	35	40	.875
Jalen Slawson-FUR	Sr	13	35	40	.875
5. Nicholas Robinson-WCU	Sr	13	52	63	.825
6. Malachi Smith-UTC	So	13	58	72	.806
7. Ques Glover-SAM	So	11	35	44	.795
8. Kamar Robertson-MER	Jr	11	34	43	.791
9. Trey Bonham-VMI	So	13	44	56	.786
10. Jake Stephens-VMI	Sr	13	49	64	.766
11. Jermaine Marshall-SAM	Sr	9	26	35	.743
12. Hayden Brown-CIT	Sr	11	48	74	.649

STEALS			
	Cl	G	No. Avg/G
1. Malachi Smith-UTC	So	13	30 2.3
2. Jaden Campbell-SAM	So	12	25 2.1
3. Jalen Slawson-FUR	Sr	13	26 2.0
Kobe Langley-UNCG	Jr	13	26 2.0
5. David Sloan-ETSU	Sr	13	24 1.8
6. Keyshaun Langley-UNCG	Jr	13	21 1.6
7. Ques Glover-SAM	So	11	17 1.5
8. Darius Banks-UTC	Sr	13	20 1.5
Nicholas Robinson-WCU	Sr	13	20 1.5
10. Conley Garrison-FUR	Sr	12	18 1.5
11. Ryan Larson-WOF	Sr	13	19 1.5
12. Alex Hunter-FUR	Sr	13	18 1.4
Trey Bonham-VMI	So	13	18 1.4
14. De'Monte Buckingham-UNCG	Sr	12	15 1.3
15. Jermaine Marshall-SAM	Sr	9	11 1.2

3-POINT FG PCT					
	Cl	G	3FG	FGA	Pct.
1. Jake Stephens-VMI	Sr	13	35	71	.493
2. Joe Anderson-FUR	So	13	24	49	.490
3. Kaleb Hunter-UNCG	Sr	12	23	48	.479
4. A.J. Caldwell-UTC	Jr	13	22	47	.468
5. Conley Garrison-FUR	Sr	12	29	64	.453
6. Jason Roche-CIT	Fr	12	51	116	.440
7. Jordan King-ETSU	Jr	13	45	103	.437
8. De'Monte Buckingham-UNCG	Sr	12	31	71	.437
9. Honor Huff-VMI	Fr	13	23	55	.418
10. Jalen Johnson-MER	Sr	12	33	79	.418
11. Jaden Campbell-SAM	So	12	23	57	.404
12. Ryan Larson-WOF	Sr	13	29	72	.403
13. Ledarrius Brewer-ETSU	Sr	13	33	83	.398
14. David Sloan-ETSU	Sr	13	25	63	.397
15. Kamdyn Curfman-VMI	Jr	13	46	120	.383

3-POINT FG MADE			
	Cl	G	3FG Avg/G
1. Jason Roche-CIT	Fr	12	51 4.3
2. Kamdyn Curfman-VMI	Jr	13	46 3.5
3. Jordan King-ETSU	Jr	13	45 3.5
4. David Jean-Baptiste-UTC	Sr	11	31 2.8
5. Jalen Johnson-MER	Sr	12	33 2.8
6. Jake Stephens-VMI	Sr	13	35 2.7
7. Alex Hunter-FUR	Sr	13	34 2.6
8. De'Monte Buckingham-UNCG	Sr	12	31 2.6
9. Ledarrius Brewer-ETSU	Sr	13	33 2.5
10. Conley Garrison-FUR	Sr	12	29 2.4
11. Max Klesmit-WOF	So	12	28 2.3
12. Ryan Larson-WOF	Sr	13	29 2.2
13. Rudy Fitzgibbons III-CIT	Jr	12	25 2.1
14. Joe Petrakis-WCU	Jr	13	26 2.0
15. David Sloan-ETSU	Sr	13	25 1.9
Malachi Smith-UTC	So	13	25 1.9

BLOCKED SHOTS				
	Cl	G	No.	Avg/G
1. Stephen Clark-CIT	Jr	12	29	2.4
2. Jake Stephens-VMI	Sr	13	25	1.9
3. Jalen Slawson-FUR	Sr	13	21	1.6
4. Jalen Johnson-MER	Sr	12	19	1.6
5. Ty Brewer-ETSU	Sr	13	15	1.2
6. Logan Dye-SAM	Jr	12	10	0.8
7. James Glisson III-MER	Jr	13	10	0.8
8. Jacob Tryon-SAM	Sr	12	9	0.8
9. Wesley Cardet-SAM	Fr	12	8	0.7
10. Joe Petrakis-WCU	Jr	13	8	0.6
11. Marlow Gilmore-WCU	Jr	12	7	0.6
12. Marcus Foster-FUR	So	13	7	0.5
Bas Leyte-UNCG	Jr	13	7	0.5
Nicholas Robinson-WCU	Sr	13	7	0.5
Jaden Seymour-ETSU	So	13	7	0.5
Mike Bothwell-FUR	Sr	13	7	0.5

ASSIST/TURNOVER RATIO				
	Cl	G	Ast.	T/O Ratio
1. David Sloan-ETSU	Sr	13	77	26 3.0
2. Trey Bonham-VMI	So	13	58	22 2.6
3. Ryan Larson-WOF	Sr	13	45	20 2.3
4. Jalen Slawson-FUR	Sr	13	49	24 2.0
5. Felipe Haase-MER	Sr	13	48	24 2.0
Kobe Langley-UNCG	Jr	13	42	21 2.0
7. Shawn Walker Jr.-MER	Jr	13	39	21 1.9
8. Ques Glover-SAM	So	11	48	26 1.8
9. Tyler Moffe-CIT	Sr	12	39	23 1.7
10. Mike Bothwell-FUR	Sr	13	42	26 1.6
11. Jake Stephens-VMI	Sr	13	48	35 1.4
12. Nicholas Robinson-WCU	Sr	13	49	36 1.4
13. Stephen Clark-CIT	Jr	12	41	36 1.1

2021-22 Southern Conference
INDIVIDUAL BASKETBALL STATISTICS
Through games of Feb 11, 2022 (Conference games only)

OFFENSIVE REBOUNDS			
	Cl	G	No. Avg/G
1. Bas Leyte-UNCG	Jr	13	36 2.8
2. B.J. Mack-WOF	Jr	13	29 2.2
3. Hayden Brown-CIT	Sr	11	22 2.0
Jermaine Marshall-SAM	Sr	9	18 2.0
5. Ty Brewer-ETSU	Sr	13	25 1.9
Nicholas Robinson-WCU	Sr	13	25 1.9
7. Conley Garrison-FUR	Sr	12	23 1.9
8. Marcus Foster-FUR	So	13	24 1.8
9. Mohab Yasser-ETSU	Fr	13	23 1.8
10. Jake Stephens-VMI	Sr	13	22 1.7
Mohammed Abdulsalam-UNCG	Sr	13	22 1.7
12. Wesley Cardet-SAM	Fr	12	19 1.6
Logan Dye-SAM	Jr	12	19 1.6
14. Jaden Seymour-ETSU	So	13	20 1.5
Malachi Smith-UTC	So	13	20 1.5

DEFENSIVE REBOUNDS			
	Cl	G	No. Avg/G
1. Jake Stephens-VMI	Sr	13	108 8.3
2. Hayden Brown-CIT	Sr	11	69 6.3
3. Jalen Slawson-FUR	Sr	13	72 5.5
4. Nicholas Robinson-WCU	Sr	13	69 5.3
5. Felipe Haase-MER	Sr	13	67 5.2
6. Stephen Clark-CIT	Jr	12	59 4.9
7. Ty Brewer-ETSU	Sr	13	63 4.8
8. Malachi Smith-UTC	So	13	62 4.8
9. Isaiah Bigelow-WOF	Jr	12	55 4.6
10. Sean Conway-VMI	Jr	13	57 4.4
James Glisson III-MER	Jr	13	57 4.4
12. Ledarrius Brewer-ETSU	Sr	13	54 4.2
13. Ryan Larson-WOF	Sr	13	53 4.1
14. Jermaine Marshall-SAM	Sr	9	36 4.0
15. De'Monte Buckingham-UNCG	Sr	12	47 3.9

MINUTES PLAYED			
	Cl	G	No. Avg/G
1. Kamdyn Curfman-VMI	Jr	13	483 37.2
2. Jason Roche-CIT	Fr	12	445 37.1
3. Jake Stephens-VMI	Sr	13	475 36.5
4. Nicholas Robinson-WCU	Sr	13	472 36.3
5. Malachi Smith-UTC	So	13	471 36.2
6. Felipe Haase-MER	Sr	13	444 34.2
7. David Jean-Baptiste-UTC	Sr	11	375 34.1
8. Darius Banks-UTC	Sr	13	439 33.8
9. Ryan Larson-WOF	Sr	13	438 33.7
10. Jordan King-ETSU	Jr	13	433 33.3

2021-22 Southern Conference
Conference Team Highs
Through games of Feb 11, 2022 (Conference games only)

TEAM HIGHS (highest totals made by)

Points	107	The Citadel vs Samford (02/05/22)
	102	Furman vs The Citadel (02/02/22)
	99	VMI vs Samford (01/20/22)
	97	Mercer vs VMI (01/13/22)
	94	Western Carolina vs The Citadel (01/05/22)
Margin	38 (88-50)	Furman vs Western Carolina (01/19/22)
	32 (81-49)	Furman vs Samford (12/29/21)
	30 (82-52)	Chattanooga vs ETSU (12/30/21)
	30 (80-50)	Furman at Mercer (01/29/22)
	25 (85-60)	Samford vs Western Carolina (01/08/22)
Field goals made	25 (75-50)	Furman at Wofford (01/22/22)
	39	Furman vs The Citadel (02/02/22)
	38	Samford at The Citadel (02/05/22)
	38	The Citadel vs Samford (02/05/22)
	35	Chattanooga vs The Citadel (01/08/22)
Field goal attempts	35	UNCG vs The Citadel (02/10/22)
	77	ETSU vs VMI (01/05/22)
	77	Samford at Mercer (01/05/22)
	75	Western Carolina vs The Citadel (01/05/22)
	72	Western Carolina at ETSU (01/10/22)
Field goal percentage	71	ETSU vs The Citadel (01/22/22)
	71	Furman vs The Citadel (02/02/22)
	.667 (26-39)	VMI at UNCG (02/02/22)
	.623 (33-53)	Wofford vs Samford (01/12/22)
	.594 (38-64)	Samford at The Citadel (02/05/22)
3-Pt FG made	.594 (38-64)	The Citadel vs Samford (02/05/22)
	.587 (27-46)	Wofford vs UNCG (01/29/22)
	21	Furman vs Western Carolina (01/19/22)
	19	VMI vs Samford (01/20/22)
	18	Furman at Wofford (01/22/22)
3-Pt FG attempts	17	The Citadel at Western Carolina (01/05/22)
	17	Mercer vs VMI (01/13/22)
	17	The Citadel vs Samford (02/05/22)
	48	Western Carolina at VMI (02/04/22)
	45	Western Carolina vs ETSU (02/02/22)
3-Pt percentage	44	Furman vs Western Carolina (01/19/22)
	42	VMI at ETSU (01/05/22)
	41	Western Carolina vs The Citadel (01/05/22)
	41	Western Carolina at ETSU (01/10/22)
	41	Furman vs VMI (01/26/22)
Free throws made	.632 (12-19)	VMI at UNCG (02/02/22)
	.586 (17-29)	Mercer vs VMI (01/13/22)
	.577 (15-26)	ETSU at Western Carolina (02/02/22)
	.552 (16-29)	Wofford vs UNCG (01/29/22)
	.528 (19-36)	VMI vs Samford (01/20/22)
Free throw attempts	24	Mercer vs VMI (01/13/22)
	23	Western Carolina vs The Citadel (01/05/22)
	23	Furman vs Mercer (01/08/22)
	22	Samford at Western Carolina (01/29/22)
	22	The Citadel at UNCG (02/10/22)
	31	The Citadel at UNCG (02/10/22)
	30	Western Carolina vs The Citadel (01/05/22)
	29	Chattanooga at Western Carolina (01/12/22)
	27	Western Carolina vs Chattanooga (01/12/22)
	27	VMI at The Citadel (01/15/22)

	27	Samford vs Chattanooga (02/02/22)
Free throw percentage	1.000 (12-12)	Samford at VMI (01/20/22)
	1.000 (11-11)	Wofford at Chattanooga (01/26/22)
	1.000 (10-10)	VMI vs UNCG (01/08/22)
	1.000 (8-8)	Samford at Wofford (01/12/22)
	1.000 (7-7)	Wofford at UNCG (01/10/22)
	1.000 (4-4)	VMI vs Furman (01/01/22)
	1.000 (3-3)	UNCG vs Furman (01/05/22)
Rebounds	50	Furman vs Samford (12/29/21)
	50	ETSU vs VMI (01/05/22)
	47	Chattanooga vs ETSU (12/30/21)
	47	Furman vs VMI (01/26/22)
	46	Samford vs Western Carolina (01/08/22)
Assists	28	The Citadel vs Samford (02/05/22)
	25	Furman vs Western Carolina (01/19/22)
	25	VMI vs Samford (01/20/22)
	24	Mercer vs Samford (01/05/22)
	22	ETSU vs Western Carolina (01/10/22)
	22	Wofford vs UNCG (01/29/22)
	22	Furman vs The Citadel (02/02/22)
Steals	16	Furman at Mercer (01/29/22)
	12	Furman vs Samford (12/29/21)
	12	Samford at Furman (12/29/21)
	12	Furman at UNCG (01/05/22)
	12	UNCG at VMI (01/08/22)
	12	The Citadel vs Mercer (01/17/22)
	12	Furman vs The Citadel (02/02/22)
Blocked shots	9	Furman vs VMI (01/26/22)
	8	Samford vs Wofford (02/09/22)
	7	The Citadel at Western Carolina (01/05/22)
	7	Furman vs Mercer (01/08/22)
	6	The Citadel vs Mercer (01/17/22)
	6	Mercer at The Citadel (01/17/22)
	6	Furman at Wofford (01/22/22)
	6	The Citadel vs Western Carolina (01/26/22)
	6	ETSU at VMI (01/29/22)
	6	Samford vs Chattanooga (02/02/22)
Turnovers	22	Mercer vs Furman (01/29/22)
	19	Wofford at UNCG (01/10/22)
	19	Mercer at Samford (01/26/22)
	18	Western Carolina at Samford (01/08/22)
	18	The Citadel at Chattanooga (01/08/22)
	18	The Citadel vs Chattanooga (01/29/22)
	18	Chattanooga at Samford (02/02/22)
	18	Wofford at Samford (02/09/22)
Fouls	24	Western Carolina at The Citadel (01/26/22)
	24	Mercer at VMI (02/10/22)
	22	The Citadel at Western Carolina (01/05/22)
	22	Chattanooga at Western Carolina (01/12/22)
	22	Wofford at Western Carolina (01/15/22)

2021-22 Southern Conference
Conference Individual Highs
Through games of Feb 11, 2022 (Conference games only)

INDIVIDUAL PLAYER GAME HIGHS

Points	37	Nicholas Robinson (Western Carolina) vs ETSU (02/02/22)
	35	Hayden Brown (The Citadel) vs Samford (02/05/22)
	34	Jake Stephens (VMI) at Mercer (01/13/22)
	33	Malachi Smith (Chattanooga) at Western Carolina (01/12/22)
	32	Jordan King (ETSU) at Western Carolina (02/02/22)
Field goals made	13	Jake Stephens (VMI) at Mercer (01/13/22)
	13	Nicholas Robinson (Western Carolina) vs ETSU (02/02/22)
	13	Hayden Brown (The Citadel) vs Samford (02/05/22)
	13	Ques Glover (Samford) at The Citadel (02/05/22)
	12	Hayden Brown (The Citadel) at ETSU (01/22/22)
Field goal attempts	24	Ques Glover (Samford) vs Wofford (02/09/22)
	23	Nicholas Robinson (Western Carolina) vs ETSU (02/02/22)
	21	Ledarrus Brewer (ETSU) vs VMI (01/05/22)
	21	Nicholas Robinson (Western Carolina) at Chattanooga (02/09/22)
	20	Ques Glover (Samford) at Mercer (01/05/22)
	20	Malachi Smith (Chattanooga) vs The Citadel (01/08/22)
	20	Jake Stephens (VMI) at Mercer (01/13/22)
	20	Ledarrus Brewer (ETSU) vs The Citadel (01/22/22)
	20	Malachi Smith (Chattanooga) at The Citadel (01/29/22)
	20	Ledarrus Brewer (ETSU) at VMI (01/29/22)
	20	David Jean-Baptiste (Chattanooga) at Samford (02/02/22)
	20	Nicholas Robinson (Western Carolina) at VMI (02/04/22)
	20	Hayden Brown (The Citadel) at UNCG (02/10/22)
Field goal percentage	.909 (10-11)	Avery Diggs (Chattanooga) at Mercer (02/07/22)
	.846 (11-13)	Jake Stephens (VMI) at Wofford (12/29/21)
	.800 (8-10)	Conley Garrison (Furman) vs ETSU (01/12/22)
	.800 (8-10)	Josh Ayeni (Chattanooga) vs Mercer (02/05/22)
	.786 (11-14)	Jalen Johnson (Mercer) vs VMI (01/13/22)
3-Pt FG made	9	Jason Roche (The Citadel) vs Samford (02/05/22)
	8	Jalen Johnson (Mercer) vs VMI (01/13/22)
	8	David Jean-Baptiste (Chattanooga) at Samford (02/02/22)
	7	Jordan King (ETSU) at VMI (01/29/22)
	7	Jason Roche (The Citadel) at Furman (02/02/22)
	7	Jordan King (ETSU) at Western Carolina (02/02/22)
3-Pt FG attempts	15	Alex Hunter (Furman) at UNCG (01/05/22)
	15	Jason Roche (The Citadel) vs Samford (02/05/22)
	14	Kamdyn Curfman (VMI) at ETSU (01/05/22)
	14	Kamdyn Curfman (VMI) vs Western Carolina (02/04/22)
	13	Jason Roche (The Citadel) vs VMI (01/15/22)
	13	David Jean-Baptiste (Chattanooga) at Samford (02/02/22)
3-Pt percentage	1.000 (8-8)	Jalen Johnson (Mercer) vs VMI (01/13/22)
	.857 (6-7)	Jake Stephens (VMI) at Mercer (01/13/22)
	.857 (6-7)	Jaden Campbell (Samford) vs ETSU (01/15/22)
	.833 (5-6)	Joe Anderson (Furman) vs Mercer (01/08/22)
	.714 (5-7)	Ledarrus Brewer (ETSU) at Samford (01/15/22)
	.714 (5-7)	Honor Huff (VMI) vs Samford (01/20/22)
	.714 (5-7)	De'Monte Buckingham (UNCG) at ETSU (01/26/22)
	.714 (5-7)	James Glisson III (Mercer) at VMI (02/10/22)
Free throws made	16	Malachi Smith (Chattanooga) at Western Carolina (01/12/22)
	11	Felipe Haase (Mercer) vs VMI (01/13/22)
	11	Hayden Brown (The Citadel) vs Mercer (01/17/22)
	10	Felipe Haase (Mercer) vs Samford (01/05/22)
	10	Kamar Robertson (Mercer) vs Chattanooga (02/07/22)
Free throw attempts	21	Malachi Smith (Chattanooga) at Western Carolina (01/12/22)
	14	Hayden Brown (The Citadel) vs Mercer (01/17/22)

		13	Kamar Robertson (Mercer) vs Chattanooga (02/07/22)
		12	Vonterius Woolbright (Western Carolina) vs Chattanooga (01/12/22)
		12	Felipe Haase (Mercer) vs VMI (01/13/22)
		12	Hayden Brown (The Citadel) vs Western Carolina (01/26/22)
		12	Jake Stephens (VMI) vs Mercer (02/10/22)
Free throw percentage	1.000	(8-8)	Jalen Slawson (Furman) vs Mercer (01/08/22)
	1.000	(8-8)	Marcus Foster (Furman) vs Mercer (01/08/22)
	1.000	(8-8)	Jake Stephens (VMI) vs UNCG (01/08/22)
	1.000	(8-8)	James Glisson III (Mercer) vs VMI (01/13/22)
	1.000	(8-8)	Jermaine Marshall (Samford) at Western Carolina (01/29/22)
Rebounds		21	Jake Stephens (VMI) at The Citadel (01/15/22)
		15	Jake Stephens (VMI) at ETSU (01/05/22)
		15	Hayden Brown (The Citadel) vs UNCG (01/13/22)
		14	Silvio DeSousa (Chattanooga) vs The Citadel (01/08/22)
		14	Isaiah Bigelow (Wofford) vs The Citadel (01/19/22)
		14	Jake Stephens (VMI) vs ETSU (01/29/22)
Assists		10	David Sloan (ETSU) vs Western Carolina (01/10/22)
		10	David Sloan (ETSU) at Samford (01/15/22)
		10	Nicholas Robinson (Western Carolina) at VMI (02/04/22)
		9	Tyler Mofte (The Citadel) vs Samford (02/05/22)
		8	Stephen Clark (The Citadel) vs VMI (01/15/22)
		8	Ques Glover (Samford) vs ETSU (01/15/22)
		8	Trey Bonham (VMI) vs Samford (01/20/22)
		8	David Sloan (ETSU) vs UNCG (01/26/22)
		8	Jalen Slawson (Furman) at Mercer (01/29/22)
		8	David Sloan (ETSU) at Western Carolina (02/02/22)
Steals		6	Malachi Smith (Chattanooga) at VMI (01/22/22)
		6	Jaden Campbell (Samford) vs Wofford (02/09/22)
		5	Jalen Slawson (Furman) at Mercer (01/29/22)
		4	Jalen Slawson (Furman) vs Samford (12/29/21)
		4	Jaden Campbell (Samford) at Furman (12/29/21)
		4	Alex Hunter (Furman) at VMI (01/01/22)
		4	Morgan Safford (Wofford) at ETSU (01/08/22)
		4	Nicholas Robinson (Western Carolina) at ETSU (01/10/22)
		4	Kobe Langley (UNCG) vs Wofford (01/10/22)
		4	David Sloan (ETSU) at Samford (01/15/22)
		4	Rudy Fitzgibbons III (The Citadel) vs Mercer (01/17/22)
		4	Kobe Langley (UNCG) vs Chattanooga (01/20/22)
		4	Jalen Slawson (Furman) vs VMI (01/26/22)
		4	Ques Glover (Samford) vs Mercer (01/26/22)
		4	Marcus Foster (Furman) at Mercer (01/29/22)
		4	Jaden Campbell (Samford) at Western Carolina (01/29/22)
		4	Jermaine Marshall (Samford) vs Chattanooga (02/02/22)
Blocked shots		6	Stephen Clark (The Citadel) at Western Carolina (01/05/22)
		5	Stephen Clark (The Citadel) vs Mercer (01/17/22)
		5	Jalen Johnson (Mercer) at The Citadel (01/17/22)
		5	Ty Brewer (ETSU) at VMI (01/29/22)
		4	Stephen Clark (The Citadel) at Chattanooga (01/08/22)
		4	Jake Stephens (VMI) at The Citadel (01/15/22)
		4	Jacob Tryon (Samford) vs Wofford (02/09/22)
		4	Jalen Johnson (Mercer) at VMI (02/10/22)
Turnovers		9	Stephen Clark (The Citadel) vs Chattanooga (01/29/22)
		7	David Sloan (ETSU) vs Wofford (01/08/22)
		7	Vonterius Woolbright (Western Carolina) at Samford (01/08/22)
		7	Max Klesmit (Wofford) at UNCG (01/10/22)
		6	Kobe Langley (UNCG) vs Furman (01/05/22)
		6	B.J. Mack (Wofford) at UNCG (01/10/22)
		6	Jake Stephens (VMI) vs Chattanooga (01/22/22)

6	Nicholas Robinson (Western Carolina) vs UNCG (02/07/22)
6	Jermaine Marshall (Samford) vs Wofford (02/09/22)