



# SOUTHERN CONFERENCE MEN'S BASKETBALL 2019-20

702 North Pine Street, Spartanburg, SC 29303 • 864-591-5100 • Fax: 864-591-3448

Phil Perry, Assistant Commissioner for Media Relations (MBK contact)

facebook.com/SouthernConference • twitter.com/SoConSports • instagram.com/SouthernConference

## 2019-20 SOUTHERN CONFERENCE BASKETBALL STANDINGS

	Conference					Overall					
	W-L	Pct.	H	A	ST	W-L	Pct.	H	A	N	ST
ETSU	8-2	0.800	5-1	3-1	W1	19-4	0.826	13-1	6-3	0-0	W1
Furman	8-2	0.800	4-1	4-1	W3	18-5	0.783	10-1	7-4	1-0	W3
UNCG	7-3	0.700	3-1	4-2	L1	17-6	0.739	10-3	7-3	0-0	L1
Wofford	7-3	0.700	5-0	2-3	W2	15-8	0.652	10-1	5-7	0-0	W2
Western Carolina	6-4	0.600	3-2	3-2	W1	14-7	0.667	8-2	6-5	0-0	W1
Mercer	6-4	0.600	3-2	3-2	W6	12-11	0.522	7-4	5-5	0-2	W6
Chattanooga	5-5	0.500	3-2	2-3	L1	14-9	0.609	8-2	4-7	2-0	L1
Samford	2-8	0.200	1-4	1-4	L8	8-16	0.333	6-5	2-11	0-0	L8
VMI	1-9	0.100	1-4	0-5	L3	6-17	0.261	5-6	0-10	1-1	L3
The Citadel	0-10	0.000	0-5	0-5	L10	6-15	0.286	3-7	3-8	0-0	L10

## NOTES

• Southern Conference-leading Furman hosts the league's hottest team in Mercer to headline Wednesday night's five-game conference slate.

• The Paladins have won three straight to move back to the top of the league standings, a spot they share with ETSU. In its last outing, Furman survived VMI, 74-72 in overtime. The Keydets let by three with less than 20 seconds left in regulation, but the Paladins' Jordan Lyons hit a 3-pointer with eight seconds left to force OT. The win moved Furman to 9-0 in Timmons Arena this season, while the loss was VMI's sixth this season in games decided by five points or fewer.

• Furman's Lyons has 271 career 3-pointers, putting him two back of program record-holder Eric Webb's 273. Lyons and Wofford's Nathan Hoover are both just seven back of Western Carolina's Jake Robinson (2006-10), who sits 10th in SoCon history with 278.

• Mercer is riding a SoCon-best six-game winning streak entering Wednesday's contest. The Bears downed league-leading 71-55 ETSU on Jan. 29, handing the Bucs their first home loss, before topping The Citadel 76-71 on Saturday. For its efforts, Mercer was named the NABC NCAA Division I Team of the Week.

• ETSU, which visits Chattanooga on Wednesday for the squads' second meeting in 12 days, rebounded from the loss to Mercer to top UNC Greensboro 82-65 on Saturday in a battle of SoCon heavyweights. Tray Boyd III scored a career-best 30 points to send the Bucs back into a share of the league lead.

• UNCG senior James Dickey had seven rebounds in the loss to push his career total to 967, passing Ben Stywall (961 from 2007-10) for second in school history. Dickey now trails only Kyle Hines, who had 1,047 from 2005-08.

• On Tuesday, UNCG junior guard Isaiah Miller was named the SoCon's January player of the month after averaging 22.9 points and leading the Spartans to a 6-2 mark. UNCG will be seeking its 13th straight victory against The Citadel when it hosts the Bulldogs on Wednesday.

• Samford senior guard Josh Sharkey had seven assists in the Bulldogs' 80-56 loss at Wofford on Saturday, becoming just the third player in SoCon history to surpass 700 for his career and moving into a tie for second in league history with 701.

• With 54 to his credit, The Citadel's Fletcher Abee is eighth in program history for 3-pointers made by a freshman. He is one away from seventh and four away from sixth.

• Western Carolina downed Chattanooga 64-61 on Saturday to complete its second season sweep of the Mocs in the last three years. The Catamounts' Carlos Dotson recorded his fifth straight double-double and his SoCon-best 12th of the season in the win, scoring 15 points and pulling down 14 rebounds.

• Chattanooga's Jonathan Scott leads the league in 3-point percentage at 46.2 (24-for-52).

• The SoCon has three teams in the top 10 of the CollegeInsider.com Mid-Major Top 25. ETSU is ranked fifth, Furman is seventh and UNCG is No. 9.

## UPCOMING SCHEDULE (ALL TIMES EASTERN)

### Feb. 5 (Wednesday)

*Mercer at Furman, 7 p.m.	ESPN+
*The Citadel at UNCG, 7 p.m.	ESPN3
*ETSU at Chattanooga, 7 p.m.	ESPN+
*Wofford at VMI, 7 p.m.	ESPN+
*Western Carolina at Samford, 7:30 p.m.	ESPN3

### Feb. 8 (Saturday)

*VMI at The Citadel, 1 p.m.	ESPN+
*Furman at Western Carolina, 2 p.m.	ESPN+
*ETSU at Mercer, 4:30 p.m.	ESPN+
*Chattanooga at Wofford, 7 p.m.	Nexstar/ESPN+

### Ingles SoCon Game of the Week Nexstar affiliates

WMUB (Macon)  
WWCW (Lynchburg/Roanoke)  
WYCW (Greenville/Spartanburg/Asheville)

### Feb. 9 (Sunday)

*Samford at UNCG, 1 p.m.	ESPN+
--------------------------	-------

### Feb. 12 (Wednesday)

*The Citadel at ETSU, 7 p.m.	ESPN+
*Western Carolina at UNCG, 7 p.m.	ESPN+
*VMI at Chattanooga, 7 p.m.	ESPN+
*Mercer at Wofford, 7 p.m.	ESPN+
*Furman at Samford, 7:30 p.m.	ESPN+

### Feb. 15 (Saturday)

*Samford at The Citadel, 1 p.m.	Nexstar/ESPN3
*ETSU at VMI, 1 p.m.	ESPN+
*Chattanooga at Furman, 4 p.m.	ESPN3
*UNCG at Mercer, 4:30 p.m.	ESPN3
*Western Carolina at Wofford, 7 p.m.	ESPN+

### Ingles SoCon Game of the Week Nexstar affiliates

ECBD (Charleston)  
EJHL (Tri-Cities)  
WMUB (Macon)  
WWCW (Lynchburg/Roanoke)  
WYCW (Greenville/Spartanburg/Asheville)

## SoCon PLAYER OF THE WEEK (2/4)

PRESENTED BY **GEICO**

**Chevez Goodwin, Jr., F/C  
Wofford**

For the week, Goodwin averaged 20.5 points and 9.0 rebounds per game, shooting 76 percent from the floor (19-for-25).

Goodwin opened his week with a career-high 25 points in Wofford's 79-56 win at The Citadel on Wednesday, going 11-for-12 (91.7 percent) from the floor and 3-for-4 (75 percent) from the free-throw line. Goodwin, who scored 19 of his points in the second half, also pulled down eight rebounds and had two assists in the win.

The forward/center from Blythewood, South Carolina, notched his third double-double of the season in the Terriers' 80-56 win over Samford on Saturday, scoring 16 points and grabbing 10 rebounds. Goodwin also added an assist and two blocked shots and was 8-for-13 (61.5 percent) from the field.



## CONFERENCE NEWS AND NOTES

• With its 96-94, double-overtime win over Jacksonville on Nov. 21, Western Carolina became one of just 10 Division I schools to erase a 22-point second-half deficit and the only team to do it with under nine minutes remaining in regulation.

• Wofford (30), UNCG (29) and Furman (25) all set school records for wins last season. The Terriers became just the third team to record 30 wins in league history, joining the 1945-46 North Carolina squad and the 1950-51 NC State team.

• ETSU notched 24 wins last season to give the SoCon four teams with 20 wins for the third straight season. The Bucs have reached 20 wins for four straight seasons, becoming the first SoCon team to post four consecutive 20-win seasons since Davidson turned in five straight from 2004-09. ETSU's 100 wins in the last four seasons are a school record over a four-year span.

• Four Southern Conference teams – ETSU, Furman, UNCG and Wofford – earned postseason invites last season, giving the league multiple teams in postseason play for the 11th consecutive year. It marked the ninth time in the last 11 seasons with at least three SoCon teams in postseason play. SoCon regular-season and tournament champion Wofford earned its first-ever NCAA tournament win with a victory over Seton Hall in the first round. UNCG was the No. 1 seed in the NIT and advanced to the second round, while Furman joined the Spartans in the NIT. ETSU hosted a Colleg Insider.com Postseason Tournament contest.

• As a league, the SoCon finished 12th in the final NET rankings last year. Four teams finished in the top 100 in Wofford (14), Furman (58), UNCG (68) and ETSU (90). The first NET rankings this season will be released Dec. 16.

• Wofford entered the 2019-20 campaign riding an 18-game winning streak in regular-season league games after going 18-0 in SoCon play last season. The Terriers posted an overall 21-game winning streak last season that spanned from Dec. 29 to March 21. The streak ended in the second round of the NCAA Championship against No. 2 seed Kentucky.

• Fifth-year ETSU coach Steve Forbes is third in SoCon history in career wins per season, as he has averaged 25.0 in his first four campaigns with the Bucs. Forbes led ETSU to 24 wins in 2015-16, 27 in 2016-17, 25 in 2017-18 and 24 last year. Third-year Furman coach Bob Richey is fifth on that list with an average of 24.0 wins per game, as he led the Paladins to 23 wins in his first season and 25 last year.

• Furman and Wofford appeared in the Associated Press Top 25, each for the first time, last season, giving the SoCon two different ranked teams in a season for the first time since the 1959-60 season.

• SoCon players set two NCAA records last season, with Wofford's Fletcher Magee finishing his career with a Division I-record 509 career 3-pointers and Furman's Jordan Lyons matching the NCAA single-game mark with 15 3-pointers against North Greenville on Nov. 15. Lyons had 54 points in that contest, tied for 10th in a game in league history.

## MID-MAJOR TOP 25 (FEB. 3)

The Southern Conference has three teams ranked in the Colleg Insider.com Mid-Major Top 25 poll.

### Colleg Insider.com Mid-Major Top 25

Rank	School (1st-place)	Record	Points	LW	Conf.
1.	Gonzaga (31)	23-1	775	1	West Coast
2.	Yale	16-4	712	3	Ivy League
3.	Northern Iowa	19-3	697	5	Missouri Valley
4.	Saint Mary's	19-5	695	2	West Coast
5.	<b>ETSU</b>	<b>19-4</b>	<b>636</b>	<b>4</b>	<b>Southern</b>
6.	Liberty	21-3	605	7	ASUN
7.	<b>Furman</b>	<b>18-5</b>	<b>567</b>	<b>8</b>	<b>Southern</b>
8.	Stephen F. Austin	19-3	524	9	Southern
9.	<b>UNCG</b>	<b>17-6</b>	<b>519</b>	<b>6</b>	<b>Southern</b>
10.	BYU	17-7	515	13	West Coast
11.	New Mexico State	17-6	434	14	WAC
12.	Wright State	19-5	377	10	Horizon
13.	Murray State	17-5	329	19	Ohio Valley
14.	Kent State	16-6	326	16	Mid-American
15.	Bowling Green	17-5	324	18	Mid-American
16.	Akron	16-4	303	12	Mid-American
17.	Austin Peay	16-7	295	21	Ohio Valley
18.	Vermont	17-6	200	20	America East
19.	Little Rock	17-7	176	25	Sun Belt
20.	Colgate	17-6	152	15	Patriot
21.	Winthrop	16-7	146	24	Big South
22.	Santa Clara	18-6	132	17	West Coast
23.	Harvard	13-6	111	11	Ivy League
24.	Hofstra	14-7	96	NR	Colonial
25.	William & Mary	16-8	81	23	Colonial

**OTHERS RECEIVING VOTES:** San Francisco 77, Loyola Chicago 50, Belmont 41, Bradley 33, Georgia State 27, South Dakota State 25, Eastern Washington 19, Northern Colorado 15, Charleston 14, Indiana State 13, Pacific 7, Hawaii 5, Northern Kentucky 5, UC Irvine 5, Merrimack 4, Toledo 2, Delaware 1, Drake 1, Oral Roberts 1, Princeton 1, Southern Illinois 1, Stony Brook 1.

### Did you know?

• ETSU's win at LSU on Dec. 18, coupled with Wofford's 68-64 win over then-No. 17 North Carolina on Dec. 14, gave the SoCon two wins over Power 5 schools in the span of four days, a feat the league has now accomplished twice in three seasons. In 2017, UNCG beat NC State 81-76 on Dec. 16, followed by Wofford defeating No. 5 North Carolina 79-75 on Dec. 20.

• Western Carolina guard Mason Faulkner's triple-double against North Carolina A&T on Nov. 12 (13 points, 10 rebounds, 10 assists) was the first by a SoCon player since Chattanooga's Keegan Bell went for 12 points, 10 boards and 10 assists at College of Charleston on Dec. 3, 2011.

• Southern Conference Commissioner Jim Schaus has a familial connection to the Southern Conference, as his father, former Los Angeles Lakers coach Fred Schaus, was the men's basketball coach at West Virginia from 1954-60, earning SoCon Coach of the Year honors four times in that six-year span and still ranking in the top 20 in career wins by a league coach.

## SoCON PLAYERS OF THE WEEK

PRESENTED BY **GEICO**

Nov. 12	Kaleb Hunter, So., G, UNCG
Nov. 19	Mason Faulkner, R-Jr., G, WCU
Nov. 26	Mason Faulkner, R-Jr., G, WCU
Dec. 3	Clay Mounce, Jr., F, FUR
Dec. 10	Carlos Dotson, Sr., F, WCU
Dec. 17	Ethan Stair, R-Sr., G, MER
Dec. 24	Jeromy Rodriguez, R-Sr., F, ETSU
Jan. 7	Jordan Lyons, Sr., G, FUR
Jan. 14	Kaelon Harris, Sr., F/G, CIT
Jan. 21	Djordje Dimitrijevic, Sr., G, MER
Jan. 28	Bo Hodges, Jr., G, ETSU
Feb. 4	Chevez Goodwin, Jr., F/C, WOF
Feb. 11	
Feb. 18	
Feb. 25	

## SoCON PLAYERS OF THE MONTH

November	Ethan Stair, R-Sr., G, MER
December	Josh Sharkey, Sr., G, SAM
January	Isaiah Miller, Jr., G, UNCG
February	

## GENERAL SHALE SoCON

### STUDENT-ATHLETE OF THE WEEK

Dec. 18	Ethan Stair, R-Sr., G, MER
Jan. 15	Djordje Dimitrijevic, Sr., G, MER

## Preseason predictions

ETSU is the preseason favorite to win the 2019-20 Southern Conference men's basketball title in polling of the league's 10 men's basketball coaches and media. UNC Greensboro junior guard Isaiah Miller is the coaches' pick for preseason player of the year.

### Preseason Player of the Year

Isaiah Miller, Jr., G, UNCG

### Preseason All-Southern Conference Team

Bo Hodges, Jr., G, ETSU  
 Jeromy Rodriguez, R-Sr., F, ETSU  
 Daivien Williamson, So., G, ETSU  
 Jordan Lyons, Sr., G, Furman  
 Ross Cummings, Sr., G, Mercer  
 James Dickey, R-Sr., F, UNCG  
 Isaiah Miller, Jr., G, UNCG  
 Josh Sharkey, Sr., G, Samford  
 Carlos Dotson, Sr., F, Western Carolina  
 Nathan Hoover, Sr., G, Wofford

### Coaches poll

Team (1st)	Total	Media poll Team (1st)	Total
1. ETSU (8)	80	1. ETSU (20)	286
2. UNCG (2)	74	2. UNCG (6)	264
3. Furman	61	3. Furman (4)	245
4. Wofford	52	4. Wofford	216
5. Samford	48	5. Samford	169
6. Chattanooga	41	6. Chattanooga	128
7. Western Carolina	38	7. Western Carolina	117
8. Mercer	29	8. Mercer	115
9. The Citadel	16	9. The Citadel	70
10. VMI	11	10. VMI	40

## SoCON COACHING RECORDS

Coach, school	Career (yrs.)	School (yrs.)	SoCon (yrs.)
Duggar Baucom, The Citadel	239-275 (17th)	51-97 (5th)	23-78 (6th)
Steve Forbes, ETSU	285-103 (12th)	119-43 (5th)	63-19 (5th)
Bob Richey, Furman	66-24 (3rd)	Same	34-12 (3rd)
Greg Gary, Mercer	28-55 (3rd)	12-11 (1st)	6-4 (1st)
Wes Miller, UNCG	158-123 (9th)	Same	90-59 (9th)
Scott Padgett, Samford	82-108 (6th)	Same	32-68 (6th)
Lamont Paris, Chattanooga	36-52 (3rd)	Same	15-31 (3rd)
Dan Earl, VMI	41-104 (5th)	Same	16-66 (5th)
Mark Prosser, Western Carolina	26-55 (3rd)	21-32 (2nd)	10-18 (2nd)
Jay McAuley, Wofford	15-8 (1st)	Same	7-3 (1st)

## SPECIALTY STATS LEADERS

40-point games	Ovr.	SoCon
Jordan Lyons, FUR	1	1

30-point games	Ovr.	SoCon
Jordan Lyons, FUR	2	1
Kaelon Harris, CIT	1	1
Kaiden Rice, CIT	1	1
Tray Boyd III, ETSU	1	1
Djordje Dimitrijevic, MER	1	1
Isaiah Miller, UNCG	1	1
Josh Sharkey, SAM	1	1
Mason Faulkner, WCU	1	1

20-point games	Ovr.	SoCon
Isaiah Miller, UNCG	10	6
Josh Sharkey, SAM	9	5
Mason Faulkner, WCU	9	4
Jordan Lyons, FUR	8	5
Djordje Dimitrijevic, MER	8	6
Kaiden Rice, CIT	5	2
Tray Boyd III, ETSU	5	2
Ethan Stair, MER	5	1
Matt Ryan, UTC	5	2
Brandon Austin, SAM	5	1
Travis Eeve, VMI	5	1
Nathan Hoover, WOF	5	3
Noah Gurley, FUR	4	1
Carlos Dotson, WCU	4	4
Kaelon Harris, CIT	3	1
Bo Hodges, ETSU	3	1
Mike Bothwell, FUR	3	1
Clay Mounce, FUR	3	1
Fletcher Abee, CIT	2	1
Robert Allen, SAM	2	1
Jalen Dupree, SAM	2	2
Garrett Gilkeson, VMI	2	2
Storm Murphy, WOF	2	0
Hayden Brown, CIT	1	0
Rudy Fitzgibbons III, CIT	1	0
Patrick Good, ETSU	1	0
Jeremy Rodriguez, ETSU	1	1
Isaiah Tisdale, ETSU	1	1
Daivien Williamson, ETSU	1	0
Jeff Gary, MER	1	1
Kaleb Hunter, UNCG	1	0
Deandre Thomas, SAM	1	0
David Jean-Baptiste, UTC	1	0
Ramon Vila, UTC	1	1
Kamdyn Curfman, VMI	1	0
Greg Parham, VMI	1	0
Matt Halvorsen, WCU	1	1
Onno Steger, WCU	1	1
Marcus Thomas, WCU	1	0
Isaiah Bigelow, WOF	1	0
Chevez Goodwin, WOF	1	1

15-rebound games	Ovr.	SoCon
Ethan Stair, MER	2	1
Jeremy Rodriguez, ETSU	1	1
Tyler Creammer, VMI	1	0
Carlos Dotson, WCU	1	0

10-rebound games	Ovr.	SoCon
Carlos Dotson, WCU	12	8
Kaelon Harris, CIT	9	3
Ethan Stair, MER	9	2
James Dickey, UNCG	8	5
Jeremy Rodriguez, ETSU	5	1
Robert Allen, SAM	5	3
Jalen Dupree, SAM	4	2
Clay Mounce, FUR	3	1
Maciej Bender, MER	3	2
Mason Faulkner, WCU	3	1
Chevez Goodwin, WOF	3	2
Eddie Davis III, CIT	2	0
Noah Gurley, FUR	2	1
Jalen Slawson, FUR	2	1
Kaleb Hunter, UNCG	2	0
Rod Johnson, UTC	2	1
Tyler Creammer, VMI	2	1

Garrett Gilkeson, VMI	2	2
Jake Stephens, VMI	2	1
Brady Spence, CIT	1	0
Bo Hodges, ETSU	1	1
Vonnie Paterson, ETSU	1	0
Isaiah Tisdale, ETSU	1	1
Victor Bafutto, MER	1	0
Djordje Dimitrijevic, MER	1	0
Mohammed Abdulsala, UNCG	1	1
Isaiah Miller, UNCG	1	0
Brandon Austin, SAM	1	0
Josh Sharkey, SAM	1	1
Ramon Vila, UTC	1	0
Messiah Jones, WOF	1	1

15-assist games	Ovr.	SoCon
Josh Sharkey, SAM	2	0

10-assist games	Ovr.	SoCon
Josh Sharkey, SAM	5	1
Mason Faulkner, WCU	2	1
Tyson Batiste, CIT	1	0
Djordje Dimitrijevic, MER	1	1

Double-doubles	Ovr.	SoCon
Carlos Dotson, WCU	12	8
Ethan Stair, MER	9	2
Kaelon Harris, CIT	8	3
Robert Allen, SAM	5	3
Jeremy Rodriguez, ETSU	4	1
Josh Sharkey, SAM*	4	2
Mason Faulkner, WCU^	4	2
Clay Mounce, FUR	3	1
Jalen Dupree, SAM	3	1
Chevez Goodwin, WOF	3	2
Eddie Davis III, CIT	2	0
Noah Gurley, FUR	2	1
Maciej Bender, MER	2	1
James Dickey, UNCG	2	1
Kaleb Hunter, UNCG	2	0
Rod Johnson, UTC	2	1
Brady Spence, CIT	1	0
Bo Hodges, ETSU	1	1
Isaiah Tisdale, ETSU	1	1
Jalen Slawson, FUR	1	1
Victor Bafutto, MER	1	0
Djordje Dimitrijevic, MER	1	0
Isaiah Miller, UNCG	1	1
Tyler Creammer, VMI	1	0
Garrett Gilkeson, VMI	1	1
Jake Stephens, VMI	1	1
Messiah Jones, WOF	1	1

20/15 games	Ovr.	SoCon
Jeremy Rodriguez, ETSU	1	1

20/10 games	Ovr.	SoCon
Carlos Dotson, WCU	4	4
Kaelon Harris, CIT	3	0
Ethan Stair, MER	2	0
Josh Sharkey, SAM^	2	2
Jeremy Rodriguez, ETSU	1	1
Isaiah Tisdale, ETSU	1	1
Robert Allen, SAM	1	1
Garrett Gilkeson, VMI	1	1
Mason Faulkner, WCU	1	1

30/10 games	Ovr.	SoCon
Kaelon Harris, CIT	1	1

Triple-doubles	Ovr.	SoCon
Mason Faulkner, WCU	1	0

\* three are points/assists  
^ one is points/assists

## 3-POINTER STREAKS

Seven SoCon student-athletes have streaks of at least 10 games with a made 3-pointer, led by Samford's Brandon Austin's 25-game streak that dates back to last season.

Consecutive games with a 3-pointer	Player, school	'19-20	'18-19	Total
25	Brandon Austin, SAM, R-Sr.	23	2	25
20	Djordje Dimitrijevic, MER, Sr.	20	x	20
20	Matt Halvorsen, WCU, Jr.	20	x	20
16	Angelo Allegri, UNCG, So.	16	x	16
7	Ross Cummings, MER, Sr.	6	7	13
12	Matt Ryan, UTC, Gr.	12	x	12
10	Greg Parham, VMI, Jr.	10	x	10

## NATIONAL/REGIONAL RECOGNITION

### Lou Henson Award preseason watch list

Jeremy Rodriguez, R-Sr., F, ETSU  
Jordan Lyons, Sr., G, Furman  
Isaiah Miller, Jr., G, UNCG

### Lou Henson Award midseason watch list

Jeremy Rodriguez, R-Sr., F, ETSU  
Jordan Lyons, Sr., G, Furman  
Isaiah Miller, Jr., G, UNCG  
Josh Sharkey, Sr., G, Samford  
Mason Faulkner, R-Jr., G, Western Carolina

### Lou Henson Award National Player of the Week

Mason Faulkner, R-Jr., G, WCU Nov. 25, 2019

### Lute Olson Award midseason watch list

Isaiah Miller, Jr., G, UNCG

### NABC Team of the Week

Mercer Feb. 4, 2020

### Senior CLASS Award candidate

Ethan Stair, R-Sr., G, Mercer

## NET RANKINGS (AS OF FEB. 4)

53	ETSU
71	UNC Greensboro
83	Furman
129	Wofford
130	Western Carolina
163	Chattanooga
211	Mercer
308	Samford
313	VMI
331	The Citadel

## THE SOCON VS. RANKED TEAMS

Wofford's 68-64 win at No. 17 North Carolina on Dec. 15 was the Southern Conference's third road win over a top-25 team in as many seasons and the Terriers' second over a ranked UNC squad in the last three seasons.

Last season, Furman beat No. 8 Villanova and in 2017, Wofford downed then-No. 5 North Carolina. Coincidentally, Villanova and North Carolina were both defending national champions in those games.

### Southern Conference ranked wins since 1997-98

SoCon	Opp.	Score	Date
Wofford	#17 North Carolina	68-64	12/15/19
Furman	#8 Villanova	76-68 (OT)	11/17/18
Wofford	#5 North Carolina	79-75	12/20/17
Col. of Charleston	#21 Baylor	63-59	11/24/12
Davidson	#12 Kansas	80-74	12/19/11
Col. of Charleston	#9 North Carolina	82-79 (OT)	1/4/10
#23 Davidson	#24 Gonzaga	82-76	3/21/08
#23 Davidson	#8 Georgetown	74-70	3/23/08
#23 Davidson	#6 Wisconsin	73-56	3/28/08
Col. of Charleston	#3 North Carolina	66-64	12/5/98

# SoCon RECORD BOOK

## INDIVIDUAL

### Coaching wins at a SoCon school

1.	447	Bob McKillip, DAV (1992-14)
2.	299	Mike Young, WOF (2002-19)
3.	243	Mack McCarthy, UTC (1985-97)
	243	Burton Shipley, MD (1923-47)
5.	230	Bill Reinhart, GW (1935-42; 1949-66)
6.	226	Eddie Cameron, Duke (1928-42)
	226	Bobby Cremins, APP (1975-81); CofC (2006-12)
8.	223	Lyles Alley, FUR (1945-49; 1950-66)
9.	213	Les Robinson, CIT (1974-85); ETSU (1985-90)
10.	205	Murray Greason, WF (1935-53)
11.	194	Norman Shepard, UNC (1923-24); DAV (1937-49)
12.	193	Larry Hunter, WCU (2005-18)
13.	187	Everett Case, NCSU (1946-53)
14.	176	Lefty Driesell, DAV (1960-69)
15.	176	Malcolm U. Pitt, RICH (1935-52)
<b>16. 158</b>	<b>Wes Miller, UNCG (2011-present)</b>	
17.	148	Herman J. Stegeman, UGA (1921-31)
18.	147	Lester Hooker Jr., RICH (1952-63)
19.	146	Fred Schaus, WVU (1954-60)
20.	145	Steve Cottrell, WCU (1977-87)
	145	John Shulman, UTC (2004-13)
22.	142	Joe Williams, FUR (1970-78)
23.	141	Tom Scott, UNC (1946-52); DAV (1955-60)
24.	139	Ron Shumate, UTC (1972-79)
	139	Tom Apke, APP (1986-96)

### Coaching wins per season (min. two seasons)

	Avg.	Wins	Yrs.		
1.	26.7	187	7	Everett Case, NCSU	1946-53
2.	26.0	52	2	Ben Carnevale, UNC	1944-46
<b>3.</b>	<b>25.0</b>	<b>100^</b>	<b>4</b>	<b>Steve Forbes, ETSU</b>	<b>2015-pr.</b>
4.	24.3	146	6	Fred Schaus, WVU	1954-60
<b>5.</b>	<b>24.0</b>	<b>48^</b>	<b>2</b>	<b>Bob Richey, FUR</b>	<b>2017-pr.</b>

^ Entering 2019-20 season

### 3-point field goals made

Game			
1.	15	Keith Veney, MAR vs. Morehead*	12/16/96
	15	Jordan Lyons, FUR vs. NGU*	11/15/18
3.	11	Elton Nesbitt, GSU vs. UTC	1/17/05
	11	Fletcher Magee, WOF at UTC	2/17/18
	11	Patrick Good, ETSU at WCU	1/26/19
6.	10	10 times. Last:	
		<b>Jordan Lyons, FUR at VMI</b>	<b>1/1/20</b>

### Career

1.	509	Fletcher Magee, WOF*	2015-19
2.	414	Stephen Curry, DAV	2006-09
3.	396	Andrew Goudebeck, CofC	2007-11
	396	Francis Alonso, UNCG	2015-19
3.	358	Donald Sims, APP	2007-11
6.	324	Matt Frierson, CIT	2015-pr.
7.	312	Karl Cochran, WOF	2011-15
8.	299	Ian Chadwick, WOF	1997-01
9.	295	Zach Urbanus, CIT	2007-11
10.	278	Jake Robinson, WCU	2006-10
	<b>271</b>	<b>Jordan Lyons, FUR</b>	<b>2016-pr.</b>
	<b>271</b>	<b>Nathan Hoover, FUR</b>	<b>2016-pr.</b>

### Blocked shots

Career			
1.	349	Kyle Hines, UNCG	2004-08
2.	308	Rans Brempong, WCU	2001-05
3.	270	Justin Tuoyo, UTC	2014-17
4.	269	George Singleton, FUR	1981-84
5.	238	Jody Lumpkin, CofC	1998-01
6.	220	Jeremy Clayton, APP	2004-08
7.	215	Kirill Misychenko, CIT	1995-98
8.	213	Lucas Troutman, Elon	2010-14
<b>9.</b>	<b>209</b>	<b>James Dickey, UNCG</b>	<b>2016-pr.</b>
10.	202	Lewis Preston, VMI	1990-93

## Steals

Game			
1.	11	Ali Ton, DAV vs. Tufts	11/29/97
2.	10	Shawn Moore, MAR vs. ETSU	1/29/94
	10	Brandon Born, UTC vs. USC Aiken	11/26/94
	10	Jason Bell, VMI vs. Furman	2/10/98
	10	Zakee Wadood, ETSU vs. Clemson	12/15/03
6.	9	D.J. Thompson, APP vs. UNCG	2/22/07
	9	Stephen Curry, DAV vs. Guilford	11/14/08
<b>9</b>	<b>Isaiah Miller, UNCG vs. Mercer</b>	<b>1/1/20</b>	
9.	8	21 times. Last:	
		<b>Tray Boyd III, ETSU vs. Mars Hill</b>	<b>12/19/19</b>

### Career

1.	334	Keith Jennings, ETSU	1988-91
2.	293	D.J. Thompson, APP	2003-06
3.	285	Brigham Waginger, WCU	2006-10
<b>4.</b>	<b>263</b>	<b>Josh Sharkey, SAM</b>	<b>2016-pr.</b>
5.	250	Derek Rucker, DAV	1985-88
6.	247	Tyson Patterson, APP	1996-00
7.	246	Zakee Wadood, ETSU	2001-02
8.	240	Jason Bell, VMI	1995-98
9.	236	Ricky Hickman, UNCG	2003-07
	236	Rodney Peel, APP	1988-92
	<b>214</b>	<b>Isaiah Miller, UNCG</b>	<b>2017-pr.</b>

### Assists

Career			
1.	983	Keith Jennings, ETSU	1988-91
2.	701	Greg White, MAR	1978-81
<b>701</b>	<b>Josh Sharkey, SAM</b>	<b>2016-pr.</b>	
4.	668	Guilherme Da Luz, FUR	2000-03
5.	663	Jason Richards, DAV	2004-08

\* NCAA record

# ACTIVE SoCon CAREER LEADERS

## Points scored (SoCon career rank)

1,443	Nathan Hoover, Wofford, Sr.
1,443	Josh Sharkey, Samford, Sr.
1,397	Jordan Lyons, Furman, Sr.
1,270	Isaiah Miller, UNCG, Jr.
1,063	Ethan Stair, Mercer, R-Sr.

## Points scored per game (min. 800 points)

13.51	Isaiah Miller, UNCG, Jr.
12.03	Josh Sharkey, Samford, Sr.
11.54	Nathan Hoover, Wofford, Sr.
11.36	Jordan Lyons, Furman, Sr.
10.89	Ross Cummings, Mercer, Sr.

## Field-goal percentage (min. 240 made)

.605	Carlos Dotson, Western Carolina, Sr.
.539	James Dickey, UNCG, Sr.
.522	Clay Mounce, Furman, Jr.
.499	Bo Hodges, ETSU, Jr.
.498	Isaiah Miller, UNCG, Jr.

## 3-point field goals made

271	Jordan Lyons, Furman, Sr.
271	Nathan Hoover, Wofford, Sr.
196	Matt Halvorsen, Western Carolina, Jr.
173	Ross Cummings, Mercer, Sr.
167	Kaiden Rice, The Citadel, Jr.

## 3-point field-goal percentage (min. 120 made)

.427	Storm Murphy, Wofford, Jr.
.421	Brandon Austin, Samford, R-Sr.
.404	Ross Cummings, Mercer, Sr.
.385	Nathan Hoover, Wofford, Sr.
.381	Onno Steger, Western Carolina, Sr.

## Free-throw percentage (min. 110 made)

.889	Nathan Hoover, Wofford, Sr.
.855	Matt Halvorsen, Western Carolina, Jr.
.854	Myron Gordon, Samford, Sr.
.818	Djordje Dimitrijevic, Mercer, Sr.
.801	Ross Cummings, Mercer, Sr.

## Rebounds

967	James Dickey, UNCG, Sr.
558	Ethan Stair, Mercer, R-Sr.
501	Garrett Gilkeson, VMI, Sr.
482	Carlos Dotson, Western Carolina, Sr.
479	Jeremy Rodriguez, ETSU, R-Sr.
479	Tyler Creamer, VMI, Sr.

## Rebounds per game (min. 280 rebounds)

9.98	Jeremy Rodriguez, ETSU, R-Sr.
9.45	Carlos Dotson, Western Carolina, Sr.
8.06	James Dickey, UNCG, Jr.
7.59	Robert Allen, Samford, So.
5.18	Kaelon Harris, The Citadel, Sr.

## Blocked shots

209	James Dickey, UNCG, Sr.	(9)
103	Kyrin Galloway, UNCG, Sr.	
63	Bo Hodges, ETSU, Jr.	
63	Clay Mounce, Furman, Jr.	
56	Robert Allen, Samford, So.	

## Steals

263	Josh Sharkey, Samford, Sr.	(4)
214	Isaiah Miller, UNCG, Jr.	
129	Garrett Gilkeson, VMI, Sr.	
111	Ethan Stair, Mercer, R-Sr.	
106	Jordan Lyons, Furman, Sr.	

## Assists

701	Josh Sharkey, Samford, Sr.	(t2)
312	Storm Murphy, Wofford, Jr.	
233	Garrett Gilkeson, VMI, Sr.	
222	Alex Hunter, Furman, Jr.	
190	Isaiah Miller, UNCG, Jr.	

## Assists per game (min. 150 assists)

5.84	Josh Sharkey, Samford, Sr.
3.47	Storm Murphy, Wofford, Jr.
2.95	Isaiah Tisdale, ETSU, Sr.
2.49	Alex Hunter, Furman, Jr.
2.16	Greg Parham, VMI, Jr.

**America East (1-0)**

12/18 UNCG 54, Vermont 53

**American Athletic (0-3)**

11/5 East Carolina 80, VMI 68  
 11/21 South Florida 69, Wofford 55  
 12/2 South Florida 65, Furman 55

**ASUN (7-1)**

11/11 Mercer 74, Kennesaw State 62  
 11/15 Mercer 84, FGCU 68  
 11/16 North Alabama 61, Samford 55  
 11/21 Western Carolina 96, Jacksonville 94 (2OT)  
 11/24 Western Carolina 70, Stetson 64  
 12/4 UNCG 72, Kennesaw State 54  
 (Fleming Gym; Greensboro, N.C.)  
 12/7 VMI 88, Stetson 61  
 12/22 Wofford 83, Kennesaw State 70

**Atlantic 10 (0-2)**

11/26 St. Bonaventure 56, Mercer 51  
 12/4 Duquesne 71, VMI 58

**Atlantic Coast (1-7)**

11/15 Florida State 79, Western Carolina 74  
 11/20 Florida State 89, Chattanooga 53  
 12/11 Virginia Tech 63, Chattanooga 58  
 12/15 NC State 80, UNCG 77  
 12/15 Wofford 68, #17 North Carolina 64  
 12/19 #4 Duke 86, Wofford 57  
 12/21 Virginia Tech 64, VMI 55  
 12/22 NC State 83, The Citadel 63

**Big 12 (0-2)**

11/8 #3 Kansas 74, UNCG 62  
 11/19 #4 Kansas 75, ETSU 63

**Big East (1-4)**

11/6 St. John's 109, Mercer 79  
 11/16 Butler 80, Wofford 61  
 11/30 UNCG 65, Georgetown 61  
 12/18 Xavier 74, Western Carolina 61  
 12/21 Georgetown 99, Samford 71

**Big Sky (1-2)**

11/15 Idaho 68, VMI 67  
 (Jonesboro, Ark.)  
 11/16 Montana State 67, UNCG 66  
 (Fleming Gym; Greensboro, N.C.)  
 11/24 ETSU 70, Southern Utah 58

**Big South (12-4)**

11/5 Furman 70, Gardner-Webb 63  
 11/9 UNC Asheville 91, The Citadel 76  
 11/9 Western Carolina 71, Gardner-Webb 59  
 11/9 Wofford 89, High Point 61  
 11/11 Presbyterian 80, VMI 77 (OT)  
 11/12 Furman 91, Charleston Southern 47  
 11/14 ETSU 61, Winthrop 58  
 11/16 Campbell 87, The Citadel 73  
 12/7 UNCG 60, Radford 58  
 12/7 Western Carolina 78, UNC Asheville 77  
 12/7 Wofford 81, Gardner-Webb 77  
 12/8 Furman 84, USC Upstate 72  
 12/14 Furman 80, Winthrop 73  
 (Bon Secours Wellness Arena; Greenville, S.C.)  
 12/19 The Citadel 102, Longwood 99 (3OT)  
 12/21 Chattanooga 68, UNC Asheville 64  
 12/29 USC Upstate 91, VMI 82

**Big Ten (0-1)**

11/20 Illinois 85, The Citadel 57

**Big West (1-1)**

11/17 VMI 89, UC Davis 84 (2OT)  
 (Jonesboro, Ark.)  
 12/15 Hawaii 94, Samford 73

**Colonial (2-1)**

11/12 William & Mary 80, Wofford 79  
 11/26 Furman 97, Elon 61  
 12/16 Mercer 72, UNCW 63

**Conference USA (0-2)**

11/30 Louisiana Tech 78, Samford 57  
 12/22 Florida Atlantic 65, Mercer 50

**Horizon (3-0)**

11/23 Mercer 72, UIC 68  
 12/21 ETSU 80, Cleveland State 55  
 12/21 UNCG 67, Northern Kentucky 50  
 (Fleming Gym; Greensboro, N.C.)

**Metro Atlantic Athletic (2-2)**

11/8 Marist 58, VMI 56  
 11/19 Samford 70, Manhattan 57  
 11/23 The Citadel 79, Marist 75  
 12/1 Canisius 76, Mercer 66  
 (Boca Raton, Fla.)

**Mid-Eastern Athletic (5-0)**

11/5 UNCG 83, North Carolina A&T 50  
 11/12 Western Carolina 90, North Carolina A&T 64  
 11/23 ETSU 98, Delaware State 66  
 11/26 Wofford 67, Maryland Eastern Shore 42  
 12/2 Wofford 77, North Carolina Central 59

**Missouri Valley (1-0)**

11/8 Furman 87, Loyola-Chicago 63

**Non-Division I (25-0)**

11/5 Wofford 86, Erskine 63  
 11/6 ETSU 79, Newberry 50  
 11/7 Samford 68, Kentucky Wesleyan 42  
 11/8 Mercer 84, Columbia International 76  
 11/11 UNCG 109, Averett 51  
 11/13 Samford 102, UVa-Wise 64  
 11/15 Furman 83, Southern Wesleyan 61  
 11/20 VMI 96, Christendom 20  
 11/22 Furman 90, Columbia International 45  
 11/26 The Citadel 90, Brevard 47  
 11/26 VMI 98, Goucher 32  
 11/27 Western Carolina 78, Bryan 54  
 12/3 Samford 97, Auburn-Montgomery 64  
 12/7 The Citadel 108, Carver 40  
 12/8 Chattanooga 99, Tennessee Wesleyan 51  
 12/10 The Citadel 129, Piedmont 83  
 12/11 Furman 90, North Greenville 65  
 12/11 VMI 78, Ferrum 60  
 12/13 Wofford 112, North Greenville 66  
 12/15 ETSU 97, Milligan 41  
 12/28 Western Carolina 108, Piedmont 47  
 12/28 Mercer 104, Milligan 52  
 12/28 UNCG 106, William Peace 34  
 12/29 Chattanooga 72, Cumberland 42  
 12/29 ETSU 117, Mars Hill 48

**Ohio Valley (6-3)**

11/5 Morehead State 90, Samford 86 (2OT)  
 11/5 Eastern Kentucky 79, Chattanooga 68  
 11/9 Chattanooga 59, Tennessee State 57  
 11/9 ETSU 92, UT Martin 75  
 11/11 Belmont 95, Samford 63  
 11/15 UNCG 64, Tennessee Tech 30  
 (Fleming Gym; Greensboro, N.C.)  
 11/19 The Citadel 74, Southeast Missouri 69  
 11/30 Chattanooga 63, Jacksonville State 60  
 (Niceville, Fla.)

America East.....	1-0
American Athletic.....	0-3
ASUN.....	7-1
Atlantic 10.....	0-2
Atlantic Coast.....	1-7
Big 12.....	0-2
Big East.....	1-4
Big Sky.....	1-2
Big South.....	12-4
Big Ten.....	0-1
Big West.....	1-1
Colonial.....	2-1
Conference USA.....	0-2
Horizon.....	3-0
Metro Atlantic Athletic.....	2-2
Mid-Eastern Athletic.....	5-0
Missouri Valley.....	1-0
Non-Division I.....	25-0
Ohio Valley.....	6-3
Patriot.....	0-1
Southeastern.....	1-7
Southland.....	1-0
Southwestern Athletic.....	1-0
Summit.....	0-2
Sun Belt.....	8-3

<b>Total.....</b>	<b>79-48</b>
Home.....	52-10
Away.....	23-35
Neutral.....	4-3
vs. Top 25.....	1-5

12/21 Western Carolina 89, Tennessee Tech 76

**Patriot (0-1)**

12/2 Holy Cross 81, Mercer 67  
 (Boca Raton, Fla.)

**Southeastern (1-7)**

11/5 Georgia 91, Western Carolina 72  
 11/12 Georgia 95, The Citadel 86  
 11/18 Missouri 75, Wofford 56  
 11/19 Alabama 81, Furman 73  
 11/25 #17 Tennessee 58, Chattanooga 46  
 12/5 #14 Auburn 81, Furman 78 (OT)  
 12/18 Alabama 105, Samford 87  
 (Legacy Arena; Birmingham, Ala.)  
 12/18 ETSU 74, LSU 63

**Southland (1-0)**

12/7 Samford 113, Houston Baptist 90

**Southwestern Athletic (1-0)**

11/29 Chattanooga 74, Alabama State 56  
 (Niceville, Fla.)

**Summit (0-2)**

11/27 South Dakota State 86, Samford 77  
 12/7 North Dakota State 78, ETSU 68

**Sun Belt (8-3)**

11/12 Chattanooga 74, Troy 68  
 11/14 Arkansas State 71, VMI 56  
 11/15 Chattanooga 90, South Alabama 72  
 11/18 UNCG 55, Appalachian State 41  
 11/19 Georgia Southern 98, Mercer 88  
 11/23 Samford 72, Troy 60  
 11/26 ETSU 78, Appalachian State 69  
 11/27 Furman 58, UT Arlington 57  
 (Elon, N.C.)  
 11/30 ETSU 67, Little Rock 63  
 12/7 Georgia State 73, Mercer 61  
 12/15 Chattanooga 84, Troy 80 (OT)



**The Citadel**  
(6-15, 0-10 SoCon)

N9	UNC ASHEVILLE (ESPN3)	L, 76-91
N12	at Georgia (SEC Network+)	L, 86-95
N16	CAMPBELL (ESPN3)	L, 73-87
N19	at Southeast Missouri (ESPN+)	W, 74-69
N20	at Illinois# (Big Ten Network)	L, 57-85
N23	at Marist (ESPN+)	W, 79-75
N26	BREVARD# (ESPN+)	W, 90-47
D4	*ETSU (ESPN+)	L, 84-96
D7	CARVER (ESPN3)	W, 108-40
D10	PIEDMONT (ESPN3)	W, 129-83
D19	at Longwood (ESPN+)	W, 102-99 (3OT)
D22	at NC State (ACC Network)	L, 63-83
J1	*at Samford (ESPN+)	L, 68-69
J4	*WESTERN CAROLINA (ESPN+)	L, 82-86
J11	*at Wofford (ESPN3)	L, 71-73
J15	*UNCG (ESPN+)	L, 69-79
J18	*at VMI (ESPN+)	L, 79-88
J22	*at Chattanooga (ESPN+)	L, 69-92
J25	*FURMAN (ESPN3)	L, 54-78
J29	*WOFFORD (ESPN+)	L, 56-79
F1	*at Mercer (Nexstar/ESPN3)	L, 71-76
F5	*at UNCG (ESPN3)	7 p.m.
F8	*VMI (ESPN+)	1 p.m.
F12	*at ETSU (ESPN+)	7 p.m.
F15	*SAMFORD (Nexstar/ESPN3)	1 p.m.
F19	*CHATTANOOGA (ESPN+)	7 p.m.
F22	*at Western Carolina (ESPN3)	7:30 p.m.
F26	*MERCER (ESPN3)	7 p.m.
F29	*at Furman (Nexstar/ESPN+)	4 p.m.
M6-9	at SoCon Championship (Asheville, N.C.)	

# - Illinois Classic (campus sites)



**ETSU**  
(19-4, 8-2 SoCon)

N6	NEWBERRY (ESPN+)	W, 79-50
N9	at UT Martin (ESPN+)	W, 92-75
N14	WINTHROP (ESPN+)	W, 61-58
N19	at No. 4 Kansas# (ESPN+)	L, 63-75
N23	DELAWARE STATE# (ESPN3)	W, 98-66
N24	SOUTHERN UTAH# (ESPN+)	W, 70-58
N26	APPALACHIAN STATE (ESPN+)	W, 78-69
N30	at Little Rock (ESPN+)	W, 67-63
D4	*at The Citadel (ESPN+)	W, 96-84
D7	at North Dakota State (ESPN+)	L, 68-78
D15	MILLIGAN (ESPN3)	W, 97-41
D18	at LSU (SEC Network)	W, 74-63
D21	CLEVELAND STATE (ESPN3)	W, 80-55
D29	MARS HILL (ESPN3)	W, 117-48
J1	*WOFFORD (ESPN+)	W, 49-48
J4	*at Furman (ESPN3)	L, 56-65
J8	*at UNCG (ESPN+)	W, 64-57
J11	*VMI (Nexstar/ESPN3)	W, 61-55
J15	*SAMFORD (ESPN+)	W, 88-63
J18	*at Western Carolina (Nexstar/ESPN+)	W, 85-66
J25	*CHATTANOOGA (ESPN+)	W, 75-64
J29	*MERCER (ESPN+)	L, 55-71
F1	*UNCG (ESPN+)	W, 82-65
F5	*at Chattanooga (ESPN+)	7 p.m.
F8	*at Mercer (ESPN+)	4:30 p.m.
F12	*THE CITADEL (ESPN+)	7 p.m.
F15	*at VMI (ESPN+)	1 p.m.
F19	*FURMAN (ESPN+)	7 p.m.
F22	*at Samford (ESPN+)	3 p.m.
F26	*at Wofford (ESPN+)	7 p.m.
F29	*WESTERN CAROLINA (ESPN+)	4 p.m.
M6-9	at SoCon Championship (Asheville, N.C.)	

# - Maui Jim Maui Invitational (campus sites)



**Furman**  
(18-5, 8-2 SoCon)

N5	at Gardner-Webb (ESPN+)	W, 70-63
N8	LOYOLA CHICAGO (ESPN3)	W, 87-63
N12	at Charleston Southern (ESPN+)	W, 91-47
N15	SOUTHERN WESLEYAN# (ESPN3)	W, 83-61
N19	at Alabama# (SEC Network+)	L, 73-81
N22	COLUMBIA INTERNATIONAL (ESPN3)	W, 90-45
N26	at Elon# (FloHoops)	W, 97-61
N27	vs. UT Arlington^	W, 58-57
D2	at South Florida (ESPN3)	L, 55-65
D5	at No. 14 Auburn (SEC Network)	L, 78-81 (OT)
D8	USC UPSTATE (ESPN+)	W, 84-72
D11	NORTH GREENVILLE (ESPN3)	W, 90-65
D14	WINTHROP& (ESPN+)	W, 80-73
D20	*at Mercer (ESPN3)	W, 64-62
J1	*at VMI (ESPN+)	W, 89-73
J4	*ETSU (ESPN3)	W, 65-56
J8	*at Chattanooga (ESPN+)	W, 73-66
J11	*UNCG& (ESPN3)	L, 73-86
J15	*WESTERN CAROLINA (ESPN+)	W, 83-79
J17	*at Wofford (ESPN3)	L, 52-66
J22	*SAMFORD (ESPN+)	W, 101-78
J25	*at The Citadel (ESPN3)	W, 78-54
J29	*VMI (ESPN+)	W, 74-72 (OT)
F5	*MERCER (ESPN+)	7 p.m.
F8	*at Western Carolina (ESPN+)	2 p.m.
F12	*at Samford (ESPN+)	7:30 p.m.
F15	*CHATTANOOGA (ESPN3)	4 p.m.
F19	*at ETSU (ESPN+)	7 p.m.
F22	*WOFFORD& (Nexstar/ESPN+)	12 p.m.
F26	*at UNCG (ESPN+)	7 p.m.
F29	*THE CITADEL (Nexstar/ESPN+)	4 p.m.
M6-9	at SoCon Championship (Asheville, N.C.)	

# - Bad Boy Mowers Battle 4 Atlantis (campus sites)

^ - Bad Boy Mowers Battle 4 Atlantis (Elon, N.C.)

& - Bon Secours Wellness Arena (Greenville, S.C.)



**Mercer**  
(12-11, 6-4 SoCon)

N6	at St. John's (FS1)	L, 79-109
N8	COLUMBIA INTERNATIONAL (ESPN3)	W, 84-76
N11	KENNESAW STATE (ESPN+)	W, 74-62
N15	FGCU (ESPN3)	W, 84-68
N19	at Georgia Southern (ESPN+)	L, 88-98
N23	at UIC# (ESPN+)	W, 72-68
N26	at St. Bonaventure# (ESPN+)	L, 51-56
D1	vs. Canisius^ (CUSA.TV)	L, 66-76
D2	vs. Holy Cross^ (CUSA.TV)	L, 67-81
D7	GEORGIA STATE (ESPN+)	L, 61-73
D16	at UNCW (FloHoops)	W, 72-63
D20	*FURMAN (ESPN3)	L, 62-64
D22	FLORIDA ATLANTIC (ESPN+)	L, 50-65
D28	MILLIGAN (ESPN3)	W, 104-52
J1	*at UNCG (ESPN+)	L, 63-72
J4	*CHATTANOOGA (ESPN3)	L, 61-70
J11	*at Western Carolina (ESPN+)	L, 71-79
J15	*VMI (ESPN+)	W, 73-62
J18	*at Samford (ESPN3)	W, 90-75
J22	*WESTERN CAROLINA (ESPN+)	W, 83-79
J25	*at VMI (Nexstar/ESPN3)	W, 69-66
J29	*at ETSU (ESPN+)	W, 71-55
F1	*THE CITADEL (Nexstar/ESPN3)	W, 76-71
F5	*at Furman (ESPN+)	7 p.m.
F8	*ETSU (ESPN+)	4:30 p.m.
F12	*at Wofford (ESPN+)	7 p.m.
F15	*UNCG (ESPN3)	4:30 p.m.
F19	*SAMFORD (ESPN+)	7 p.m.
F22	*at Chattanooga (ESPN3)	4:30 p.m.
F26	*at The Citadel (ESPN3)	7 p.m.
F29	*WOFFORD (ESPN+)	4:30 p.m.
M6-9	at SoCon Championship (Asheville, N.C.)	

# - Boca Raton Beach Classic (campus sites)

^ - Boca Raton Beach Classic (Boca Raton, Fla.)



**UNC Greensboro**  
(16-6, 6-3 SoCon)

N5	North Carolina A&T (ESPN3)	W, 83-50
N8	at No. 3 Kansas (ESPN3)	L, 62-74
N11	AVERETT# (ESPN+)	W, 109-51
N15	TENNESSEE TECH#^ (ESPN3)	W, 64-30
N16	MONTANA STATE#^ (ESPN3)	L, 66-67
N18	APPALACHIAN STATE# (ESPN+)	W, 55-41
N24	*VMI (ESPN+)	W, 74-63
N30	at Georgetown (FS2)	W, 65-61
D4	KENNESAW STATE^ (ESPN+)	W, 72-54
D7	at Radford (ESPN+)	W, 60-58
D15	NC STATE (ESPN+)	L, 77-80
D18	at Vermont (ESPN+)	W, 54-53
D21	NORTHERN KENTUCKY^ (ESPN+)	W, 67-50
D28	WILLIAM PEACE (ESPN3)	W, 106-34
J1	*MERCER (ESPN+)	W, 72-63
J4	*at Wofford (Nexstar/ESPN+)	L, 92-98 (2OT)
J8	*ETSU (ESPN+)	L, 57-64
J11	*at Furman& (ESPN3)	W, 86-73
J15	*at The Citadel (ESPN+)	W, 79-69
J18	*CHATTANOOGA (ESPN+)	W, 72-52
J25	*at Samford (ESPN3)	W, 70-63
J29	*at Western Carolina (ESPN+)	W, 72-58
F1	*at ETSU (ESPN+)	L, 65-82
F5	*THE CITADEL (ESPN3)	7 p.m.
F9	*SAMFORD (ESPN+)	1 p.m.
F12	*WESTERN CAROLINA (ESPN+)	7 p.m.
F15	*at Mercer (ESPN3)	4:30 p.m.
F19	*WOFFORD (ESPN+)	7 p.m.
F22	*at VMI (ESPN+)	1 p.m.
F26	*FURMAN (ESPN+)	7 p.m.
F29	*at Chattanooga (ESPN+)	4:30 p.m.
M6-9	at SoCon Championship (Asheville, N.C.)	

# - Spartan Invitational

^ - Fleming Gymnasium (Greensboro, N.C.)


& - Bon Secours Wellness Arena (Greenville, S.C.)



**Samford**  
(8-16, 2-8 SoCon)

N5	at Morehead State (ESPN+)	L, 86-90 (2OT)
N7	KENTUCKY WESLEYAN (ESPN+)	W, 68-42
N11	at Belmont (ESPN+)	L, 63-95
N13	UVA-WISE (ESPN3)	W, 102-64
N16	at North Alabama (ESPN+)	L, 55-61
N19	MANHATTAN (ESPN+)	W, 70-57
N23	TROY (ESPN3)	W, 72-60
N27	at South Dakota State (ESPN3)	L, 77-86
N30	at Louisiana Tech (CUSA.TV)	L, 57-78
D3	AUBURN-MONTGOMERY (ESPN3)	W, 97-64
D7	at Houston Baptist	W, 113-90
D15	at Hawaii (Spectrum Sports)	L, 73-94
D18	ALABAMA# (ESPN+)	L, 87-105
D21	at Georgetown (FS1)	L, 71-99
J1	*THE CITADEL (ESPN+)	W, 69-68
J4	*at VMI (ESPN+)	W, 78-75
J8	*WOFFORD (ESPN+)	L, 62-67
J11	*at Chattanooga (ESPN3)	L, 67-105
J15	*at ETSU (ESPN+)	L, 63-88
J18	*MERCER (ESPN3)	L, 75-90
J22	*at Furman (ESPN+)	L, 78-101
J25	*UNCG (ESPN3)	L, 63-70
J29	*CHATTANOOGA (ESPN+)	L, 84-92
F1	*at Wofford (ESPN3)	L, 56-80
F5	*WESTERN CAROLINA (ESPN3)	7:30 p.m.
F9	*at UNCG (ESPN+)	1 p.m.
F12	*FURMAN (ESPN+)	7:30 p.m.
F15	*at The Citadel (Nexstar/ESPN3)	1 p.m.
F19	*at Mercer (ESPN+)	7 p.m.
F22	*ETSU (ESPN+)	3 p.m.
F26	*at Western Carolina (ESPN+)	7 p.m.
F29	*VMI (ESPN3)	5 p.m.
M6-9	at SoCon Championship (Asheville, N.C.)	


# - Legacy Arena at Birmingham-Jefferson Convention Complex (Birmingham, Ala.)



**Chattanooga**  
(14-9, 5-5 SoCon)

N5	at Eastern Kentucky (ESPN+)	L, 68-79
N9	TENNESSEE STATE (SDN)	W, 59-57
N12	at Troy (ESPN+)	W, 74-68
N15	SOUTH ALABAMA (SDN)	W, 90-72
N20	at Florida State# (Fox Sports South/ACCNE)	L, 53-89
N25	at No. 17 Tennessee# (SEC Network)	L, 46-58
N29	vs. Alabama State^ (EmeraldCoast.TV)	W, 74-56
N30	vs. Jacksonville State^ (EmeraldCoast.TV)	W, 63-60
D3	*at Western Carolina (ESPN3)	L, 77-87
D8	TENNESSEE WESLEYAN (ESPN3)	W, 99-51
D11	at Virginia Tech (ACC Network)	L, 58-63
D15	TROY (ESPN+)	W, 84-80 (OT)
D21	at UNC Asheville (ESPN+)	W, 68-64
D29	CUMBERLAND (ESPN3)	W, 72-42
J4	*at Mercer (ESPN3)	W, 70-61
J8	*FURMAN (ESPN+)	L, 66-73
J11	*SAMFORD (ESPN3)	W, 105-67
J15	*WOFFORD (ESPN+)	W, 72-59
J18	*at UNCG (ESPN+)	L, 52-72
J22	*THE CITADEL (ESPN+)	W, 92-69
J25	*at ETSU (ESPN+)	L, 64-75
J29	*at Samford (ESPN+)	W, 92-84
F1	*WESTERN CAROLINA (ESPN3)	L, 61-64
F5	*ETSU (ESPN+)	7 p.m.
F8	*at Wofford (Nexstar/ESPN+)	7 p.m.
F12	*VMI (ESPN+)	7 p.m.
F15	*at Furman (ESPN3)	4 p.m.
F19	*at The Citadel (ESPN+)	7 p.m.
F22	*MERCER (ESPN3)	4:30 p.m.
F26	*at VMI (ESPN+)	7 p.m.
F29	*UNCG (ESPN+)	4:30 p.m.
M6-9	at SoCon Championship (Asheville, N.C.)	


# - Emerald Coast Classic (campus sites)  
^ - Emerald Coast Classic (Niceville, Fla.)



**VMI**  
(6-17, 1-9 SoCon)


N5	at East Carolina (ESPN3)	L, 68-80
N8	MARIST (ESPN3)	L, 56-58
N11	PRESBYTERIAN (ESPN+)	L, 77-80 (OT)
N14	at Arkansas State# (ESPN+)	L, 56-71
N15	vs. Idaho^	L, 67-68*
N17	vs. UC Davis^	W, 89-84 (2OT)
N20	CHRISTENDOM# (ESPN3)	W, 96-20
N24	*at UNCG (ESPN+)	L, 63-74
N26	GOUCHER (ESPN3)	W, 98-32
D4	at Duquesne (ESPN+)	L, 58-71
D7	STETSON (ESPN+)	W, 88-61
D11	FERRUM (ESPN3)	W, 78-60
D21	at Virginia Tech (ACC Network)	L, 55-64
D29	at USC Upstate (ESPN+)	L, 82-91
J1	*FURMAN (ESPN+)	L, 73-89
J4	*SAMFORD (ESPN+)	L, 75-78
J8	*WESTERN CAROLINA (ESPN3)	L, 85-97
J11	*at ETSU (Nexstar/ESPN3)	L, 55-61
J15	*at Mercer (ESPN+)	L, 62-73
J18	*THE CITADEL (ESPN+)	W, 88-79
J22	*at Wofford (ESPN+)	L, 54-66
J25	*MERCER (Nexstar/ESPN3)	L, 66-69
J29	*at Furman (ESPN+)	L, 72-74 (OT)
F5	*WOFFORD (ESPN+)	7 p.m.
F8	*at The Citadel (ESPN+)	1 p.m.
F12	*at Chattanooga (ESPN+)	7 p.m.
F15	*ETSU (ESPN+)	1 p.m.
F19	*at Western Carolina (ESPN+)	7 p.m.
F22	*UNCG (ESPN+)	1 p.m.
F26	*CHATTANOOGA (ESPN+)	7 p.m.
F29	*at Samford (ESPN3)	5 p.m.
M6-9	at SoCon Championship (Asheville, N.C.)	

# - Red Wolves Classic (campus sites)  
^ - Red Wolves Classic (Jonesboro, Ark.)



**Western Carolina**  
(14-7, 6-4 SoCon)

N5	at Georgia (SEC Network+)	L, 72-91
N9	GARDNER-WEBB (ESPN3)	W, 71-59
N12	NORTH CAROLINA A&T (ESPN+)	W, 90-64
N15	at Florida State (Fox Sports South/ACCNE)	L, 74-79
N21	at Jacksonville (ESPN+)	W, 96-94 (2OT)
N24	at Stetson (ESPN+)	W, 70-64
N27	BRYAN (SDN)	W, 78-54
D3	*CHATTANOOGA (ESPN3)	W, 87-77
D7	UNC ASHEVILLE (Nexstar/ESPN3)	W, 78-77
D18	at Xavier (FS1)	L, 61-74
D21	at Tennessee Tech (ESPN+)	W, 89-76
D28	PIEDMONT (SDN)	W, 108-47
J4	*at The Citadel (ESPN+)	W, 86-82
J8	*at VMI (ESPN3)	W, 97-85
J11	*MERCER (ESPN+)	W, 79-71
J15	*at Furman (ESPN+)	L, 79-83
J18	*ETSU (Nexstar/ESPN+)	L, 66-85
J22	*at Mercer (ESPN+)	L, 79-83
J25	*WOFFORD (ESPN3)	W, 81-72
J29	*UNCG (ESPN+)	L, 58-72
F1	*at Chattanooga (ESPN3)	W, 64-61
F5	*at Samford (ESPN3)	7:30 p.m.
F8	*FURMAN (ESPN+)	2 p.m.
F12	*at UNCG (ESPN+)	7 p.m.
F15	*at Wofford (ESPN+)	7 p.m.
F19	*VMI (ESPN+)	7 p.m.
F22	*THE CITADEL (ESPN3)	7:30 p.m.
F26	*SAMFORD (ESPN+)	7 p.m.
F29	*at ETSU (ESPN+)	4 p.m.
M6-9	at SoCon Championship (Asheville, N.C.)	



**Wofford**  
(15-8, 7-3 SoCon)

N5	ERSKINE (ESPN3)	W, 86-63
N9	HIGH POINT (SDN)	W, 89-61
N12	WILLIAM & MARY (ESPN+)	L, 79-80
N16	at Butler# (FS2)	L, 61-80
N18	at Missouri# (SEC Network+)	L, 56-75
N21	at South Florida (ESPN3)	L, 55-69
N26	at Maryland Eastern Shore#	W, 67-42
D2	NORTH CAROLINA CENTRAL (ESPN+)	W, 77-59
D7	GARDNER-WEBB (ESPN3)	W, 81-77
D13	NORTH GREENVILLE (ESPN3)	W, 112-66
D15	at No. 17 North Carolina (ACC Network)	W, 68-64
D19	at No. 4 Duke (ESPN2)	L, 57-86
D22	at Kennesaw State (ESPN+)	W, 83-70
J1	*at ETSU (ESPN+)	L, 48-49
J4	*UNCG (Nexstar/ESPN+)	W, 98-92 (2OT)
J8	*at Samford (ESPN+)	W, 67-762
J11	*THE CITADEL (ESPN3)	W, 73-71
J15	*at Chattanooga (ESPN+)	L, 59-72
J17	*FURMAN (ESPN3)	W, 66-52
J22	*VMI (ESPN+)	W, 66-54
J25	*at Western Carolina (ESPN3)	L, 72-81
J29	*at The Citadel (ESPN+)	W, 79-56
F1	*SAMFORD (ESPN3)	W, 80-56
F5	*at VMI (ESPN+)	7 p.m.
F8	*CHATTANOOGA (Nexstar/ESPN+)	7 p.m.
F12	*MERCER (ESPN+)	7 p.m.
F15	*WESTERN CAROLINA (ESPN+)	7 p.m.
F19	*at UNCG (ESPN+)	7 p.m.
F22	*at Furman# (Nexstar/ESPN+)	12 p.m.
F26	*ETSU (ESPN+)	7 p.m.
F29	*at Mercer (ESPN+)	4:30 p.m.
M6-9	at SoCon Championship (Asheville, N.C.)	

# - Hall of Fame Classic (campus sites)  
& - Bon Secours Wellness Arena (Greenville, S.C.)

**Southern Conference men's basketball media relations information**

<p><b>The Citadel (CitadelSports.com)</b> Milledge Austin (maustin7@citadel.edu) Office: 843-953-6567</p> <p><b>ETSU (ETSUBucs.com)</b> Kevin Brown (brownk@etsu.edu) Office: 423-439-5263</p> <p><b>Furman (FurmanPaladins.com)</b> Jordan Caskey (jordan.caskey@furman.edu) Office: 864-294-3065</p> <p><b>Mercer (MercerBears.com)</b> Travis Rae (rae_tj@mercer.edu) Office: 478-301-5219</p> <p><b>UNCG (UNCGSpartans.com)</b> Mark Pinkerton (mdpinker@uncg.edu) Office: 757-812-1926</p> <p><b>Samford (SamfordSports.com)</b> Joey Mullins (jimmulli1@samford.edu) Office: 205-726-2799</p>	<p><b>Chattanooga (GoMocs.com)</b> Jim Horten (jameshorten@utc.edu) Office: 423-425-2350</p> <p><b>VMI (VMIKeydets.com)</b> Wade Branner (brannerwh@vmi.edu) Office: 540-464-7515</p> <p><b>Western Carolina (CatamountSports.com)</b> Steven Grandy (sgrandy@email.wcu.edu) Office: 828-227-2655</p> <p><b>Wofford (WoffordTerriers.com)</b> Phil Marcello (marcellopr@wofford.edu) Office: 864-597-4092</p> <p><b>Southern Conference (SoConSports.com)</b> Phil Perry (pperry@socon.org) Office: 864-591-5100 // Cell: 864-525-5174</p>
---	--

2019-20 Southern Conference  
CONFERENCE BASKETBALL STATISTICS  
Through games of Feb 04, 2020 (All games)

SCORING OFFENSE	G	W-L	Pts	Avg/G
1. Western Carolina	21	14-7	1663	79.2
2. The Citadel	21	6-15	1640	78.1
3. Furman	23	18-5	1788	77.7
4. ETSU	23	19-4	1755	76.3
5. Samford	24	8-16	1786	74.4
6. UNC Greensboro	23	17-6	1679	73.0
Wofford	23	15-8	1679	73.0
8. Mercer	23	12-11	1673	72.7
9. VMI	23	6-17	1661	72.2
10. Chattanooga	23	14-9	1659	72.1

SCORING DEFENSE	G	Pts	Avg/G
1. UNC Greensboro	23	1388	60.3
2. ETSU	23	1437	62.5
3. Furman	23	1526	66.3
4. Wofford	23	1537	66.8
5. Chattanooga	23	1550	67.4
6. VMI	23	1600	69.6
7. Mercer	23	1640	71.3
8. Western Carolina	21	1552	73.9
9. The Citadel	21	1670	79.5
10. Samford	24	1921	80.0

SCORING MARGIN	G	Offense	Defense	Margin
1. ETSU	23	76.3	62.5	+13.8
2. UNC Greensboro	23	73.0	60.3	+12.7
3. Furman	23	77.7	66.3	+11.4
4. Wofford	23	73.0	66.8	+6.2
5. Western Carolina	21	79.2	73.9	+5.3
6. Chattanooga	23	72.1	67.4	+4.7
7. VMI	23	72.2	69.6	+2.7
8. Mercer	23	72.7	71.3	+1.4
9. The Citadel	21	78.1	79.5	-1.4
10. Samford	24	74.4	80.0	-5.6

FREE THROW PCT	G	FTM	FTA	Pct.
1. Mercer	23	273	372	.734
2. Wofford	23	242	331	.731
3. VMI	23	232	322	.720
4. Samford	24	343	479	.716
5. Western Carolina	21	305	435	.701
6. Furman	23	265	380	.697
7. The Citadel	21	283	409	.692
8. Chattanooga	23	246	363	.678
9. ETSU	23	331	494	.670
10. UNC Greensboro	23	223	350	.637

FIELD GOAL PERCENTAGE	G	FGM	FGA	Pct.
1. Furman	23	650	1362	.477
2. ETSU	23	624	1325	.471
3. Western Carolina	21	574	1227	.468
4. Wofford	23	605	1313	.461
5. Mercer	23	614	1340	.458
6. Chattanooga	23	606	1354	.448
7. Samford	24	642	1440	.446
8. The Citadel	21	577	1315	.439
9. UNC Greensboro	23	630	1452	.434
10. VMI	23	592	1387	.427

FIELD GOAL PCT DEFENSE	G	FGM	FGA	Pct.
1. UNC Greensboro	23	474	1141	.415
2. ETSU	23	518	1227	.422
3. Wofford	23	546	1270	.430
4. Western Carolina	21	561	1303	.431
5. Mercer	23	585	1340	.437
6. Chattanooga	23	579	1318	.439
7. VMI	23	566	1282	.441
8. Furman	23	577	1306	.442
9. The Citadel	21	608	1369	.444
10. Samford	24	702	1559	.450

3-POINT FG PCT	G	3FGM	3FGA	Pct.
1. Mercer	23	172	464	.371
2. Western Carolina	21	210	567	.370
3. Wofford	23	227	635	.357
4. Chattanooga	23	201	563	.357
5. VMI	23	245	691	.355
6. Furman	23	223	634	.352
7. Samford	24	159	466	.341
8. ETSU	23	176	519	.339
9. The Citadel	21	203	612	.332
10. UNC Greensboro	23	196	620	.316

3-POINT FG PCT DEFENSE	G	3FGM	3FGA	Pct.
1. ETSU	23	128	445	.288
2. Western Carolina	21	147	502	.293
3. Furman	23	156	522	.299
4. Chattanooga	23	137	454	.302
5. The Citadel	21	182	578	.315
6. Wofford	23	175	549	.319
7. Mercer	23	174	524	.332
8. UNC Greensboro	23	153	456	.336
9. VMI	23	170	498	.341
10. Samford	24	245	712	.344

REBOUNDING OFFENSE	G	Rebounds	Avg/G
1. Western Carolina	21	804	38.3
2. UNC Greensboro	23	841	36.6
3. Samford	24	876	36.5
4. The Citadel	21	765	36.4
5. ETSU	23	833	36.2
6. Chattanooga	23	830	36.1
7. Mercer	23	825	35.9
8. VMI	23	819	35.6
9. Furman	23	746	32.4
10. Wofford	23	715	31.1

REBOUNDING DEFENSE	G	Rebounds	Avg/G
1. ETSU	23	727	31.6
2. Wofford	23	728	31.7
3. Mercer	23	732	31.8
4. UNC Greensboro	23	770	33.5
5. Western Carolina	21	711	33.9
6. Chattanooga	23	779	33.9
7. Furman	23	785	34.1
8. VMI	23	810	35.2
9. The Citadel	21	803	38.2
10. Samford	24	923	38.5



2019-20 Southern Conference  
CONFERENCE BASKETBALL STATISTICS  
Through games of Feb 04, 2020 (All games)

REBOUNDING MARGIN		G	Team	Avg.	Opp.	Avg.	Margin
1.	ETSU	23	833	36.2	727	31.6	+4.6
2.	Western Carolina	21	804	38.3	711	33.9	+4.4
3.	Mercer	23	825	35.9	732	31.8	+4.0
4.	UNC Greensboro	23	841	36.6	770	33.5	+3.1
5.	Chattanooga	23	830	36.1	779	33.9	+2.2
6.	VMI	23	819	35.6	810	35.2	+0.4
7.	Wofford	23	715	31.1	728	31.7	-0.6
8.	Furman	23	746	32.4	785	34.1	-1.7
9.	The Citadel	21	765	36.4	803	38.2	-1.8
10.	Samford	24	876	36.5	923	38.5	-2.0

BLOCKED SHOTS		G	No.	Avg/G
1.	UNC Greensboro	23	91	4.0
	ETSU	23	91	4.0
3.	Samford	24	75	3.1
4.	Furman	23	65	2.8
5.	Wofford	23	64	2.8
	Mercer	23	64	2.8
7.	The Citadel	21	52	2.5
8.	VMI	23	55	2.4
9.	Western Carolina	21	35	1.7
10.	Chattanooga	23	35	1.5

ASSISTS		G	No.	Avg/G
1.	VMI	23	376	16.3
2.	The Citadel	21	326	15.5
3.	Furman	23	351	15.3
4.	Chattanooga	23	339	14.7
5.	Western Carolina	21	302	14.4
6.	ETSU	23	328	14.3
7.	Mercer	23	319	13.9
8.	Wofford	23	308	13.4
9.	UNC Greensboro	23	285	12.4
10.	Samford	24	285	11.9

STEALS		G	No.	Avg/G
1.	UNC Greensboro	23	224	9.7
2.	ETSU	23	204	8.9
3.	Furman	23	187	8.1
4.	The Citadel	21	156	7.4
5.	VMI	23	163	7.1
6.	Mercer	23	159	6.9
7.	Samford	24	164	6.8
8.	Wofford	23	136	5.9
9.	Western Carolina	21	109	5.2
10.	Chattanooga	23	112	4.9

TURNOVER MARGIN		G	Team	Avg.	Opp.	Avg.	Margin
1.	UNC Greensboro	23	271	11.8	432	18.8	+7.0
2.	Furman	23	272	11.8	372	16.2	+4.3
3.	ETSU	23	280	12.2	375	16.3	+4.1
4.	Wofford	23	269	11.7	305	13.3	+1.6
5.	VMI	23	288	12.5	317	13.8	+1.3
6.	Chattanooga	23	284	12.3	285	12.4	+0.0
7.	The Citadel	21	334	15.9	317	15.1	-0.8
8.	Samford	24	381	15.9	353	14.7	-1.2
9.	Mercer	23	348	15.1	308	13.4	-1.7
10.	Western Carolina	21	305	14.5	267	12.7	-1.8

ASSIST/TURNOVER RATIO		G	Ast.	Avg.	T/O	Avg.	Ratio
1.	VMI	23	376	16.3	288	12.5	1.3
2.	Furman	23	351	15.3	272	11.8	1.3
3.	Chattanooga	23	339	14.7	284	12.3	1.2
4.	ETSU	23	328	14.3	280	12.2	1.2
5.	Wofford	23	308	13.4	269	11.7	1.1
6.	UNC Greensboro	23	285	12.4	271	11.8	1.1
7.	Western Carolina	21	302	14.4	305	14.5	1.0
8.	The Citadel	21	326	15.5	334	15.9	1.0
9.	Mercer	23	319	13.9	348	15.1	0.9
10.	Samford	24	285	11.9	381	15.9	0.7

OFFENSIVE REBOUNDS		G	No.	Avg/G
1.	UNC Greensboro	23	297	12.9
2.	ETSU	23	265	11.5
3.	VMI	23	247	10.7
4.	Samford	24	254	10.6
5.	Western Carolina	21	213	10.1
6.	Mercer	23	232	10.1
7.	Chattanooga	23	226	9.8
8.	The Citadel	21	199	9.5
9.	Furman	23	188	8.2
10.	Wofford	23	177	7.7

DEFENSIVE REBOUNDS		G	No.	Avg/G
1.	Western Carolina	21	591	28.1
2.	The Citadel	21	566	27.0
3.	Chattanooga	23	604	26.3
4.	Samford	24	622	25.9
5.	Mercer	23	593	25.8
6.	VMI	23	572	24.9
7.	ETSU	23	568	24.7
8.	Furman	23	558	24.3
9.	UNC Greensboro	23	544	23.7
10.	Wofford	23	538	23.4

DEFENSIVE REB PCT.		G	D-Reb	Opp. OR	D-Reb%
1.	Chattanooga	23	604	188	.763
2.	Western Carolina	21	591	207	.741
3.	Wofford	23	538	194	.735
4.	UNC Greensboro	23	544	197	.734
5.	ETSU	23	568	207	.733
6.	Furman	23	558	208	.728
7.	Mercer	23	593	222	.728
8.	VMI	23	572	219	.723
9.	The Citadel	21	566	224	.716
10.	Samford	24	622	303	.672

OFFENSIVE REB PCT.		G	O-Reb	Opp. DR	O-Reb%
1.	UNC Greensboro	23	297	573	.341
2.	ETSU	23	265	520	.338
3.	Mercer	23	232	510	.313
4.	Western Carolina	21	213	504	.297
5.	VMI	23	247	591	.295
6.	Samford	24	254	620	.291
7.	Chattanooga	23	226	591	.277
8.	The Citadel	21	199	579	.256
9.	Wofford	23	177	534	.249
10.	Furman	23	188	577	.246

2019-20 Southern Conference  
CONFERENCE BASKETBALL STATISTICS  
Through games of Feb 04, 2020 (All games)

3-POINT FG MADE	G	No.	Avg/G
1. VMI	23	245	10.7
2. Western Carolina	21	210	10.0
3. Wofford	23	227	9.9
4. Furman	23	223	9.7
5. The Citadel	21	203	9.7
6. Chattanooga	23	201	8.7
7. UNC Greensboro	23	196	8.5
8. ETSU	23	176	7.7
9. Mercer	23	172	7.5
10. Samford	24	159	6.6

2019-20 Southern Conference  
CONFERENCE BASKETBALL STATISTICS  
Through games of Feb 04, 2020 (All games)

Team	Conference	Pct.	PF	PA	Overall	Pct.	PF	PA	Current unbeaten streak
ETSU	8-2	.800	71.1	63.8	19-4	.826	76.3	62.5	Mercer -- 6
Furman	8-2	.800	75.2	69.2	18-5	.783	77.7	66.3	Furman -- 3
UNC Greensboro	7-3	.700	73.9	68.5	17-6	.739	73.0	60.3	Wofford -- 2
Wofford	7-3	.700	70.8	64.5	15-8	.652	73.0	66.8	Western Carolina -- 1
Western Carolina	6-4	.600	77.6	77.3	14-7	.667	79.2	73.9	ETSU -- 1
Mercer	6-4	.600	72.1	69.3	12-11	.522	72.7	71.3	
Chattanooga	5-5	.500	75.1	71.1	14-9	.609	72.1	67.4	
Samford	2-8	.200	69.5	83.6	8-16	.333	74.4	80.0	
VMI	1-9	.100	69.3	76.0	6-17	.261	72.2	69.6	
The Citadel	0-10	.000	70.3	81.6	6-15	.286	78.1	79.5	

TEAM SUMMARIES	G	PF-PA	Avg score	Margin	FG-FGA	Pct.	3FG-FGA	Pct.	FT-FTA	Pct.	RebF	RebA	Margin
Chattanooga	23	1659-1550	72.1-67.4	+4.7	606-1354	.448	201-563	.357	246-363	.678	830	779	+2.2
ETSU	23	1755-1437	76.3-62.5	+13.8	624-1325	.471	176-519	.339	331-494	.670	833	727	+4.6
Furman	23	1788-1526	77.7-66.3	+11.4	650-1362	.477	223-634	.352	265-380	.697	746	785	-1.7
Mercer	23	1673-1640	72.7-71.3	+1.4	614-1340	.458	172-464	.371	273-372	.734	825	732	+4.0
Samford	24	1786-1921	74.4-80.0	-5.6	642-1440	.446	159-466	.341	343-479	.716	876	923	-2.0
The Citadel	21	1640-1670	78.1-79.5	-1.4	577-1315	.439	203-612	.332	283-409	.692	765	803	-1.8
UNC Greensboro	23	1679-1388	73.0-60.3	+12.7	630-1452	.434	196-620	.316	223-350	.637	841	770	+3.1
VMI	23	1661-1600	72.2-69.6	+2.7	592-1387	.427	245-691	.355	232-322	.720	819	810	+0.4
Western Carolina	21	1663-1552	79.2-73.9	+5.3	574-1227	.468	210-567	.370	305-435	.701	804	711	+4.4
Wofford	23	1679-1537	73.0-66.8	+6.2	605-1313	.461	227-635	.357	242-331	.731	715	728	-0.6

ATTENDANCE	Home	Average	Away	Average	Neutral	Average	Total	Average
Chattanooga	10-26174	2617	11-57852	5259	2-345	172	23-84371	3668
ETSU	14-63077	4506	9-39552	4395	0-0	0	23-102629	4462
Furman	11-23859	2169	11-35644	3240	1-0	0	23-59503	2587
Mercer	11-27636	2512	10-24133	2413	2-0	0	23-51769	2251
Samford	11-11251	1023	13-31637	2434	0-0	0	24-42888	1787
The Citadel	10-7800	780	11-49639	4513	0-0	0	21-57439	2735
UNC Greensboro	13-45277	3483	10-43466	4347	0-0	0	23-88743	3858
VMI	11-15144	1377	10-27170	2717	2-204	102	23-42518	1849
Western Carolina	10-20743	2074	11-39953	3632	0-0	0	21-60696	2890
Wofford	11-19506	1773	12-49379	4115	0-0	0	23-68885	2995
Totals	112-260467	2326	108-398425	3689	7-549	78	227-659441	2905

2019-20 Southern Conference  
INDIVIDUAL BASKETBALL STATISTICS  
Through games of Feb 04, 2020 (All games)

To be ranked, a player must appear in at least 75.0% of their team's games.

SCORING								REBOUNDING							
	Cl	G	FG	3FG	FT	Pts	Avg/G		Cl	G	Off	Def	Total	Avg/G	
1. Isaiah Miller-UNCG	Jr	23	178	23	50	429	18.7	1. Carlos Dotson-WCU	Sr	20	53	136	189	9.5	
2. Josh Sharkey-SAM	Sr	21	125	28	113	391	18.6	2. Ethan Stair-MER	Sr	23	41	164	205	8.9	
3. Mason Faulkner-WCU	Jr	21	115	47	104	381	18.1	3. James Dickey-UNCG	Sr	23	66	138	204	8.9	
4. Djordje Dimitrijevic-MER	Sr	21	122	50	85	379	18.0	4. Kaelon Harris-CIT	Sr	20	37	114	151	7.6	
5. Jordan Lyons-FUR	Sr	23	121	60	90	392	17.0	5. Jalen Dupree-SAM	Sr	24	62	105	167	7.0	
6. Ethan Stair-MER	Sr	23	130	47	52	359	15.6	6. Robert Allen-SAM	So	23	43	109	152	6.6	
7. Nathan Hoover-WOF	Sr	23	110	56	62	338	14.7	7. Clay Mounce-FUR	Jr	23	45	100	145	6.3	
8. Matt Ryan-UTC	Sr	23	113	60	51	337	14.7	8. Chevez Goodwin-WOF	Jr	23	53	91	144	6.3	
9. Carlos Dotson-WCU	Sr	20	113	0	61	287	14.4	9. Bo Hodges-ETSU	Jr	23	35	102	137	6.0	
10. Noah Gurley-FUR	So	23	125	14	61	325	14.1	10. Garrett Gilkeson-VMI	Sr	23	34	98	132	5.7	
Brandon Austin-SAM	Sr	23	114	61	36	325	14.1	11. Mason Faulkner-WCU	Jr	21	15	105	120	5.7	
12. Kaiden Rice-CIT	Jr	21	100	64	26	290	13.8	12. Eddie Davis III-CIT	Sr	20	34	79	113	5.7	
13. Clay Mounce-FUR	Jr	23	117	45	36	315	13.7	13. Ramon Vila-UTC	Jr	23	56	73	129	5.6	
14. Kaelon Harris-CIT	Sr	20	88	18	77	271	13.6	14. Lucas N'Guessan-ETSU	Sr	23	34	89	123	5.3	
15. Bo Hodges-ETSU	Jr	23	120	12	57	309	13.4	15. Jalen Slawson-FUR	So	23	33	89	122	5.3	
16. Tray Boyd III-ETSU	Sr	23	107	53	40	307	13.3	16. Tyler Creammer-VMI	Sr	23	47	73	120	5.2	
17. David Jean-Baptiste-UTC	Jr	23	112	40	39	303	13.2	17. Rod Johnson-UTC	Jr	22	21	89	110	5.0	
18. Robert Allen-SAM	So	23	116	19	46	297	12.9	Onno Steger-WCU	Sr	21	32	73	105	5.0	
19. Travis Eeve-VMI	Fr	23	99	55	34	287	12.5	19. Noah Gurley-FUR	So	23	30	82	112	4.9	
20. Storm Murphy-WOF	Jr	22	100	44	25	269	12.2	Maciej Bender-MER	Jr	23	39	73	112	4.9	
21. Ramon Vila-UTC	Jr	23	121	1	31	274	11.9								
22. Fletcher Abee-CIT	Fr	21	80	54	31	245	11.7								
23. Jalen Dupree-SAM	Sr	24	102	10	61	275	11.5								
24. Chevez Goodwin-WOF	Jr	23	113	0	29	255	11.1								
25. Matt Halvorsen-WCU	Jr	21	69	60	31	229	10.9								
26. Onno Steger-WCU	Sr	21	73	45	37	228	10.9								
27. Garrett Gilkeson-VMI	Sr	23	75	33	54	237	10.3								
28. Mike Bothwell-FUR	So	23	89	36	22	236	10.3								
29. Kamdyn Curfman-VMI	Fr	23	77	60	15	229	10.0								
30. Kaleb Hunter-UNCG	So	18	63	9	34	169	9.4								

FIELD GOAL PCT						ASSISTS				
	Cl	G	FGM	FGA	Pct.		Cl	G	No.	Avg/G
1. Chevez Goodwin-WOF	Jr	23	113	180	.628	1. Josh Sharkey-SAM	Sr	21	160	7.6
2. Carlos Dotson-WCU	Sr	20	113	183	.617	2. Mason Faulkner-WCU	Jr	21	130	6.2
3. Ramon Vila-UTC	Jr	23	121	199	.608	3. Tyson Batiste-CIT	Sr	21	122	5.8
4. James Dickey-UNCG	Sr	23	79	142	.556	4. Garrett Gilkeson-VMI	Sr	23	81	3.5
5. Noah Gurley-FUR	So	23	125	225	.556	5. Alex Hunter-FUR	Jr	23	77	3.3
6. Jalen Dupree-SAM	Sr	24	102	187	.545	6. Djordje Dimitrijevic-MER	Sr	21	66	3.1
7. Mike Bothwell-FUR	So	23	89	172	.517	7. Storm Murphy-WOF	Jr	22	65	3.0
8. Clay Mounce-FUR	Jr	23	117	230	.509	8. Isaiah Tisdale-ETSU	Sr	23	67	2.9
9. Bo Hodges-ETSU	Jr	23	120	236	.508	9. Isaiah Miller-UNCG	Jr	23	64	2.8
10. Kaleb Hunter-UNCG	So	18	63	125	.504	10. Greg Parham-VMI	Jr	22	60	2.7
11. Ethan Stair-MER	Sr	23	130	266	.489	11. Bo Hodges-ETSU	Jr	23	59	2.6
12. Storm Murphy-WOF	Jr	22	100	208	.481	12. Maurice Commander-UTC	So	22	55	2.5
13. Josh Sharkey-SAM	Sr	21	125	266	.470	13. David Jean-Baptiste-UTC	Jr	23	53	2.3
14. Travis Eeve-VMI	Fr	23	99	214	.463	Daivien Williamson-ETSU	So	23	53	2.3
15. Daivien Williamson-ETSU	So	23	72	157	.459	15. Jordan Lyons-FUR	Sr	23	52	2.3

2019-20 Southern Conference  
INDIVIDUAL BASKETBALL STATISTICS  
Through games of Feb 04, 2020 (All games)

FREE THROW PCT					
	Cl	G	FTM	FTA	Pct.
1. Nathan Hoover-WOF	Sr	23	62	65	.954
2. Matt Ryan-UTC	Sr	23	51	59	.864
3. Ethan Stair-MER	Sr	23	52	61	.852
4. Djordje Dimitrijevic-MER	Sr	21	85	101	.842
5. Jordan Lyons-FUR	Sr	23	90	109	.826
6. Garrett Gilkeson-VMI	Sr	23	54	68	.794
7. Jalen Dupree-SAM	Sr	24	61	77	.792
8. Josh Sharkey-SAM	Sr	21	113	147	.769
9. Mason Faulkner-WCU	Jr	21	104	136	.765
10. Kaelon Harris-CIT	Sr	20	77	107	.720
11. Lucas N'Guessan-ETSU	Sr	23	56	79	.709
12. Noah Gurley-FUR	So	23	61	89	.685
13. Myles Lewis-VMI	Jr	23	48	72	.667
14. Bo Hodges-ETSU	Jr	23	57	94	.606
15. Robert Allen-SAM	So	23	46	77	.597

STEALS				
	Cl	G	No.	Avg/G
1. Josh Sharkey-SAM	Sr	21	60	2.9
2. Isaiah Miller-UNCG	Jr	23	62	2.7
3. Isaiah Tisdale-ETSU	Sr	23	40	1.7
4. Djordje Dimitrijevic-MER	Sr	21	36	1.7
5. Clay Mounce-FUR	Jr	23	39	1.7
6. Bo Hodges-ETSU	Jr	23	35	1.5
7. Patrick Good-ETSU	Jr	23	34	1.5
Garrett Gilkeson-VMI	Sr	23	34	1.5
9. Tray Boyd III-ETSU	Sr	23	33	1.4
10. Jordan Lyons-FUR	Sr	23	32	1.4
11. Travis Eeve-VMI	Fr	23	31	1.3
12. Tyson Batiste-CIT	Sr	21	27	1.3
Mason Faulkner-WCU	Jr	21	27	1.3
14. Fletcher Abee-CIT	Fr	21	26	1.2
15. Brandon Austin-SAM	Sr	23	28	1.2

3-POINT FG PCT					
	Cl	G	3FG	FGA	Pct.
1. Jonathan Scott-UTC	Sr	23	24	52	.462
2. Brandon Austin-SAM	Sr	23	61	141	.433
3. Matt Halvorsen-WCU	Jr	21	60	139	.432
4. Storm Murphy-WOF	Jr	22	44	103	.427
5. Onno Steger-WCU	Sr	21	45	108	.417
6. Djordje Dimitrijevic-MER	Sr	21	50	122	.410
7. Mike Bothwell-FUR	So	23	36	88	.409
8. Trevor Stumpe-WOF	Sr	23	34	84	.405
9. Isaiah Bigelow-WOF	Fr	23	28	70	.400
10. Clay Mounce-FUR	Jr	23	45	113	.398
11. Keyshaun Langley-UNCG	Fr	23	30	77	.390
12. Travis Eeve-VMI	Fr	23	55	143	.385
13. Josh Sharkey-SAM	Sr	21	28	73	.384
14. Kamdyn Curfman-VMI	Fr	23	60	157	.382
15. Tray Boyd III-ETSU	Sr	23	53	139	.381

3-POINT FG MADE				
	Cl	G	3FG	Avg/G
1. Kaiden Rice-CIT	Jr	21	64	3.0
2. Matt Halvorsen-WCU	Jr	21	60	2.9
3. Brandon Austin-SAM	Sr	23	61	2.7
4. Jordan Lyons-FUR	Sr	23	60	2.6
Matt Ryan-UTC	Sr	23	60	2.6
Kamdyn Curfman-VMI	Fr	23	60	2.6
7. Fletcher Abee-CIT	Fr	21	54	2.6
8. Nathan Hoover-WOF	Sr	23	56	2.4
9. Travis Eeve-VMI	Fr	23	55	2.4
10. Djordje Dimitrijevic-MER	Sr	21	50	2.4
11. Tray Boyd III-ETSU	Sr	23	53	2.3
12. Mason Faulkner-WCU	Jr	21	47	2.2
13. Onno Steger-WCU	Sr	21	45	2.1
14. Ethan Stair-MER	Sr	23	47	2.0
15. Storm Murphy-WOF	Jr	22	44	2.0
Kyrin Galloway-UNCG	Sr	18	36	2.0

BLOCKED SHOTS				
	Cl	G	No.	Avg/G
1. James Dickey-UNCG	Sr	23	40	1.7
2. Kyrin Galloway-UNCG	Sr	18	30	1.7
3. Chevez Goodwin-WOF	Jr	23	29	1.3
4. Lucas N'Guessan-ETSU	Sr	23	28	1.2
5. Robert Allen-SAM	So	23	26	1.1
6. Jalen Dupree-SAM	Sr	24	25	1.0
7. Maciej Bender-MER	Jr	23	23	1.0
Messiah Jones-WOF	Fr	23	23	1.0
Brady Spence-CIT	Fr	18	18	1.0
10. Bo Hodges-ETSU	Jr	23	20	0.9
11. Clay Mounce-FUR	Jr	23	18	0.8
Jake Stephens-VMI	So	23	18	0.8
Jalen Slawson-FUR	So	23	18	0.8
14. Noah Gurley-FUR	So	23	14	0.6
15. Logan Dye-SAM	So	24	12	0.5
Victor Bafutto-MER	So	22	11	0.5

ASSIST/TURNOVER RATIO					
	Cl	G	Ast.	T/O	Ratio
1. Alex Hunter-FUR	Jr	23	77	24	3.2
2. Garrett Gilkeson-VMI	Sr	23	81	30	2.7
3. Tyson Batiste-CIT	Sr	21	122	62	2.0
4. Mason Faulkner-WCU	Jr	21	130	73	1.8
5. Josh Sharkey-SAM	Sr	21	160	125	1.3
6. Djordje Dimitrijevic-MER	Sr	21	66	57	1.2

2019-20 Southern Conference  
INDIVIDUAL BASKETBALL STATISTICS  
Through games of Feb 04, 2020 (All games)

OFFENSIVE REBOUNDS	Cl	G	No.	Avg/G
1. James Dickey-UNCG	Sr	23	66	2.9
2. Carlos Dotson-WCU	Sr	20	53	2.7
3. Jalen Dupree-SAM	Sr	24	62	2.6
4. Ramon Vila-UTC	Jr	23	56	2.4
5. Chevez Goodwin-WOF	Jr	23	53	2.3
6. Isaiah Miller-UNCG	Jr	23	48	2.1
7. Tyler Creammer-VMI	Sr	23	47	2.0
8. Clay Mounce-FUR	Jr	23	45	2.0
9. Robert Allen-SAM	So	23	43	1.9
10. Kaelon Harris-CIT	Sr	20	37	1.9
11. Messiah Jones-WOF	Fr	23	41	1.8
Ethan Stair-MER	Sr	23	41	1.8
13. Eddie Davis III-CIT	Sr	20	34	1.7
14. Maciej Bender-MER	Jr	23	39	1.7
15. Onno Steger-WCU	Sr	21	32	1.5

DEFENSIVE REBOUNDS	Cl	G	No.	Avg/G
1. Ethan Stair-MER	Sr	23	164	7.1
2. Carlos Dotson-WCU	Sr	20	136	6.8
3. James Dickey-UNCG	Sr	23	138	6.0
4. Kaelon Harris-CIT	Sr	20	114	5.7
5. Mason Faulkner-WCU	Jr	21	105	5.0
6. Robert Allen-SAM	So	23	109	4.7
7. Bo Hodges-ETSU	Jr	23	102	4.4
8. Jalen Dupree-SAM	Sr	24	105	4.4
9. Clay Mounce-FUR	Jr	23	100	4.3
10. Garrett Gilkeson-VMI	Sr	23	98	4.3
11. Rod Johnson-UTC	Jr	22	89	4.0
12. Chevez Goodwin-WOF	Jr	23	91	4.0
13. Eddie Davis III-CIT	Sr	20	79	4.0
14. Nathan Hoover-WOF	Sr	23	90	3.9
15. Lucas N'Guessan-ETSU	Sr	23	89	3.9
Jalen Slawson-FUR	So	23	89	3.9

MINUTES PLAYED	Cl	G	No.	Avg/G
1. Ethan Stair-MER	Sr	23	799	34.7
2. Josh Sharkey-SAM	Sr	21	727	34.6
3. Mason Faulkner-WCU	Jr	21	717	34.1
4. Djordje Dimitrijevic-MER	Sr	21	712	33.9
5. Nathan Hoover-WOF	Sr	23	766	33.3
6. Matt Halvorsen-WCU	Jr	21	697	33.2
7. Jordan Lyons-FUR	Sr	23	759	33.0
8. Robert Allen-SAM	So	23	750	32.6
Brandon Austin-SAM	Sr	23	750	32.6
10. Garrett Gilkeson-VMI	Sr	23	742	32.3

2019-20 Southern Conference  
Conference Team Highs  
Through games of Feb 04, 2020 (All games)

TEAM HIGHS (highest totals made by)

Points	129	The Citadel vs Piedmont (12/10/19)
	117	ETSU vs Mars Hill (12/29/19)
	113	Samford at Houston Baptist (12/07/19)
	112	Wofford vs North Greenville (12/13/19)
	109	UNC Greensboro vs Averett (11/11/19)
Margin	76 (96-20)	VMI vs Christendom (11/20/19)
	72 (106-34)	UNC Greensboro vs William Peace (12/28/19)
	69 (117-48)	ETSU vs Mars Hill (12/29/19)
	68 (108-40)	The Citadel vs Carver (12/07/19)
	66 (98-32)	VMI vs Goucher (11/26/19)
Field goals made	46	The Citadel vs Piedmont (12/10/19)
	44	ETSU vs Mars Hill (12/29/19)
	43	Western Carolina vs Piedmont (12/28/19)
	41	Samford vs UVa-Wise (11/13/19)
	41	Mercer vs Milligan (12/28/19)
Field goal attempts	80	The Citadel vs Piedmont (12/10/19)
	79	Samford at Morehead State (11/05/19)
	79	Mercer vs Milligan (12/28/19)
	79	ETSU vs Mars Hill (12/29/19)
	78	UNC Greensboro at Wofford (01/04/20)
Field goal percentage	.698 (37-53)	VMI vs Christendom (11/20/19)
	.661 (39-59)	Wofford vs North Greenville (12/13/19)
	.649 (37-57)	Samford at Houston Baptist (12/07/19)
	.644 (38-59)	Furman vs Columbia Int'l (11/22/19)
	.643 (27-42)	Mercer at ETSU (01/29/20)
3-Pt FG made	19	Wofford vs North Greenville (12/13/19)
	18	VMI vs Stetson (12/07/19)
	17	Furman at Elon (11/26/19)
	17	VMI vs Goucher (11/26/19)
	17	Chattanooga vs Samford (01/11/20)
	17	Furman vs Samford (01/22/20)
3-Pt FG attempts	45	The Citadel at NC State (12/22/19)
	45	UNC Greensboro at Wofford (01/04/20)
	41	Furman at Alabama (11/19/19)
	41	The Citadel at Longwood (12/19/19)
	40	VMI vs Goucher (11/26/19)
	40	Wofford at North Carolina (12/15/19)
3-Pt percentage	.619 (13-21)	Samford at Houston Baptist (12/07/19)
	.615 (16-26)	VMI vs Christendom (11/20/19)
	.600 (9-15)	The Citadel vs UNC Asheville (11/09/19)
	.600 (6-10)	Mercer at UNC Greensboro (01/01/20)
	.594 (19-32)	Wofford vs North Greenville (12/13/19)
Free throws made	28	ETSU vs Delaware State (11/23/19)
	26	Samford at Houston Baptist (12/07/19)
	26	ETSU at UNC Greensboro (01/08/20)
	26	Western Carolina vs Mercer (01/11/20)
	25	Samford vs Mercer (01/18/20)
Free throw attempts	36	ETSU vs Delaware State (11/23/19)
	35	Western Carolina vs Mercer (01/11/20)
	34	Western Carolina at Jacksonville (11/21/19)
	33	ETSU at UNC Greensboro (01/08/20)
	32	Samford at Morehead State (11/05/19)
	32	Western Carolina vs Gardner-Webb (11/09/19)
	32	Samford at Houston Baptist (12/07/19)
	32	VMI vs Ferrum (12/11/19)

	32	ETSU vs Mars Hill (12/29/19)
Free throw percentage	1.000 (13-13)	Wofford vs William & Mary (11/12/19)
	1.000 (6-6)	VMI vs Christendom (11/20/19)
	1.000 (6-6)	Wofford at Samford (01/08/20)
	1.000 (5-5)	VMI vs Samford (01/04/20)
	1.000 (4-4)	Chattanooga vs Wofford (01/15/20)
Rebounds	57	The Citadel vs Carver (12/07/19)
	56	ETSU vs Mars Hill (12/29/19)
	53	The Citadel vs Brevard (11/26/19)
	52	Samford vs Auburn Montgomery (12/03/19)
	50	Western Carolina vs Piedmont (12/28/19)
Assists	30	Furman vs Samford (01/22/20)
	29	Chattanooga vs Tennessee Wesleyan (12/08/19)
	28	Chattanooga vs Samford (01/11/20)
	27	Wofford vs North Greenville (12/13/19)
	26	Chattanooga at Samford (01/29/20)
Steals	23	UNC Greensboro vs William Peace (12/28/19)
	20	ETSU vs Milligan (12/15/19)
	18	Samford vs Auburn Montgomery (12/03/19)
	17	VMI vs Goucher (11/26/19)
	17	Mercer vs Milligan (12/28/19)
	17	ETSU vs Mars Hill (12/29/19)
	17	UNC Greensboro vs Mercer (01/01/20)
	17	UNC Greensboro at The Citadel (01/15/20)
Blocked shots	8	UNC Greensboro vs Averett (11/11/19)
	8	The Citadel vs Brevard (11/26/19)
	8	UNC Greensboro vs Kennesaw State (12/04/19)
	7	Samford at Morehead State (11/05/19)
	7	ETSU vs Newberry (11/06/19)
	7	ETSU at UT Martin (11/09/19)
	7	Wofford vs High Point (11/09/19)
	7	UNC Greensboro vs Appalachian State (11/18/19)
	7	ETSU vs Delaware State (11/23/19)
	7	Mercer at Samford (01/18/20)
Turnovers	32	The Citadel vs UNC Greensboro (01/15/20)
	26	Samford vs Troy (11/23/19)
	24	Mercer at St. John's (11/06/19)
	24	Mercer at UNC Greensboro (01/01/20)
	22	The Citadel at Georgia (11/12/19)
	22	VMI at Virginia Tech (12/21/19)
	22	Western Carolina at Tennessee Tech (12/21/19)
Fouls	28	Mercer at St. John's (11/06/19)
	28	UNC Greensboro vs Kennesaw State (12/04/19)
	28	UNC Greensboro vs ETSU (01/08/20)
	27	Furman at Auburn (12/05/19)
	26	Western Carolina at Jacksonville (11/21/19)



2019-20 Southern Conference  
Conference Individual Highs  
Through games of Feb 04, 2020 (All games)

INDIVIDUAL PLAYER GAME HIGHS

Points	40		Jordan Lyons (Furman) at VMI (01/01/20)
	35		Josh Sharkey (Samford) vs Chattanooga (01/29/20)
	34		Djordje Dimitrijevic (Mercer) at Western Carolina (01/11/20)
	33		Jordan Lyons (Furman) at Alabama (11/19/19)
	32		Kaelon Harris (The Citadel) at Wofford (01/11/20)
Field goals made	14		Josh Sharkey (Samford) vs Chattanooga (01/29/20)
	13		Jeromy Rodriguez (ETSU) at The Citadel (12/04/19)
	13		Isaiah Miller (UNC Greensboro) vs Mercer (01/01/20)
	12		Isaiah Miller (UNC Greensboro) vs Kennesaw State (12/04/19)
	12		Isaiah Miller (UNC Greensboro) at Radford (12/07/19)
	12		Mike Bothwell (Furman) at Chattanooga (01/08/20)
	12		Isaiah Miller (UNC Greensboro) vs Chattanooga (01/18/20)
	12		Bo Hodges (ETSU) vs Chattanooga (01/25/20)
Field goal attempts	25		Isaiah Miller (UNC Greensboro) vs Mercer (01/01/20)
	24		Josh Sharkey (Samford) at Morehead State (11/05/19)
	24		Josh Sharkey (Samford) vs Chattanooga (01/29/20)
	23		Isaiah Miller (UNC Greensboro) at Wofford (01/04/20)
	23		Isaiah Miller (UNC Greensboro) vs Chattanooga (01/18/20)
Field goal percentage	1.000	(10-10)	Noah Gurley (Furman) vs Southern Wesleyan (11/15/19)
	.917	(11-12)	Chevez Goodwin (Wofford) at The Citadel (01/29/20)
	.909	(10-11)	Carlos Dotson (Western Carolina) vs Chattanooga (12/03/19)
	.889	(8-9)	Kaleb Hunter (UNC Greensboro) vs Averett (11/11/19)
	.889	(8-9)	Ramon Vila (Chattanooga) vs Tennessee Wesleyan (12/08/19)
	.889	(8-9)	Messiah Jones (Wofford) vs North Greenville (12/13/19)
3-Pt FG made	10		Jordan Lyons (Furman) at VMI (01/01/20)
	8		Onno Steger (Western Carolina) at The Citadel (01/04/20)
	7		Patrick Good (ETSU) at UT Martin (11/09/19)
	7		Deandre Thomas (Samford) vs Troy (11/23/19)
	7		Isaiah Bigelow (Wofford) vs North Greenville (12/13/19)
3-Pt FG attempts	16		Jordan Lyons (Furman) at Alabama (11/19/19)
	15		Kaiden Rice (The Citadel) at NC State (12/22/19)
	14		Kaiden Rice (The Citadel) at Longwood (12/19/19)
	13		Angelo Allegri (UNC Greensboro) at Wofford (01/04/20)
	13		Matt Ryan (Chattanooga) at Samford (01/29/20)
3-Pt percentage	1.000	(5-5)	Stefan Kenic (Chattanooga) vs Samford (01/11/20)
	.875	(7-8)	Isaiah Bigelow (Wofford) vs North Greenville (12/13/19)
	.857	(6-7)	Matt Ryan (Chattanooga) vs Samford (01/11/20)
	.833	(10-12)	Jordan Lyons (Furman) at VMI (01/01/20)
	.833	(5-6)	Clay Mounce (Furman) vs Loyola Chicago (11/08/19)
	.833	(5-6)	Fletcher Abee (The Citadel) vs UNC Asheville (11/09/19)
	.833	(5-6)	David Jean-Baptiste (Chattanooga) vs South Alabama (11/15/19)
	.833	(5-6)	Daivien Williamson (ETSU) at Little Rock (11/30/19)
	.833	(5-6)	Kamdyn Curfman (VMI) at Virginia Tech (12/21/19)
	.833	(5-6)	Matt Halvorsen (Western Carolina) vs Piedmont (12/28/19)
Free throws made	13		Jordan Lyons (Furman) at Alabama (11/19/19)
	13		Kaelon Harris (The Citadel) at Longwood (12/19/19)
	12		Mason Faulkner (Western Carolina) vs Chattanooga (12/03/19)
	12		Djordje Dimitrijevic (Mercer) at Western Carolina (01/11/20)
	11		Mason Faulkner (Western Carolina) at Stetson (11/24/19)
	11		Josh Sharkey (Samford) vs Auburn Montgomery (12/03/19)
Free throw attempts	16		Mason Faulkner (Western Carolina) vs Chattanooga (12/03/19)
	15		Noah Gurley (Furman) vs UNC Greensboro (01/11/20)
	14		Kaelon Harris (The Citadel) at Longwood (12/19/19)
	14		Djordje Dimitrijevic (Mercer) at Western Carolina (01/11/20)
	13		Jordan Lyons (Furman) at Alabama (11/19/19)

	13	Josh Sharkey (Samford) vs Auburn Montgomery (12/03/19)
	13	Jordan Lyons (Furman) vs Winthrop (12/14/19)
Free throw percentage	1.000 (13-13)	Jordan Lyons (Furman) at Alabama (11/19/19)
	1.000 (10-10)	Nathan Hoover (Wofford) at Western Carolina (01/25/20)
	1.000 (9-9)	Garrett Gilkeson (VMI) vs Western Carolina (01/08/20)
	1.000 (9-9)	Nathan Hoover (Wofford) vs The Citadel (01/11/20)
	1.000 (9-9)	Matt Ryan (Chattanooga) at Samford (01/29/20)
	1.000 (8-8)	Lucas N'Guessan (ETSU) vs Southern Utah (11/24/19)
	1.000 (8-8)	Jalen Dupree (Samford) at Houston Baptist (12/07/19)
	1.000 (8-8)	Jordan Lyons (Furman) at VMI (01/01/20)
	1.000 (8-8)	Eddie Davis III (The Citadel) at VMI (01/18/20)
Rebounds	17	Tyler Creammer (VMI) vs UC Davis (11/17/19)
	16	Jeromy Rodriguez (ETSU) at The Citadel (12/04/19)
	16	Ethan Stair (Mercer) at UNCW (12/16/19)
	15	Carlos Dotson (Western Carolina) at Georgia (11/05/19)
	15	Ethan Stair (Mercer) at ETSU (01/29/20)
Assists	15	Josh Sharkey (Samford) at Houston Baptist (12/07/19)
	15	Josh Sharkey (Samford) vs Alabama (12/18/19)
	14	Josh Sharkey (Samford) vs Troy (11/23/19)
	11	Tyson Batiste (The Citadel) at Southeast Missouri (11/19/19)
	10	Josh Sharkey (Samford) vs Kentucky Wesleyan (11/07/19)
	10	Mason Faulkner (Western Carolina) vs North Carolina A&T (11/12/19)
	10	Djordje Dimitrijevic (Mercer) vs Furman (12/20/19)
	10	Mason Faulkner (Western Carolina) at The Citadel (01/04/20)
	10	Josh Sharkey (Samford) at VMI (01/04/20)
	10	Mason Faulkner (Western Carolina) at Furman (01/15/20)
Steals	9	Isaiah Miller (UNC Greensboro) vs Mercer (01/01/20)
	8	Tray Boyd III (ETSU) vs Mars Hill (12/29/19)
	7	Mohammed Abdulsalam (UNC Greensboro) at Georgetown (11/30/19)
	7	Josh Sharkey (Samford) vs Auburn Montgomery (12/03/19)
	6	Keyshaun Langley (UNC Greensboro) vs Averett (11/11/19)
	6	Djordje Dimitrijevic (Mercer) at Georgia Southern (11/19/19)
	6	Tray Boyd III (ETSU) vs Delaware State (11/23/19)
	6	Josh Sharkey (Samford) at South Dakota State (11/27/19)
	6	Josh Sharkey (Samford) at Hawaii (12/15/19)
	6	Isaiah Miller (UNC Greensboro) at Furman (01/11/20)
Blocked shots	4	Chevez Goodwin (Wofford) vs High Point (11/09/19)
	4	James Dickey (UNC Greensboro) vs Appalachian State (11/18/19)
	4	Logan Dye (Samford) vs Manhattan (11/19/19)
	4	Onno Steger (Western Carolina) at Jacksonville (11/21/19)
	4	James Dickey (UNC Greensboro) vs Kennesaw State (12/04/19)
	4	Maciej Bender (Mercer) vs Furman (12/20/19)
	4	James Dickey (UNC Greensboro) vs Northern Kentucky (12/21/19)
	4	Jake Stephens (VMI) at USC Upstate (12/29/19)
	4	Chevez Goodwin (Wofford) vs The Citadel (01/11/20)
Turnovers	9	Josh Sharkey (Samford) vs UNC Greensboro (01/25/20)
	8	Josh Sharkey (Samford) at South Dakota State (11/27/19)
	8	Josh Sharkey (Samford) at Georgetown (12/21/19)
	8	Josh Sharkey (Samford) vs The Citadel (01/01/20)
	8	Josh Sharkey (Samford) at Furman (01/22/20)

2019-20 Southern Conference  
CONFERENCE BASKETBALL STATISTICS  
Through games of Feb 04, 2020 (Conference games only)

SCORING OFFENSE	G	W-L	Pts	Avg/G
1. Western Carolina	10	6-4	776	77.6
2. Furman	10	8-2	752	75.2
3. Chattanooga	10	5-5	751	75.1
4. UNC Greensboro	10	7-3	739	73.9
5. Mercer	10	6-4	721	72.1
6. ETSU	10	8-2	711	71.1
7. Wofford	10	7-3	708	70.8
8. The Citadel	10	0-10	703	70.3
9. Samford	10	2-8	695	69.5
10. VMI	10	1-9	693	69.3

SCORING DEFENSE	G	Pts	Avg/G
1. ETSU	10	638	63.8
2. Wofford	10	645	64.5
3. UNC Greensboro	10	685	68.5
4. Furman	10	692	69.2
5. Mercer	10	693	69.3
6. Chattanooga	10	711	71.1
7. VMI	10	760	76.0
8. Western Carolina	10	773	77.3
9. The Citadel	10	816	81.6
10. Samford	10	836	83.6

SCORING MARGIN	G	Offense	Defense	Margin
1. ETSU	10	71.1	63.8	+7.3
2. Wofford	10	70.8	64.5	+6.3
3. Furman	10	75.2	69.2	+6.0
4. UNC Greensboro	10	73.9	68.5	+5.4
5. Chattanooga	10	75.1	71.1	+4.0
6. Mercer	10	72.1	69.3	+2.8
7. Western Carolina	10	77.6	77.3	+0.3
8. VMI	10	69.3	76.0	-6.7
9. The Citadel	10	70.3	81.6	-11.3
10. Samford	10	69.5	83.6	-14.1

FREE THROW PCT	G	FTM	FTA	Pct.
1. Mercer	10	112	143	.783
2. Samford	10	152	198	.768
3. VMI	10	103	139	.741
4. Western Carolina	10	158	223	.709
5. Wofford	10	98	144	.681
6. The Citadel	10	136	200	.680
7. Chattanooga	10	109	162	.673
8. ETSU	10	138	206	.670
9. Furman	10	115	172	.669
10. UNC Greensboro	10	106	161	.658

FIELD GOAL PERCENTAGE	G	FGM	FGA	Pct.
1. Mercer	10	267	538	.496
2. Furman	10	273	577	.473
3. Chattanooga	10	275	585	.470
4. Western Carolina	10	262	563	.465
5. Wofford	10	263	574	.458
6. ETSU	10	255	563	.453
7. UNC Greensboro	10	277	639	.433
8. Samford	10	243	572	.425
9. The Citadel	10	243	580	.419
10. VMI	10	249	619	.402

FIELD GOAL PCT DEFENSE	G	FGM	FGA	Pct.
1. Wofford	10	229	573	.400
2. Mercer	10	248	582	.426
3. Western Carolina	10	279	647	.431
4. ETSU	10	231	513	.450
5. Chattanooga	10	267	591	.452
6. VMI	10	258	563	.458
7. UNC Greensboro	10	232	506	.458
8. Furman	10	262	569	.460
9. The Citadel	10	293	627	.467
10. Samford	10	308	639	.482

3-POINT FG PCT	G	3FGM	3FGA	Pct.
1. Mercer	10	75	196	.383
2. Chattanooga	10	92	249	.369
3. Western Carolina	10	94	255	.369
4. Furman	10	91	270	.337
5. VMI	10	92	290	.317
6. UNC Greensboro	10	79	252	.313
7. Wofford	10	84	270	.311
8. Samford	10	57	186	.306
9. The Citadel	10	81	273	.297
10. ETSU	10	63	213	.296

3-POINT FG PCT DEFENSE	G	3FGM	3FGA	Pct.
1. Wofford	10	81	286	.283
2. Western Carolina	10	78	271	.288
3. Chattanooga	10	60	206	.291
4. Furman	10	75	241	.311
5. Mercer	10	79	242	.326
6. ETSU	10	59	180	.328
7. The Citadel	10	91	266	.342
8. VMI	10	84	240	.350
9. UNC Greensboro	10	76	205	.371
10. Samford	10	125	317	.394

REBOUNDING OFFENSE	G	Rebounds	Avg/G
1. Western Carolina	10	379	37.9
2. VMI	10	355	35.5
3. Chattanooga	10	353	35.3
4. UNC Greensboro	10	344	34.4
5. Mercer	10	343	34.3
6. ETSU	10	339	33.9
7. Samford	10	332	33.2
8. Wofford	10	331	33.1
9. The Citadel	10	319	31.9
Furman	10	319	31.9

REBOUNDING DEFENSE	G	Rebounds	Avg/G
1. Mercer	10	307	30.7
2. ETSU	10	318	31.8
3. Wofford	10	322	32.2
4. Furman	10	329	32.9
5. Chattanooga	10	333	33.3
6. UNC Greensboro	10	338	33.8
7. Western Carolina	10	344	34.4
8. VMI	10	365	36.5
9. Samford	10	369	36.9
10. The Citadel	10	389	38.9

2019-20 Southern Conference  
CONFERENCE BASKETBALL STATISTICS  
Through games of Feb 04, 2020 (Conference games only)

REBOUNDING MARGIN	G	Team	Avg.	Opp.	Avg.	Margin
1. Mercer	10	343	34.3	307	30.7	+3.6
2. Western Carolina	10	379	37.9	344	34.4	+3.5
3. ETSU	10	339	33.9	318	31.8	+2.1
4. Chattanooga	10	353	35.3	333	33.3	+2.0
5. Wofford	10	331	33.1	322	32.2	+0.9
6. UNC Greensboro	10	344	34.4	338	33.8	+0.6
7. Furman	10	319	31.9	329	32.9	-1.0
8. VMI	10	355	35.5	365	36.5	-1.0
9. Samford	10	332	33.2	369	36.9	-3.7
10. The Citadel	10	319	31.9	389	38.9	-7.0

BLOCKED SHOTS	G	No.	Avg/G
1. Mercer	10	36	3.6
2. Samford	10	33	3.3
3. ETSU	10	31	3.1
4. UNC Greensboro	10	31	3.1
5. Wofford	10	28	2.8
6. Furman	10	26	2.6
7. The Citadel	10	26	2.6
8. VMI	10	15	1.5
9. Chattanooga	10	15	1.5
10. Western Carolina	10	12	1.2

ASSISTS	G	No.	Avg/G
1. VMI	10	157	15.7
2. Chattanooga	10	153	15.3
3. Furman	10	147	14.7
4. Western Carolina	10	139	13.9
5. The Citadel	10	132	13.2
6. ETSU	10	126	12.6
7. Mercer	10	125	12.5
8. Wofford	10	121	12.1
9. UNC Greensboro	10	111	11.1
10. Samford	10	92	9.2

STEALS	G	No.	Avg/G
1. UNC Greensboro	10	106	10.6
2. ETSU	10	83	8.3
3. Furman	10	71	7.1
4. The Citadel	10	66	6.6
5. Samford	10	58	5.8
6. VMI	10	58	5.8
7. Mercer	10	57	5.7
8. Wofford	10	56	5.6
9. Chattanooga	10	46	4.6
10. Western Carolina	10	40	4.0

TURNOVER MARGIN	G	Team	Avg.	Opp.	Avg.	Margin
1. UNC Greensboro	10	123	12.3	188	18.8	+6.5
2. ETSU	10	116	11.6	153	15.3	+3.7
3. Furman	10	127	12.7	144	14.4	+1.7
4. Wofford	10	123	12.3	135	13.5	+1.2
5. VMI	10	131	13.1	128	12.8	-0.3
6. Samford	10	147	14.7	134	13.4	-1.3
7. Chattanooga	10	117	11.7	103	10.3	-1.4
8. The Citadel	10	159	15.9	138	13.8	-2.1
9. Mercer	10	153	15.3	117	11.7	-3.6
10. Western Carolina	10	136	13.6	92	9.2	-4.4

ASSIST/TURNOVER RATIO	G	Ast.	Avg.	T/O	Avg.	Ratio
1. Chattanooga	10	153	15.3	117	11.7	1.3
2. VMI	10	157	15.7	131	13.1	1.2
3. Furman	10	147	14.7	127	12.7	1.2
4. ETSU	10	126	12.6	116	11.6	1.1
5. Western Carolina	10	139	13.9	136	13.6	1.0
6. Wofford	10	121	12.1	123	12.3	1.0
7. UNC Greensboro	10	111	11.1	123	12.3	0.9
8. The Citadel	10	132	13.2	159	15.9	0.8
9. Mercer	10	125	12.5	153	15.3	0.8
10. Samford	10	92	9.2	147	14.7	0.6

OFFENSIVE REBOUNDS	G	No.	Avg/G
1. UNC Greensboro	10	120	12.0
2. VMI	10	111	11.1
3. ETSU	10	107	10.7
4. Samford	10	97	9.7
5. Western Carolina	10	93	9.3
6. Chattanooga	10	86	8.6
7. Furman	10	79	7.9
8. The Citadel	10	79	7.9
9. Mercer	10	77	7.7
10. Wofford	10	69	6.9

DEFENSIVE REBOUNDS	G	No.	Avg/G
1. Western Carolina	10	286	28.6
2. Chattanooga	10	267	26.7
3. Mercer	10	266	26.6
4. Wofford	10	262	26.2
5. VMI	10	244	24.4
6. The Citadel	10	240	24.0
7. Furman	10	240	24.0
8. Samford	10	235	23.5
9. ETSU	10	232	23.2
10. UNC Greensboro	10	224	22.4

DEFENSIVE REB PCT.	G	D-Reb	Opp. OR	D-Reb%
1. Chattanooga	10	267	78	.774
2. Wofford	10	262	79	.768
3. Furman	10	240	79	.752
4. ETSU	10	232	79	.746
5. Western Carolina	10	286	102	.737
6. VMI	10	244	91	.728
7. UNC Greensboro	10	224	85	.725
8. Mercer	10	266	102	.723
9. The Citadel	10	240	109	.688
10. Samford	10	235	114	.673

OFFENSIVE REB PCT.	G	O-Reb	Opp. DR	O-Reb%
1. UNC Greensboro	10	120	253	.322
2. ETSU	10	107	239	.309
3. VMI	10	111	274	.288
4. Western Carolina	10	93	242	.278
5. Samford	10	97	255	.276
6. Mercer	10	77	205	.273
7. Chattanooga	10	86	255	.252
8. Furman	10	79	250	.240
9. Wofford	10	69	243	.221
10. The Citadel	10	79	280	.220

2019-20 Southern Conference  
CONFERENCE BASKETBALL STATISTICS  
Through games of Feb 04, 2020 (Conference games only)

3-POINT FG MADE	G	No.	Avg/G
1. Western Carolina	10	94	9.4
2. VMI	10	92	9.2
Chattanooga	10	92	9.2
4. Furman	10	91	9.1
5. Wofford	10	84	8.4
6. The Citadel	10	81	8.1
7. UNC Greensboro	10	79	7.9
8. Mercer	10	75	7.5
9. ETSU	10	63	6.3
10. Samford	10	57	5.7

2019-20 Southern Conference  
CONFERENCE BASKETBALL STATISTICS  
Through games of Feb 04, 2020 (Conference games only)

Team	Conference	Pct.	PF	PA	Overall	Pct.	PF	PA	Current unbeaten streak
Furman	8-2	.800	75.2	69.2	8-2	.800	75.2	69.2	Mercer -- 6
ETSU	8-2	.800	71.1	63.8	8-2	.800	71.1	63.8	Furman -- 3
UNC Greensboro	7-3	.700	73.9	68.5	7-3	.700	73.9	68.5	Wofford -- 2
Wofford	7-3	.700	70.8	64.5	7-3	.700	70.8	64.5	ETSU -- 1
Western Carolina	6-4	.600	77.6	77.3	6-4	.600	77.6	77.3	Western Carolina -- 1
Mercer	6-4	.600	72.1	69.3	6-4	.600	72.1	69.3	
Chattanooga	5-5	.500	75.1	71.1	5-5	.500	75.1	71.1	
Samford	2-8	.200	69.5	83.6	2-8	.200	69.5	83.6	
VMI	1-9	.100	69.3	76.0	1-9	.100	69.3	76.0	
The Citadel	0-10	.000	70.3	81.6	0-10	.000	70.3	81.6	

TEAM SUMMARIES	G	PF-PA	Avg score	Margin	FG-FGA	Pct.	3FG-FGA	Pct.	FT-FTA	Pct.	RebF	RebA	Margin
Chattanooga	10	751-711	75.1-71.1	+4.0	275-585	.470	92-249	.369	109-162	.673	353	333	+2.0
ETSU	10	711-638	71.1-63.8	+7.3	255-563	.453	63-213	.296	138-206	.670	339	318	+2.1
Furman	10	752-692	75.2-69.2	+6.0	273-577	.473	91-270	.337	115-172	.669	319	329	-1.0
Mercer	10	721-693	72.1-69.3	+2.8	267-538	.496	75-196	.383	112-143	.783	343	307	+3.6
Samford	10	695-836	69.5-83.6	-14.1	243-572	.425	57-186	.306	152-198	.768	332	369	-3.7
The Citadel	10	703-816	70.3-81.6	-11.3	243-580	.419	81-273	.297	136-200	.680	319	389	-7.0
UNC Greensboro	10	739-685	73.9-68.5	+5.4	277-639	.433	79-252	.313	106-161	.658	344	338	+0.6
VMI	10	693-760	69.3-76.0	-6.7	249-619	.402	92-290	.317	103-139	.741	355	365	-1.0
Western Carolina	10	776-773	77.6-77.3	+0.3	262-563	.465	94-255	.369	158-223	.709	379	344	+3.5
Wofford	10	708-645	70.8-64.5	+6.3	263-574	.458	84-270	.311	98-144	.681	331	322	+0.9

ATTENDANCE	Home	Average	Away	Average	Neutral	Average	Total	Average
Chattanooga	5-14057	2811	5-17152	3430	0-0	0	10-31209	3121
ETSU	6-30740	5123	4-9731	2433	0-0	0	10-40471	4047
Furman	5-11566	2313	5-11591	2318	0-0	0	10-23157	2316
Mercer	5-15599	3120	5-12441	2488	0-0	0	10-28040	2804
Samford	5-2805	561	5-11452	2290	0-0	0	10-14257	1426
The Citadel	5-4910	982	5-12007	2401	0-0	0	10-16917	1692
UNC Greensboro	4-13166	3292	6-15781	2630	0-0	0	10-28947	2895
VMI	5-7781	1556	5-12930	2586	0-0	0	10-20711	2071
Western Carolina	5-13742	2748	5-9156	1831	0-0	0	10-22898	2290
Wofford	5-11457	2291	5-13582	2716	0-0	0	10-25039	2504
Totals	50-125823	2516	50-125823	2516	0-0	0	100-251646	2516

2019-20 Southern Conference  
INDIVIDUAL BASKETBALL STATISTICS  
Through games of Feb 04, 2020 (Conference games only)

To be ranked, a player must appear in at least 75.0% of their team's games.

SCORING								REBOUNDING							
	Cl	G	FG	3FG	FT	Pts	Avg/G		Cl	G	Off	Def	Total	Avg/G	
1. Isaiah Miller-UNCG	Jr	10	91	13	29	224	22.4	1. Carlos Dotson-WCU	Sr	9	25	70	95	10.6	
2. Djordje Dimitrijevic-MER	Sr	9	65	28	38	196	21.8	2. James Dickey-UNCG	Sr	10	28	67	95	9.5	
3. Josh Sharkey-SAM	Sr	10	67	17	47	198	19.8	3. Ethan Stair-MER	Sr	10	15	63	78	7.8	
4. Jordan Lyons-FUR	Sr	10	59	33	42	193	19.3	4. Jalen Dupree-SAM	Sr	10	26	45	71	7.1	
5. Mason Faulkner-WCU	Jr	10	57	21	54	189	18.9	5. Robert Allen-SAM	So	10	14	56	70	7.0	
6. Carlos Dotson-WCU	Sr	9	60	0	29	149	16.6	6. Kaelon Harris-CIT	Sr	9	13	48	61	6.8	
7. Nathan Hoover-WOF	Sr	10	54	26	27	161	16.1	7. Chevez Goodwin-WOF	Jr	10	19	45	64	6.4	
8. Matt Ryan-UTC	Sr	10	54	27	20	155	15.5	8. Bo Hodges-ETSU	Jr	10	9	53	62	6.2	
9. Ramon Vila-UTC	Jr	10	61	0	18	140	14.0	9. Lucas N'Guessan-ETSU	Sr	10	16	44	60	6.0	
Kaiden Rice-CIT	Jr	10	47	28	18	140	14.0	Garrett Gilkeson-VMI	Sr	10	17	43	60	6.0	
11. Chevez Goodwin-WOF	Jr	10	63	0	9	135	13.5	11. Clay Mounce-FUR	Jr	10	20	38	58	5.8	
David Jean-Baptiste-UTC	Jr	10	51	18	15	135	13.5	Mason Faulkner-WCU	Jr	10	9	49	58	5.8	
13. Kaelon Harris-CIT	Sr	9	40	7	32	119	13.2	13. Maciej Bender-MER	Jr	10	18	39	57	5.7	
14. Clay Mounce-FUR	Jr	10	49	16	16	130	13.0	14. Jalen Slawson-FUR	So	10	18	37	55	5.5	
15. Tray Boyd III-ETSU	Sr	10	44	23	17	128	12.8	15. Ramon Vila-UTC	Jr	10	26	28	54	5.4	
Noah Gurley-FUR	So	10	51	3	23	128	12.8	16. Isaiah Tisdale-ETSU	Sr	10	18	34	52	5.2	
17. Brandon Austin-SAM	Sr	9	37	23	16	113	12.6	17. Onno Steger-WCU	Sr	10	17	34	51	5.1	
18. Onno Steger-WCU	Sr	10	40	26	18	124	12.4	Isaiah Miller-UNCG	Jr	10	21	30	51	5.1	
19. Ethan Stair-MER	Sr	10	47	13	14	121	12.1	Noah Gurley-FUR	So	10	11	40	51	5.1	
Garrett Gilkeson-VMI	Sr	10	38	17	28	121	12.1	20. Tyler Creammer-VMI	Sr	10	17	31	48	4.8	
Robert Allen-SAM	So	10	47	6	21	121	12.1								
22. Fletcher Abee-CIT	Fr	10	36	24	19	115	11.5								
23. Bo Hodges-ETSU	Jr	10	44	3	22	113	11.3								
24. Travis Eeve-VMI	Fr	10	37	16	21	111	11.1								
25. Greg Parham-VMI	Jr	10	44	17	3	108	10.8								
26. Mike Bothwell-FUR	So	10	40	17	9	106	10.6								
Matt Halvorsen-WCU	Jr	10	29	27	21	106	10.6								
28. Jeff Gary-MER	Jr	10	38	15	13	104	10.4								
29. Angelo Allegri-UNCG	So	10	34	17	13	98	9.8								
30. Jalen Dupree-SAM	Sr	10	37	1	21	96	9.6								

FIELD GOAL PCT						ASSISTS				
	Cl	G	FGM	FGA	Pct.		Cl	G	No.	Avg/G
1. Chevez Goodwin-WOF	Jr	10	63	87	.724	1. Mason Faulkner-WCU	Jr	10	60	6.0
2. Carlos Dotson-WCU	Sr	9	60	91	.659	2. Josh Sharkey-SAM	Sr	10	56	5.6
3. Lucas N'Guessan-ETSU	Sr	10	35	56	.625	3. Tyson Batiste-CIT	Sr	10	53	5.3
4. Ramon Vila-UTC	Jr	10	61	101	.604	4. Greg Parham-VMI	Jr	10	38	3.8
5. James Dickey-UNCG	Sr	10	35	64	.547	5. Garrett Gilkeson-VMI	Sr	10	37	3.7
6. Noah Gurley-FUR	So	10	51	94	.543	Storm Murphy-WOF	Jr	10	37	3.7
7. Ethan Stair-MER	Sr	10	47	88	.534	7. Isaiah Tisdale-ETSU	Sr	10	32	3.2
8. Djordje Dimitrijevic-MER	Sr	9	65	124	.524	8. Alex Hunter-FUR	Jr	10	31	3.1
9. Jalen Dupree-SAM	Sr	10	37	71	.521	9. Djordje Dimitrijevic-MER	Sr	9	26	2.9
10. Mike Bothwell-FUR	So	10	40	77	.519	10. David Jean-Baptiste-UTC	Jr	10	28	2.8
11. Tyson Batiste-CIT	Sr	10	30	58	.517	11. Maurice Commander-UTC	So	9	25	2.8
12. Maciej Bender-MER	Jr	10	34	66	.515	12. Noah Gurley-FUR	So	10	26	2.6
13. Clay Mounce-FUR	Jr	10	49	100	.490	13. Isaiah Miller-UNCG	Jr	10	24	2.4
14. Jordan Lyons-FUR	Sr	10	59	123	.480	14. Kamar Robertson-MER	Fr	9	21	2.3
15. Josh Sharkey-SAM	Sr	10	67	141	.475	15. Patrick Good-ETSU	Jr	10	23	2.3
						A.J. Caldwell-UTC	So	10	23	2.3

2019-20 Southern Conference  
INDIVIDUAL BASKETBALL STATISTICS  
Through games of Feb 04, 2020 (Conference games only)

FREE THROW PCT					
	Cl	G	FTM	FTA	Pct.
1. Nathan Hoover-WOF	Sr	10	27	28	.964
2. Matt Ryan-UTC	Sr	10	20	21	.952
3. Matt Halvorsen-WCU	Jr	10	21	23	.913
4. Djordje Dimitrijevic-MER	Sr	9	38	43	.884
5. Malik Massey-UNCG	Sr	10	21	25	.840
6. Garrett Gilkeson-VMI	Sr	10	28	34	.824
7. Travis Evey-VMI	Fr	10	21	26	.808
8. Josh Sharkey-SAM	Sr	10	47	60	.783
9. Jalen Dupree-SAM	Sr	10	21	27	.778
10. Jordan Lyons-FUR	Sr	10	42	55	.764
11. Mason Faulkner-WCU	Jr	10	54	71	.761
12. Messiah Jones-WOF	Fr	10	21	28	.750
13. Kaelon Harris-CIT	Sr	9	32	47	.681
14. Robert Allen-SAM	So	10	21	31	.677
15. Lucas N'Guessan-ETSU	Sr	10	23	35	.657

STEALS				
	Cl	G	No.	Avg/G
1. Isaiah Miller-UNCG	Jr	10	37	3.7
2. Bo Hodges-ETSU	Jr	10	18	1.8
Josh Sharkey-SAM	Sr	10	18	1.8
4. Patrick Good-ETSU	Jr	10	17	1.7
5. Djordje Dimitrijevic-MER	Sr	9	15	1.7
6. Malik Massey-UNCG	Sr	10	16	1.6
Isaiah Tisdale-ETSU	Sr	10	16	1.6
8. Jordan Lyons-FUR	Sr	10	15	1.5
9. Fletcher Abee-CIT	Fr	10	14	1.4
10. Kaleb Hunter-UNCG	So	8	11	1.4
11. Mike Bothwell-FUR	So	10	12	1.2
Travis Evey-VMI	Fr	10	12	1.2
David Jean-Baptiste-UTC	Jr	10	12	1.2
Ethan Stair-MER	Sr	10	12	1.2
15. Tyson Batiste-CIT	Sr	10	11	1.1

3-POINT FG PCT					
	Cl	G	3FG	FGA	Pct.
1. Onno Steger-WCU	Sr	10	26	54	.481
2. Djordje Dimitrijevic-MER	Sr	9	28	60	.467
3. A.J. Caldwell-UTC	So	10	11	24	.458
4. Mike Bothwell-FUR	So	10	17	39	.436
5. Brandon Austin-SAM	Sr	9	23	54	.426
6. Matt Halvorsen-WCU	Jr	10	27	64	.422
7. Keyshaun Langley-UNCG	Fr	10	13	31	.419
8. Jordan Lyons-FUR	Sr	10	33	79	.418
9. Josh Sharkey-SAM	Sr	10	17	42	.405
10. Stefan Kenic-UTC	Jr	10	12	30	.400
11. Greg Parham-VMI	Jr	10	17	43	.395
12. Matt Ryan-UTC	Sr	10	27	73	.370
13. Angelo Allegri-UNCG	So	10	17	46	.370
14. Kaiden Rice-CIT	Jr	10	28	76	.368
15. David Jean-Baptiste-UTC	Jr	10	18	50	.360

3-POINT FG MADE				
	Cl	G	3FG	Avg/G
1. Jordan Lyons-FUR	Sr	10	33	3.3
2. Djordje Dimitrijevic-MER	Sr	9	28	3.1
3. Kaiden Rice-CIT	Jr	10	28	2.8
4. Matt Ryan-UTC	Sr	10	27	2.7
Matt Halvorsen-WCU	Jr	10	27	2.7
6. Nathan Hoover-WOF	Sr	10	26	2.6
Onno Steger-WCU	Sr	10	26	2.6
8. Brandon Austin-SAM	Sr	9	23	2.6
9. Fletcher Abee-CIT	Fr	10	24	2.4
10. Tray Boyd III-ETSU	Sr	10	23	2.3
11. Mason Faulkner-WCU	Jr	10	21	2.1
12. Tray Hollowell-WOF	Jr	10	18	1.8
David Jean-Baptiste-UTC	Jr	10	18	1.8
14. Angelo Allegri-UNCG	So	10	17	1.7
Alex Hunter-FUR	Jr	10	17	1.7
Josh Sharkey-SAM	Sr	10	17	1.7
Kamdyn Curfman-VMI	Fr	10	17	1.7
Mike Bothwell-FUR	So	10	17	1.7
Garrett Gilkeson-VMI	Sr	10	17	1.7
Greg Parham-VMI	Jr	10	17	1.7

BLOCKED SHOTS				
	Cl	G	No.	Avg/G
1. Maciej Bender-MER	Jr	10	17	1.7
2. Messiah Jones-WOF	Fr	10	14	1.4
James Dickey-UNCG	Sr	10	14	1.4
4. Lucas N'Guessan-ETSU	Sr	10	12	1.2
Robert Allen-SAM	So	10	12	1.2
6. Jalen Slawson-FUR	So	10	11	1.1
7. Chevez Goodwin-WOF	Jr	10	10	1.0
Jalen Dupree-SAM	Sr	10	10	1.0
Brady Spence-CIT	Fr	9	9	1.0
10. Victor Bafutto-MER	So	10	7	0.7
11. Bo Hodges-ETSU	Jr	10	6	0.6
Clay Mounce-FUR	Jr	10	6	0.6
13. Eddie Davis III-CIT	Sr	9	5	0.6
14. Ethan Stair-MER	Sr	10	5	0.5
15. Derek Webster Jr.-CIT	Jr	9	4	0.4
Will Miller-VMI	Sr	9	4	0.4

ASSIST/TURNOVER RATIO					
	Cl	G	Ast.	T/O	Ratio
1. Isaiah Tisdale-ETSU	Sr	10	32	8	4.0
2. Garrett Gilkeson-VMI	Sr	10	37	17	2.2
3. Alex Hunter-FUR	Jr	10	31	16	1.9
4. Storm Murphy-WOF	Jr	10	37	20	1.9
5. Mason Faulkner-WCU	Jr	10	60	34	1.8
6. Tyson Batiste-CIT	Sr	10	53	31	1.7
7. Greg Parham-VMI	Jr	10	38	23	1.7
8. Josh Sharkey-SAM	Sr	10	56	63	0.9



2019-20 Southern Conference  
INDIVIDUAL BASKETBALL STATISTICS  
Through games of Feb 04, 2020 (Conference games only)

OFFENSIVE REBOUNDS	Cl	G	No.	Avg/G
1. James Dickey-UNCG	Sr	10	28	2.8
2. Carlos Dotson-WCU	Sr	9	25	2.8
3. Jalen Dupree-SAM	Sr	10	26	2.6
Ramon Vila-UTC	Jr	10	26	2.6
5. Isaiah Miller-UNCG	Jr	10	21	2.1
6. Clay Mounce-FUR	Jr	10	20	2.0
Kaleb Hunter-UNCG	So	8	16	2.0
8. Chevez Goodwin-WOF	Jr	10	19	1.9
9. Isaiah Tisdale-ETSU	Sr	10	18	1.8
Maciej Bender-MER	Jr	10	18	1.8
Messiah Jones-WOF	Fr	10	18	1.8
Jalen Slawson-FUR	So	10	18	1.8
13. Tyler Creamer-VMI	Sr	10	17	1.7
Vonnie Patterson-ETSU	Jr	10	17	1.7
Garrett Gilkeson-VMI	Sr	10	17	1.7
Onno Steger-WCU	Sr	10	17	1.7

DEFENSIVE REBOUNDS	Cl	G	No.	Avg/G
1. Carlos Dotson-WCU	Sr	9	70	7.8
2. James Dickey-UNCG	Sr	10	67	6.7
3. Ethan Stair-MER	Sr	10	63	6.3
4. Robert Allen-SAM	So	10	56	5.6
5. Kaelon Harris-CIT	Sr	9	48	5.3
6. Bo Hodges-ETSU	Jr	10	53	5.3
7. Mason Faulkner-WCU	Jr	10	49	4.9
8. Jalen Dupree-SAM	Sr	10	45	4.5
Chevez Goodwin-WOF	Jr	10	45	4.5
10. Lucas N'Guessan-ETSU	Sr	10	44	4.4
11. Garrett Gilkeson-VMI	Sr	10	43	4.3
12. Noah Gurley-FUR	So	10	40	4.0
13. A.J. Caldwell-UTC	So	10	39	3.9
Maciej Bender-MER	Jr	10	39	3.9
15. Rod Johnson-UTC	Jr	9	35	3.9

MINUTES PLAYED	Cl	G	No.	Avg/G
1. Djordje Dimitrijevic-MER	Sr	9	321	35.7
2. Nathan Hoover-WOF	Sr	10	348	34.8
Jordan Lyons-FUR	Sr	10	348	34.8
4. Josh Sharkey-SAM	Sr	10	347	34.7
5. Jeff Gary-MER	Jr	10	345	34.5
6. Matt Halvorsen-WCU	Jr	10	343	34.3
7. Garrett Gilkeson-VMI	Sr	10	342	34.2
8. Mason Faulkner-WCU	Jr	10	340	34.0
9. Fletcher Abee-CIT	Fr	10	337	33.7
10. Robert Allen-SAM	So	10	334	33.4

2019-20 Southern Conference  
Conference Team Highs  
Through games of Feb 04, 2020 (Conference games only)

TEAM HIGHS (highest totals made by)

Points	105	Chattanooga vs Samford (01/11/20)
	101	Furman vs Samford (01/22/20)
	98	Wofford vs UNC Greensboro (01/04/20)
	97	Western Carolina at VMI (01/08/20)
	96	ETSU at The Citadel (12/04/19)
Margin	38 (105-67)	Chattanooga vs Samford (01/11/20)
	25 (88-63)	ETSU vs Samford (01/15/20)
	24 (78-54)	Furman at The Citadel (01/25/20)
	24 (80-56)	Wofford vs Samford (02/01/20)
	23 (101-78)	Furman vs Samford (01/22/20)
	23 (92-69)	Chattanooga vs The Citadel (01/22/20)
Field goals made	23 (79-56)	Wofford at The Citadel (01/29/20)
	40	Chattanooga vs Samford (01/11/20)
	38	Furman vs Samford (01/22/20)
	36	ETSU at The Citadel (12/04/19)
	34	The Citadel vs Western Carolina (01/04/20)
	34	ETSU vs Samford (01/15/20)
Field goal attempts	34	Mercer at Samford (01/18/20)
	78	UNC Greensboro at Wofford (01/04/20)
	76	VMI vs Western Carolina (01/08/20)
	74	UNC Greensboro at The Citadel (01/15/20)
	74	VMI vs Mercer (01/25/20)
Field goal percentage	73	Chattanooga vs Samford (01/11/20)
	.643 (27-42)	Mercer at ETSU (01/29/20)
	.571 (28-49)	Furman at VMI (01/01/20)
	.569 (33-58)	Wofford at The Citadel (01/29/20)
	.558 (29-52)	ETSU vs UNC Greensboro (02/01/20)
3-Pt FG made	.557 (34-61)	Mercer at Samford (01/18/20)
	17	Chattanooga vs Samford (01/11/20)
	17	Furman vs Samford (01/22/20)
	16	VMI vs Samford (01/04/20)
	15	Western Carolina at The Citadel (01/04/20)
	14	UNC Greensboro at Wofford (01/04/20)
	14	Wofford vs UNC Greensboro (01/04/20)
3-Pt FG attempts	14	Chattanooga at Samford (01/29/20)
	45	UNC Greensboro at Wofford (01/04/20)
	39	Furman vs Samford (01/22/20)
	39	VMI vs Mercer (01/25/20)
	39	UNC Greensboro at Western Carolina (01/29/20)
3-Pt percentage	38	VMI vs Samford (01/04/20)
	.600 (6-10)	Mercer at UNC Greensboro (01/01/20)
	.563 (9-16)	ETSU vs UNC Greensboro (02/01/20)
	.548 (17-31)	Chattanooga vs Samford (01/11/20)
	.542 (13-24)	Furman at VMI (01/01/20)
	.500 (11-22)	Mercer at VMI (01/25/20)
Free throws made	.500 (9-18)	Western Carolina vs Mercer (01/11/20)
	26	ETSU at UNC Greensboro (01/08/20)
	26	Western Carolina vs Mercer (01/11/20)
	25	Samford vs Mercer (01/18/20)
	22	Western Carolina at VMI (01/08/20)
	21	Western Carolina vs Chattanooga (12/03/19)
	21	Mercer at Western Carolina (01/11/20)
	21	Western Carolina vs ETSU (01/18/20)
Free throw attempts	21	The Citadel at Chattanooga (01/22/20)
	35	Western Carolina vs Mercer (01/11/20)

	33		ETSU at UNC Greensboro (01/08/20)
	31		ETSU vs VMI (01/11/20)
	31		Wofford vs The Citadel (01/11/20)
	31		Western Carolina vs ETSU (01/18/20)
Free throw percentage	1.000	(6-6)	Wofford at Samford (01/08/20)
	1.000	(5-5)	VMI vs Samford (01/04/20)
	1.000	(4-4)	Chattanooga vs Wofford (01/15/20)
	.917	(11-12)	UNC Greensboro at Samford (01/25/20)
	.909	(10-11)	VMI at UNC Greensboro (11/24/19)
	.909	(10-11)	VMI at ETSU (01/11/20)
Rebounds	47		Western Carolina at VMI (01/08/20)
	46		VMI vs The Citadel (01/18/20)
	45		ETSU at The Citadel (12/04/19)
	45		Chattanooga vs The Citadel (01/22/20)
	44		VMI vs Mercer (01/25/20)
	44		Western Carolina at Chattanooga (02/01/20)
Assists	30		Furman vs Samford (01/22/20)
	28		Chattanooga vs Samford (01/11/20)
	26		Chattanooga at Samford (01/29/20)
	22		VMI vs Samford (01/04/20)
	22		VMI vs The Citadel (01/18/20)
Steals	17		UNC Greensboro vs Mercer (01/01/20)
	17		UNC Greensboro at The Citadel (01/15/20)
	16		UNC Greensboro at Furman (01/11/20)
	13		ETSU at Furman (01/04/20)
	13		Furman at The Citadel (01/25/20)
Blocked shots	7		Mercer at Samford (01/18/20)
	6		UNC Greensboro vs VMI (11/24/19)
	6		Mercer vs Furman (12/20/19)
	6		ETSU vs Wofford (01/01/20)
	6		Samford at Chattanooga (01/11/20)
	6		Wofford vs The Citadel (01/11/20)
	6		The Citadel vs Furman (01/25/20)
	6		UNC Greensboro at Samford (01/25/20)
	6		Samford vs UNC Greensboro (01/25/20)
Turnovers	32		The Citadel vs UNC Greensboro (01/15/20)
	24		Mercer at UNC Greensboro (01/01/20)
	21		Samford at Furman (01/22/20)
	21		The Citadel vs Furman (01/25/20)
	20		Mercer at ETSU (01/29/20)
Fouls	28		UNC Greensboro vs ETSU (01/08/20)
	25		The Citadel at Samford (01/01/20)
	25		Mercer at Western Carolina (01/11/20)
	25		The Citadel at Wofford (01/11/20)
	24		Mercer at Samford (01/18/20)

2019-20 Southern Conference  
Conference Individual Highs  
Through games of Feb 04, 2020 (Conference games only)

INDIVIDUAL PLAYER GAME HIGHS

Points	40		Jordan Lyons (Furman) at VMI (01/01/20)
	35		Josh Sharkey (Samford) vs Chattanooga (01/29/20)
	34		Djordje Dimitrijevic (Mercer) at Western Carolina (01/11/20)
	32		Kaelon Harris (The Citadel) at Wofford (01/11/20)
	31		Mason Faulkner (Western Carolina) vs Chattanooga (12/03/19)
	31		Isaiah Miller (UNC Greensboro) vs Mercer (01/01/20)
Field goals made	14		Josh Sharkey (Samford) vs Chattanooga (01/29/20)
	13		Jeromy Rodriguez (ETSU) at The Citadel (12/04/19)
	13		Isaiah Miller (UNC Greensboro) vs Mercer (01/01/20)
	12		Mike Bothwell (Furman) at Chattanooga (01/08/20)
	12		Isaiah Miller (UNC Greensboro) vs Chattanooga (01/18/20)
	12		Bo Hodges (ETSU) vs Chattanooga (01/25/20)
Field goal attempts	25		Isaiah Miller (UNC Greensboro) vs Mercer (01/01/20)
	24		Josh Sharkey (Samford) vs Chattanooga (01/29/20)
	23		Isaiah Miller (UNC Greensboro) at Wofford (01/04/20)
	23		Isaiah Miller (UNC Greensboro) vs Chattanooga (01/18/20)
	20		Isaiah Miller (UNC Greensboro) vs VMI (11/24/19)
	20		Matt Ryan (Chattanooga) at Western Carolina (12/03/19)
	20		Isaiah Miller (UNC Greensboro) vs ETSU (01/08/20)
	20		Isaiah Miller (UNC Greensboro) at Western Carolina (01/29/20)
Field goal percentage	.917	(11-12)	Chevez Goodwin (Wofford) at The Citadel (01/29/20)
	.909	(10-11)	Carlos Dotson (Western Carolina) vs Chattanooga (12/03/19)
	.867	(13-15)	Jeromy Rodriguez (ETSU) at The Citadel (12/04/19)
	.818	(9-11)	Jalen Dupree (Samford) at Furman (01/22/20)
	.818	(9-11)	Ramon Vila (Chattanooga) at Samford (01/29/20)
3-Pt FG made	10		Jordan Lyons (Furman) at VMI (01/01/20)
	8		Onno Steger (Western Carolina) at The Citadel (01/04/20)
	6		Travis Eeve (VMI) vs Samford (01/04/20)
	6		Matt Ryan (Chattanooga) vs Samford (01/11/20)
	6		Djordje Dimitrijevic (Mercer) vs VMI (01/15/20)
	6		Djordje Dimitrijevic (Mercer) at Samford (01/18/20)
	6		Isaiah Tisdale (ETSU) at Western Carolina (01/18/20)
	6		Jordan Lyons (Furman) vs Samford (01/22/20)
	6		Tray Boyd III (ETSU) vs UNC Greensboro (02/01/20)
3-Pt FG attempts	13		Angelo Allegri (UNC Greensboro) at Wofford (01/04/20)
	13		Matt Ryan (Chattanooga) at Samford (01/29/20)
	12		Jordan Lyons (Furman) at VMI (01/01/20)
	12		Onno Steger (Western Carolina) at The Citadel (01/04/20)
	12		Jordan Lyons (Furman) vs Samford (01/22/20)
	12		Fletcher Abee (The Citadel) vs Furman (01/25/20)
3-Pt percentage	1.000	(5-5)	Stefan Kenic (Chattanooga) vs Samford (01/11/20)
	.857	(6-7)	Matt Ryan (Chattanooga) vs Samford (01/11/20)
	.833	(10-12)	Jordan Lyons (Furman) at VMI (01/01/20)
	.750	(6-8)	Djordje Dimitrijevic (Mercer) at Samford (01/18/20)
	.714	(5-7)	Kyrin Galloway (UNC Greensboro) vs VMI (11/24/19)
	.714	(5-7)	Onno Steger (Western Carolina) vs Wofford (01/25/20)
Free throws made	12		Mason Faulkner (Western Carolina) vs Chattanooga (12/03/19)
	12		Djordje Dimitrijevic (Mercer) at Western Carolina (01/11/20)
	10		Mason Faulkner (Western Carolina) vs Mercer (01/11/20)
	10		Nathan Hoover (Wofford) at Western Carolina (01/25/20)
	9		Garrett Gilkeson (VMI) vs Western Carolina (01/08/20)
	9		Nathan Hoover (Wofford) vs The Citadel (01/11/20)
	9		Garrett Gilkeson (VMI) vs The Citadel (01/18/20)
	9		Josh Sharkey (Samford) at Furman (01/22/20)
	9		Brandon Austin (Samford) vs UNC Greensboro (01/25/20)

	9		Matt Ryan (Chattanooga) at Samford (01/29/20)
Free throw attempts	16		Mason Faulkner (Western Carolina) vs Chattanooga (12/03/19)
	15		Noah Gurley (Furman) vs UNC Greensboro (01/11/20)
	14		Djordje Dimitrijevic (Mercer) at Western Carolina (01/11/20)
	12		Josh Sharkey (Samford) at VMI (01/04/20)
	12		Mason Faulkner (Western Carolina) vs Mercer (01/11/20)
	12		Garrett Gilkeson (VMI) vs The Citadel (01/18/20)
	12		Josh Sharkey (Samford) at Furman (01/22/20)
Free throw percentage	1.000	(10-10)	Nathan Hoover (Wofford) at Western Carolina (01/25/20)
	1.000	(9-9)	Garrett Gilkeson (VMI) vs Western Carolina (01/08/20)
	1.000	(9-9)	Nathan Hoover (Wofford) vs The Citadel (01/11/20)
	1.000	(9-9)	Matt Ryan (Chattanooga) at Samford (01/29/20)
	1.000	(8-8)	Jordan Lyons (Furman) at VMI (01/01/20)
	1.000	(8-8)	Eddie Davis III (The Citadel) at VMI (01/18/20)
Rebounds	16		Jeromy Rodriguez (ETSU) at The Citadel (12/04/19)
	15		Ethan Stair (Mercer) at ETSU (01/29/20)
	14		Jalen Dupree (Samford) vs Wofford (01/08/20)
	14		Carlos Dotson (Western Carolina) at Chattanooga (02/01/20)
	13		Carlos Dotson (Western Carolina) at VMI (01/08/20)
	13		Maciej Bender (Mercer) at Western Carolina (01/11/20)
	13		Ethan Stair (Mercer) vs Western Carolina (01/22/20)
Assists	10		Djordje Dimitrijevic (Mercer) vs Furman (12/20/19)
	10		Mason Faulkner (Western Carolina) at The Citadel (01/04/20)
	10		Josh Sharkey (Samford) at VMI (01/04/20)
	10		Mason Faulkner (Western Carolina) at Furman (01/15/20)
	9		Isaiah Miller (UNC Greensboro) at Wofford (01/04/20)
	9		Mason Faulkner (Western Carolina) at VMI (01/08/20)
	9		Greg Parham (VMI) vs The Citadel (01/18/20)
	9		Josh Sharkey (Samford) at Furman (01/22/20)
Steals	9		Isaiah Miller (UNC Greensboro) vs Mercer (01/01/20)
	6		Isaiah Miller (UNC Greensboro) at Furman (01/11/20)
	5		Sean Conway (VMI) vs Furman (01/01/20)
	5		Josh Sharkey (Samford) at Chattanooga (01/11/20)
	5		Bo Hodges (ETSU) vs Chattanooga (01/25/20)
Blocked shots	4		Maciej Bender (Mercer) vs Furman (12/20/19)
	4		Chevez Goodwin (Wofford) vs The Citadel (01/11/20)
	3		James Dickey (UNC Greensboro) vs VMI (11/24/19)
	3		Lucas N'Guessan (ETSU) vs Wofford (01/01/20)
	3		Eddie Davis III (The Citadel) at Samford (01/01/20)
	3		Jalen Slawson (Furman) vs ETSU (01/04/20)
	3		Lucas N'Guessan (ETSU) at UNC Greensboro (01/08/20)
	3		Clay Mounce (Furman) at Chattanooga (01/08/20)
	3		Robert Allen (Samford) at Chattanooga (01/11/20)
	3		Maciej Bender (Mercer) at Western Carolina (01/11/20)
	3		Maciej Bender (Mercer) at Samford (01/18/20)
	3		Jalen Dupree (Samford) at Furman (01/22/20)
	3		Jalen Slawson (Furman) vs Samford (01/22/20)
	3		Justin Brown (Chattanooga) vs The Citadel (01/22/20)
	3		Robert Allen (Samford) vs UNC Greensboro (01/25/20)
	3		Kyrin Galloway (UNC Greensboro) at Samford (01/25/20)
	3		Maciej Bender (Mercer) at VMI (01/25/20)
	3		Kyrin Galloway (UNC Greensboro) at Western Carolina (01/29/20)
Turnovers	9		Josh Sharkey (Samford) vs UNC Greensboro (01/25/20)
	8		Josh Sharkey (Samford) vs The Citadel (01/01/20)
	8		Josh Sharkey (Samford) at Furman (01/22/20)
	7		Mason Faulkner (Western Carolina) at VMI (01/08/20)
	7		Tyson Batiste (The Citadel) vs UNC Greensboro (01/15/20)
	7		Josh Sharkey (Samford) at ETSU (01/15/20)

