

2020-21



SOCONSPORTS.COM
#SOCONCHAMPS | #SOCONHOOPS



WOMEN'S
BASKETBALL

MEDIA GUIDE



2019-20 SOCON SUPERLATIVES



Nadine Soliman, UNCG
SoCon Player of the Year



Trina Patterson, UNCG
SoCon Coach of the Year



Shannon Titus, Mercer
SoCon Defensive Player of the Year



Lilly Hatton, Wofford
SoCon Freshman of the Year

2020-21 SOCON WOMEN'S BASKETBALL



2020-21 Southern Conference Women's Basketball Media Guide

On the Inside

2020-21 composite schedule	2
2020-21 preseason all-conference team & polls	3
2021 postseason tournaments	4
2021 Southern Conference Championship	5
Southern Conference	
History	6-10
SoCon Principles	11
Hall of Fame	12-13
Commissioner Jim Schaus	14
Staff.....	15
Media Services.....	16
Teams	
ETSU.....	18-19
Furman	20-21
Mercer.....	22-23
UNCG.....	24-25
Samford.....	26-27
Chattanooga.....	28-29
Western Carolina.....	30-31
Wofford.....	32-33
Home courts	34-35
2019-20 year-in-review	
Year-in-review	36-37
Individual stats	38
Team stats.....	39
Individual game highs	40
Team game highs	41
All-time records and honors	
Individual records.....	42-47
Team records	48-52
Coaching records.....	53
Yearly statistical leaders	54-57
Yearly awards	58
All-conference teams	59-61
All-freshman teams.....	62
Players of the Week.....	63-65
Freshmen of the Week.....	65
Players of the Month	65
SoCon in the postseason	67
Postseason history by school	68
SoCon champions	69
Year-by-year standings	69-71
SoCon tournament results	72-75
SoCon all-tournament teams	76-77
SoCon tournament records.....	78

The Southern Conference

702 N. Pine Street
Spartanburg, SC 29303

Phone:..... 864-591-5100
Fax:..... 864-591-3448
Website: SoConSports.com

Conference staff

Jim Schaus..... Commissioner
Geoff Cabe..... Senior Associate Commissioner
Sue Arakas..... Associate Commissioner
Doug King Associate Commissioner for Compliance
Jason Yaman..... Associate Commissioner
Phil Perry.....Associate Commissioner for Media Relations
Paul Lollis Assistant Commissioner for Video Productions
Stanley Broaden Assistant Commissioner for Championships
Hannah Bradley Assistant Director of Media Relations
Neili Akridge Executive Assistant to the Commissioner
Jasmine Washington Media Relations Assistant
Nicholas Hunt..... Championships Assistant
Debbie Williamson..... Coordinator of Officials

Southern Conference Officers

President: Dr. Jeffrey Hughdahl, Mercer University
Vice President: Dr. David Wyrick, University of North Carolina at Greensboro



PRESENTED BY: **General Shale**

Credits

Editor: Hannah Bradley
Design: Phil Perry
Cover: Jasmine Washington
Editorial assistance: Phil Perry and the SoCon basketball SIDs.
Online services: www.issuu.com



COMPOSITE SCHEDULE

Wednesday, Nov. 25

Western Carolina at UNC Asheville 1 p.m.
 Samford at Alabama 1 p.m.
 Winthrop at Wofford 1:30 p.m.
 Furman at Clemson 2 p.m.
 Georgia at Mercer 6 p.m.

Saturday, Nov. 28

UNCG at North Carolina 1 p.m.
 Samford at Auburn 1 p.m.
 Tennessee State at Mercer 2 p.m.
 ETSU at Longwood 3 p.m.

Sunday, Nov. 29

Western Carolina at Duke 2 p.m.
 Wofford at College of Charleston 1 p.m.

Tuesday, Dec. 1

Campbell at UNCG 6 p.m.
 ETSU at Tennessee 7 p.m.
 Presbyterian at Furman 7 p.m.

Wednesday, Dec. 2

Mercer at Clemson 12 p.m.
 Wofford at High Point 6 p.m.

Thursday, Dec. 3

Furman at Georgia Southern 6 p.m.
 Converse at UNCG 6 p.m.
 Samford at Indiana 6:30 p.m.

Saturday, Dec. 5

Elon at Western Carolina 2 p.m.

Sunday, Dec. 6

UAB at Chattanooga 2 p.m.
 Furman at Georgia State 2 p.m.
 Wofford at UNC Asheville 2 p.m.

Monday, Dec. 7

North Carolina Wesleyan at UNCG 6 p.m.

Tuesday, Dec. 8

ETSU at Vanderbilt TBA
 UT Martin at Samford 6 p.m.

Wednesday, Dec. 9

Chattanooga at Troy 1 p.m.

Thursday, Dec. 10

Mercer at Presbyterian TBA
 Stetson at Furman 7 p.m.

Friday, Dec. 11

UNCG at UNCW 2 p.m.
 North Alabama at Samford 7 p.m.

Saturday, Dec. 12

Presbyterian at ETSU TBA

Sunday, Dec. 13

Furman at Elon TBA
 Samford at Kentucky TBA
 Vanderbilt at Chattanooga 2 p.m.
 Alabama at Mercer 2 p.m.
 Wofford at Xavier 2 p.m.
 Western Carolina at Charleston Southern 3 p.m.

Monday, Dec. 14

North Carolina A&T at UNCG 6 p.m.

Tuesday, Dec. 15

Chattanooga at Austin Peay 7 p.m.
 South Carolina State at Mercer 7 p.m.

Wednesday, Dec. 16

Samford at Jacksonville State TBA
 Converse at Furman 7 p.m.
 Western Carolina at Tennessee Tech 7 p.m.

Friday, Dec. 18

ETSU at Davidson TBA
 UNCG at Elon TBA
 Eastern Kentucky at Chattanooga 7 p.m.
 Mercer at Western Kentucky 8 p.m.

Saturday, Dec. 19

Wofford at Kentucky 1 p.m.
 Samford at Tennessee Tech 3 p.m.

Sunday, Dec. 20

Appalachian State at ETSU TBA
 Chattanooga at Georgia Southern TBA
 Western Carolina at Georgia State 1 p.m.
 Furman at Georgia 2 p.m.

Monday, Dec. 21

Samford at Western Kentucky TBA
 Western Carolina at Georgia Southern 1 p.m.
 Mercer at Tennessee Tech 3 p.m.
 Chattanooga at Georgia State 3 p.m.

Monday, Dec. 28

Samford at Vanderbilt TBA

Tuesday, Dec. 29

South Carolina State at Western Carolina TBA
 Mercer at UNCW 2 p.m.
 Chattanooga at North Alabama 2 p.m.

Wednesday, Dec. 30

Auburn Montgomery at Samford TBA

Thursday, Dec. 31

Newberry at ETSU TBA
 Piedmont at Western Carolina TBA

Saturday, Jan. 2

Talladega College at Samford 2 p.m.
 Erskine at Wofford 2 p.m.

Sunday, Jan. 3

Newberry at Furman 2 p.m.

Monday, Jan. 4

Southern Wesleyan at Western Carolina TBA

Thursday, January 7

UNCG at Mercer* TBA
 Western Carolina at Samford* TBA

Saturday, January 9

Wofford at Furman* TBA
 Western Carolina at Mercer* TBA
 UNCG at Samford* TBA
 ETSU at Chattanooga* TBA

Thursday, January 14

Mercer at ETSU* TBA
 Furman at UNCG* TBA
 Samford at Chattanooga* TBA
 Wofford at Western Carolina* TBA

Saturday, January 16

Samford at ETSU* TBA
 Wofford at UNCG* TBA
 Mercer at Chattanooga* TBA
 Furman at Western Carolina* TBA

Thursday, January 21

ETSU at Furman* TBA
 Chattanooga at Wofford* TBA

Saturday, January 23

Chattanooga at Furman* TBA
 Samford at Mercer* TBA
 UNCG at Western Carolina* TBA
 ETSU at Wofford* TBA

Thursday, January 28

UNCG at ETSU* TBA
 Furman at Mercer* TBA
 Wofford at Samford* TBA
 Western Carolina at Chattanooga* TBA

Saturday, January 30

Western Carolina at ETSU* TBA
 Wofford at Mercer* TBA
 Furman at Samford* TBA
 UNCG at Chattanooga* TBA

Thursday, February 4

Samford at UNCG* TBA
 Mercer at Western Carolina* TBA

Saturday, February 6

Chattanooga at ETSU* TBA
 Mercer at UNCG* TBA
 Samford at Western Carolina* TBA
 Furman at Wofford* TBA

Thursday, February 11

Western Carolina at Furman* TBA
 Chattanooga at Mercer* TBA
 ETSU at Samford* TBA
 UNCG at Wofford* TBA

Saturday, February 13

UNCG at Furman* TBA
 ETSU at Mercer* TBA
 Chattanooga at Samford* TBA
 Western Carolina at Wofford* TBA

Thursday, February 18

Wofford at ETSU* TBA
 Furman at Chattanooga* TBA

Saturday, February 20

Furman at ETSU* TBA
 Western Carolina at UNCG* TBA
 Mercer at Samford* TBA
 Wofford at Chattanooga* TBA

Thursday, February 25

Samford at Furman* TBA
 Chattanooga at UNCG* TBA
 ETSU at Western Carolina* TBA
 Mercer at Wofford* TBA

Saturday, February 27

Mercer at Furman* TBA
 ETSU at UNCG* TBA
 Chattanooga at Western Carolina* TBA
 Samford at Wofford* TBA

SoCon Championship presented by General Shale Harrah's Cherokee Center Asheville

Thursday, March 4

No. 1 seed vs. No. 8 seed 11 a.m.
 No. 4 seed vs. No. 5 seed 1:15 p.m.
 No. 2 seed vs. No. 7 seed 3:30 p.m.
 No. 3 seed vs. No. 6 seed 5:45 p.m.

Friday, March 6

Winner Game 1 vs. Winner Game 2 11 a.m.
 Winner Game 3 vs. Winner Game 4 1:15 p.m.

Sunday, March 7

Winner Game 5 vs. Winner Game 6 12 p.m.

*Southern Conference Game
 ALL TIMES EASTERN

#SoConHoops

PRESEASON POLLS & ALL-CONFERENCE TEAM



SoCon women's basketball polls & preseason team announced, Mercer's Shannon Titus tabbed preseason Player of the Year

SPARTANBURG, S.C. – The Mercer Bears are tabbed as the preseason favorites to win the Southern Conference women's basketball title for the 2020-21 season, according to a vote by the league's head coaches. Mercer senior guard/forward Shannon Titus was named the SoCon Preseason Player of the Year. The league's media predicted Chattanooga, one of three teams to claim a share of the for the regular-season title in 2019-20, to win the SoCon title in 2020-21.

Coaches were not allowed to vote for their own teams or student-athletes as part of the balloting.

Mercer finished the 2019-20 campaign 8-23 overall and 4-10 in SoCon play but were the regular season and tournament champion in both 2017-2018 and 2018-2019. Susie Gardner's squad returns four starters, including Titus, a senior guard/forward, and Jaron Dougherty, a junior forward, both of whom earned spots on the preseason all-conference team. Mercer picked up five of the eight possible first-place votes. The Bears, picked third by the media, earned 45 total points from the coaches, six ahead of Chattanooga, who picked up 39 points and one first-place vote. The Mocs, however, were the media's pick to win the league, amassing 115 points and eight of the 18 first-place votes. Chattanooga placed senior guard Bria Dial and junior forward Eboni Williams, the Mocs' top two returning scorers, on the preseason all-conference squad.

Samford, the 2019-20 Southern Conference tournament and regular-season tri-champion, was selected third by the coaches and second by the media. The Bulldogs earned four first-place votes from the media and senior forward Natalie Armstrong, a 2019-20 first-team all-conference selection and the 2020 Southern Conference tournament Most Outstanding Player, was named to the preseason all-conference team by the coaches.

Furman, selected fourth by the coaches, picked up 31 points and one first-place vote. The Paladins were also tabbed fourth by the media (89). Redshirt senior Tierra Hodges, a 2019-20 second-team all-conference selection by the coaches after leading the league in rebounding, is a preseason all-conference selection for the Paladins.

UNC Greensboro, which finished last season 23-9 and 10-4 in SoCon play and earned a share of the 2019-20 regular

season title before falling 59-54 to top-seed Samford in the championship final, came in fifth in the coaches' poll (30) and tied for fourth in the media poll (89), picking up one first-place vote from the coaches. Redshirt senior forward/guard Aja Boyd, the Spartans' top returning scorer, earned a spot on the preseason all-conference team.

Wofford took sixth in both the coaches poll (24) and the media poll (68). Senior forward Jamari McDavid earned a preseason all-conference nod.

ETSU took seventh in both the coaches (15) and media polls (52). Junior guard/forward E'Lease Stafford was named to the preseason all-conference team for the Bucs. Western Carolina was picked eighth in both polls, earning seven points in the coaches poll and 24 from the media. Lauren LaPlant, a redshirt senior guard who was second in the league in 3-pointers made (80) a season ago, earned a spot on the preseason all-conference squad.

All eight teams were represented on the 10-member SoCon preseason all-conference team, with Mercer and Chattanooga each placing a pair on the team.

The Southern Conference will conduct its virtual Basketball Media Day on Thursday, with interviews with each coach conducted by Pete Yanity airing on ESPN+ beginning at 10 a.m. Eastern on Friday.

The 2020-21 season gets under way on Wednesday, Nov. 25. The 2021 Ingles Southern Conference Championship presented by General Shale will be held March 4-7 at the Harrah's Cherokee Center Asheville in Asheville, North Carolina.

2020-21 Preseason SoCon Coaches Poll

Team (1st-place votes)	Total
1. Mercer (5)	45
2. Chattanooga (1)	39
3. Samford	33
4. Furman (1)	31
5. UNCG (1)	30
6. Wofford	24
7. ETSU	15
8. Western Carolina	7

2020-21 Preseason Player of the Year

Shannon Titus, Sr., G/F, Mercer

2020-21 Preseason All-SoCon Team

E'Lease Stafford, Jr., G/F, ETSU
 Tierra Hodges, R-Sr., G/F, Furman
 Jaron Dougherty, Jr., F, Mercer
 Shannon Titus, Sr., G/F, Mercer
 Aja Boyd, R-Sr., F/G, UNCG
 Natalie Armstrong, Sr., F, Samford
 Bria Dial, Sr., G, Chattanooga
 Eboni Williams, Jr., F, Chattanooga
 Lauren LaPlant, R-Sr., G, Western Carolina
 Jamari McDavid, Sr., F, Wofford

2020-21 Preseason SoCon Media Poll

Team (1st-place votes)	Total
1. Chattanooga (8)	115
2. Samford (4)	111
3. Mercer (2)	100
4. Furman (3)	89
UNCG (1)	89
6. Wofford	68
7. ETSU	52
8. Western Carolina	24



Shannon Titus was tabbed the SoCon Preseason Player of the Year after leading the league in blocks (60) and steals (83) en route to SoCon Defensive Player of the Year honors.



POSTSEASON TOURNAMENTS

2021 INGLES SOUTHERN CONFERENCE WOMEN'S BASKETBALL CHAMPIONSHIP PRESENTED BY GENERAL SHALE

The Southern Conference returns to Asheville, N.C., for the 2021 Southern Conference Championship presented by General Shale, which will be contested March 4-7. Each round will be played at the 6,300-seat ExploreAsheville.com Arena at the Harrah's Cherokee Center Asheville (formerly the U.S. Cellular Center) this season, with each game appearing live on ESPN+. Asheville first hosted the women's tournament in 1995 and the tournament returned there in 2012 after a 17-year absence.

Tickets for the tournament are available by contacting any member institution ticket office.



Samford first year head coach Carley Kuhns cut down the nets at the 2020 SoCon championship.

2021 SoCon Championship Schedule

Quarterfinals

March 4 (Thursday)

Harrah's Cherokee Center Asheville

Game 1: No. 1 seed vs. No. 8 seed, 11 a.m.^

Game 2: No. 4 seed vs. No. 5 seed, 1:15 p.m.*

Game 3: No. 2 seed vs. No. 7 seed, 3:30 p.m.*

Game 4: No. 3 seed vs. No. 6 seed, 5:45 p.m.*

Semifinals

March 5 (Friday)

Harrah's Cherokee Center Asheville

Game 5: Game 1 winner vs. Game 2 winner, 11 a.m.^

Game 6: Game 3 winner vs. Game 4 winner, 1:15 p.m.

Championship

March 7 (Sunday)

Harrah's Cherokee Center Asheville

Game 7: Game 5 winner vs. Game 6 winner, 12 p.m.

^ Tip-off as part of Education Day program

* Denotes approximate game time. The first game on March 4 will have a firm start time. Each game thereafter will start 30 minutes following the conclusion of the preceding game.



The Samford Bulldogs won the 2020 SoCon championship.

2021 NCAA Women's Basketball Championship

First and Second Rounds

March 22-25, 2019

Non-predetermined sites

REGIONALS

March 26-29, 2021

Albany Regional

Times Union Center

Albany, Ny.

Hosts: Siena College/MAAC

Austin Regional

H-E-B Center at Cedar Park

Cedar Park, Texas

Host: University of Texas

Cincinnati Regional

Cintas Center

Cincinnati, Ohio

Hosts: Xavier University and

Cincinnati USA Sports

Commission

Spokane Regional

Spokane Arena

Spokane, Wash.

Host: Idaho

WOMEN'S FINAL FOUR

April 2 & 4, 2020

Alamodome

San Antonio, Texas

Hosts: University of the Incarnate

Word, UTSA and San Antonio

Sports



SoCon tournament Most Outstanding Player Natalie Armstrong helped Samford to its first title since 2012.

2021 Women's National Invitation Tournament

First Round

March 17-19, 2021

Campus sites

Second Round

March 20-23, 2020

Campus sites

Third Round

March 24-26, 2020

Campus sites

Quarterfinals

March 27-29, 2020

Campus sites

Semifinals

March 31 - April 1, 2020

Campus sites

Championship

April 3, 2020, 3 p.m. ET

Campus sites

#SoConHoops

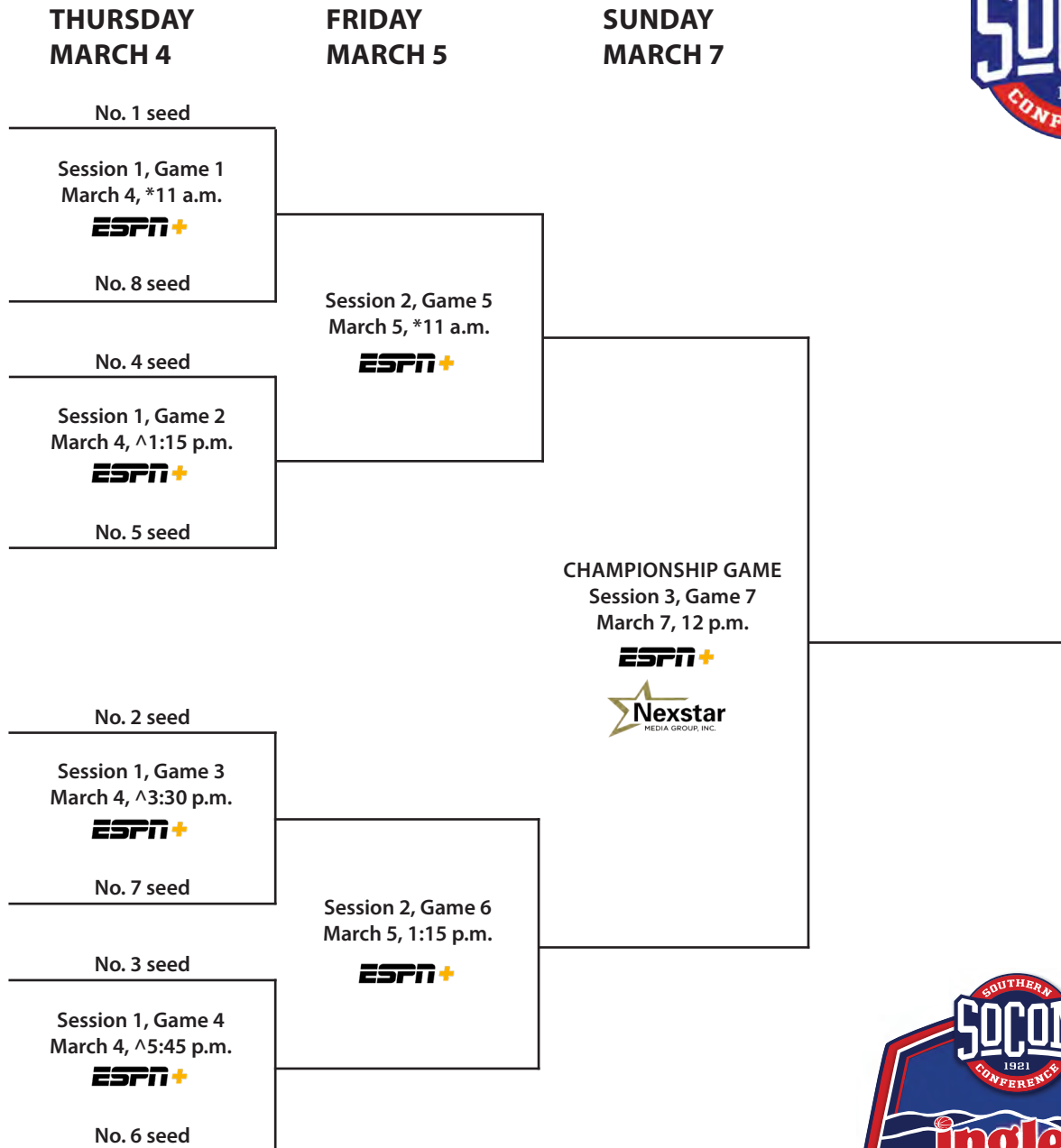
SOCON CHAMPIONSHIP



2021 Ingles Southern Conference Women's Basketball Championship

presented by General Shale

MARCH 4-7 • HARRAH'S CHEROKEE CENTER ASHEVILLE
ASHEVILLE, N.C.



*Tip-off as part of Education Day program on March 4 and March 5.

^ Denotes approximate game time. The first game on March 4 will have a firm start time. Each game thereafter will start 30 minutes following the conclusion of the preceding game, but will not start prior to the listed time.



PRESENTED BY: **General Shale**

SOCONSPORTS.COM



SOUTHERN CONFERENCE HISTORY

The Southern Conference, which celebrates its 100th season of intercollegiate competition in 2020-21, is a national leader in emphasizing the development of the student-athlete and in helping to build lifelong leaders and role models.

The Southern Conference has been on the forefront of innovation and originality in developing creative solutions to address issues facing intercollegiate athletics. From establishing the first postseason college basketball tournament (1921), to tackling the issue of freshman eligibility (1922), to developing women's championships (1984), to becoming the first conference to install the 3-point goal in basketball (1980), the Southern Conference has been a pioneer.

The Southern Conference is the nation's fifth-oldest NCAA Division I collegiate athletic association. Only the Big Ten (1896), the Missouri Valley (1907), the Pac-12 (1915) and the Southwestern Athletic (1920) conferences are older in terms of origination.

Academic excellence has been a major part of the Southern Conference's tradition. Hundreds of Southern Conference student-athletes have been recognized on CoSIDA Academic All-America and all-district teams. A total of 20 Rhodes Scholarship winners have been selected from conference institutions, most recently in 2012-13, when former Wofford volleyball player Rachel Woodlee earned the prestigious award.

The conference currently consists of 10 members in six states throughout the Southeast and sponsors 22 varsity sports and championships that produce participants for NCAA Division I Championships. The league added rifle, becoming just the second Division I conference to sponsor the sport, in 2016-17, and added women's lacrosse for the 2017-18 campaign.

The Southern Conference offices are located in the historic Beaumont Mill in Spartanburg, South Carolina. A textile mill that was in operation from 1880 until 1999, Beaumont Mill was renovated in 2004 and today offers the league first-class meeting areas and offices as well as a spacious library for storage of the conference's historical documents.

Membership history

On Feb. 25, 1921, representatives from 14 of the Southern Intercollegiate Athletic Association's (SIAA) 30 members met at Atlanta's Piedmont Hotel to establish the Southern Intercollegiate Conference. On hand at the inaugural meeting were officials from Alabama, Alabama Polytechnic Institute (Auburn), Clemson, Georgia, Georgia School of Technology (Georgia Tech), Kentucky, Maryland, Mississippi A&M (Mississippi State), North Carolina, North Carolina State, Tennessee, Virginia, Virginia Polytechnic Institute (Virginia Tech) and Washington & Lee.

Dr. S.V. Sanford of Georgia was chosen as acting chairman and N.W. Dougherty of Tennessee was named secretary. The decision to form a new athletic conference was motivated by the desire to have a workable number of conference games for each league member. With 30 schools in the SIAA by the early 1920s, it was impossible to play every school at least once during the regular season and many schools went several years between playing some conference members. In addition, in 1920, the SIAA voted down proposed rules that an athlete must be in a college a year before playing on its teams and refused to abolish a rule permitting athletes to play summer baseball for money.

Play began in the fall of 1921, and a year later, six more schools joined the fledgling league, including Tulane (which had attended the inaugural meeting but had elected not to join), Florida, Louisiana (LSU), Mississippi, South Carolina and Vanderbilt. VMI joined in 1923 and Duke was added in 1929.

By the 1930s, membership in the Southern Conference had reached 23 schools. C.P. "Sally" Miles of Virginia Tech, president of the Southern Conference, called the annual league meeting

to order on Dec. 9, 1932, at the Farragut Hotel in Knoxville, Tennessee. There, it announced that 13 institutions west and south of the Appalachian Mountains were reorganizing as the Southeastern Conference. Members of the new league included Alabama, Alabama Polytechnic Institute, Florida, Georgia, Georgia School of Technology, Kentucky, Louisiana, Mississippi, Mississippi A&M, University of the South, Tennessee, Tulane and Vanderbilt.

According to the minutes of the meeting, Georgia's Dr. Sanford stated that the division was made along geographical lines. Florida's Dr. J.J. Tigert, acting as spokesman for the withdrawing group, regretted the move but believed it was necessary as the Southern Conference had grown too large. The resignations were accepted and the withdrawing schools formed the new league, which began play in 1933.

The Southern Conference continued with membership of 10 institutions, including Clemson, Duke, Maryland, North Carolina, North Carolina State, South Carolina, Virginia, VMI, Virginia Tech and Washington & Lee.

The second major shift occurred some 20 years later. By 1952, the Southern Conference included 17 colleges and universities. Another split occurred when seven schools – Clemson, Duke, Maryland, North Carolina, North Carolina State, South Carolina and Wake Forest – departed to form the Atlantic Coast Conference, which began play in 1953. The revamped Southern Conference included members The Citadel, Davidson, Furman, George Washington, Richmond, VMI, Virginia Tech, Washington & Lee, West Virginia and William & Mary.

A third major shift occurred in 2012-13, when five members announced their departures and three schools were added. College of Charleston announced its decision to leave for the Colonial Athletic Association following the 2012-13 season, while Appalachian State (Sun Belt), Davidson (Atlantic 10), Elon (Colonial) and Georgia Southern (Sun Belt) announced they would depart following the 2013-14 campaign. At the Southern Conference's 2013 spring meetings in Hilton Head Island, South Carolina, the league officially extended invitations to former members ETSU and VMI, as well as Mercer, to join the league for the 2014-15 academic year.

Today, the league continues to thrive with a membership that includes 10 institutions and a

footprint that spans six states: Alabama, Georgia, North Carolina, South Carolina, Tennessee and Virginia. Current league members are The Citadel, ETSU, Furman, Mercer, UNCG, Samford, Chattanooga, VMI, Western Carolina and Wofford.

Leadership

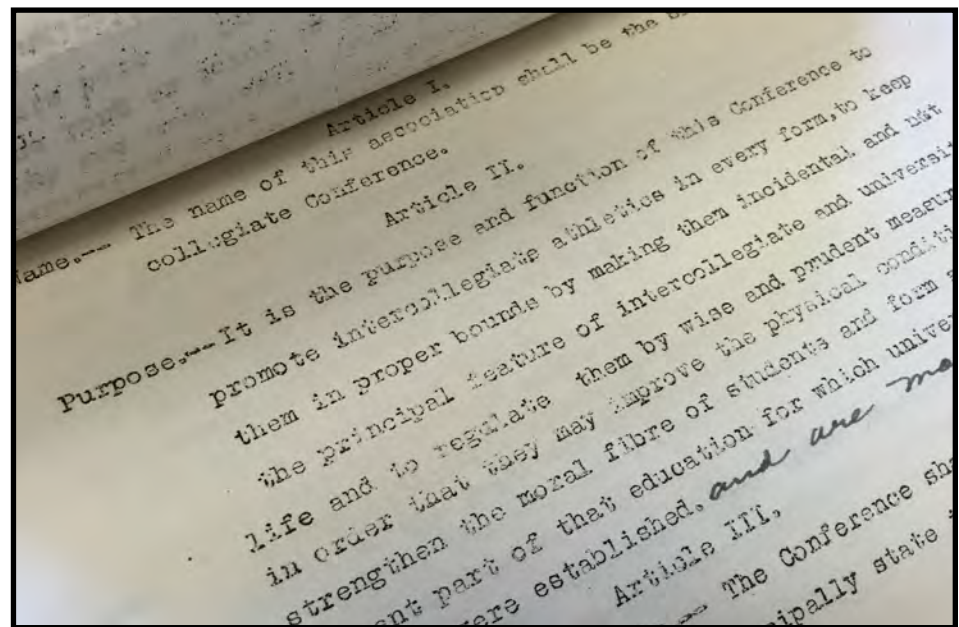
Jim Schaus began his tenure as the ninth commissioner in league history on July 1, 2019. Schaus came to the SoCon after an 11-year run as the director of athletics at Ohio University, where he led the Bobcats to unprecedented levels of success in athletics and academics.

In his first year in the role, Schaus spearheaded the creation of a new long-term strategic plan for the league and led the effort to partner with JMI Sports to serve as the SoCon's official marketing rights company. Schaus also negotiated the SoCon's entry into the Southeastern Conference's officiating consortiums for both men's basketball and football, moves that allow the member conferences to collaborate on all officiating matters related to recruitment, education and training, scheduling and evaluation of officials.

Also aimed at enhancing the league's men's basketball success, Schaus implemented a new right-size scheduling model designed to bolster the top teams' national profiles and put them in position for better seeding and potential at-large bids into the NCAA tournament. In addition, Schaus shepherded the league through its response to the COVID-19 pandemic and ensuing sport season cancellations and cost-cutting measures.

Schaus has a familial connection to the Southern Conference, as his father, former Los Angeles Lakers coach Fred Schaus, was the men's basketball coach at West Virginia from 1954-60, earning SoCon Coach of the Year honors four times in that six-year span and still ranking in the top 20 in career wins by a league coach.

Schaus replaced former commissioner John Iamarino, who concluded his 13-year tenure at the Southern Conference in the summer of 2019. Throughout his tenure, Iamarino promoted the Southern Conference through an ambitious agenda that improved championships, upgraded compliance related matters, launched the conference's Hall of Fame, created the SoCon Academic Exchange and increased the marketing and brand awareness of



The original Southern Conference constitution, drawn up in 1921, is housed in the archives at the league office in Spartanburg, South Carolina.

SOUTHERN CONFERENCE HISTORY



The 2014 addition of VMI in Lexington, Va., extended the Southern Conference's reach to six states across the Southeast.

the conference and its member institutions. He also guided the league through membership changes that ensured the Southern Conference's future viability and stability with the additions of ETSU, Mercer and VMI.

Iamarino spearheaded the effort to create the SoCon Digital Network, which launched in the fall of 2014, and the league-wide plan to have all 10 member institutions capable of producing broadcast-quality content by 2017.

Iamarino also orchestrated the addition of three 1987, he was succeeded by Dave Hart, who oversaw the transfer of the league office from Charlotte, North Carolina, to Asheville, North Carolina.

Wright Waters succeeded Hart upon his retirement in 1991. Under Waters' leadership, the Southern Conference expanded to 12 members, added three women's sports and posted record revenue from the basketball tournament. Waters was followed by Alfred B. White in 1998. White, a veteran member of the NCAA office, introduced the current conference logo and elevated the conference's commitment to marketing and development of corporate partners. Danny Morrison, who would go on to be president of the Carolina Panthers, headed the conference from 2001-05 and orchestrated the league's move from Asheville to Spartanburg. Under Morrison's leadership, the conference increased its marketing and promotional efforts.

Championship history

Men's basketball was the first sport in which the conference held a championship. The league tournament is the nation's oldest, with the inaugural championship held in 1921 at Atlanta's City Auditorium and won by Kentucky. The tournament began Feb. 25, the same day that members of the Southern Intercollegiate Athletic Association met to discuss forming the new league that would become the Southern Conference. The following year, North Carolina won the first tournament after the formation of the league.

Commissioner Germann spearheaded the Southern Conference's expansion to include women's athletics during the 1983-84 season. That year, league women's championships were held in volleyball, basketball and tennis. Cross country joined the mix in 1985, outdoor track and field was added in 1987 and indoor and track and field followed in

1988. The conference instituted golf and softball championships in the spring of 1994 and added soccer in the fall of that year. Women's lacrosse crowned its first champion in May 2018.

The Germann Cup, named in honor of the former commissioner, annually recognizes the top women's athletics programs in the conference. From their humble beginnings, women's athletics have become an integral part of the Southern Conference and its success.

The Southern Conference declares champions in 11 men's sports – football, soccer, cross country, basketball, indoor track and field, outdoor track and field, wrestling, baseball, lacrosse, tennis and golf – and 10 women's sports – soccer, volleyball, cross country, basketball, indoor track and field, outdoor track and field, tennis, golf, women's lacrosse and softball. Rifle is a mixed sport.

Football

The Southern Conference has also excelled as the premier Football Championship Subdivision (FCS) conference. Former Southern Conference member Appalachian State won the three consecutive FCS titles from 2005-07, becoming the first team to do so. The league boasts more than 250 players who have garnered All-America recognition and numerous national player or coach of the year awards. The conference had at least one team in the top 10 of the final FCS poll for 28 consecutive years (1985-2012), with at least two teams finishing in the final poll in every season from 1982-2013. Wofford, which has finished in the top 20 in each of the last four seasons, was joined in the final polls in 2019 by Furman, which earned its second FCS playoff berth in three seasons. In 2018, ETSU won a share of its first SoCon title and finished ranked in the final polls for the first time since 1996. The Citadel, Chattanooga, Samford and Wofford each finished in the top 25 in 2016, giving the league four in the final poll for the first time since 2007. The conference has placed multiple representatives in the FCS Playoffs in 31 of 36 seasons, with 16 championship game appearances and eight national titles. The Southern Conference has had at least one team reach the semifinals in 12 of the last 21 years and in 18 of the last 28 seasons.

In 2007, Appalachian State became the first FCS team to defeat a nationally ranked Football Bowl Subdivision (FBS) team, when the Mountaineers defeated No. 5 Michigan, 34-32, on Sept. 1 before

SoCon members

- Alabama (1921-1932)
- Appalachian State (1971-2014)
- Auburn (1921-1932)
- College of Charleston (1998-2013)
- The Citadel (1936-present)**
- Clemson (1921-1953)
- Davidson (1936-1988, 1992-2014)
- Duke (1929-1953)
- East Carolina (1964-1977)
- ETSU (1978-2005, 2014-present)**
- Elon (2003-2014)
- Florida (1922-1932)
- Furman (1936-present)**
- George Washington (1941-1970)
- Georgia (1921-1932)
- Georgia Southern (1991-2014)
- Georgia Tech (1921-1932)
- Kentucky (1921-1932)
- Louisiana State (1922-1932)
- Marshall (1976-1997)
- Maryland (1921-1953)
- Mercer (2014-present)**
- Mississippi (1922-1932)
- Mississippi State (1921-1932)
- North Carolina (1921-1953)
- UNCG (1997-present)**
- NC State (1921-1953)
- Richmond (1936-1976)
- Samford (2008-present)**
- South Carolina (1922-1953)
- Tennessee (1921-1932)
- Chattanooga (1976-present)**
- Tulane (1922-1932)
- University of the South (1924-1932)
- Vanderbilt (1922-1932)
- Virginia (1921-1937)
- VMI (1923-2003, 2014-present)**
- Virginia Tech (1921-1965)
- Wake Forest (1936-1953)
- Washington & Lee (1921-1958)
- West Virginia (1950-1968)
- Western Carolina (1976-present)**
- William & Mary (1936-1977)
- Wofford (1997-present)**

Bold indicates current SoCon member.

a sellout crowd at Michigan Stadium. Georgia Southern, in its final game as a member of the Southern Conference, downed the SEC's Florida in Gainesville on Nov. 23, 2013. The league picked up two wins over FBS teams in 2015, with Furman downing UCF and The Citadel stunning South Carolina. The Bulldogs added another Power 5 conference win in 2019, taking down Georgia Tech in overtime, 27-24.

Prior to the conference's reclassification in 1981, Southern Conference football teams appeared in a total of 36 bowl games, posting a record of 16-18-2. From 1925-30, league schools won five football national championships in a six-year span. There are nearly 60 former Southern Conference players and coaches in the College Football Hall of Fame. One of the most recognizable of these names is former North Carolina running back Charlie "Choo Choo" Justice, who helped guide North Carolina to three bowl appearances. He was a first-team All-America selection and the Heisman Trophy runner-up in 1948 and 1949. In 1949, Justice earned first-team all-conference honors for the fourth consecutive season, becoming the first player in league history to achieve



SOUTHERN CONFERENCE HISTORY

that feat. He was a member of the league's inaugural Hall of Fame Class in 2009.

Another of the league's football products that made it to the College Football Hall of Fame is Sam Huff of West Virginia. Huff was a three-year starter on both the offensive and defensive lines for the Mountaineers. In 1955, Huff earned first-team All-America honors on the field and was a first-team Academic All-American for his work in the classroom. He played 12 seasons in the National Football League for the New York Giants and the Washington Redskins. Also a member of the conference's first Hall of Fame class, he was a five-time All-Pro linebacker and is also a member of the Pro Football Hall of Fame.

Former Appalachian State coach Jerry Moore was enshrined in the College Football Hall of Fame in December 2014. The winningest coach in Appalachian State and Southern Conference history, Moore compiled a 215-87 record in his 24 seasons at Appalachian State (1989-2012), including 10 SoCon championships, 18 postseason appearances and an unprecedented three straight NCAA Division I FCS/IAA national titles (2005-07).

In 1999, Georgia Southern's Adrian Peterson captured the Walter Payton Award, presented annually to the Football Championship Subdivision's most outstanding offensive player. Peterson, a four-time All-American who finished his career as the NCAA Division I leader in rushing yards with 6,559, was inducted into the College Football Hall of Fame in December 2017.

Furman's Louis Ivory earned the Walter Payton Award in 2000, giving the SoCon consecutive winners, while Georgia Southern's Jayson Foster was presented with the 2007 trophy and Appalachian State quarterback Armani Edwards became the first two-time winner in Payton Award history, claiming the honors in 2008 and 2009 to make it three consecutive years a SoCon player took home the award.

Record-breaking quarterback Devlin Hodges of Samford became the Southern Conference's most recent Walter Payton Award winner in 2018, when the senior was also named the FCS ADA Offensive Player of the Year. The consensus All-American, who led the FCS in passing yards and completion percentage that season, wrapped up his career with FCS records for passing yardage (14,584), pass attempts and completions.

The league saw a pair of former players enter the Pro Football Hall of Fame in 2018, as former Chattanooga



Former Chattanooga star Terrell Owens entered the Pro Football Hall of Fame in 2018. Owens returned to his alma mater to deliver his induction speech from the Mocs' McKenzie Arena.

standout Terrell Owens and Marshall star Randy Moss, who enjoyed a record-breaking freshman year in the SoCon, earned the nod.

Appalachian State's Dexter Coakley was a three-time all-conference selection and consensus All-American in 1994, '95 and '96 before going on to stardom with the Dallas Cowboys. Coakley won a pair of Buck Buchanan Awards, given to Football Championship Subdivision's top defensive player each year. Western Carolina's David Patten and Appalachian State's Matt Stevens were both members of the New England Patriots' Super Bowl champion team in 2002 and Patten also earned Super Bowl rings with the Patriots

in 2004 and '05. Appalachian State's Daniel Kilgore appeared in Super Bowl XLVII for the San Francisco 49ers in 2013. Chattanooga's Keionta Davis was a member of the Patriots' organization for New England's appearance in Super Bowl LIII in 2018, while Davis and Western Carolina's Keion Crossen were teammates for the Super Bowl LIII-winning Patriots in 2019. Former Samford safety Jaquiski Tartt played in Super Bowl LIV for the 49ers in 2020.


Basketball

The 2020 edition of the tournament was the 100th in league history. Top-seeded ETSU downed Wofford 72-58 in the historic title game.

Not only was the Southern Conference tournament the first of its kind, but the league also helped change the face of college basketball. In 1980, the league began a season-long experiment with a 22-foot 3-point field goal with the approval of the NCAA Rules Committee. Ronnie Carr of Western Carolina made the first 3-point field goal in college basketball history in a game against Middle Tennessee State on Nov. 29, 1980.

Another college basketball tradition that originated in the Southern Conference is the traditional cutting of the nets by the winning team in important tournaments. According to USA Today, the practice of net-cutting originated in 1947 with NC State head coach Everett Case. As a first-year head coach, Case led the Wolfpack to the Southern Conference tournament title. Case celebrated by claiming the nets as souvenirs to commemorate the event. Basketball coaching legend Red Auerbach gave credit to former George Washington coach Bill Reinhart, who coached in the conference for nearly 30 years, as one of the originators of the modern fast break.

West Virginia's 10 tournament championships rank as the second-most in league history behind Davidson's 12. The Mountaineers were led by the incomparable Jerry West from 1958 through 1960. West, a two-time All-America selection, spurred West Virginia to the Final Four in 1959. The Mountaineers lost in the championship game that season to California, 71-70, but West earned Final Four Most Valuable Player honors. West was a three-time Southern Conference tournament MVP, a two-time league regular-season MVP, and was twice named the conference's Athlete



The Atlanta Memorial Auditorium was the site for the first Southern Conference Basketball Championship in 1921. The SoCon basketball tournament is the longest-running of its kind in college basketball history.

#SoConHoops

SOUTHERN CONFERENCE HISTORY



of the Year. He went on to a spectacular career with the Los Angeles Lakers of the National Basketball Association and was inducted into the Naismith Memorial Basketball Hall of Fame in 1979. A 14-time NBA All-Star while with the Lakers, it is West whose silhouette comprises the NBA's globally recognized logo.

Frank Selvy set the NCAA record for points in a game while at Furman. On Feb. 13, 1954, the senior scored 100 points in a game against Newberry, a record that still stands. Selvy was the Southern Conference Most Valuable Player in 1953 and 1954 and the league's Athlete of the Year in 1954. He went on to a 10-year career in the NBA. Selvy and his former Lakers teammate West were both enshrined in the league's Hall of Fame in 2009.

Rod Hundley was another West Virginia star during the 1950s. "Hot Rod" made a name for himself as one of the most spectacular players to tour the league during his era. Hundley averaged 24.5 points per game in his three seasons as a Mountaineer and was an all-conference and all-tournament performer in each of those three years. After being named the Southern Conference Most Valuable Player and Athlete of the Year as a senior in 1957, he was the first player selected in the NBA Draft that year and enjoyed a six-year career in that league. He was inducted into the SoCon Hall of Fame in 2010. Rod Thorn was yet another Mountaineer to earn inclusion in the SoCon Hall of Fame, as he was inducted in 2020. A two-time league athlete of the year, Thorn was the No. 2 selection in the 1963 NBA Draft, enjoying an eight-year playing career before transitioning to coaching and then the front office. He was elected to the Naismith Memorial Basketball Hall of Fame as an executive and a contributor in 2018.

ETSU's Keith "Mister" Jennings made his mark on the college basketball world in the early 1990s. Despite standing less than 6 feet tall, Jennings was a two-time all-conference choice and the league's Player of the Year and Athlete of the Year in 1991. Jennings played with the Golden State Warriors of the NBA and was inducted into the SoCon Hall of Fame in 2016.

Besides West Virginia's team in 1959, the Southern Conference has been represented in the Final Four on two other occasions. North Carolina advanced to the NCAA championship game in 1943 before falling 43-40 to Oklahoma State. NC State finished third in the tournament in 1950.

Davidson continued the record of success by advancing to the NCAA tournament's Elite Eight in 2008 as coach Bob McKillop's Wildcats came within a basket of making the Final Four behind the play of sophomore guard Stephen Curry. Curry, a two-time SoCon Male Athlete of the Year winner, led the nation in scoring as a junior at 28.6 points per game and has gone on to star for the NBA's Golden State Warriors, earning league MVP honors twice and leading the Warriors to NBA titles in 2015, 2017 and 2018. He was also inducted into the SoCon Hall of Fame in 2016.

The Southern Conference was back in the national spotlight in 2018-19, with Furman and Wofford both spending time in the national rankings to give the league multiple ranked teams in the same season for the first time since 1960. Both squads earned their first-ever rankings from the Associated Press that season, with the Terriers riding a 20-game winning streak into the NCAA tournament before picking up a first-round win over Seton Hall, their first in school history in NCAA postseason play. Wofford's Fletcher Magee would set the NCAA Division I career record for 3-pointers made in that first-round win, finishing his career with 509.

In 2019-20, ETSU would go 30-4 overall en route to SoCon regular-season and tournament titles, becoming just the fourth team in league history to reach the 30-win plateau. The Bucs joined the 1945-46 North Carolina (30-5), 1950-51 NC State (30-7) and 2018-19 Wofford (30-5) squads in the exclusive club.

Women's basketball competition began in the Southern Conference in 1983-84 with seven teams. In the sport's history, eight schools have won the league's tournament at least once, with Chattanooga winning 18 and Appalachian State

owning six titles. UNCG won the 1998 tournament as head coach Lynne Agee – who in 2020 became the first UNCG representative in the SoCon Hall of Fame – became the first coach to take a team to the NCAA tournament in all three divisions. In 2001, Chattanooga head coach Wes Moore became the first coach in NCAA history to take three different teams to the NCAA tournament in all three divisions. After Moore's departure to helm NC State following the 2012-13 season, Chattanooga hired coach Jim Foster, who was inducted into the Women's Basketball Hall of Fame in June 2013.

Since 1984, 10 different teams have claimed at least a share of the regular-season crown. Chattanooga has the most overall titles with 22, nine of them shared. Chattanooga also owns the most outright championships with 13. In 2018, Mercer guard Kahlia Lawrence became the only player in SoCon history to win the Player of the Year award three times. Only six others have done it twice: ETSU's DeShawne Blocker (1993 and 1995), Furman's Jackie Smith (1998 and 1999), Chattanooga's Damita Bullock (2000 and 2001), Alex Anderson (2007 and 2008) and Shanara Hollinquest (2009 and 2010) and Davidson's Sophia Aleksandravicius (2012 and 2013).

Other sports

In baseball, Wake Forest advanced to the championship game of the NCAA College World Series in 1949. The Citadel made history in 1990 by becoming the first military school to make an appearance at the College World Series. The Bulldogs were joined that season at the College World Series by future conference member Georgia Southern.

One of the Southern Conference's more famous baseball alums is Duke's Dick Groat. The Blue Devil shortstop, who was also a basketball standout, was the conference's Athlete of the Year in 1951 and 1952. He went on to a 14-year career in the major leagues and was named the National League MVP in 1960 after leading the league with a .325 batting average for the World Series champion Pittsburgh Pirates.

Among Southern Conference alums to grace Major League Baseball fields have been Atlee Hammaker (ETSU), Jeff Montgomery (Marshall), Mike Ramsey (Appalachian State) and Wayne Tolleson (Western Carolina). Other SoCon players to go on to play in the major leagues include third baseman Dallas McPherson (The Citadel), who played for the Anaheim/Los Angeles Angels, the Florida Marlins and the Chicago White Sox; pitchers Britt Reames (The Citadel) and Ryan Glynn (VMI), who both pitched with the Oakland A's in 2005; Furman's Tom Mastny, a pitcher with the Cleveland Indians (2007); College of Charleston's Graham Godfrey, who pitched for Oakland in 2011 and 2012; Georgia Southern's Everett Teaford, a pitcher with Kansas City from 2011-13; The Citadel's Chris McGuiness, who made his MLB debut with the Texas Rangers in 2013; and Western Carolina's Jared Burton, who played for Cincinnati and Minnesota in a career that spanned seven years (2007-14). The Catamounts' Tyler White, who made his MLB debut with the Houston Astros in April 2016, earned a World Series ring in 2017.

Several SoCon alumni have played in the majors in the last five seasons, including College of Charleston's Brett Gardner, who earned a World Series ring with the New York Yankees in 2009, and Michael Kohn (Atlanta Braves); The Citadel's Asher Wojciechowski (Houston Astros); Western Carolina right-handed pitcher Greg Holland, a three-time All-Star who helped the Kansas City Royals to the 2014 AL pennant and their first World Series appearance since 1985, saving Game 3; and Wofford's John Cornely, who debuted with the Atlanta Braves in April 2015. Three SoCon alums made their debuts in 2017: Samford's Phillip Ervin with the Cincinnati Reds, UNCG's Max Povse with the Seattle Mariners and Elon's John Brebbia with the St. Louis Cardinals.

In the summer of 2016, Mercer's Kyle Lewis made league history, becoming the highest-ever SoCon draft pick when he was selected 11th overall by the Seattle Mariners in the MLB First-Year Player Draft. The SoCon's first Golden Spikes Award winner, Lewis was a starter for the All-Star Futures Game in 2018 and made his major league debut on Sept. 10, 2019, with a home run off Trevor Bauer of the Cincinnati Reds.

Eight former SoCon players were on MLB Opening Day rosters in 2020.

Legendary golfer Arnold Palmer competed under the Southern Conference banner as a collegian at Wake Forest. He took medalist honors at the Southern Conference tournament in 1948 and 1949 and was the tournament's runner-up in 1950. Palmer was the medalist at the NCAA Golf Championships in 1949 and 1950. He went on to become one of the most accomplished golfers to play on the professional tour. Palmer won 62 tournaments while competing on the PGA Tour and added 10 more victories as a member of the Senior PGA Tour. A member of the SoCon Hall of Fame, he won eight major championships – four Masters, two British Opens, one U.S. Open and one U.S. Amateur.

Chattanooga's Stephen Jaeger was the 2012 champion at the NCAA Bowling Green Regional and has played in a pair of U.S. Opens, in 2015 and 2017. Chattanooga's Steven Fox won the U.S. Amateur in 2012, going on to play in the 2013 Masters, U.S. Open and Arnold Palmer Invitational, among other PGA Tour events. ETSU's Adrian Meronk represented Europe in the Palmer Cup in 2015 and 2016, becoming the first Polish player to do so, and helped the European side to the title in 2016. Wofford alum William McGirt won the Memorial Tournament in June 2016 for his first PGA Tour win, while Western Carolina's J.T. Poston, a two-time SoCon medalist and now a PGA TOUR member, made his major debut at the U.S. Open in June 2017 and won his first professional tournament in 2019, claiming the Wyndham Championship.

Furman golfer Dottie Pepper was named the Southern Conference Women's Athlete of the Decade in the 1980s and was honored as part of the league's 25th anniversary of women's championships celebration in 2007-08. The Paladins' Brandi Jackson won the NCAA Women's Golf East Regional in the spring of 2003, and most recently, Furman's Natalie Srinivasan was named the WPGA PING National Player of the Year and won the ANNKA Award and the inaugural Juli Inkster Senior Award in 2020.



Appalachian State's Mary Jayne Harelson was the NCAA champion in the 1,500 meters in 1999 and 2001. She was inducted into the SoCon Hall of Fame in 2010.



The SoCon's eight FCS national titles, including the 1999 and 2000 championships Georgia Southern won under the leadership of former coach Paul Johnson, are second-most in Division I history.

In track and field, Appalachian State's Mary Jayne Harrelson won NCAA outdoor titles in the 1,500-meter run in 1999 and 2001, while UNCG's Paul Chelimo posted runner-up finishes in the outdoor 5,000 meters in 2012 and 2013 and won a silver medal for the United States in the 5,000 meters at the Olympic Games in Rio in the summer of 2016. Samford's Karisa Nelson made history in March 2017, becoming the Bulldogs' first Division I national champion when she won the mile run at the NCAA indoor championships.

Coaches and administrators

The Southern Conference has also been a breeding ground for some of college athletics' most recognized coaches and administrators.

Legendary basketball coaches Adolph Rupp of Kentucky and Everett Case of NC State both worked the sidelines in the Southern Conference. Rupp guided the Wildcats to a 30-5 mark during the 1931 and 1932 seasons. Yet, for all his coaching accomplishments, Rupp never led Kentucky to a Southern Conference tournament championship. Case mentored the Wolfpack to six consecutive Southern Conference tournament championships from 1947 through 1952.

West Virginia's Fred Schaus, who was named the Southern Conference Coach of the Year four times from 1954-60 and led the Mountaineers to SoCon tournament titles in all six seasons, would go on to be the first head coach of the Los Angeles Lakers after the team relocated from Minneapolis.

Lefty Driesell coached Davidson to Southern Conference tournament championships in 1966, 1968 and 1969. Driesell also won the league's Coach of the Year award four straight times from 1963 through 1966. Former Georgia Tech coach Bobby Cremins earned league Coach of the Year honors three times in the late '70s and early '80s while at Appalachian State and again in 2010-11 as the head coach at the College of Charleston.

Terry Holland saw his basketball coaching career take off at Davidson when he returned to his alma mater in 1970. Holland was honored as the Southern Conference Coach of the Year for three consecutive seasons from 1970-72 and led the Wildcats to the conference tournament title and an appearance in the NCAA tournament in 1970. J. Dallas Shirley, a

member of the Basketball Hall of Fame, spent 21 years as the assistant to the commissioner and supervisor of officials in the Southern Conference. He also served as president of the International Association of Basketball Officials and the United States Olympic Basketball Committee.

The legendary Paul "Bear" Bryant got his coaching start in the Southern Conference as he guided the Maryland Terrapins in 1945. Another famous Southern Conference football coach is the late Frank Howard of Clemson, who guided the Tigers as a league member from 1940-52. The incomparable Howard won 69 Southern Conference games.

The Southern Conference has been represented on the sidelines at seven Super Bowls in the past two and a half decades. Bobby Ross, who piloted the San Diego Chargers to the 1996 Super Bowl, was the head coach at The Citadel from 1973-77. Former Buffalo Bills head coach Marv Levy, who coached the Bills in four Super Bowls, directed former league member William & Mary from 1964-68 and was succeeded there by Lou Holtz. The Carolina Panthers, then owned by Wofford alum Jerry Richardson and with former Wofford athletic director and SoCon commissioner Danny Morrison serving as team president, played in Super Bowl 50.

Significant dates in league history

- Feb. 25-26, 1921: Representatives of Alabama, Auburn, Clemson, Georgia, Georgia Tech, Kentucky, Maryland, Mississippi State, North Carolina, NC State, Tennessee, Virginia, Virginia Tech and Washington & Lee meet in Atlanta, Ga., to form the Southern Intercollegiate Conference.
- Dec. 7-8, 1922: At the league's annual meeting in Washington, D.C., the name of the organization is officially changed to the Southern Conference. S.V. Sanford of Georgia is selected as the conference's first president.
- Dec. 8-10, 1932: At the annual meeting in Knoxville, Tenn., Alabama, Auburn, Florida, Georgia, Georgia Tech, Kentucky, Louisiana State, Mississippi, Mississippi State, University of the South, Tennessee, Tulane and Vanderbilt withdraw to form the Southeastern Conference.
- Dec. 8, 1950: Wallace Wade, who just completed a 16-year term as Duke's head football coach, is named the first commissioner of the Southern Conference. The commissioner's office is opened in Durham, N.C., on Jan. 1, 1951.
- May 8, 1953: Seven members – Clemson, Duke, Maryland, North Carolina, NC State, South Carolina and Wake Forest – withdraw to form the Atlantic Coast Conference.
- Nov. 29, 1980: At the request of the NCAA Basketball Rules Committee, the Southern Conference begins a season-long experiment with a 22-foot 3-point field goal, thus becoming the first conference to employ that rule. Ronnie Carr of Western Carolina makes the first 3-point field goal in college basketball history in a game against Middle Tennessee State.
- Dec. 3-4, 1981: The NCAA, at its fourth special convention in St. Louis, Mo., restructures I-A football. As a result, the Southern Conference's eight Division I-A football playing members are reclassified to Division I-AA.
- June 6, 1983: At a special meeting of the Southern Conference in Myrtle Beach, S.C., the league formalizes women's varsity competition in basketball and volleyball beginning with the 1983-84 season. The executive committee also approves pilot women's championships in tennis and golf for 1983-84.
- Dec. 18-19, 1995: The conference announces that the College of Charleston, University of North Carolina at Greensboro and Wofford College have accepted invitations to join the league.
- July 1, 2003: Elon University officially joins the league. VMI departs to join the Big South.
- July 1, 2008: Samford University officially joins the league.
- July 1, 2014: East Tennessee State University, Mercer University and VMI join the league. Appalachian State, Davidson, Elon and Georgia Southern depart.

THE SOUTHERN CONFERENCE

Preparing student-athletes for life's challenges since 1921

Academics-Oriented

- The SoCon has consistently ranked in the NCAA's top 10 in the Academic Progress Rate (APR), the NCAA's best indicator of graduation rates.
- Nearly 50 percent of all SoCon student-athletes earn all-academic honors (3.0 GPA or better).

Community-Based

- Our student-athletes have a presence in the community and participate in many local charities, youth and educational initiatives.
- SAAC members have conducted a Keeping Tabs on Kids initiative to benefit the Ronald McDonald House, which serves families of children undergoing lengthy hospital treatments away from home.

Competitive Athletics

- SoCon teams are highly competitive regionally and nationally.
- In the past eight years, football, volleyball, baseball, men's soccer and men's golf have all earned at-large team selections to NCAA postseason tournaments in addition to the league's automatic berths.
- SoCon teams have won eight FCS football titles, second-most in NCAA history.

Diversity

- This is a conference that takes great pride in the diversity of its institutions.
- The SoCon consists of 10 members in six states, including four private institutions and six state institutions, two of which are military colleges.

Geographic Integrity

- The SoCon believes in the value of a geographic footprint that minimizes missed class time and maximizes fan travel to away contests.
- The league extends across six contiguous states but still has a footprint that permits bus trips from one end of the conference to the other.

History & Tradition

- The SoCon is the fifth-oldest Division I conference in America.
- Great coaches and athletes from different eras have competed in the Southern Conference, from Bear Bryant to Lou Holtz, from Sam Huff to Terrell Owens, from Jerry West to Stephen Curry.

Sportsmanship

- For more than 30 years, the SoCon has presented an annual award to the program that displays the finest level of sportsmanship in the conference as voted upon by its peers.

Student-Athlete Experience

- SoCon championships are conducted in a way to provide a memorable and positive experience for all participants.
- Scheduling decisions and tournament bracket formats determined by administrators and coaches consistently factor in the effect on the individual student-athlete and avoidance of missed class time.



SOCON HALL OF FAME

Southern Conference Hall of Fame Inductees

Class of 2009

Name	School	Sport(s)	Years
Megan Dunigan	Furman	Tennis	1999-02
Dick Groat	Duke	Basketball, Baseball	1949-52
Sam Huff	West Virginia	Football	1952-55
Charlie "Choo Choo" Justice	North Carolina	Football	1946-49
Melissa Morrison Howard	Appalachian State	Track & Field	1989-93
Arnold Palmer	Wake Forest	Golf	1948-50, 53-54
Adrian Peterson	Georgia Southern	Football	1998-01
Frank Selvy	Furman	Basketball	1951-54
Jerry West	West Virginia	Basketball	1956-60
Valorie Whiteside	Appalachian State	Basketball	1984-88

Class of 2010

Everett Case	North Carolina State	Basketball	1946-64
MaryJayne (Harrelson) Reeves	Appalachian State	Cross Country, Track & Field	1996-2001
Fred Hetzel	Davidson	Basketball	1962-65
"Hot" Rod Hundley	West Virginia	Basketball	1954-57
Banks McFadden	Clemson	Football, Basketball, Track	1937-40
Wallace Wade	Alabama, Duke, SoCon	Football, Administration	1923-60
*J. Dallas Shirley	SoCon	Officiating, Administration	1967-88

Class of 2011

Dexter Coakley	Appalachian State	Football	1993-96
Lefty Driesell	Davidson	Basketball	1960-69
Regina Kirk	Chattanooga	Basketball	1985-88
Robert Neyland	Tennessee	Football	1926-52
Vic Seixas	North Carolina	Tennis	1947-49
Shannon Wommack	Chattanooga	Cross Country, Track & Field	2001-06

Class of 2012

Angie Barker	East Tennessee State	Track & Field	1987-89
Percy Beard	Auburn	Track & Field	1926-29
*Jim Burch	SoCon	Officiating, Administration	1967-2011
Dick Modzelewski	Maryland	Football	1949-52
Paul Scarpa	Furman	Tennis	1967-2011

Class of 2014

Rushia Brown	Furman	Women's Basketball	1990-94
Eddie Cameron	Duke	Men's Basketball, Football	1929-45
Clint Dempsey	Furman	Men's Soccer	2001-03
Jerry Moore	Appalachian State	Football	1989-2012
Charlie Teague	Wake Forest	Baseball	1947-50

Class of 2016

Stephen Curry	Davidson	Men's Basketball	2006-09
Armanti Edwards	Appalachian State	Football	2006-09
Brad Faxon	Furman	Men's Golf	1979-83
Keith "Mister" Jennings	ETSU	Men's Basketball	1987-91
Karen Pelphrey	Marshall	Women's Basketball	1983-86

Class of 2018

Mike Ayers	ETSU/Wofford	Football	1985-2017
Ron Carter	VMI	Men's Basketball	1975-78
Susan Gardner Mayhorn	Western Carolina	Women's Track & Field/Cross Country	1989-93
Chal Port	The Citadel	Baseball	1965-91
*Les Robinson	The Citadel/ETSU	Men's Basketball/Administration	1974-90, 2000-08
Debbie Southern	Furman	Women's Tennis	1985-2015

Class of 2020

Lynne Agee	UNCG	Women's Basketball	1981-2011
Eric Breitenstein	Wofford	Football	2008-12
Terrell Owens	Chattanooga	Football/Men's Basketball/Men's Track & Field	1992-95
Rod Thorn	West Virginia	Men's Basketball/Baseball	1960-63
Wayne Tolleson	Western Carolina	Baseball/Football	1974-78

* - Special contributor

SOCON HALL OF FAME



The Inaugural Southern Conference Hall of Fame class at the induction ceremony, May 4, 2009: (from left to right) Sam Huff, Megan Dunigan, Valorie Whiteside, Melissa Morrison Howard, Frank Selvy, Barbara Crews (daughter of the late Charlie Justice), Dick Groat, Adrian Peterson and Jerry West. Not pictured: Arnold Palmer.



Wake Forest golf great Arnold Palmer (left) was a member of the inaugural class in 2009.



Davidson's Fred Hetzel (left) received his Hall of Fame plaque from SoCon Commissioner John Iamarino in Hilton Head Island, S.C., on June 1, 2010. Wimbledon and U.S. Open tennis champion Vic Seixas of North Carolina (right) was inducted in 2011.



Furman's Paul Scarpa; ETSU's Angie Barker; SoCon Commissioner John Iamarino, who accepted the honor on behalf of Maryland's Dick Modzelewski; special contributor Jim Burch; and Pat Beard, son of posthumous inductee Percy Beard of Auburn, at the 2012 induction ceremony.



Appalachian State's Jerry Moore (second from left) and Furman's Rushia Brown (far right) were among the five honored in the 2014 class. Duke's Eddie Cameron, whose family accepted the award on his behalf (center), and Wake Forest's Charlie Teague were honored posthumously. Furman's Clint Dempsey was unable to attend the ceremony.



SOUTHERN CONFERENCE STAFF

#SoConHoops



JIM SCHAUS COMMISSIONER

Jim Schaus began his tenure as the ninth commissioner in Southern Conference history on July 1, 2019.

In his first year in the role, Schaus spearheaded the creation of a new long-term strategic plan for the league and led the effort to partner with JMI Sports to serve as the SoCon's official marketing rights company.

Schaus also negotiated the SoCon's entry into the Southeastern Conference's officiating consortiums for both men's basketball and football, moves that

allow the member conferences to collaborate on all officiating matters related to recruitment, education and training, scheduling and evaluation of officials.

Also aimed at enhancing the league's men's basketball success, Schaus implemented a new right-size scheduling model designed to bolster the top teams' national profiles and put them in position for better seeding and potential at-large bids into the NCAA tournament.

In addition, Schaus shepherded the league through its response to the COVID-19 pandemic and ensuing sport season cancellations and cost-cutting measures.

Schaus came to the SoCon after an 11-year run as the director of athletics at Ohio University, where he led the Bobcats to unprecedented levels of success in athletics and academics.

Under Schaus' leadership, Ohio University's football program was bowl eligible in all 11 years, the most in the Mid-American Conference, and participated in 10 bowls in that time, including a 27-0 win over San Diego in the 2018 DXL Frisco Bowl for its second straight bowl win. The Bobcats' men's basketball team earned three NCAA tournament wins in the last decade, making a run to the Sweet Sixteen in 2012.

Ohio University's women's basketball team won three MAC East Division titles in his last five seasons, making an NCAA appearance and a pair of WNIT appearances, and became the first Bobcat basketball team, men or women, to reach 30 wins in a season with a 30-6 mark in 2018-19.

The Bobcats' volleyball team won seven MAC Championships and appeared in five NCAA Regionals during Schaus' tenure, while the baseball and softball teams earned two MAC titles apiece.

In the classroom, Ohio University boasted an impressive graduation rate of 88 percent, and the athletic department's federal graduation rate regularly exceeded that of the general student population. Bobcat student-athletes posted a cumulative grade point average of at least 3.1 in all 11 years of Schaus' tenure, while Ohio University posted a department-record APR score of 990 for 2017. Twelve of the department's 16 sports turned in perfect single-year APR scores of 1,000.

When Schaus came to Ohio University, he inherited a department with a \$2.3 million budget shortfall, but he delivered a balanced budget in each of his 11 years. The Bobcats set department revenue records in ticket sales, fundraising, corporate sponsorship licensing and concession sales under his leadership.



Prior to his tenure at Ohio University, Schaus served as the athletic director at Wichita State from 1999-2008, where he was named the Division I Central Region AstroTurf AD of the Year in 2007.

With more than 30 years of experience in athletics administration, Schaus has also had stops at Oregon, Cincinnati, Texas-El Paso and Northern Illinois. He also has experience in the NFL, having worked as an intern for the New England Patriots and as the director of marketing for the Washington Redskins, and served as a publicity assistant for the PGA Tour.

Schaus has a familial connection to the Southern Conference, as his father, former Los Angeles Lakers coach Fred Schaus, was the men's basketball coach at West Virginia from 1954-60, earning SoCon Coach of the Year honors four times in that six-year span and still ranking in the top 20 in career wins by a league coach.

Jim Schaus earned his bachelor's degree from Purdue in 1983 and a master's in athletics administration from West Virginia University, where he has been honored as a distinguished alumnus.

Schaus and his wife, Priscilla, have three grown children: Kevin, Diane and Laura.

SOUTHERN CONFERENCE COMMISSIONERS



Wallace Wade
1951-60



Lloyd Jordan
1960-73



Ken Germann
1974-86



Dave Hart Sr.
1986-91



Wright Waters
1991-98



Alfred White
1998-2001



Danny Morrison
2001-05



John Iamarino
2006-19

Schaus At-A-Glance

HOMETOWN:

West Lafayette, Ind.

EDUCATION:

B.A., Purdue, 1983

M.S., West Virginia, 1987

EXPERIENCE:

Publicity Assistant, LPGA, 1983

Director of Marketing, Washington Redskins, 1983-86

Radio-TV Marketing Assistant, West Virginia, 1986-87

Assistant AD, University of Oregon, 1987-91

Host Creative Communications, 1991-92

Associate AD, Northern Illinois University, 1992-94

Senior Associate AD, University of Cincinnati, 1994-97

Senior Associate AD, University of Texas at El Paso, 1998-99

Director of Athletics, Wichita State University, 1999-08

Director of Athletics, Ohio University, 2008-19

Commissioner, Southern Conference, 2019-present

SOUTHERN CONFERENCE STAFF



Geoff Cabe
Senior Associate
Commissioner



Sue Arakas
Associate
Commissioner




Doug King
Associate Commissioner
for Compliance




Jason Yaman
Associate
Commissioner



Phil Perry
Assistant Commissioner
for Media Relations



Stanley Broaden
Assistant Commissioner
for Championships



Paul Lollis
Assistant Commissioner
for Video Productions



Hannah Bradley
Assistant Director
of Media Relations



Neili Akridge
Executive Assistant
to the Commissioner



Nicholas Hunt
Championships
Assistant



Jasmine Washington
Media Relations
Assistant

SOUTHERN CONFERENCE STAFF DIRECTORY

702 N. Pine St.; Spartanburg, SC 29303
Administrative FAX 864-591-4282

Office phone 864-591-5100
Media relations FAX 864-591-3448

Position	Name	Email	Extension
Commissioner	Jim Schaus	jschaus@socon.org	206
Senior Associate Commissioner	Geoff Cabe	gcabe@socon.org	205
Associate Commissioner	Sue Arakas	sarakas@socon.org	204
Associate Commissioner for Compliance	Doug King	dking@socon.org	203
Associate Commissioner	Jason Yaman	jyaman@socon.org	209
Assistant Commissioner for Media Relations	Phil Perry	pperry@socon.org	201
Assistant Commissioner for Video Productions	Paul Lollis	plollis@socon.org	202
Assistant Commissioner for Championships	Stanley Broaden	sbroaden@socon.org	207
Assistant Director of Media Relations	Hannah Bradley	hbradley@socon.org	213
Executive Assistant to the Commissioner	Neili Akridge	nakridge@socon.org	200
Championships Assistant	Nicholas Hunt	nhunt@socon.org	214
Media Relations Assistant	Jasmine Washington	jwashington@socon.org	210



MEDIA RELATIONS



Southern Conference
702 N. Pine Street
Spartanburg, S.C. 29303
www.SoConSports.com

Press releases

The Southern Conference utilizes email and the league's website (www.SoConSports.com) to distribute information, press releases, notes and statistics. If you wish to be added to the distribution list, please contact a member of the media relations staff.

ESPN

In the fall of 2020, the Southern Conference reached a new six-year agreement with ESPN and ESPN+ through the 2025-26 academic year that features even more conference games across ESPN networks, as well as an increased presence across ESPN Digital platforms. As part of the new pact, there is an increase in SoCon men's basketball regular-season home telecasts that will air on an ESPN network each year, as well as an expanded men's basketball tournament broadcast schedule that will include both the semifinals and championship game over the six years. All other live digital events produced by the SoCon – including football and men's basketball – will stream on either ESPN+ or ESPN3. In all, an estimated 4,200 SoCon events will be available on ESPN Digital platforms throughout the six-year agreement.

SoCon Players of the Week

The Southern Conference selects players of the week throughout the season. The honorees will be announced on Tuesdays and will be available on the conference's website (www.SoConSports.com) or by contacting the conference office.

Postseason awards

Following the conclusion of the regular season, voting is conducted on the all-conference teams by both the league's coaches and members of the Southern Conference Sports Media Association (SCSMA). Both organizations select a first team, second team and third team, each of which includes five players. Both groups select a Player of the Year, Freshman of the Year, Coach of the Year and an all-freshman team, while the coaches also tab a Defensive Player of the Year.

Southern Conference Media Relations Staff



Phil Perry
Asst. Commissioner for Media Relations
Office: 864-591-5100
Cell: 864-525-5174
Fax: 864-591-3448
pperry@socon.org



Hannah Bradley
Assistant Director of Media Relations
Office: 864-591-5100
Cell: 803-221-8887
Fax: 864-591-3448
hbradley@socon.org

Responsibilities:

Administration, Academic Awards, Website, Football, Men's Basketball, Men's and Women's Indoor and Outdoor Track and Field, Men's Golf and Men's Lacrosse

Responsibilities:

Women's Soccer, Volleyball, Women's Basketball, Men's and Women's Tennis, Softball



Jasmine Washington
Media Relations Assistant
Office: 864-591-5100
Cell: 571-449-1677
Fax: 864-591-3448
jwashington@socon.org



Responsibilities:

Men's Soccer, Men's and Women's Cross Country, Rifle, Wrestling, Baseball, Women's Golf and Women's Lacrosse

Southern Conference on the Web

Visit the Southern Conference's official website at www.SoConSports.com. Information related to men's basketball and the conference's other 21 sports can be found on the site, including up-to-date statistics, standings, weekly releases and game recaps. Video streaming of select championships and regular-season contests is also available.

Southern Conference Sports Media Association (SCSMA)

The Southern Conference Sports Media Association (SCSMA) is an independent organization of conference sportswriters, sportscasters and media relations staff who further the institutions that comprise the Southern Conference. The organization annually selects and recognizes all-conference football, men's and women's basketball and baseball teams as well as coach of the year, player of the year and freshman of the year for each sport. The organization also works toward the best interests of its members to increase knowledge and prestige of the league.

SoCon Women's Basketball Media Relations Directory

School	Website	Media Relations	Email	Office Phone	Press Row Phone
ETSU	ETSUBucs.com	Mike Gallagher	buschm@mail.etsu.edu	423-439-8212	616-755-4840
Furman	FurmanPaladins.com	Hunter Reid	hunter.reid@furman.edu	864-294-2061	864-294-3620
Mercer	MercerBears.com	Stephen Waldman	waldman_sr@mercer.edu	478-301-5218	404-915-1385
UNCG	UNCGSpartans.com	Mark Pinkerton	mdpinker@uncg.edu	336-334-5615	336-334-3270
Samford	SamfordSports.com	Joey Mullins	jmmull1@samford.edu	205-726-2799	205-726-2377
Chattanooga	GoMocs.com	Anne Wehunt	anne-wehunt@utc.edu	423-425-4618	423-756-5476
Western Carolina	CatamountSports.com	Denise Gideon	dgideon@email.wcu.edu	828-227-2336	828-227-2129
Wofford	WoffordTerriers.com	Josh Manganello	manganellojd@wofford.edu	864-597-4098	864-597-4487
Southern Conference	SoConSports.com	Hannah Bradley	hbradley@socon.org	864-591-5100	n/a



WHO'S GOT NXT?

THE NEXT EVOLUTION OF THE GAME IS HERE.
THE NEW WILSON EVO NXT BASKETBALL.

 @WILSONBASKETBALL





2020-21 SCHEDULE

Table with columns: Date, Opponent, Time. Lists games from Nov 28 to March 4-7, including opponents like Longwood, Tennessee, Vanderbilt, Presbyterian, Davidson, Appalachian State, Newberry, Chattanooga, Mercer, Samford, Furman, Wofford, UNCG, Western Carolina, Chattanooga, and SoCon Championship.

* conference game; All times Eastern.

ETSU BUCS

Basic information

Location: Johnson City, Tenn.
Founded: 1911
Enrollment: 14,957
Nickname: Buccaneers
Colors: Navy Blue and Old Gold
President: Dr. Brian Noland
Athletics director: Scott Carter

Team information

2019-20 record: 9-21
SoCon record: 4-10 (T-6th)
Home: 5-10
Away: 4-10
Neutral: 0-1
Letterwinners returning/lost: 6/8
Starters returning/lost: 4/1
Arena: Brooks Gym (3,500)
Arena record (since 1979-80): 310-198 (.610)

Media relations

WBK contact: Mike Gallagher
Email: gallaghermp@etsu.edu
Office: 423-439-6512
Cell: 612-865-7052
Press row phone: 616-755-4840
Website: ETSUBucs.com



Mike Gallagher
Basketball SID

SoCon regular-season titles (1)
1995

SoCon Championship titles (0)

NCAA appearances (3)

2008, 2009, 2010

HEAD COACH BRITTNEY EZELL



Alma mater: Alabama, 1999
Hometown: Franklin, Tenn.
Career record (years): 221-229 (15)
School record (years): 101-116 (7)
SoCon record (years): 50-35 (6)
SoCon Championship record (appearances): 4-6 (6)
NCAA appearances: 0

Assistant coaches

Brittney Snowden: 1st season (ETSU, 2019)
Liberty Del Rosario: 1st season (Notre Dame College, 2002)

YEAR-BY-YEAR RECORD

Table with columns: Year, School, Record, Pct., SoCon, Pct. Lists records from 2005-06 to 2019-20, including cumulative records for Okaloosa-Walton, Montevallo, Belmont, and ETSU.

2020-21 BUCS ROSTER

Table with columns: No., Name, Pos., Ht., Class, Hometown/Last school. Lists 44 players including Carly Hooks, Imani Williams, Ashawntae Brown, Abby Carrington, Courtney Moore, Shynia Jackson, Kaia Upton, Kelly Post, Amaya Adams, Cierrah Perdue, Jasmine Sanders, Jakhylia Davis, Mykia Dowdell, and E'Lease Stafford.



Shynia Jackson
Junior • Forward

8.5 ppg, 5.4 rpg in 2019-20



E'Lease Stafford
 Junior • Guard
 10.8 ppg, 4.2 rpg in 2019-20

2019-20 RESULTS

(9-21 overall, 4-10 SoCon; T-6th)

Date	Opponent	Result	Score
Nov. 5	Tennessee	L	68-72
Nov. 8	at Liberty	W	63-62
Nov. 14	at High Point	L	62-80
Nov. 18	at North Carolina A&T	L	69-80
Nov. 21	Radford	L	43-67
Nov. 23	UNC Asheville	L	54-72
Nov. 25	at Appalachian State	W	67-61
Nov. 30	Davidson	L	60-75
Dec. 5	Wake Forest	W	67-60
Dec. 8	Cleveland State	L	54-62
Dec. 11	at Troy	L	61-79
Dec. 15	at Georgia Tech	L	48-87
Dec. 20	South Alabama	W	65-60
Dec. 31	Converse	W	73-35
Jan. 4	at Cornell	L	43-71
Jan. 9	* UNCG	L	47-63
Jan. 11	* at Western Carolina	W	62-57
Jan. 16	* Furman	L	62-81
Jan. 18	* Wofford	L	47-76
Jan. 23	* at Mercer	W	72-66
Jan. 25	* at Samford	L	34-68
Feb. 1	* Chattanooga	L(3OT)	82-91
Feb. 6	* Western Carolina	W	76-49
Feb. 8	* UNCG	L	45-65
Feb. 13	* at Wofford	L	62-86
Feb. 15	* at Furman	L	47-67
Feb. 20	* Samford	L	60-76
Feb. 22	* Mercer	W	56-54
Feb. 29	* at Chattanooga	L	65-69
March 7	vs. UNCG (SC)	L	47-57

* - Southern Conference game
 (SC) - Southern Conference Championship (Asheville, N.C.)

2019-20 STATISTICS

Overall statistics

Player	GP	GS	Min	Avg	FG	FGA	Pct	3FG	3FGA	Pct	FT	FTA	Pct	R-Off	R-Def	Reb	Avg	PF	FO	A	TO	Blk	Stl	Pts	Avg
Erica Haynes-Overton	4	4	144	36.0	29	66	.439	5	17	.294	28	38	.737	5	17	22	5.5	11	1	6	20	0	19	91	22.8
Micah Scheetz	30	30	1094	36.5	146	430	.340	33	121	.273	124	151	.821	32	69	101	3.4	40	0	61	53	2	31	449	15.0
E'Lease Stafford	30	29	861	28.7	116	282	.411	42	116	.362	50	71	.704	30	95	125	4.2	76	2	18	62	19	19	324	10.8
Shynia Jackson	30	30	601	20.0	95	215	.442	16	55	.291	48	62	.774	36	126	162	5.4	89	4	19	52	6	17	254	8.5
Kaia Upton	30	29	1069	35.6	69	221	.312	3	22	.136	62	84	.738	19	79	98	3.3	42	1	109	106	2	60	203	6.8
Tijuna Kimbro	28	3	557	19.9	62	150	.413	0	0	.000	27	59	.458	32	123	155	5.5	68	2	12	58	50	11	151	5.4
Amaya Adams	28	19	595	21.3	38	91	.418	3	8	.375	28	45	.622	22	45	67	2.4	45	1	24	38	4	25	107	3.8
Arielle Harvey	26	1	371	14.3	29	83	.349	10	34	.294	20	30	.667	12	25	37	1.4	41	1	3	25	14	7	88	3.4
Jada Craig	18	5	206	11.4	6	23	.261	3	7	.429	8	18	.444	2	14	16	0.9	30	0	20	19	1	12	23	1.3
Gabby Brown	30	0	374	12.5	13	77	.169	8	53	.151	4	8	.500	25	38	63	2.1	19	0	19	9	0	7	38	1.3
Cierrah Perdue	29	0	204	7.0	11	21	.524	0	0	.000	11	22	.500	16	27	43	1.5	25	0	2	9	2	7	33	1.1
TEAM.....																54	79	133	4.4	0	18	0	0	0	
Total.....	30				614	1659	.370	123	433	.284	410	588	.697	285	737	1022	34.1	486	12	293	469	100	215	1761	58.7
Opponents.....	30				778	1868	.416	170	565	.301	322	482	.668	401	821	1222	40.7	572	-	395	441	106	213	2048	68.3

Conference-only statistics

Player	GP	GS	Min	Avg	FG	FGA	Pct	3FG	3FGA	Pct	FT	FTA	Pct	R-Off	R-Def	Reb	Avg	PF	FO	A	TO	Blk	Stl	Pts	Avg
Micah Scheetz	14	14	538	38.4	67	211	.318	17	63	.270	43	54	.796	14	34	48	3.4	15	0	39	20	1	13	194	13.9
E'Lease Stafford	14	13	451	32.2	68	143	.476	26	61	.426	18	25	.720	13	47	60	4.3	32	1	8	26	9	7	180	12.9
Shynia Jackson	14	14	324	23.1	54	111	.486	9	28	.321	30	35	.857	22	71	93	6.6	38	2	12	24	2	7	147	10.5
Kaia Upton	14	14	516	36.9	40	115	.348	1	9	.111	30	37	.811	13	29	42	3.0	17	0	48	54	0	32	111	7.9
Tijuna Kimbro	13	2	228	17.5	26	69	.377	0	0	.000	8	22	.364	16	38	54	4.2	32	2	5	30	23	5	60	4.6
Arielle Harvey	11	1	135	12.3	14	35	.400	4	11	.364	9	10	.900	6	9	15	1.4	19	1	0	9	2	4	41	3.7
Amaya Adams	12	7	242	20.2	15	39	.385	2	7	.286	10	13	.769	8	18	26	2.2	16	0	10	15	1	11	42	3.5
Jada Craig	11	5	144	13.1	4	17	.235	2	4	.500	3	11	.273	2	11	13	1.2	20	0	14	13	0	8	13	1.2
Gabby Brown	14	0	197	14.1	5	40	.125	4	27	.148	2	6	.333	16	21	37	2.6	9	0	8	6	0	3	16	1.1
Cierrah Perdue	13	0	101	7.8	5	9	.556	0	0	.000	3	4	.750	6	18	24	1.8	12	0	1	6	2	3	13	1.0
TEAM.....																29	34	63	4.5	0	11	0	0	0	
Total.....	14				298	789	.378	65	210	.310	156	217	.719	145	330	475	33.9	210	6	145	214	40	93	817	58.4
Opponents.....	14				363	839	.433	78	242	.322	164	219	.749	162	368	530	37.9	224	4	182	185	49	95	968	69.1



FURMAN



2020-21 SCHEDULE

Date	Opponent	Time
Wed, Nov. 25	at Clemson	2 p.m.
Tues, Dec. 1	Presbyterian	7 p.m.
Thurs, Dec. 3	at Georgia Southern	6 p.m.
Sun, Dec. 6	at Georgia State	2 p.m.
Thurs, Dec. 10	Stetson	7 p.m.
Sun, Dec. 13	at Elon	1 p.m.
Wed, Dec. 16	Converse	7 p.m.
Sun, Dec. 20	at Georgia	2 p.m.
Sun, Jan 3	Newberry	2 p.m.
Sat, Jan. 9	* Wofford	TBA
Thurs, Jan. 14	* at UNCG	TBA
Sat, Jan. 16	* at Western Carolina	TBA
Thurs, Jan. 21	* ETSU	TBA
Sat, Jan. 23	* Chattanooga	TBA
Thurs, Jan. 28	* at Mercer	TBA
Sat, Jan. 30	* at Samford	TBA
Sat, Feb. 6	* at Wofford	TBA
Thurs, Feb. 11	* Western Carolina	TBA
Sat, Feb. 13	* UNCG	TBA
Thurs, Feb. 18	* at Chattanooga	TBA
Sat, Feb. 20	* at ETSU	TBA
Thurs, Feb. 25	* Samford	TBA
Sat, Feb. 27	* Mercer	TBA
March 4-7	SoCon Championship (Asheville, N.C.)	

* conference game; All times Eastern.

Basic information

Location: Greenville, S.C.
 Founded: 1826
 Enrollment: 2,600
 Nickname: Paladins
 Colors: Purple and White
 President: Dr. Elizabeth Davis
 Athletics director: Jason Donnelly

Team information

2019-20 record: 19-12
 SoCon record: 8-6 (T-4th)
 Home: 11-3
 Away: 6-8
 Neutral: 2-1
 Letterwinners returning/lost: 9/5
 Starters returning/lost: 2/3
 Arena: Timmons Arena (3,000)
 Arena record: 193-96 (.668)

FURMAN PALADINS

Media relations

WBK contact: Hunter Reid
 Email: hunter.reid@furman.edu
 Office: 864-294-2061
 Cell: 864-567-1663
 Press row phone: 864-294-3620
 Website: FurmanPaladins.com



Hunter Reid
Basketball SID

SoCon regular-season titles (4)

1990, 1992, 1993, 1997

SoCon Championship titles (2)

1995, 2000

NCAA appearances (2)

1995, 2000

HEAD COACH JACKIE CARSON



Alma mater: Furman, 2000
Hometown: Woodbridge, Va.
Career record (years): 163-150 (10)
School record (years): Same
SoCon record (years): 85-77 (10)
SoCon Championship record (appearances): 6-10 (10)
NCAA appearances: 0

Assistant coaches

Pierre Curtis 8th season (James Madison, 2010)
 Krista Beechy 5th season (Grove City, 2010)
 Essence Baucom 1st season (Elon, 2017)

YEAR-BY-YEAR RECORD

Year	School	Record	Pct.	SoCon	Pct.
2010-11	Furman	14-16	.467	10-10	.500
2011-12	Furman	15-16	.484	10-10	.500
2012-13	Furman	12-18	.400	8-12	.400
2013-14	Furman	18-13	.581	12-6	.667
2014-15	Furman	19-14	.576	7-7	.500
2015-16	Furman	15-16	.484	7-7	.500
2016-17	Furman	14-17	.452	7-7	.500
2017-18	Furman	18-14	.562	7-7	.500
2018-19	Furman	19-14	.576	9-5	.643
2019-20	Furman	19-12	.613	8-6	.571
Career (10)		163-150	.521	85-77	.525



Celena Taborn
Senior • Forward
8.7 ppg, 3.8 rpg in 2019-20

2020-21 PALADINS ROSTER

No.	Name	Pos.	Ht.	Class	Hometown/Last school
0	Maddie Griffon	G	5-5	So.	Copperas Cove, Texas/Copperas Grove
1	Evie Depetro	G	5-9	Fr.	Knoxville, Tenn./Carter
2	Jarya Outten	G	5-5	Sr.	Fort Myers, Fla./Fort Myers
4	Tate Walters	G	5-9	Fr.	Buford, Ga./Buford
5	Jaeyden Hill-Mims	F	5-7	Fr.	Greenville, S.C./Greenville
10	Kennedy Grier	G	5-4	Fr.	Charlotte, N.C./Charlotte Country Day
12	Tyah Hunter	G	6-0	Sr.	Hopewell, Va./Hopewell
13	Voula Koilia	G	5-8	Fr.	Athens, Greece/Moraitis
14	Grace van Rij	F	6-2	Jr.	Knoxville, Tenn./Bearden
15	Tierra Hodges	G/F	5-9	R-Sr.	Covington, Ga./Alcovy
23	Beatriz Mateo	G	5-4	Jr.	Madrid, Spain/SEK El Castillo
24	Greyson Boone	G	5-9	Jr.	Greenville, S.C./Wade Hampton
25	Aaliyah Irizarry-Perez	F	6-0	Fr.	Oviedo, Fla./The Maters Academy
30	Natalie Wilson	F	5-9	Jr.	Evans, Ga./Greenbrier
35	Sydney James	G/F	6-0	Fr.	Ocala, Fla./West Port
45	Cyan Dyke	G/F	5-11	Fr.	Los Angeles, Calif./Bishop Montgomery
55	Celena Taborn	F	6-3	Sr.	Sidney, Ohio/Sidney

PALADINS



Tierra Hodges
 Redshirt Senior • Guard/Forward
 11.9 ppg, 10.4 rpg in 2019-20

2019-20 RESULTS

(19-12 overall, 8-6 SoCon; T-4th)

Date	Opponent	Result	Score
Nov. 6	at Clemson	L	71-77
Nov. 10	Georgia Southern	W	78-63
Nov. 13	North Greenville	W	88-51
Nov. 18	Hampton	W	70-65
Nov. 22	at Vanderbilt	L	46-74
Nov. 24	at Middle Tennessee	L	62-78
Nov. 30	at Gardner-Webb	W	72-67
Dec. 5	Georgia State	W	62-55
Dec. 8	at Richmond	W	70-69
Dec. 15	at Georgia	L	48-77
Dec. 20	# at Florida Atlantic	W	69-63
Dec. 21	# vs. Saint Joseph's	W	63-48
Dec. 30	Elon	L(OT)	76-87
Jan. 2	Newberry	W	62-43
Jan. 9	* Mercer	W	62-49
Jan. 11	* Samford	W	77-69
Jan. 16	* at ETSU	W	81-62
Jan. 18	* at Chattanooga	L	52-60
Jan. 23	* UNCG	L	53-59
Jan. 25	* Western Carolina	W	69-53
Jan. 27	Bob Jones	W	88-24
Feb. 1	* at Wofford	L	62-66
Feb. 6	* at Samford	W	72-59
Feb. 8	* at Mercer	L	55-61
Feb. 13	* Chattanooga	L	63-69
Feb. 15	* ETSU	W	67-47
Feb. 20	* at Western Carolina	W	69-59
Feb. 22	* at UNCG	L	53-61
Feb. 29	* Wofford	W	62-56
March 5	vs. Wofford (SC)	W	68-54
March 6	vs. Samford (SC)	L	45-75

* - Southern Conference game
 # - FAU Holiday Classic (Boca Raton, Fla.)
 (SC) - Southern Conference Championship (Asheville, N.C.)

2019-20 STATISTICS

Overall statistics

Player	GP	GS	Min	Avg	FG	FGA	Pct	3FG	3FGA	Pct	FT	FTA	Pct	R-Off	R-Def	Reb	Avg	PF	FO	A	TO	Blk	Stl	Pts	Avg
Le'Zae Davidson	31	28	1073	34.6	137	410	.334	89	281	.317	77	92	.837	23	92	115	3.7	69	0	51	72	3	38	440	14.2
Tierra Hodges	31	31	966	31.2	147	293	.502	0	0	.000	75	100	.750	108	215	323	10.4	72	3	63	84	3	27	369	11.9
Taylor Petty	31	28	1051	33.9	71	211	.336	33	110	.300	98	121	.810	27	61	88	2.8	64	0	58	56	7	19	273	8.8
Celena Taborn	29	17	514	17.7	104	155	.671	0	0	.000	43	72	.597	55	56	111	3.8	83	4	18	43	31	7	251	8.7
Milica Manojlovic	31	31	983	31.7	77	240	.321	42	147	.286	26	44	.591	10	98	108	3.5	60	1	154	112	2	39	222	7.2
Lindsey Taylor	31	7	440	14.2	71	118	.602	0	0	.000	63	108	.583	42	44	86	2.8	82	1	6	57	5	8	205	6.6
Grace van Rij	25	10	238	9.5	26	50	.520	0	0	.000	13	23	.565	25	33	58	2.3	13	0	2	17	1	3	65	2.6
Greyson Boone	17	0	134	7.9	14	33	.424	10	23	.435	3	6	.500	3	8	11	0.6	7	0	10	7	0	6	41	2.4
Sutton West	31	0	312	10.1	27	48	.563	0	0	.000	10	14	.714	24	54	78	2.5	31	0	12	22	12	9	64	2.1
Maddie Griffon	12	0	51	4.3	7	17	.412	1	4	.250	4	8	.500	2	6	8	0.7	8	0	5	15	1	2	19	1.6
Tyah Hunter	23	0	119	5.2	15	33	.455	0	0	.000	5	7	.714	6	4	10	0.4	5	0	8	3	1	3	35	1.5
Jarya Outten	28	3	264	9.4	11	39	.282	0	4	.000	15	18	.833	1	26	27	1.0	17	0	33	26	0	8	37	1.3
Beatriz Mateo	6	0	31	5.2	3	8	.375	0	2	.000	0	0	.000	0	4	4	0.7	1	0	6	1	0	2	6	1.0
Natalie Wilson	9	0	42	4.7	3	8	.375	0	1	.000	2	4	.500	5	6	11	1.2	2	0	5	4	0	1	8	0.9
Skylar Boshears	2	0	7	3.5	0	0	.000	0	0	.000	0	0	.000	1	0	1	0.5	2	0	0	0	0	0	0	0.0
TEAM.....														65	68	133	4.3	0		15			0	0	
Total.....	31				713	1663	.429	175	572	.306	434	617	.703	397	775	1172	37.8	516	9	431	534	66	172	2035	65.6
Opponents.....	31				715	1802	.397	161	543	.297	309	458	.675	380	643	1023	33.0	570	-	384	450	113	217	1900	61.3

Conference-only statistics

Player	GP	GS	Min	Avg	FG	FGA	Pct	3FG	3FGA	Pct	FT	FTA	Pct	R-Off	R-Def	Reb	Avg	PF	FO	A	TO	Blk	Stl	Pts	Avg
Le'Zae Davidson	14	11	497	35.5	61	180	.339	38	121	.314	43	55	.782	10	37	47	3.4	37	0	19	24	3	15	203	14.5
Tierra Hodges	14	14	467	33.4	66	141	.468	0	0	.000	32	46	.696	49	119	168	12.0	30	1	26	31	2	9	164	11.7
Taylor Petty	14	11	504	36.0	31	101	.307	14	53	.264	45	56	.804	14	30	44	3.1	31	0	19	18	3	7	121	8.6
Milica Manojlovic	14	14	478	34.1	42	130	.323	20	72	.278	10	15	.667	9	45	54	3.9	29	1	76	50	1	16	114	8.1
Celena Taborn	14	5	222	15.9	41	62	.661	0	0	.000	18	29	.621	21	21	42	3.0	36	2	7	15	15	2	100	7.1
Lindsey Taylor	14	3	191	13.6	29	44	.659	0	0	.000	36	51	.706	24	18	42	3.0	32	0	2	28	2	3	94	6.7
Grace van Rij	10	9	140	14.0	17	30	.567	0	0	.000	6	9	.667	13	22	35	3.5	9	0	2	11	0	3	40	4.0
Sutton West	14	0	114	8.1	12	19	.632	0	0	.000	4	4	1.000	6	19	25	1.8	13	0	7	9	3	4	28	2.0
Greyson Boone	8	0	44	5.5	4	11	.364	2	8	.250	1	2	.500	1	2	3	0.4	3	0	3	3	0	0	11	1.4
Jarya Outten	12	3	115	9.6	4	16	.250	0	1	.000	8	8	1.000	1	9	10	0.8	6	0	16	8	0	3	16	1.3
Maddie Griffon	2	0	5	2.5	1	1	1.000	0	0	.000	0	0	.000	0	1	1	0.5	0	0	0	0	0	0	2	1.0
Tyah Hunter	6	0	16	2.7	2	6	.333	0	0	.000	0	0	.000	1	1	2	0.3	1	0	2	1	1	0	4	0.7
Beatriz Mateo	1	0	1	1.0	0	0	.000	0	0	.000	0	0	.000	0	0	0	0.0	0	0	0	0	0	0	0	0.0
Natalie Wilson	2	0	6	3.0	0	3	.000	0	0	.000	0	0	.000	1	1	2	1.0	0	0	0	1	0	0	0	0.0
Team.....														33	23	56	4.0	0		8			0	0	
Total.....	14				310	744	.417	74	255	.290	203	275	.738	183	348	531	37.9	227	4	179	207	30	62	897	64.1
Opponents.....	14				310	785	.395	67	223	.300	143	204	.701	150	278	428	30.6	247	-	178	162	52	84	830	59.3



MERCER



2020-21 SCHEDULE

Date	Opponent	Time
Wed, Nov. 25	Georgia	6 p.m.
Sat, Nov. 28	Tennessee State	2 p.m.
Wed, Dec. 2	at Clemson	12 p.m.
Thurs, Dec. 10	at Presbyterian	6 p.m.
Sun, Dec. 13	Alabama	2 p.m.
Tues, Dec. 15	South Carolina State	7 p.m.
Fri, Dec. 18	at Western Kentucky	8 p.m.
Mon, Dec. 21	at Tennessee Tech	3 p.m.
Tues, Dec. 29	at UNC Wilmington	2 p.m.
Thurs, Jan. 7	* UNCG	TBA
Sat, Jan. 9	* Western Carolina	TBA
Thurs, Jan. 14	* at ETSU	TBA
Sat, Jan. 16	* at Chattanooga	TBA
Sat, Jan. 23	* Samford	TBA
Thurs, Jan. 28	* Furman	TBA
Sat, Jan. 30	* Wofford	TBA
Thurs, Feb. 4	* at Western Carolina	TBA
Sat, Feb. 6	* at UNCG	TBA
Thurs, Feb. 11	* Chattanooga	TBA
Sat, Feb. 13	* ETSU	TBA
Sat, Feb. 20	* at Samford	TBA
Thurs, Feb. 25	* at Wofford	TBA
Sat, Feb. 27	* at Furman	TBA
March 4-7	SoCon Championship (Asheville, N.C.)	

* conference game ; All times Eastern.

Basic information

Location: Macon, Ga.
 Founded:1833
 Enrollment:8,600
 Nickname:Bears
 Colors:..... Orange and Black
 President:.....Dr. William D. Underwood
 Athletics director:.....Jim Cole

Team information

2019-20 record:.....8-23
 SoCon record: 4-10 (T-6th)
 Home:6-8
 Away:1-14
 Neutral:.....1-1
 Letterwinners returning/lost:.....8/2
 Starters returning/lost:.....4/1
 Arena:Hawkins Arena (3,500)
 Arena record:129-92 (.584)

MERCER BEARS

Media relations

WBK contact:..... Stephen Waldman
 Email:.....waldman_sr@mercer.edu
 Office:..... 478-301-5209
 Cell:..... 478-444-5314
 Press row phone: 404-915-1385
 Website: MercerBears.com



Stephen Waldman
Basketball SID

SoCon regular-season titles (4)

2016, 2017, 2018, 2019

SoCon Championship titles (2)

2018, 2019

NCAA appearances (2)

2018, 2019



HEAD COACH SUSIE GARDNER

Alma mater: Georgia, 1986
 Hometown:.....Mt. Juliet, Tenn.
 Career record (years):..... 353-288 (21)
 School record (years): 177-141 (10)
 SoCon record (years):.....65-19 (6)
 SoCon Championship record (appearances):..... 12-4 (6)
 NCAA appearances: 5

Assistant coaches

Kaitlyn Cresencia 3rd season (Connecticut College, 2015)
 Sydni Means 3rd season (Mercer University, 2017)
 Ben Wierzba 6th season (SIU Edwardsville, 1999)

YEAR-BY-YEAR RECORD

Year	School	Record	Pct.	SoCon	Pct.
1996-97	Austin Peay	17-11	.607	-	-
1997-98	Austin Peay	11-16	.407	-	-
1998-99	Austin Peay	6-21	.222	-	-
1999-00	Austin Peay	15-15	.500	-	-
2000-01	Austin Peay	17-14	.548	-	-
2001-02	Austin Peay	19-12	.613	-	-
2002-03	Austin Peay	27-4	.871	-	-
2003-04	Arkansas	16-12	.571	-	-
2004-05	Arkansas	17-14	.548	-	-
2005-06	Arkansas	13-15	.464	-	-
2006-07	Arkansas	18-13	.581	-	-
2010-11	Mercer	2-27	.069	-	-
2011-12	Mercer	6-23	.209	-	-
2012-13	Mercer	20-12	.625	-	-
2013-14	Mercer	17-14	.548	-	-
2014-15	Mercer	20-15	.571	9-5	.643
2015-16	Mercer	24-9	.727	12-2	.857
2016-17	Mercer	25-7	.781	12-2	.857

Year	School	Record	Pct.	SoCon	Pct.
2017-18	Mercer	30-3	.909	14-0	.1000
2018-19	Mercer	25-8	.758	14-0	.1000
2019-20	Mercer	8-23	.258	4-10	.286
Austin Peay (7)		112-93	.546		
Arkansas (4)		64-54	.542		
Mercer (10)		177-141	.557	65-19	.774
Career (21)		353-288	.551	65-19	.774

2020-21 BEARS ROSTER

No.	Name	Pos.	Ht.	Class	Hometown/Last school
0	Jill Harris	G	5-9	So.	Navarre, Fla./Crestview
1	Amoria Neal-Tysor	G	5-6	Jr.	Sanford, N.C./Lee Senior
2	Sydneey Boykin	G	5-8	Fr.	Clarksville, Tenn./Clarksville Academy
4	Cierra Scott	G/F	5-9	Jr.	Louisville, Ky./Sacred Heart Academy
5	Emily Stradling	G	5-10	Jr.	Wales, UK/St. David's Catholic
11	Kiana Barkhoff	F	6-3	R-Jr.	Kitzingen, Germany/Arizona
13	Jada Lewis	G	5-7	R-Sr.	Powder Springs, Ga./Georgia State
20	Sierra Votaw	F	6-2	R-Jr.	Harrells, N.C./Eastern Florida State
21	Shannon Titus	G/F	5-11	Sr.	Johns Creek, Ga./Northview
22	Eliza Snyder	G	5-10	Fr.	Alpharetta, Ga./Lakeview Academy
32	Jaron Dougherty	F	6-0	Jr.	Buford, Ga./Collins Hill
34	Naomi Van Nes	C	6-6	R-Sr.	Dorchester, England/Hamden Hall Country Day School (Conn.)
44	Allie Thyne	F	6-2	Jr.	Pocatello, Idaho/Highland



Jaron Dougherty
 Junior • Forward
 15.8 ppg, 7.3 rpg in 2019-20



Shannon Titus
Senior • Guard/Forward
14.4 ppg, 7.3 rpg in 2019-20

2019-20 RESULTS

(8-23 overall, 4-10 SoCon; T-6th)

Date	Opponent	Result	Score
Nov. 5	Lagrange	W	74-47
Nov. 8	Western Kentucky	L	62-75
Nov. 13	at Kennesaw State	L	64-92
Nov. 17	at Alabama	L	56-111
Nov. 21	at Georgia	L	60-76
Nov. 24	Eastern Kentucky	L(OT)	60-61
Nov. 29	at Appalachian State	L	68-77
Dec. 1	at South Carolina State	W	66-55
Dec. 7	Georgia Southern	W	62-52
Dec. 15	Clemson	L	61-65
Dec. 17	at Florida	L	50-71
Dec. 20	Gardner-Webb	L	62-65
Dec. 29	Jacksonville	L(OT)	83-87
Jan. 2	at Yale	L	60-68
Jan. 4	at Columbia	L	48-77
Jan. 9	* at Furman	L	49-62
Jan. 11	* at Wofford	L	49-77
Jan. 18	* at Samford	L	64-72
Jan. 23	* ETSU	L	66-72
Jan. 25	* Chattanooga	W	55-48
Jan. 30	* at UNCG	L	51-67
Feb. 1	* at Western Carolina	L	40-51
Feb. 6	* Wofford	W	54-53
Feb. 8	* Furman	W	61-55
Feb. 15	* Samford	L	54-60
Feb. 20	* at Chattanooga	L	52-58
Feb. 22	* at ETSU	L	54-56
Feb. 27	* Western Carolina	W	60-54
Feb. 29	* UNCG	L	50-60
March 5	vs. Chattanooga (SC)	W	63-55
March 6	vs. UNCG (SC)	L(OT)	73-75

* - Southern Conference game,
(SC) - Southern Conference Championship (Asheville, N.C.)

2019-20 STATISTICS

Overall statistics

Player	GP	GS	Min	Avg	FG	FGA	Pct	3FG	3FGA	Pct	FT	FTA	Pct	R-Off	R-Def	Reb	Avg	PF	FO	A	TO	Blk	Stl	Pts	Avg
Jaron Dougherty	31	31	1063	34.3	218	525	.415	7	24	.292	47	69	.681	61	165	226	7.3	66	1	50	67	47	47	490	15.8
Shannon Titus	31	31	1045	33.7	172	466	.369	4	21	.190	97	152	.638	74	153	227	7.3	85	5	63	68	60	83	445	14.4
Amoria Neal-Tysor	31	28	954	30.8	139	386	.360	38	132	.288	35	56	.625	28	55	83	2.7	61	1	60	57	2	30	351	11.3
Jordan McLaughlin	9	9	270	30.0	25	67	.373	2	13	.154	17	30	.567	2	26	28	3.1	26	1	29	35	1	16	69	7.7
Tia Benvenuti	19	5	498	26.2	46	130	.354	16	62	.258	5	9	.556	9	33	42	2.2	47	2	58	41	0	11	113	5.9
Summer Pahl	23	17	511	22.2	47	86	.547	0	0	.000	32	44	.727	44	80	124	5.4	79	7	15	25	4	34	126	5.5
Jill Harris	31	28	993	32.0	35	115	.304	5	38	.132	26	38	.684	25	72	97	3.1	70	1	124	57	6	22	101	3.3
PJ Wintermyer	15	1	177	11.8	13	68	.191	7	35	.200	3	7	.429	7	22	29	1.9	10	0	1	9	6	4	36	2.4
Sierra Votaw	31	4	382	12.3	27	80	.338	0	2	.000	12	18	.667	19	52	71	2.3	59	1	12	13	25	4	66	2.1
Cierra Scott	17	0	125	7.4	6	13	.462	0	0	.000	4	6	.667	5	7	12	0.7	11	0	6	7	0	3	16	0.9
Emily Stradling	25	0	146	5.8	7	19	.368	2	8	.250	0	0	.000	6	11	17	0.7	10	0	11	17	0	3	16	0.6
Kiana Barkhoff	16	1	111	6.9	0	5	.000	0	0	.000	2	4	.500	7	18	25	1.6	20	1	3	5	14	0	2	0.1
TEAM.....																43	43	86	2.8	0		18		0	
Total.....	31				735	1960	.375	81	335	.242	280	433	.647	330	737	1067	34.4	544	20	432	419	165	257	1831	59.1
Opponents.....	31				750	1843	.407	168	514	.327	386	538	.717	379	905	1284	41.4	435	-	382	533	53	178	2054	66.3

Conference-only statistics

Player	GP	GS	Min	Avg	FG	FGA	Pct	3FG	3FGA	Pct	FT	FTA	Pct	R-Off	R-Def	Reb	Avg	PF	FO	A	TO	Blk	Stl	Pts	Avg
Jaron Dougherty	14	14	506	36.1	100	255	.392	4	12	.333	13	24	.542	31	79	110	7.9	34	1	19	31	27	16	217	15.5
Shannon Titus	14	14	513	36.6	84	245	.343	4	15	.267	45	75	.600	28	77	105	7.5	36	2	32	27	34	43	217	15.5
Amoria Neal-Tysor	14	14	488	34.9	55	179	.307	11	51	.216	21	34	.618	13	29	42	3.0	23	1	33	24	1	13	142	10.1
Jordan McLaughlin	0	0	0	0.0	0	0	.000	0	0	.000	0	0	.000	0	0	0	0.0	0	0	0	0	0	0	0	0.0
Tia Benvenuti	4	1	112	28.0	9	31	.290	2	8	.250	1	1	1.000	2	11	13	3.3	5	0	16	5	0	0	21	5.3
Summer Pahl	11	8	255	23.2	25	47	.532	0	0	.000	18	23	.783	31	40	71	6.5	33	2	10	11	3	13	68	6.2
Jill Harris	14	14	512	36.6	19	52	.365	0	5	.000	10	17	.588	9	33	42	3.0	27	0	67	28	3	6	48	3.4
PJ Wintermyer	4	0	33	8.3	1	6	.167	0	2	.000	0	1	.000	2	5	7	1.8	2	0	0	1	0	0	2	0.5
Sierra Votaw	14	4	185	13.2	14	32	.438	0	1	.000	6	10	.600	13	28	41	2.9	29	1	4	7	13	3	34	2.4
Cierra Scott	7	0	46	6.6	1	3	.333	0	0	.000	0	0	.000	3	2	5	0.7	6	0	1	3	0	1	2	0.3
Emily Stradling	14	0	72	5.1	3	8	.375	0	3	.000	0	0	.000	3	2	5	0.4	6	0	2	8	0	1	6	0.4
Kiana Barkhoff	12	1	78	6.5	0	4	.000	0	0	.000	2	4	.500	5	14	19	1.6	12	0	2	5	11	0	2	0.2
TEAM.....																21	23	44	3.1	0		8		0	
Total.....	14				311	862	.361	21	97	.216	116	189	.614	161	343	504	36.0	213	7	186	158	92	96	759	54.2
Opponents.....	14				318	796	.399	68	218	.312	141	189	.746	150	413	563	40.2	192	2	180	210	24	76	845	60.4



2020-21 SCHEDULE

Date	Opponent	Time
Sat, Nov. 28	at North Carolina	1 p.m.
Tues, Dec. 1	Campbell	6 p.m.
Thurs, Dec. 3	Converse	6 p.m.
Mon, Dec. 7	North Carolina Wesleyan	6 p.m.
Fri, Dec. 11	at UNCW	2 p.m.
Mon, Dec. 14	North Carolina A&T	6 p.m.
Fri, Dec. 18	at Elon	7 p.m.
Thurs, Jan. 7	* at Mercer	TBA
Sat, Jan. 9	* at Samford	TBA
Thurs, Jan. 14	* Furman	TBA
Sat, Jan. 16	* Wofford	TBA
Sat, Jan. 23	* at Western Carolina	TBA
Thurs, Jan. 28	* at ETSU	TBA
Sat, Jan. 30	* at Chattanooga	TBA
Thurs, Feb. 4	* Samford	TBA
Sat, Feb. 6	* Mercer	TBA
Thurs, Feb. 11	* at Wofford	TBA
Sat, Feb. 13	* at Furman	TBA
Sat, Feb. 20	* Western Carolina	TBA
Thurs, Feb. 25	* Chattanooga	TBA
Sat, Feb. 27	* ETSU	TBA
March 4-7	SoCon Championship (Asheville, N.C.)	

* conference game; All times Eastern.

UNCG SPARTANS

Basic information

Location: Greensboro, N.C.
 Founded: 1891
 Enrollment: 20,196
 Nickname: Spartans
 Colors: Gold, White and Navy
 Chancellor: Franklin Gilliam Jr.
 Athletics director: Kim Record

Team information

2019-20 record: 23-9
 SoCon record: 10-4 (T-1st)
 Home: 13-2
 Away: 8-6
 Neutral: 2-1
 Letterwinners returning/lost: 10/5
 Starters returning/lost: 2/3
 Arena: Fleming Gymnasium (2,320)
 Arena record: 264-143 (.649)

Media relations

WBK contact: Mark Pinkerton
 Email: mdpink@uncg.edu
 Office: 336-334-4004
 Cell: 757-812-1926
 Press row phone: 336-334-3270
 Website: UNCGSpartans.com



Mark Pinkerton
Basketball SID

SoCon regular-season titles (3)

1999, 2002, 2020

SoCon Championship titles (1)

1998

NCAA appearances (1)

1998



HEAD COACH TRINA PATTERSON

Alma mater: Virginia, 1987
Hometown: Newport News, Va.
Career record (years): 250-361 (21)
School record (years): 67-61 (4)
SoCon record (years): 28-28 (4)
SoCon Championship record (appearances): 4-4 (4)
NCAA appearances: 0

Assistant coaches

Cetera DeGraffenreid3rd season (North Carolina, 2011)
 Ido Singer3rd season (Capella, 2014)
 Alex Miller1st season (North Carolina, 2009)

YEAR-BY-YEAR RECORD

Year	School	Record	Pct.	SoCon	Pct.	Year	School	Record	Pct.	SoCon	Pct.
1991-92	William & Mary	7-20	.259	-	-	2009-10	Albany	11-19	.367	-	-
1992-93	William & Mary	11-17	.393	-	-	2016-17	UNCG	20-15	.571	7-7	.500
1993-94	William & Mary	20-8	.714	-	-	2017-18	UNCG	13-18	.419	6-8	.429
1994-95	William & Mary	8-21	.276	-	-	2018-19	UNCG	11-19	.367	5-9	.357
1995-96	William & Mary	14-13	.519	-	-	2019-20	UNCG	23-9	.719	10-4	.714
1996-97	William & Mary	7-20	.259	-	-	William & Mary (8)	92-128	.418	-	-	-
1997-98	William & Mary	10-17	.370	-	-	Maryland Eastern Shore (1)	9-19	.321	-	-	-
1998-99	William & Mary	15-12	.556	-	-	Albany (8)	82-153	.349	-	-	-
1999-00	Md. Eastern Shore	9-19	.321	-	-	UNCG (4)	67-61	.523	28-28	.500	.500
2002-03	Albany	9-18	.333	-	-	Career (21)	250-361	.409	28-28	.500	.500
2003-04	Albany	13-16	.448	-	-						
2004-05	Albany	14-14	.500	-	-						
2005-06	Albany	7-21	.250	-	-						
2006-07	Albany	9-22	.290	-	-						
2007-08	Albany	13-18	.419	-	-						
2008-09	Albany	6-25	.194	-	-						

2020-21 SPARTANS ROSTER

No.	Name	Pos.	Ht.	Class	Hometown/Last school
0	Jayla Johnson	G	5-8	So.	Cocoa, Fla./Florida Prep Academy
1	Tori Powell	G	5-7	R-Sr.	Durham, N.C./LIU Brooklyn
5	Jordan Releford	G	5-5	R-Fr.	Decatur, Ga./Collin Hills
10	Rhianna Council	G	5-11	R-Sr.	Durham, N.C./St. Bonaventure
11	Excellanxt Greer	G	5-6	FSO	Charlotte, N.C./Zebulon B. Vance
12	Cece Crudup	G	5-8	Sr.	Richmond, Va./Highland Springs
14	Aja Boyd	C	6-2	R-Sr.	Petersburg, Va./LIU Brooklyn
15	Khalis Cain	F	6-3	Fr.	Durham, N.C./Mt. Zion Christian
20	Amber Redmond	G	5-8	So.	Asheville, N.C./Asheville
21	Chatori Tyler	G	5-9	Jr.	Summit, Ill./Moberly Area Community College
22	Lilian Izundu	C	6-3	R-Jr.	Onitsha, Anambra, Nigeria/Forest Trail Academy
24	Jaylynn Brown	G	5-8	Jr.	Jeffersonville, Ind./Lincoln Trail College
33	Pernilla Sorensen	G/F	6-0	Sr.	Taby, Sweden/Broward College
45	Jay'lin Hastings	F	6-1	Fr.	Deland, Fla./Deland



Cece Crudup
Senior • Guard

5.5 ppg, 2.1 rpg in 2019-20



Aja Boyd
Redshirt Senior • Center
11.2 ppg, 7.1 rpg in 2019-20

2019-20 RESULTS

(23-9 overall, 10-4 SoCon; T-1st)

Date	Opponent	Result	Score
Nov. 5	Richmond	L	62-70
Nov. 10	at Wake Forest	W	67-65
Nov. 13	at Coastal Carolina	L	54-63
Nov. 17	Maryland Eastern Shore	W	86-48
Nov. 21	at Liberty	W	58-53
Nov. 26	Ersikine	W	106-44
Nov. 29	at UNC Asheville	W	67-40
Dec. 3	at Campbell	L	64-72
Dec. 7	Georgia State	W	64-49
Dec. 12	at North Carolina A&T	L	48-57
Dec. 16	at College of Charleston	W	69-56
Dec. 21	High Point	W	82-70
Dec. 29	Appalachian State	W	54-47
Jan. 1	Lenoir-Rhyne	W	84-59
Jan. 4	Concord	W	80-45
Jan. 9	*ETSU	W	63-47
Jan. 11	*Chattanooga	W	49-41
Jan. 18	*Western Carolina	W	54-43
Jan. 23	*at Furman	W	59-53
Jan. 25	*at Wofford	L	61-66
Jan. 30	*Mercer	W	67-51
Feb. 1	*Samford	L	42-56
Feb. 6	*at Chattanooga	L	59-74
Feb. 8	*at ETSU	W	65-45
Feb. 15	*at Western Carolina	W	72-61
Feb. 20	*Wofford	W	49-45
Feb. 22	*Furman	W	61-53
Feb. 27	*at Samford	L	57-69
Feb. 29	*at Mercer	W	60-50
March 5	ETSU (SC)	W	57-47
March 6	Mercer (SC)	W(OT)	75-73
March 8	Samford (SC)	L	54-59

* - Southern Conference game;
(SC) - Southern Conference Championship (Asheville, N.C.)

2019-20 STATISTICS

Overall statistics

Player	GP	GS	Min	Avg	FG	FGA	Pct	3FG	3FGA	Pct	FT	FTA	Pct	R-Off	R-Def	Reb	Avg	PF	FO	A	TO	Blk	Stl	Pts	Avg
Nadine Soliman	32	32	1041	32.5	181	418	.433	54	163	.331	109	146	.747	29	191	220	6.9	71	1	64	99	9	30	525	16.4
Te'Ja Twitty	32	32	1063	33.2	155	344	.451	0	1	.000	82	99	.828	106	159	265	8.3	59	0	62	77	6	44	392	12.3
Aja Boyd	31	31	865	27.9	132	237	.557	0	1	.000	84	116	.724	72	148	220	7.1	69	0	26	50	40	15	348	11.2
Alexus Willey	32	3	769	24.0	73	179	.408	58	144	.403	28	33	.848	15	63	78	2.4	51	0	13	19	20	32	232	7.3
Cece Crudup	32	30	708	22.1	73	190	.384	9	39	.231	20	27	.741	16	51	67	2.1	35	0	44	48	0	23	175	5.5
Alexis Pitchford	32	17	721	22.5	49	133	.368	2	20	.100	19	22	.864	4	67	71	2.2	64	0	94	62	0	34	119	3.7
Tori Powell	31	15	545	17.6	37	109	.339	15	51	.294	18	23	.783	8	31	39	1.3	37	0	46	63	3	27	107	3.5
Pernilla Sorensen	24	0	187	7.8	19	53	.358	16	47	.340	4	5	.800	8	14	22	0.9	28	0	7	12	2	5	58	2.4
Amber Redmond	29	0	310	10.7	22	49	.449	2	5	.400	14	19	.737	17	13	30	1.0	21	0	15	17	3	6	60	2.1
Jayla Johnson	13	0	95	7.3	6	14	.429	0	0	.000	5	6	.833	4	3	7	0.5	4	0	4	5	0	4	17	1.3
Excellanxt Greer	14	0	94	6.7	3	21	.143	2	8	.250	3	4	.750	0	8	8	0.6	4	0	6	15	0	3	11	0.8
Rhianna Council	7	0	18	2.6	1	3	.333	0	1	.000	1	2	.500	1	5	6	0.9	4	0	0	0	0	1	3	0.4
Brandi Fier	5	0	9	1.8	1	3	.333	0	1	.000	0	0	.000	0	0	0	0.0	1	0	0	1	0	1	2	0.4
TEAM.....														60	66	126	3.9	0			23			0	
Total.....	32				752	1753	.429	158	481	.328	387	502	.771	340	819	1159	36.2	448	1	381	491	83	225	2049	64.0
Opponents.....	32				665	1808	.368	166	587	.283	275	426	.646	371	697	1068	33.4	516	-	314	501	82	218	1771	55.3

Conference-only statistics

Player	GP	GS	Min	Avg	FG	FGA	Pct	3FG	3FGA	Pct	FT	FTA	Pct	R-Off	R-Def	Reb	Avg	PF	FO	A	TO	Blk	Stl	Pts	Avg
Nadine Soliman	14	14	463	33.1	75	188	.399	16	66	.242	47	56	.839	15	65	80	5.7	29	0	24	46	4	16	213	15.2
Te'Ja Twitty	14	14	477	34.1	53	142	.373	0	0	.000	43	52	.827	49	77	126	9.0	24	0	20	38	4	18	149	10.6
Aja Boyd	13	13	348	26.8	45	85	.529	0	0	.000	34	46	.739	27	47	74	5.7	25	0	12	13	14	6	124	9.5
Alexus Willey	14	2	361	25.8	31	76	.408	26	64	.406	9	10	.900	5	29	34	2.4	21	0	8	7	12	13	97	6.9
Cece Crudup	14	13	325	23.2	37	90	.411	3	13	.231	7	10	.700	10	18	28	2.0	14	0	12	20	0	8	84	6.0
Alexis Pitchford	14	11	360	25.7	28	78	.359	2	11	.182	5	6	.833	4	39	43	3.1	34	0	38	22	0	22	63	4.5
Tori Powell	14	3	223	15.9	14	54	.259	8	27	.296	9	10	.900	2	12	14	1.0	12	0	18	19	2	10	45	3.2
Amber Redmond	14	0	165	11.8	11	27	.407	0	0	.000	5	6	.833	9	7	16	1.1	11	0	7	6	0	3	27	1.9
Pernilla Sorensen	9	0	62	6.9	4	16	.250	4	15	.267	2	2	1.000	3	6	9	1.0	8	0	3	4	2	1	14	1.6
Excellanxt Greer	4	0	12	3.0	1	6	.167	0	1	.000	0	0	.000	0	3	3	0.8	0	0	1	1	0	2	2	0.5
Brandi Fier	1	0	0	0.0	0	0	.000	0	0	.000	0	0	.000	0	0	0	0.0	0	0	0	0	0	0	0	0.0
Rhianna Council	1	0	1	1.0	0	0	.000	0	0	.000	0	0	.000	0	0	0	0.0	0	0	0	0	0	0	0	0.0
Jayla Johnson	2	0	3	1.5	0	0	.000	0	0	.000	0	0	.000	0	0	0	0.0	0	0	1	0	0	0	0	0.0
TEAM.....														24	29	0				12					
Total.....	14				299	762	.392	59	197	.299	161	198	.813	148	332	480	34.3	178	0	144	188	38	99	818	58.4
Opponents.....	14				285	774	.368	66	239	.276	118	168	.702	165	314	479	34.2	215	7	133	211	40	87	754	53.9



2020-21 SCHEDULE

Date	Opponent	Time
Wed, Nov. 25	at Alabama	1 p.m.
Sat, Nov. 28	at Auburn	1 p.m.
Thurs, Dec. 3	at Indiana	7:30 p.m.
Tues, Dec. 8	UT Martin	7 p.m.
Fri, Dec. 11	North Alabama	7 p.m.
Sun, Dec. 13	at Kentucky	TBA
Wed, Dec. 16	at Jacksonville State	TBA
Sat, Dec. 19	at Tennessee Tech	3 p.m.
Mon, Dec. 21	at Western Kentucky	TBA
Mon, Dec. 28	at Vanderbilt	TBA
Sat, Jan. 2	Talladega College	3 p.m.
Thurs, Jan. 7	* Western Carolina	7 p.m.
Sat, Jan. 9	* UNCG	7 p.m.
Thurs, Jan. 14	* at Chattanooga	TBA
Sat, Jan. 16	* at ETSU	TBA
Sat, Jan. 23	* at Mercer	TBA
Thurs, Jan. 28	* Wofford	7 p.m.
Sat, Jan. 30	* Furman	3 p.m.
Thurs, Feb. 4	* at UNCG	TBA
Sat, Feb. 6	* at Western Carolina	TBA
Thurs, Feb. 11	* ETSU	7 p.m.
Sat, Feb. 13	* Chattanooga	3 p.m.
Sat, Feb. 20	* Mercer	3 p.m.
Thurs, Feb. 25	* at Furman	TBA
Sat, Feb. 27	* at Wofford	TBA
March 4-7	SoCon Championship (Asheville, N.C.)	

* conference game; All times Eastern.

SAMFORD BULLDOGS

Basic information

Location: Birmingham, Ala.
 Founded: 1841
 Enrollment: 5,509
 Nickname: Bulldogs
 Colors: Red and Blue
 President: Dr. Andrew Westmoreland
 Athletics director: Martin Newton

Team information

2019-20 record: 18-14
 SoCon record: 10-4 (T-1st)
 Home: 6-5
 Away: 8-9
 Neutral: 4-0
 Letterwinners returning/lost: 7/8
 Starters returning/lost: 2/3
 Arena: Pete Hanna Center (5,000)
 Arena record: 117-48 (.709)

Media relations

WBK contact: Joey Mullins
 Email: jmmulli1@samford.edu
 Office: 205-726-2799
 Cell: 205-532-3477
 Press row phone: 205-726-2377
 Website: SamfordSports.com



Joey Mullins
Basketball SID

SoCon regular-season titles (1)

2020

SoCon Championship titles (3)

2011, 2012, 2020

NCAA appearances (2)

2011, 2012

HEAD COACH CARLEY KUHNS



Alma mater: Valdosta State, 2008
 Hometown: Lilburn, Georgia
 Career record (years): 84-43 (4)
 School record (years): 18-14
 SoCon record (years): 10-4 (1)
 SoCon Championship record (appearances): 3-0 (1)
 NCAA appearances: 0

*qualified for the 2020 NCAA tournament that was not contested.

Assistant coaches

Jon Bollier.....2nd season (Piedmont College, 2009)
 Sally Higgins.....5th season (West Texas A&M, 2014)
 Chandler Merckerson.....2nd season (North Florida, 2014)

YEAR-BY-YEAR RECORD

Year	School	Record	Pct.	SoCon	Pct.
2016-17	Valdosta State	22-10	.688	-	-
2017-18	Valdosta State	23-9	.719	-	-
2018-19	Valdosta State	21-10	.667	-	-
2019-20	Samford	18-14	.562	10-4	.714
Valdosta State (3)		66-29	.695	-	-
Samford (1)		18-14	.562	10-4	.714
Career (4)		84-43	.661	10-4	.714



Shauntai Battle
 Senior • Guard/Forward
 8.2 ppg, 3.6 rpg in 2019-20

2020-21 BULLDOGS ROSTER

No.	Name	Pos.	Ht.	Class	Hometown/Last school
3	Shauntai Battle	G/F	5-9	Sr.	Mobile, Ala./McGill-Toolen Catholic
4	Audra Leibold	G	5-8	R-So.	Seffner, Fla./Seffner Christian
11	Andrea Cournoyer	G	5-4	Jr.	Merryville, La./Louisiana-Lafayette
12	Mallory Hampton	G	5-4	Fr.	Evensville, Tenn./Rhea County
14	Annie Ramil	F	6-0	Jr.	Binghamton, N.Y./Binghamton
15	Jaden Langford	G	5-8	Fr.	Madison, Ala./Madison Academy
21	Katie Allen	G	5-11	R-Sr.	Albertville, Ala./Albertville
22	Raven Omar	G	5-3	Sr.	Pinson, Ala./Clay-Chalkville
23	Kathleen Wheeler	F	5-10	R-Fr.	Priceville, Ala./Priceville
25	Katie Jones	G	5-10	Fr.	Decatur, Ala./Decatur Heritage
32	Kiersten Nielson	F	6-1	Fr.	New Orleans, La./Ursuline
33	Makaila Woolard	F	6-0	Sr.	Dandridge, Tenn./Jefferson County
45	Natalie Armstrong	C	6-2	Sr.	Norcross, Ga./Wesleyan



Natalie Armstrong
Senior • Center
14.5 ppg, 5.7 rpg in 2019-20

2019-20 RESULTS

(18-14 overall, 10-4 SoCon; T-1st)

Date	Opponent	Result	Score
Nov. 5	Montevallo	W	81-60
Nov. 9	at Kennesaw State	L	55-60
Nov. 12	Troy	L	65-74
Nov. 16	at Florida	L	48-84
Nov. 17	at #12 Florida State	L	59-88
Nov. 21	at UT Martin	L(OT)	75-80
Nov. 24	Tennessee Tech	L	57-72
Nov. 27	at North Alabama	W	79-63
Dec. 1	at Alabama State	W	83-48
Dec. 3	at UAB	L	69-76
Dec. 8	at #15 Kentucky	L	49-79
Dec. 15	Western Kentucky	L	84-88
Dec. 20	at Murray State	W	84-56
Dec. 29	# Fordham	L	37-68
Dec. 30	# vs. Hofstra	W	65-45
Jan. 9	* at Wofford	W	74-58
Jan. 11	* at Furman	L	69-77
Jan. 18	* Mercer	W	72-64
Jan. 23	* Chattanooga	W	60-46
Jan. 25	* ETSU	W	68-34
Jan. 30	* at Western Carolina	W	62-50
Feb. 1	* at UNCG	W	56-42
Feb. 6	* Furman	L	59-72
Feb. 8	* Wofford	L	63-69
Feb. 15	* at Mercer	W	60-54
Feb. 20	* at ETSU	W	76-60
Feb. 22	* at Chattanooga	L	58-64
Feb. 27	* UNCG	W	69-57
Feb. 29	* Western Carolina	W	70-53
March 5	Western Carolina (SC)	W	77-62
March 6	Furman (SC)	W	75-45
March 7	UNCG (SC)	L	52-67

* - Southern Conference game
(SC) - Southern Conference Championship (Asheville, N.C.)

2019-20 STATISTICS

Overall statistics

Player	GP	GS	Min	Avg	FG	FGA	Pct	3FG	3FGA	Pct	FT	FTA	Pct	R-Off	R-Def	Reb	Avg	PF	FO	A	TO	Blk	Stl	Pts	Avg
Natalie Armstrong	32	32	765	23.9	188	375	.501	15	52	.288	74	106	.698	71	112	183	5.7	84	4	30	61	28	15	465	14.5
Sarah Myers	32	32	1101	34.4	164	404	.406	46	141	.326	60	84	.714	51	163	214	6.7	71	0	71	75	13	42	434	13.6
Charity Brown	32	31	1000	31.3	92	257	.358	36	101	.356	69	89	.775	32	134	166	5.2	57	0	182	100	2	40	289	9.0
Shauntai Battle	30	30	883	29.4	94	232	.405	30	87	.345	27	43	.628	42	66	108	3.6	51	2	37	44	7	22	245	8.2
Paige Serup	32	26	999	31.2	68	182	.374	48	142	.338	8	10	.800	16	45	61	1.9	65	0	52	28	2	34	192	6.0
Katie Allen	17	1	169	9.9	25	59	.424	16	39	.410	8	11	.727	13	23	36	2.1	9	0	5	12	3	11	74	4.4
Olivia Crozier	30	0	328	10.9	46	94	.489	0	5	.000	17	23	.739	24	41	65	2.2	34	0	4	18	4	8	109	3.6
Ta'Naisha Hill	28	0	296	10.6	31	95	.326	17	51	.333	18	25	.720	8	15	23	0.8	26	0	13	18	0	10	97	3.5
Raven Omar	29	2	394	13.6	30	66	.455	12	25	.480	22	34	.647	9	29	38	1.3	33	0	54	45	0	15	94	3.2
Samantha Fitzgerald	25	6	276	11.0	27	64	.422	9	23	.391	15	20	.750	17	36	53	2.1	31	0	11	20	5	13	78	3.1
Leslie Golden	1	0	1	1.0	0	0	.000	0	0	.000	2	2	1.000	0	0	0	0.0	1	0	0	0	0	0	2	2.0
Christen Carter	19	0	147	7.7	11	36	.306	0	1	.000	2	4	.500	6	24	30	1.6	22	0	2	6	1	0	24	1.3
Audra Leopold	9	0	38	4.2	4	11	.364	0	1	.000	0	1	.000	0	6	6	0.7	7	0	4	9	0	0	8	0.9
Makaila Woolard	9	0	31	3.4	1	5	.200	1	1	1.000	3	8	.375	1	5	6	0.7	9	1	0	2	0	2	6	0.7
TEAM.....														61	65	126	3.9	0			16			0	
Total.....	32				781	1880	.415	230	669	.344	325	460	.707	351	764	1115	34.8	500	7	465	454	65	212	2117	66.2
Opponents.....	32				722	1768	.408	204	608	.336	354	507	.698	331	790	1121	35.0	502	-	408	504	87	198	2002	62.6

Conference-only statistics

Player	GP	GS	Min	Avg	FG	FGA	Pct	3FG	3FGA	Pct	FT	FTA	Pct	R-Off	R-Def	Reb	Avg	PF	FO	A	TO	Blk	Stl	Pts	Avg
Natalie Armstrong	14	14	376	26.9	91	184	.495	10	27	.370	34	54	.630	36	46	82	5.9	44	3	14	26	17	8	226	16.1
Sarah Myers	14	14	504	36.0	73	188	.388	23	70	.329	30	36	.833	16	91	107	7.6	30	0	39	26	5	23	199	14.2
Shauntai Battle	14	14	470	33.6	51	120	.425	17	50	.340	14	20	.700	24	40	64	4.6	30	1	16	25	5	13	133	9.5
Charity Brown	14	14	443	31.6	38	111	.342	11	34	.324	34	40	.850	15	63	78	5.6	24	0	85	51	1	16	121	8.6
Paige Serup	14	14	495	35.4	34	90	.378	25	71	.352	5	6	.833	6	19	25	1.8	25	0	20	7	1	11	98	7.0
Ta'Naisha Hill	11	0	106	9.6	14	36	.389	8	20	.400	4	6	.667	4	3	7	0.6	6	0	3	2	0	0	40	3.6
Olivia Crozier	14	0	158	11.3	16	36	.444	0	1	.000	11	15	.733	13	18	31	2.2	15	0	1	8	2	2	43	3.1
Makaila Woolard	1	0	2	2.0	1	2	.500	1	1	1.000	0	0	.000	0	0	0	0.0	0	0	0	0	0	1	3	3.0
Raven Omar	14	0	176	12.6	13	23	.565	5	8	.625	10	17	.588	7	16	23	1.6	12	0	17	19	0	8	41	2.9
Leslie Golden	1	0	1	1.0	0	0	.000	0	0	.000	2	2	1.000	0	0	0	0.0	1	0	0	0	0	0	2	2.0
Katie Allen	3	0	13	4.3	1	3	.333	1	3	.333	0	0	.000	2	3	5	1.7	2	0	1	2	0	1	3	1.0
Samantha Fitzgerald	7	0	29	4.1	2	5	.400	1	1	1.000	0	0	.000	1	4	5	0.7	1	0	1	3	2	1	5	0.7
Christen Carter	4	0	26	6.5	1	7	.143	0	0	.000	0	0	.000	0	8	8	2.0	3	0	0	1	1	0	2	0.5
Audra Leopold	2	0	4	2.0	0	0	.000	0	0	.000	0	0	.000	0	1	1	0.5	0	0	0	0	0	0	0	0.0
TEAM.....														27	26	53	3.8	0			9			0	
Total.....	14				335	805	.416	102	286	.357	144	196	.735	151	338	489	34.9	193	4	197	179	34	84	916	65.4
Opponents.....	14				299	754	.397	71	230	.309	131	185	.708	128	342	470	33.6	209	-	166	205	39	73	800	57.1



CHATTANOOGA



2020-21 SCHEDULE

Date	Opponent	Time
Sun, Dec. 6	UAB	2 p.m.
Wed, Dec. 9	at Troy	1 p.m.
Sun, Dec. 13	Vanderbilt	2 p.m.
Tues, Dec. 15	at Austin Peay	2 p.m.
Fri, Dec. 18	Eastern Kentucky	7 p.m.
Sun, Dec. 20	# vs. Georgia Southern	TBA
Mon, Dec. 21	# at Georgia State	3 p.m.
Tues, Dec. 29	* at North Alabama	2 p.m.
Sat, Jan. 9	* ETSU	2 p.m.
Thurs, Jan. 14	* Samford	7 p.m.
Sat, Jan. 16	* Mercer	TBA
Thurs, Jan. 21	* at Wofford	TBA
Sat, Jan. 23	* at Furman	TBA
Thurs, Jan. 28	* Western Carolina	7 p.m.
Sat, Jan. 30	* UNCG	2 p.m.
Sat, Feb. 6	* at ETSU	TBA
Thurs, Feb. 11	* at Mercer	TBA
Sat, Feb. 13	* at Samford	TBA
Thurs, Feb. 18	* Furman	7 p.m.
Sat, Feb. 20	* Wofford	7 p.m.
Thurs, Feb. 25	* at UNCG	TBA
Sat, Feb. 27	* at Western Carolina	TBA
March 4-7	SoCon Championship (Asheville, N.C.)	

* - conference game; # - GSU Classic (Atlanta, Ga.); All times Eastern;

CHATTANOOGA MOCS

Basic information

Location: Chattanooga, Tenn.
 Founded: 1886
 Enrollment: 11,388
 Nickname: Mocs
 Colors: Navy, Old Gold and Silver
 Chancellor: Dr. Steve Angle
 Athletics director: Mark Wharton

Team information

2019-20 record: 11-18
 SoCon record: 10-4 (T-1st)
 Home: 6-7
 Away: 5-10
 Neutral: 0-1
 Letterwinners returning/lost: 10/2
 Starters returning/lost: 3/2
 Arena: McKenzie Arena (10,966)
 Arena record: 427-99 (.812)

Media relations

WBK contact: Anne Wehunt
 Email: anne-wehunt@utc.edu
 Office: 423-425-4618
 Cell: 423-933-5764
 Press row phone: 423-756-5476
 Website: GoMocs.com



Anne Wehunt
Basketball SID

SoCon regular-season titles (22)

1984, 1985, 1986, 1991, 1992, 2000, 2001, 2002, 2003, 2004, 2005, 2006, 2007, 2008, 2009, 2010, 2013, 2014, 2015, 2016, 2017, 2020

SoCon Championship titles (18)

1984, 1985, 1986, 1989, 1992, 2001, 2002, 2003, 2004, 2006, 2007, 2008, 2010, 2013, 2014, 2015, 2016, 2017

NCAA appearances (15)

1989, 1992, 2001, 2002, 2003, 2004, 2006, 2007, 2008, 2010, 2013, 2014, 2015, 2016, 2017



HEAD COACH KATIE BURROWS

Alma mater: Chattanooga, 2004
Hometown: Lookout Valley, Tenn.
Career record (years): 25-35 (2)
School record (years): Same
SoCon record (years): 18-10 (2)
SoCon Championship record (appearances): 1-2 (2)
NCAA appearances: 0

Assistant coaches

Debbie Black 3rd season (St. Josephs, 1984)
 Brittany Johnson 8th season (Ohio State, 2011)
 Jonathon Goldberg 4th season (Emerson, 2014)

YEAR-BY-YEAR RECORD

Year	School	Record	Pct.	SoCon	Pct.
2018-19	Chattanooga	14-17	.452	8-6	.571
2019-20	Chattanooga	11-18	.379	10-4	.714
Chattanooga (2)		25-35	.416	18-10	.643
Career		25-35	.416	18-10	.643



Bria Dial
Senior • Forward
10.4 ppg, 4.4 rpg in 2019-20

2020-21 MOCS ROSTER

No.	Name	Pos.	Ht.	Class	Hometown/Last school
1	Audrey Canter	G	5-9	So.	Chattanooga, Tenn./Silverdale Baptist Academy
2	Pare Pene	G	5-6	Jr.	Rotorua, New Zealand/Rotorua
3	Eboni Williams	F	6-0	Jr.	Hoover, Ala./Hoover
4	Anna Walker	F	6-1	Fr.	Cleveland, Tenn./Bradley Central
5	Sigrun Olafsdottir	G	5-9	Fr.	Hafnarfjordur, Iceland
10	Dena Jarrells	G	5-6	So.	Dunlow, W.Va./St. Joseph
11	Liz Wood	G	5-4	Sr.	Paris, Tenn./Henry County
12	Bria Dial	F	6-0	Sr.	Murfreesboro, Tenn./Brentwood Academy
14	Amaria Pugh	G	5-10	Jr.	Dyersburg, Tenn./Dyer County
22	Brooke Hampel	G	5-10	R-So.	Huntsville, Ala./Hazel Green
24	Morgan Hill	G	5-10	R-So.	Minneapolis, Minn./Minneapolis South
25	Abbey Cornelius	F	6-2	Jr.	Knoxville, Tenn./Hardin Valley Academy
32	Ruona Uwusiaba	F	6-3	Jr.	Delta State, Nigeria/Southwest Dekalb County
34	Kallie Searcy	C	6-3	Jr.	Brentwood, Tenn./Brentwood Academy



Eboni Williams
 Junior • Forward
 10.0 ppg, 8.0 rpg in 2019-20

2019-20 RESULTS

(11-18 overall, 10-4 SoCon; T-1st)

Date	Opponent	Result	Score
Nov. 6	at Belmont	L	50-63
Nov. 9	Hampton	L	55-84
Nov. 11	at Liberty	W	71-54
Nov. 14	Purdue	L	34-66
Nov. 19	at Cincinnati	L	53-72
Nov. 21	at #8 Louisville	L	37-86
Nov. 24	Austin Peay	L	49-50
Nov. 27	Northern Colorado	L	42-59
Dec. 1	at Eastern Kentucky	L	65-71
Dec. 11	at UT Martin	L	51-78
Dec. 15	at South Dakota State	L	56-71
Dec. 19	at NC State	L	38-74
Dec. 29	Ohio	L	58-70
Jan. 9	* at Western Carolina	W	59-52
Jan. 11	* at UNCG	L	41-49
Jan. 16	* Wofford	W	80-76
Jan. 18	* Furman	W	60-52
Jan. 23	* at Samford	L	46-60
Jan. 25	* at Mercer	L	48-55
Feb. 1	* at ETSU	W	91-82
Feb. 6	* UNCG	W	74-59
Feb. 8	* Western Carolina	L	53-61
Feb. 13	* at Furman	W	69-63
Feb. 15	* at Wofford	W	51-49
Feb. 20	* Mercer	W	58-52
Feb. 22	* Samford	W	64-58
Feb. 29	* ETSU	W	69-65
March 5	vs. Mercer (SC)	L	55-63

* - Southern Conference game
 (SC) - Southern Conference Championship (Asheville, N.C.)

2019-20 STATISTICS

Overall statistics

Player	GP	GS	Min	Avg	FG	FGA	Pct	3FG	3FGA	Pct	FT	FTA	Pct	R-Off	R-Def	Reb	Avg	PF	FO	A	TO	Blk	Stl	Pts	Avg
Lakelyn Bouldin	29	29	1070	36.9	109	309	.353	45	120	.375	89	106	.840	21	85	106	3.7	53	0	46	60	4	24	352	12.1
Bria Dial	29	29	1015	35.0	103	276	.373	48	164	.293	47	63	.746	28	99	127	4.4	66	1	35	65	23	33	301	10.4
Eboni Williams	28	27	795	28.4	105	299	.351	18	77	.234	53	83	.639	52	172	224	8.0	91	5	47	99	21	40	281	10.0
Abbey Cornelius	27	27	837	31.0	84	193	.435	11	41	.268	69	84	.821	37	140	177	6.6	75	1	30	60	29	19	248	9.2
Nakeia Burks	29	29	1016	35.0	80	193	.415	14	46	.304	31	46	.674	47	73	120	4.1	60	1	74	73	7	31	205	7.1
Dena Jarrells	29	1	464	16.0	34	111	.306	18	66	.273	20	23	.870	5	28	33	1.1	21	0	41	64	1	9	106	3.7
Ruona Uwusiaba	25	1	189	7.6	18	50	.360	0	0	.000	14	24	.583	16	46	62	2.5	24	0	2	21	11	1	50	2.0
Kallie Searcy	21	0	120	5.7	15	35	.429	0	0	.000	3	10	.300	6	12	18	0.9	23	1	1	10	3	1	33	1.6
Pare Pene	27	2	285	10.6	13	54	.241	9	37	.243	2	4	.500	6	10	16	0.6	14	0	8	16	2	4	37	1.4
Liz Wood	8	0	30	3.8	3	6	.500	2	4	.500	2	2	1.000	0	1	1	0.1	9	1	0	3	0	0	10	1.3
Morgan Hill	3	0	38	12.7	1	14	.071	1	9	.111	0	0	.000	0	1	1	0.3	1	0	2	4	0	0	3	1.0
Audrey Canter	6	0	16	2.7	1	1	1.000	0	0	.000	0	0	.000	0	3	3	0.5	0	0	0	0	0	0	2	0.3
TEAM.....														42	75	117	4.0	0			24			0	
Total.....	29				566	1541	.367	166	564	.294	330	445	.742	260	745	1005	34.7	437	10	286	499	101	162	1628	56.1
Opponents.....	29				715	1751	.408	171	528	.324	283	412	.687	343	757	1100	37.9	518	-	401	380	115	250	1884	65.0

Conference-only statistics

Player	GP	GS	Min	Avg	FG	FGA	Pct	3FG	3FGA	Pct	FT	FTA	Pct	R-Off	R-Def	Reb	Avg	PF	FO	A	TO	Blk	Stl	Pts	Avg
Lakelyn Bouldin	14	14	523	37.4	56	140	.400	18	50	.360	45	53	.849	9	38	47	3.4	28	0	22	29	2	11	175	12.5
Eboni Williams	13	12	392	30.2	50	136	.368	8	29	.276	28	44	.636	24	85	109	8.4	43	3	24	35	10	19	136	10.5
Abbey Cornelius	14	14	445	31.8	44	96	.458	6	19	.316	43	48	.896	13	88	101	7.2	36	0	20	43	22	6	137	9.8
Nakeia Burks	14	14	519	37.1	48	107	.449	8	28	.286	18	24	.750	20	50	70	5.0	31	0	40	40	5	17	122	8.7
Dena Jarrells	14	0	206	14.7	19	55	.345	10	30	.333	6	8	.750	3	13	16	1.1	8	0	18	21	0	7	54	3.9
Ruona Uwusiaba	11	0	59	5.4	9	14	.643	0	0	.000	4	8	.500	4	15	19	1.7	11	0	0	8	2	0	22	2.0
Kallie Searcy	12	0	51	4.3	7	12	.583	0	0	.000	2	4	.500	2	3	5	0.4	8	0	1	5	1	0	16	1.3
Pare Pene	13	2	153	11.8	4	24	.167	3	16	.188	0	0	.000	5	5	10	0.8	11	0	3	7	2	3	11	0.8
Liz Wood	2	0	3	1.5	0	0	.000	0	0	.000	0	0	.000	0	0	0	0.0	0	0	0	0	0	0	0	0.0
Audrey Canter	2	0	3	1.5	0	0	.000	0	0	.000	0	0	.000	0	1	1	0.5	0	0	0	0	0	0	0	0.0
TEAM.....														21	25	46	3.3	0			13			0	
Total.....	14				299	734	.407	83	255	.325	182	234	.778	117	379	496	35.4	200	3	145	232	58	80	863	61.6
Opponents.....	14				309	808	.382	76	232	.328	139	187	.743	134	330	464	33.1	252	-	180	189	50	105	833	59.5



WESTERN CAROLINA



2020-21 SCHEDULE

Date	Opponent	Time
Wed, Nov. 25	at UNC Asheville	1 p.m.
Sun, Nov 29	at Duke	2 p.m.
Sat, Dec. 5	Elon	2 p.m.
Sun, Dec. 13	at Charleston Southern	3 p.m.
Wed, Dec. 16	at Tennessee Tech	7 p.m.
Sun, Dec. 20	# at Georgia State	1 p.m.
Mon, Dec. 21	# vs. Georgia Southern	1 p.m.
Tues, Dec. 29	South Carolina State	2 p.m.
Thurs, Dec. 31	Piedmont	1 p.m.
Mon, Jan. 4	Southern Wesleyan	TBA
Thurs, Jan. 7	* at Samford	TBA
Sat, Jan. 9	* at Mercer	TBA
Thurs, Jan. 14	Wofford	TBA
Sat, Jan. 16	Furman	TBA
Sat, Jan. 23	UNCG	TBA
Thurs, Jan. 28	* at Chattanooga	TBA
Sat, Jan. 30	* at ETSU	TBA
Thurs, Feb. 4	Mercer	TBA
Sat, Feb. 6	Samford	TBA
Thurs, Feb. 11	* at Furman	TBA
Sat, Feb. 13	* at Wofford	TBA
Sat, Feb. 20	* at UNCG	TBA
Thurs, Feb. 25	ETSU	TBA
Sat, Feb. 27	Chattanooga	TBA
March 4-7	SoCon Championship (Asheville, N.C.)	

GSU Classic; * conference game; All times Eastern.

WESTERN CAROLINA CATAMOUNTS

Basic information

Location: Cullowhee, N.C.
 Founded: 1889
 Enrollment: 12,000
 Nickname: Catamounts
 Colors: Purple and Gold
 Chancellor: Kelli R. Brown
 Athletics director: Alex Gary

Team information

2019-20 record: 5-25
 SoCon record: 2-12 (8th)
 Home: 4-12
 Away: 1-12
 Neutral: 0-1
 Letterwinners returning/lost: 5/3
 Starters returning/lost: 4/1
 Arena: Ramsey Center (7,826)
 Arena record: 194-222 (.466)

Media relations

WBK contact: Denise Gideon
 Email: dgideon@email.wcu.edu
 Office: 828-227-2336
 Cell: 828-506-2249
 Press row phone: 828-227-2129
 Website: CatamountSports.com



Denise Gideon
Basketball SID

SoCon regular-season titles (1)

2007

SoCon Championship titles (2)

2005, 2009

NCAA appearances (2)

2005, 2009

HEAD COACH KILEY HILL



Alma mater: Arkansas Tech, 1995
Hometown: Hot Springs, Arkansas
Career record (years): 299-213 (18)
School record (years): 5-25 (1)
SoCon record (years): 2-12 (1)
SoCon Championship record (appearances): 0-1 (1)
NCAA appearances: 0

Assistant coaches

Megan Brown 2nd season (Southern Miss, 2019)
 Shyla Coleman 2nd season (Southern Wesleyan, 2015)
 Brooke Rhodes 1st season (Southern Miss, 2015)

YEAR-BY-YEAR RECORD

Year	School	Record	Pct.	SoCon	Pct.
1999-00	West Alabama	15-11	.577	-	-
2000-01	Valdosta State	15-12	.556	-	-
2001-02	Valdosta State	10-16	.385	-	-
2002-03	Valdosta State	15-12	.556	-	-
2003-04	Valdosta State	17-10	.630	-	-
2004-05	Valdosta State	24-7	.774	-	-
2005-06	Valdosta State	18-10	.643	-	-
2006-07	Valdosta State	24-7	.774	-	-
2007-08	Valdosta State	26-6	.812	-	-
2008-09	Valdosta State	21-9	.700	-	-
2009-10	Valdosta State	20-9	.690	-	-
2010-11	Valdosta State	14-13	.519	-	-
2011-12	Valdosta State	22-8	.733	-	-
2012-13	Valdosta State	16-11	.593	-	-
2013-14	Valdosta State	12-15	.444	-	-
2014-15	Valdosta State	14-15	.483	-	-
2015-16	Valdosta State	11-17	.393	-	-
2019-20	Western Carolina	5-25	.167	2-12	.143
West Alabama (1)		15-11	.577	-	-
Valdosta State (16)		279-177	.612	-	-
Western Carolina (1)		5-25	.167	2-12	.143
Career (18)		299-213	.584	2-12	.143

2020-21 CATAMOUNTS ROSTER

No.	Name	Pos.	Ht.	Class	Hometown/Last school
00	Alyssa Walker	G/F	5-11	So.	Maryville, Tenn./William Blount
2	Mykaylyn Davis	G	5-8	Fr.	Riverview, Fla./Seffner Christian Academy
3	Kyla Allison	G	6-0	R-Jr.	Orlando, Fla./Middle Tennessee
4	Lauren LaPlant	G	5-7	R-Sr.	Asheboro, N.C./Southwestern Randolph
5	Mia Littlejohn	G	5-6	So.	Shelby, N.C./Shelby
11	Sophia Singer	G	6-0	Fr.	Woodstock, Ga./Woodstock
12	Joi Reid	G	6-0	Fr.	Ellenwood, Ga./Forest Park
13	Zanoria Cruz	G/F	5-10	Fr.	Orlando, Fla./Lake Highland Preparatory
20	Andrea Martin Ruiz	G	5-6	So.	Granada, Spain/La Preseutacion de Nuestra Senora
22	Nadia Marshall	G/F	5-9	R-So.	Bainbridge, Ga./Gulf Coast State College
31	Audrey Meyers	G/F	6-0	Fr.	Columbia, S.C./Cardinal Newman
33	Tembre Moates	G/F	6-0	R-Sr.	Greenwood, S.C./Greenwood
34	Grace Yocum	F	6-4	Jr.	Frankfort, Ky./Vincennes University



Tembre Moates
Redshirt senior • Guard/Forward
8.2 ppg, 4.0 rpg in 2019-20



Lauren LaPlant
 Redshirt senior • Guard
 12.0 ppg, 1.8 rpg in 2019-20

2019-20 RESULTS

(5-25 overall, 2-12 SoCon; 8th)

Date	Opponent	Result	Score
Nov. 5	Virginia Wise	W	64-55
Nov. 7	at North Carolina	L	55-92
Nov. 9	at Elon	L	24-68
Nov. 12	at USC Upstate	L	62-70
Nov. 14	Campbell	L	40-61
Nov. 18	UNC Asheville	L	47-64
Nov. 20	at Davidson	L	51-101
Nov. 24	Coastal Carolina	L	79-71
Nov. 27	at Gardner-Webb	L	62-88
Dec. 4	Charleston Southern	W	69-64
Dec. 6	Cleveland State	L	61-68
Dec. 17	Tennessee Tech	L	58-62
Dec. 21	Winthrop	L	60-63
Dec. 30	at College of Charleston	L	62-73
Jan. 6	Southern Wesleyan	W	70-37
Jan. 9	* Chattanooga	L	52-59
Jan. 11	* ETSU	L	57-62
Jan. 18	* at UNCG	L	43-54
Jan. 23	* at Wofford	L	63-76
Jan. 25	* at Furman	L	53-69
Jan. 30	* Samford	L	50-62
Feb. 1	* Mercer	W	51-40
Feb. 6	* at ETSU	L	49-76
Feb. 8	* at Chattanooga	W	61-53
Feb. 15	* UNCG	L	61-72
Feb. 20	* Furman	L	59-69
Feb. 22	* Wofford	L	58-65
Feb. 27	* at Mercer	L	54-60
Feb. 29	* at Samford	L	53-70
March 5	Samford (SC)	L	62-77

* - Southern Conference game
 (SC) - Southern Conference Championship (Asheville, N.C.)

2019-20 STATISTICS

Overall statistics

Player	GP	GS	Min	Avg	FG	FGA	Pct	3FG	3FGA	Pct	FT	FTA	Pct	R-Off	R-Def	Reb	Avg	PF	FO	A	TO	Blk	Stl	Pts	Avg
Jewel Smalls	30	29	1064	35.5	139	399	.348	72	212	.340	29	37	.784	58	228	286	9.5	74	1	79	74	17	35	379	12.6
Lauren LaPlant	30	30	1036	34.5	130	328	.396	80	222	.360	21	28	.750	5	50	55	1.8	55	0	42	49	1	15	361	12.0
Tembre Moates	30	23	767	25.6	118	207	.570	0	1	.000	9	15	.600	48	71	119	4.0	102	7	16	62	18	8	245	8.2
Andrea Martin Ruiz	30	22	861	28.7	99	237	.418	9	47	.191	28	46	.609	13	73	86	2.9	69	0	109	127	2	45	235	7.8
Judith Martin Ruiz	27	24	753	27.9	51	187	.273	16	73	.219	25	36	.694	32	78	110	4.1	48	1	113	74	10	29	143	5.3
Alyssa Walker	28	20	767	27.4	46	112	.411	20	59	.339	12	16	.750	33	63	96	3.4	69	3	28	43	13	19	124	4.4
Diarra Smith	24	0	152	6.3	20	42	.476	11	29	.379	1	2	.500	4	19	23	1.0	12	0	6	7	0	7	52	2.2
Jada Miller	13	0	190	14.6	9	50	.180	4	26	.154	6	8	.750	4	10	14	1.1	14	0	11	16	0	4	28	2.2
Farasia Hodge	27	2	289	10.7	21	42	.500	0	0	.000	11	21	.524	9	41	50	1.9	42	1	0	18	0	3	53	2.0
Mia Littlejohn	18	0	121	6.7	12	25	.480	3	9	.333	7	11	.636	4	4	8	0.4	4	0	4	2	0	2	34	1.9
TEAM.....																65	87	152	5.1	0	45	0	0	0	
Total.....	30				645	1629	.396	215	678	.317	149	220	.677	275	724	999	33.3	489	13	408	517	61	167	1654	55.1
Opponents.....	30				716	1761	.407	210	611	.344	354	492	.720	372	724	1096	36.5	331	-	386	364	80	238	1996	66.5

Conference-only statistics

Player	GP	GS	Min	Avg	FG	FGA	Pct	3FG	3FGA	Pct	FT	FTA	Pct	R-Off	R-Def	Reb	Avg	PF	FO	A	TO	Blk	Stl	Pts	Avg
Lauren LaPlant	14	14	529	37.8	70	169	.414	38	108	.352	11	15	.733	2	29	31	2.2	21	0	21	22	1	10	189	13.5
Andrea Martin Ruiz	14	8	427	30.5	61	126	.484	3	15	.200	18	27	.667	4	39	43	3.1	32	0	62	59	1	22	143	10.2
Tembre Moates	14	14	437	31.2	64	127	.504	0	0	.000	6	10	.600	22	43	65	4.6	53	3	11	36	5	6	134	9.6
Jewel Smalls	14	13	488	34.9	49	149	.329	28	83	.337	6	8	.750	21	97	118	8.4	40	1	37	31	8	14	132	9.4
Judith Martin Ruiz	11	10	291	26.5	19	66	.288	5	23	.217	12	18	.667	16	27	43	3.9	20	1	46	25	6	9	55	5.0
Alyssa Walker	14	10	374	26.7	25	53	.472	10	27	.370	0	0	.000	13	33	46	3.3	37	2	13	20	3	7	60	4.3
Mia Littlejohn	7	0	58	8.3	8	12	.667	2	4	.500	2	2	1.000	3	2	5	0.7	1	0	2	1	0	0	20	2.9
Farasia Hodge	12	1	135	11.3	8	15	.533	0	0	.000	5	12	.417	4	16	20	1.7	23	1	0	5	0	0	21	1.8
Diarra Smith	12	0	61	5.1	4	15	.267	2	11	.182	0	0	.000	1	6	7	0.6	6	0	2	1	0	3	10	0.8
TEAM.....																59	4.2	0	0	20	0	0	0	0	
Total.....	14				308	732	.421	88	271	.325	60	92	.652	107	330	437	31.2	233	8	194	220	24	71	764	54.6
Opponents.....	14				308	781	.394	86	263	.327	185	244	.758	164	325	489	34.9	135	-	172	161	47	94	887	63.4



WOFFORD



2020-21 SCHEDULE

Date	Opponent	Time
Wed, Nov. 25	Winthrop	1:30 p.m.
Sun, Nov 29	at College of Charleston	1 p.m.
Wed, Dec. 2	at High Point	6 p.m.
Sun, Dec. 6	at UNC Asheville	2 p.m.
Sun, Dec. 13	at Xavier	2 p.m.
Sat, Dec. 19	at Kentucky	1 p.m.
Sat, Jan. 2	Erskine	2 p.m.
Sat, Jan. 9	* at Furman	TBA
Thurs, Jan. 14	* at Western Carolina	TBA
Sat., Jan. 16	* at UNCG	TBA
Thurs, Jan. 21	* Chattanooga	TBA
Sat, Jan. 23	* ETSU	TBA
Thurs, Jan. 28	* at Samford	TBA
Sat, Jan. 30	* at Mercer	TBA
Sat, Feb. 6	* Furman	TBA
Thurs, Feb. 11	* UNCG	TBA
Sat, Feb. 13	* Western Carolina	TBA
Thurs, Feb. 18	* at ETSU	TBA
Sat, Feb. 20	* at Chattanooga	TBA
Thurs, Feb. 25	* Mercer	TBA
Sat, Feb. 27	* Samford	TBA
March 4-7	SoCon Championship (Asheville, N.C.)	

* conference game ; All times Eastern.

WOFFORD TERRIERS

Basic information

Location: Spartanburg, S.C.
 Founded: 1854
 Enrollment: 1,650
 Nickname: Terriers
 Colors: Old Gold and Black
 President: Dr. Nayef H. Samhat
 Athletics director: Richard Johnson

Team information

2019-20 record: 15-15
 SoCon record: 8-6 (T-4th)
 Home: 11-5
 Away: 3-9
 Neutral: 1-1
 Letterwinners returning/lost: 9/5
 Starters returning/lost: 2/3
 Arena: ..Richardson Indoor Stadium (3,400)
 Arena record: 31-14 (.689)

Media relations

WBK contact: Josh Manganello
 Email: ..manganellojd@wofford.edu
 Office: 864-597-4098
 Cell: 716-425-8539
 Press row phone: 864-597-4487
 Website: WoffordTerriers.com



Josh Manganello
Basketball SID

SoCon regular-season titles (0)

SoCon Championship titles (0)

NCAA appearances (0)



HEAD COACH JIMMY GARRITY

Alma mater:Elon, 1989
Hometown:Cary, N.C.
Career record (years): 120-93 (7)
School record (years): 54-67 (4)
SoCon record (years): 21-35 (4)
SoCon Championship record (appearances): 1-4 (4)
NCAA appearances: 2 (0 in NCAA DI)

Assistant coaches

Mike Merrill 5th season (UNC Wilmington, 2007)
 Trent Bunn 4th season (North Carolina, 2001)
 Amanda Parris 4th season (Anderson, 2014)

YEAR-BY-YEAR RECORD

Year	School	Record	Pct.	SoCon	Pct.
2013-14	Anderson	16-14	.533	-	-
2014-15	Anderson	27-5	.844	-	-
2015-16	Anderson	23-7	.767	-	-
2016-17	Wofford	13-17	.433	3-11	.214
2017-18	Wofford	10-20	.333	3-11	.214
2018-19	Wofford	16-15	.516	7-7	.500
2019-20	Wofford	15-15	.500	8-6	.571
Anderson (3)		66-26	.717	-	-
Wofford (4)		54-67	.446	21-35	.375
Career (7)		120-93	.642	21-35	.375



Lilly Hatton

Sophomore • Forward
 7.4 ppg, 6.0 avg in 2019-20

2020-21 TERRIERS ROSTER

No.	Name	Pos.	Ht.	Class	Hometown/Last school
0	Ja'Rae Smith	G	5-6	Fr.	Piedmont, S.C./Woodmont
1	Annabelle Schultz	G	5-7	Fr.	Asheville, N.C./Erwin
2	Niyah Lutz	G	5-8	Jr.	Charlotte, N.C./Ardrey Kell
5	Helen Matthews	G	5-10	Fr.	Kaipoi, New Zealand/Kaipoi
11	MaryMartha Turner	F	6-1	Jr.	Atlanta, Ga./Greater Atlanta Christian
12	Jamari McDavid	F	5-10	Sr.	Springfield, Ohio/Kenton Ridge
14	Lilly Hatton	F	6-1	So.	Georgetown, Ind./North Harrison
20	Elena Pulanco	G	5-2	Jr.	Englewood, N.J./Academy of the Holy Angels
21	Alexis Tomlin	F	6-1	Jr.	Myrtle Beach, S.C./Carolina Forest
23	Lawren Cook	F	6-0	Jr.	Greenville, S.C./Christ Church Episcopal School
30	Jackie Carman	G	5-8	Jr.	Twinsburg, Ohio/Hathaway Brown
32	Alea Harris	G	5-9	Jr.	Cincinnati, Ohio/Summit Country Day
40	Abbey Crawford	F	6-1	Fr.	Blountville, Tenn./Sullivan Central



Jamari McDavid
Senior • Forward
9.4 ppg, 5.9 rpg in 2019-20

2019-20 RESULTS

(15-15 overall, 8-6 SoCon; T-4th)

Date	Opponent	Result	Score
Nov. 6	at Auburn	W	82-84
Nov. 10	at Wisconsin	L	65-78
Nov. 14	at Gardner-Webb	L	53-67
Nov. 17	Coastal Carolina	L	73-78
Nov. 20	Longwood	W	79-76
Nov. 23	vs. Winthrop	W	60-59
Nov. 26	Presbyterian	W	67-60
Dec. 1	Georgia Southern	L	57-70
Dec. 4	Appalachian State	L	51-54
Dec. 7	Bob Jones	W	89-38
Dec. 15	UNC Asheville	W	75-38
Dec. 17	Ersine	W	100-38
Dec. 20	at Northern Kentucky	L	72-80
Dec. 30	at Kansas	L	64-83
Jan. 2	Brevard	W	82-34
Jan. 9	* Samford	L	58-74
Jan. 11	* Mercer	W	77-49
Jan. 16	* at Chattanooga	L	76-80
Jan. 18	* at ETSU	W	76-47
Jan. 23	* Western Carolina	W	76-63
Jan. 25	* UNCG	W	66-61
Feb. 1	* Furman	W	66-62
Feb. 6	* at Mercer	L	53-54
Feb. 8	* at Samford	W	69-63
Feb. 13	* ETSU	W	86-62
Feb. 15	* Chattanooga	L	49-51
Feb. 20	* at UNCG	L	45-49
Feb. 22	* at Western Carolina	W	65-58
Feb. 29	* at Furman	L	56-62
March 5	vs. Furman (SC)	L	54-68

* - Southern Conference game
(SC) - Southern Conference Championship (Asheville, N.C.)

2019-20 STATISTICS

Overall statistics

Player	GP	GS	Min	Avg	FG	FGA	Pct	3FG	3FGA	Pct	FT	FTA	Pct	R-Off	R-Def	Reb	Avg	PF	FO	A	TO	Blk	Stl	Pts	Avg
Chloe Wanink	25	25	823	32.9	143	299	.478	73	154	.474	40	44	.909	14	63	77	3.1	31	0	27	21	1	30	399	16.0
Da'Ja Green	30	30	1031	34.4	132	372	.355	58	164	.354	59	85	.694	36	87	123	4.1	48	2	142	57	1	22	381	12.7
Jamari McDavid	27	25	657	24.3	106	217	.488	3	16	.188	39	55	.709	74	84	158	5.9	55	2	21	31	4	19	254	9.4
Cairo Booker	30	30	854	28.5	93	282	.330	27	96	.281	60	74	.811	19	66	85	2.8	77	0	92	70	1	61	273	9.1
Lilly Hatton	29	28	686	23.7	90	206	.437	13	34	.382	21	27	.778	60	113	173	6.0	89	4	15	28	42	18	214	7.4
Niyah Lutz	29	5	509	17.6	68	185	.368	24	80	.300	10	18	.556	24	69	93	3.2	34	1	24	26	4	21	170	5.9
Alexis Tomlin	29	1	383	13.2	41	97	.423	0	0	.000	30	40	.750	51	55	106	3.7	56	2	15	18	9	9	112	3.9
Lawren Cook	30	5	398	13.3	36	95	.379	7	27	.259	33	45	.733	33	60	93	3.1	51	2	13	34	4	18	112	3.7
Alea Harris	26	0	241	9.3	22	70	.314	9	37	.243	5	9	.556	6	10	16	0.6	12	0	10	17	1	10	58	2.2
Jamie Grob	19	1	116	6.1	10	26	.385	0	0	.000	4	6	.667	13	11	24	1.3	13	0	4	6	0	1	24	1.3
MaryMartha Turner	20	0	137	6.9	10	34	.294	3	9	.333	1	3	.333	6	29	35	1.8	16	0	5	11	5	3	24	1.2
Elena Pulanco	24	0	165	6.9	4	16	.250	1	6	.167	11	19	.579	9	11	20	0.8	11	0	18	13	1	18	20	0.8
TEAM.....																31	27	58	1.9	0		12		0	
Total.....	30				755	1899	.398	218	623	.350	313	425	.736	376	685	1061	35.4	493	13	386	344	73	230	2041	68.0
Opponents.....	30				657	1638	.401	186	559	.333	340	476	.714	296	742	1038	34.6	460	-	349	501	86	162	1840	61.3

Conference-only statistics

Player	GP	GS	Min	Avg	FG	FGA	Pct	3FG	3FGA	Pct	FT	FTA	Pct	R-Off	R-Def	Reb	Avg	PF	FO	A	TO	Blk	Stl	Pts	Avg
Chloe Wanink	10	10	337	33.7	49	96	.510	29	53	.547	9	10	.900	5	25	30	3.0	10	0	13	9	0	11	136	13.6
Da'Ja Green	14	14	513	36.6	60	181	.331	26	79	.329	34	44	.773	17	42	59	4.2	20	2	59	12	1	14	180	12.9
Cairo Booker	14	14	422	30.1	51	142	.359	16	53	.302	28	35	.800	8	35	43	3.1	41	0	44	29	0	24	146	10.4
Jamari McDavid	11	10	266	24.2	40	87	.460	1	7	.143	20	27	.741	24	31	55	5.0	25	1	9	8	1	8	101	9.2
Lilly Hatton	14	13	361	25.8	48	107	.449	10	25	.400	11	15	.733	34	54	88	6.3	44	2	6	14	17	7	117	8.4
Niyah Lutz	14	4	265	18.9	36	94	.383	11	41	.268	8	16	.500	14	31	45	3.2	18	1	11	11	4	8	91	6.5
Lawren Cook	14	4	215	15.4	20	54	.370	3	17	.176	19	25	.760	17	33	50	3.6	23	0	7	18	3	10	62	4.4
Alexis Tomlin	14	0	165	11.8	14	36	.389	0	0	.000	13	18	.722	21	24	45	3.2	23	0	8	10	2	4	41	2.9
MaryMartha Turner	11	0	57	5.2	7	18	.389	1	4	.250	1	1	1.000	4	9	13	1.2	7	0	2	4	1	0	16	1.5
Jamie Grob	7	1	44	6.3	3	10	.300	0	0	.000	3	4	.750	3	2	5	0.7	5	0	1	0	0	0	9	1.3
Alea Harris	13	0	125	9.6	7	31	.226	1	16	.063	1	3	.333	4	7	11	0.8	9	0	1	8	1	0	16	1.2
Elena Pulanco	9	0	30	3.3	0	2	.000	0	0	.000	3	4	.750	1	1	2	0.2	4	0	2	4	0	1	3	0.3
TEAM.....																18	16	34	2.4	0		6		0	
Total.....	14				335	858	.390	98	295	.332	150	202	.743	170	310	480	34.3	229	6	163	133	30	87	918	65.6
Opponents.....	14				303	749	.405	78	219	.356	151	207	.729	129	340	469	33.5	209	-	162	208	45	58	835	59.6



SOCON HOME COURTS



ETSU
Brooks Gym (3,500)
Press row: 616-755-4840



FURMAN
Timmons Arena (3,000)
Press row: 864-294-3620




MERCER
Hawkins Arena (3,500)
Press row: 404-915-1385



UNCG
Fleming Gymnasium (1,833)
Press row: 336-334-3270

#SoConHoops

SOCON HOME COURTS



SAMFORD

Pete Hanna Center (5,000)

Press row: 205-726-2377



CHATTANOOGA

The McKenzie Arena (10,966)

Press row: 423-756-5476



WESTERN CAROLINA

Liston B. Ramsey Regional Activity Center (7,826)

Press row: 828-227-2129



WOFFORD

Jerry Richardson Indoor Stadium (3,400)

Press row: 864-597-4487



SOCON CHAMPIONSHIP

Harrah's Cherokee Center Asheville (6,300)

Press row: TBD

2019-20 SOUTHERN CONFERENCE STANDINGS

	Conference							Overall							
	W	L	Pct	PF	PA	Home	Away	W	L	Pct	PF	PA	Home	Away	Neutral
UNCG	10	4	.714	64.0	55.3	6-1	4-3	23	9	.719	58.4	53.9	12-2	9-6	2-1
Samford	10	4	.714	66.2	62.6	5-2	5-2	19	13	.594	65.4	57.1	6-4	9-9	4-0
Chattanooga	10	4	.714	56.1	65.0	6-1	4-3	11	18	.379	61.6	59.5	6-7	5-10	0-1
Furman	8	6	.571	65.6	61.3	5-2	3-4	19	12	.613	64.1	59.3	11-3	6-8	2-1
Wofford	8	6	.571	68.0	61.3	5-2	3-4	15	15	.500	65.6	59.6	12-5	3-9	0-1
ETSU	4	10	.286	58.7	68.3	2-5	2-5	9	21	.300	58.4	69.1	5-10	4-10	0-1
Mercer	4	10	.286	59.1	66.3	4-3	1-7	9	22	.290	54.2	60.4	6-7	2-14	1-1
Western Carolina	2	12	.143	55.1	66.5	1-6	1-6	5	25	.167	54.6	63.4	4-12	1-12	0-1

2020 SOUTHERN CONFERENCE TOURNAMENT RESULTS

Thursday, March 5

- Game 1 – No. 1 Samford 77, No. 8 Western Carolina 62
- Game 2 – No. 4 Furman 68, No. 5 Wofford 54
- Game 3 – No. 7 Mercer 63, No. 2 Chattanooga 55
- Game 4 – No. 3 UNCG 57, No. 6 ETSU 47

Friday, March 6

- Game 5 – No. 1 Samford 75, No. 4 Furman 45
- Game 6 – No. 3 UNCG 75, No. 7 Mercer 73 (OT)

Sunday, March 8

- Game 7 – No. 1 Samford 59, No. 3 UNCG 54



Shannon Titus was the SoCon Defensive Player of the Year after leading the league in blocks (60) and steals (83).



Samford's Carley Kuhns was named the Co-Coach of the Year by the media after guiding Samford to a 10-4 league record in her first season as the leader of the Bulldogs.

NCAA Championship

NOT CONTESTED DUE TO COVID-19

WNIT

NOT CONTESTED DUE TO COVID-19

2019-20 YEAR IN REVIEW



SOUTHERN CONFERENCE AWARDS

Coaches Awards

Player of the Year Nadine Soliman, Sr., G, UNCG
Freshman of the Year Lilly Hatton, F, Wofford
Defensive Player of the Year Shannon Titus, Jr., G/F, Mercer
Coach of the Year Trina Patterson, UNCG
Ann Lashley Inspiration Award Lakelyn Bouldin, Sr., G, Chattanooga

Southern Conference Sports Media Association Awards

Player of the Year Nadine Soliman, Sr., G, UNCG
Freshman of the Year Lilly Hatton, F, Wofford
Coach of the Year Trina Patterson, UNCG
 Carley Kuhns, Samford

Tournament Most Outstanding Player Natalie Armstrong, Jr., C, Samford
Pinnacle Award Samantha Fitzgerald, Sr., F, Samford



Samford's Samantha Fitzgerald was the 2020 Pinnacle Award recipient. The Pinnacle Award is presented to the player with the highest GPA on the SoCon championship team. She was also named the Player of the Year by the coaches.



UNCG's Trina Patterson was named the SoCon Coach of the Year by the coaches and Co-Coach by the media after helping the Spartans to a share of the regular season title.

ALL-CONFERENCE TEAMS

Coaches All-Conference Team

First Team

Jaron Dougherty, Mercer
 Nadine Soliman, UNCG
 Natalie Armstrong, Samford
 Sarah Myers, Samford
 Chloe Wanink, Wofford

Second Team

Le'Zae Davidson, Furman
 Tierra Hodges, Furman
 Shannon Titus, Mercer
 Te'ja Twitty, UNCG
 Da'Ja Green, Wofford

All-Defensive Team

Tijuana Kimbro, ETSU
 Shannon Titus, Mercer
 Shauntai Battle, Samford
 NaKeia Burks, Chattanooga
 Cairo Booker, Wofford

Media All-Conference Team

First Team

Tierra Hodges, Furman
 Nadine Soliman, UNCG
 Natalie Armstrong, Samford
 Sarah Myers, Samford
 Chloe Wanink, Wofford

Second Team

Micah Scheetz, ETSU
 Le'Zae Davidson, Furman
 Shannon Titus, Mercer
 Jaron Dougherty, Mercer
 Te'ja Twitty, UNCG

Third Team

Charity Brown, Samford
 Lakelyn Bouldin, Chattanooga
 Bria Dial, Chattanooga
 Jewel Smalls, Western Carolina
 Da'Ja Green, Wofford

ALL-FRESHMAN TEAMS

Coaches All-Freshman Team

Lindsey Taylor, Furman
 Jill Harris, Mercer
 Dena Jarrells, Chattanooga
 Andrea Martin Ruiz, Western Carolina
 Alyssa Walker, Western Carolina
 Lilly Hatton, Wofford

Media All-Freshman Team

Lindsey Taylor, Furman
 Jill Harris, Mercer
 Dena Jarrells, Chattanooga
 Andrea Martin Ruiz, Western Carolina
 Lilly Hatton, Wofford

ALL-TOURNAMENT TEAM

First Team

Jaron Dougherty, Mercer
 Aja Boyd, UNCG
 Nadine Soliman, UNCG
 Natalie Armstrong, Samford (MOP)
 Paige Serup, Samford

Second Team

Tierra Hodges, Furman
 Shannon Titus, Mercer
 Te'ja Twitty, UNCG
 Sarah Myers, Samford
 Jewel Smalls, Western Carolina



Samford center Natalie Armstrong was a First Team All-Conference selection and was the MOP of the SoCon Championship.

PLAYERS OF THE WEEK

Date	Name	Pos.	School
Nov. 12	Erica Haynes-Overton	Guard	ETSU
Nov. 19	Jewel Smalls	Guard	WCU
Nov. 26	Nadine Soliman	Guard	UNCG
Dec. 3	Jewel Smalls	Guard	WCU
Dec. 10	Tierra Hodges	Forward	Furman
Dec. 17	Nadine Soliman	Guard	UNCG
Dec. 24	Le'Zae Davidson	Guard	Furman
Jan. 7	Jaron Dougherty	Forward	Mercer
Jan. 14	Tierra Hodges	Forward	Furman
Jan. 21	Natalie Armstrong	Center	Samford
Jan. 28	Jaron Dougherty	Forward	Mercer
Feb. 4	Eboni Williams	Forward	UTC
Feb. 11	Jaron Dougherty	Forward	Mercer
Feb. 18	Nadine Soliman	Guard	UNCG
Feb. 25	Sarah Myers	Guard	Samford
March 2	Tierra Hodges	Forward	Furman

PLAYERS OF THE MONTH

Month	Name	Pos.	School
Nov.	Jewel Smalls	Guard	WCU
Dec.	Tierra Hodges	Forward	Furman
Jan.	Natalie Armstrong	Center	Samford
Feb.	Shannon Titus	Forward	Mercer



2019-20 INDIVIDUAL STATS

#SoConHoops

SCORING

##	Player-Team	Cl	G	FG	3FG	FT	Pts	Avg.
1.	Nadine Soliman-UNCG	SR	32	181	54	109	525	16.4
2.	Chloe Wanink-WOF	SR	25	143	73	40	399	16.0
3.	Jaron Dougherty-MER	SO	31	218	7	47	490	15.8
4.	Micah Scheetz-ETSU	JR	30	146	33	124	449	15.0
5.	Natalie Armstrong-SAM	JR	32	188	15	74	465	14.5
6.	Shannon Titus-MER	JR	31	172	4	97	445	14.4
7.	Le'Zae Davidson-FUR	SR	31	137	89	77	440	14.2
8.	Sarah Myers-SAM	SR	32	164	46	60	434	13.6
9.	Da'Ja Green-WOF	JR	30	132	58	59	381	12.7
10.	Jewel Smalls-WCU	SO	30	139	72	29	379	12.6
11.	Te'Ja Twitty-UNCG	SR	32	155	0	82	392	12.3
12.	Lakelyn Bouldin-UTC	SR	29	109	45	89	352	12.1
13.	Lauren LaPlant-WCU	JR	30	130	80	21	361	12.0
14.	Tierra Hodges-FUR	JR	31	147	0	75	369	11.9
15.	Amoria Neal-Tysor-MER	SO	31	139	38	35	351	11.3

REBOUNDING

##	Player-Team	Cl	G	OFF	DEF	TOT	Avg/G
1.	Tierra Hodges-FUR	JR	31	108	215	323	10.4
2.	Jewel Smalls-WCU	SO	30	58	228	286	9.5
3.	Te'Ja Twitty-UNCG	SR	32	106	159	265	8.3
4.	Eboni Williams-UTC	SO	28	52	172	224	8.0
5.	Shannon Titus-MER	JR	31	74	153	227	7.3
6.	Jaron Dougherty-MER	SO	31	61	165	226	7.3
7.	Aja Boyd-UNCG	JR	31	72	148	220	7.1
8.	Nadine Soliman-UNCG	SR	32	29	191	220	6.9
9.	Sarah Myers-SAM	SR	32	51	163	214	6.7
10.	Abbey Cornelius-UTC	SO	27	37	140	177	6.6
11.	Lilly Hatton-WOF	FR	29	60	113	173	6.0
12.	Jamari McDavid-WOF	JR	27	74	84	158	5.9
13.	Natalie Armstrong-SAM	JR	32	71	112	183	5.7
14.	Tijuana Kimbro-ETSU	JR	28	32	123	155	5.5
15.	Shynia Jackson-ETSU	SO	30	36	126	162	5.4
16.	Charity Brown-SAM	SR	32	32	134	166	5.2
17.	Bria Dial-UTC	JR	29	28	99	127	4.4
18.	E'Lease Stafford-ETSU	SO	30	30	95	125	4.2
19.	Nakeia Burks-UTC	SR	29	47	73	120	4.1
20.	Da'Ja Green-WOF	JR	30	36	87	123	4.1

FIELD GOAL PERCENTAGE

##	Player-Team	Cl	G	FG	FGA	Pct
1.	Celena Taborn-FUR	JR	29	104	155	.671
2.	Tembre Moates-WCU	JR	30	118	207	.570
3.	Aja Boyd-UNCG	JR	31	132	237	.557
4.	Tierra Hodges-FUR	JR	31	147	293	.502
5.	Natalie Armstrong-SAM	JR	32	188	375	.501
6.	Jamari McDavid-WOF	JR	27	106	217	.488
7.	Chloe Wanink-WOF	SR	25	143	299	.478
8.	Te'Ja Twitty-UNCG	SR	32	155	344	.451
9.	Shynia Jackson-ETSU	SO	30	95	215	.442
10.	Lilly Hatton-WOF	FR	29	90	206	.437

ASSISTS

##	Player-Team	Cl	G	Assists	Avg/G
1.	Charity Brown-SAM	SR	32	182	5.69
2.	Milica Manojlovic-FUR	SO	31	154	4.97
3.	Da'Ja Green-WOF	JR	30	142	4.73
4.	Judith Martin Ruiz-WCU	SR	27	113	4.19
5.	Jill Harris-MER	FR	31	124	4.00
6.	Andrea Martin Ruiz-WCU	FR	30	109	3.63
7.	Kaia Upton-ETSU	SO	30	109	3.63
8.	Cairo Booker-WOF	SR	30	92	3.07
9.	Alexis Pitchford-UNCG	SR	32	94	2.94
10.	Jewel Smalls-WCU	SO	30	79	2.63

FREE THROW PERCENTAGE

##	Player-Team	Cl	G	FTM	FTA	Pct
1.	Le'Zae Davidson-FUR	JR	33	124	147	.844
2.	Lakelyn Bouldin-UTC	JR	31	74	88	.841
3.	Nadine Soliman-UNCG	JR	30	101	124	.815
4.	Taylor Petty-FUR	JR	32	105	131	.802
5.	Chloe Wanink-WOF	JR	31	64	80	.800
6.	Micah Scheetz-ETSU	SO	26	69	89	.775
7.	Erica Haynes-Overton-ETSU	SO	31	108	143	.755
8.	Celena Taborn-FUR	SO	33	70	94	.745
9.	Da'Ja Green-WOF	SO	31	63	87	.724
10.	Te'Ja Twitty-UNCG	JR	27	56	83	.675

STEALS

##	Player-Team	Cl	G	Steals	Avg/G
1.	Shannon Titus-MER	JR	31	83	2.68
2.	Cairo Booker-WOF	SR	30	61	2.03
3.	Kaia Upton-ETSU	SO	30	60	2.00
4.	Jaron Dougherty-MER	SO	31	47	1.52
5.	Andrea Martin Ruiz-WCU	FR	30	45	1.50
6.	Eboni Williams-UTC	SO	28	40	1.43
7.	Te'Ja Twitty-UNCG	SR	32	44	1.38
8.	Sarah Myers-SAM	SR	32	42	1.31
9.	Milica Manojlovic-FUR	SO	31	39	1.26
10.	Charity Brown-SAM	SR	32	40	1.25

3-POINT FIELD GOAL PERCENTAGE

##	Player-Team	Cl	G	3FG	FGA	Pct
1.	Chloe Wanink-WOF	SR	25	73	154	.474
2.	Alexus Willey-UNCG	SR	32	58	144	.403
3.	Lakelyn Bouldin-UTC	SR	29	45	120	.375
4.	E'Lease Stafford-ETSU	SO	30	42	116	.362
5.	Lauren LaPlant-WCU	JR	30	80	222	.360
6.	Charity Brown-SAM	SR	32	36	101	.356
7.	Da'Ja Green-WOF	JR	30	58	164	.354
8.	Shauntai Battle-SAM	JR	30	30	87	.345
9.	Jewel Smalls-WCU	SO	30	72	212	.340
10.	Paige Serup-SAM	SR	32	48	142	.338

3-POINT FIELD GOALS MADE

##	Player-Team	Cl	G	3FG	Avg/G
1.	Chloe Wanink-WOF	SR	25	73	2.92
2.	Le'Zae Davidson-FUR	SR	31	89	2.87
3.	Lauren LaPlant-WCU	JR	30	80	2.67
4.	Jewel Smalls-WCU	SO	30	72	2.40
5.	Da'Ja Green-WOF	JR	30	58	1.93
6.	Alexus Willey-UNCG	SR	32	58	1.81
7.	Nadine Soliman-UNCG	SR	32	54	1.69
8.	Bria Dial-UTC	JR	29	48	1.66
9.	Lakelyn Bouldin-UTC	SR	29	45	1.55
10.	Paige Serup-SAM	SR	32	48	1.50

BLOCKED SHOTS

##	Player-Team	Cl	G	Blocks	Avg/G
1.	Shannon Titus-MER	JR	31	60	1.94
2.	Tijuana Kimbro-ETSU	JR	28	50	1.79
3.	Jaron Dougherty-MER	SO	31	47	1.52
4.	Lilly Hatton-WOF	FR	29	42	1.45
5.	Aja Boyd-UNCG	JR	31	40	1.29
6.	Abbey Cornelius-UTC	SO	27	29	1.07
7.	Celena Taborn-FUR	JR	29	31	1.07
8.	Natalie Armstrong-SAM	JR	32	28	0.88
9.	Sierra Votaw-MER	SO	31	25	0.81
10.	Bria Dial-UTC	JR	29	23	0.79

ASSIST/TURNOVER RATIO (MIN. 3.0 ASSISTS/GAME)

##	Player-Team	Cl	G	Asst	Turn	Avg Ratio		
1.	Da'Ja Green-WOF	SO	31	162	5.2	77	2.5	2.1
2.	KeKe Calloway-MER	SR	33	124	3.8	68	2.1	1.8
3.	Alexis Pitchford-UNCG	JR	30	106	3.5	69	2.3	1.5
4.	Cairo Booker-WOF	JR	29	112	3.9	78	2.7	1.4
5.	Erica Haynes-Overton-ETSU	SO	31	107	3.5	109	3.5	1.0
6.	Cairo Booker-WOF	SR	30	92	3.1	70	2.3	1.31
7.	Kaia Upton-ETSU	SO	30	109	3.6	106	3.5	1.03
8.	Andrea Martin Ruiz-WCU	FR	30	109	3.6	127	4.2	0.86

MINUTES PLAYED

##	Player-Team	Cl	G	Minutes	Avg/G
1.	Lakelyn Bouldin-UTC	SR	29	1070	36.90
2.	Micah Scheetz-ETSU	JR	30	1094	36.47
3.	Kaia Upton-ETSU	SO	30	1069	35.63
4.	Jewel Smalls-WCU	SO	30	1064	35.47
5.	Nakeia Burks-UTC	SR	29	1016	35.03
6.	Bria Dial-UTC	JR	29	1015	35.00
7.	Le'Zae Davidson-FUR	SR	31	1073	34.61
8.	Lauren LaPlant-WCU	JR	30	1036	34.53
9.	Sarah Myers-SAM	SR	32	1101	34.41
10.	Da'Ja Green-WOF	JR	30	1031	34.37

2019-20 TEAM STATS



SCORING OFFENSE

##	Team	G	W-L	Pts	Avg
1.	Wofford	30	15-15	2041	68.0
2.	Samford	32	18-14	2117	66.2
3.	Furman	31	19-12	2035	65.6
4.	UNCG	32	23-9	2049	64.0
5.	Mercer	31	8-23	1831	59.1
6.	ETSU	30	9-21	1761	58.7
7.	Chattanooga	29	11-18	1628	56.1
8.	Western Carolina	30	5-25	1654	55.1

SCORING DEFENSE

##	Team	G	Pts	Avg/G
1.	UNCG	32	1771	55.3
2.	Furman	31	1900	61.3
3.	Wofford	30	1840	61.3
4.	Samford	32	2002	62.6
5.	Chattanooga	29	1884	65.0
6.	Mercer	31	2054	66.3
7.	Western Carolina	30	1996	66.5
8.	ETSU	30	2048	68.3

SCORING MARGIN

##	Team	G	OFF	DEF Margin
1.	UNCG	32	64.0	55.3 +8.7
2.	Wofford	30	68.0	61.3 +6.7
3.	Furman	31	65.6	61.3 +4.4
4.	Samford	32	66.2	62.6 +3.6
5.	Mercer	31	59.1	66.3 -7.2
6.	Chattanooga	29	56.1	65.0 -8.8
7.	ETSU	30	58.7	68.3 -9.6
8.	Western Carolina	30	55.1	66.5 -11.4

FREE THROW PERCENTAGE

##	Team	G	FTM	FTA	Pct
1.	UNCG	32	387	502	.771
2.	Chattanooga	29	330	445	.742
3.	Wofford	30	313	425	.736
4.	Samford	32	325	460	.707
5.	Furman	31	434	617	.703
6.	ETSU	30	410	588	.697
7.	Western Carolina	30	149	220	.677
8.	Mercer	31	280	433	.647

FIELD GOAL PERCENTAGE

##	Team	G	FG	FGA	Pct
1.	UNCG	32	752	1753	.429
2.	Furman	31	713	1663	.429
3.	Samford	32	781	1880	.415
4.	Wofford	30	755	1899	.398
5.	Western Carolina	30	645	1629	.396
6.	Mercer	31	735	1960	.375
7.	ETSU	30	614	1659	.370
8.	Chattanooga	29	566	1541	.367

FIELD GOAL PERCENTAGE DEFENSE

##	Team	G	FG	FGA	Pct
1.	UNCG	32	665	1808	.368
2.	Furman	31	715	1802	.397
3.	Wofford	30	657	1638	.401
4.	Western Carolina	30	716	1761	.407
5.	Mercer	31	750	1843	.407
6.	Chattanooga	29	715	1751	.408
7.	Samford	32	722	1768	.408
8.	ETSU	30	778	1868	.416

3-POINT FIELD GOAL PERCENTAGE

##	Team	G	FG	FGA	Pct
1.	Wofford	30	218	623	.350
2.	Samford	32	230	669	.344
3.	UNCG	32	158	481	.328
4.	Western Carolina	30	215	678	.317
5.	Furman	31	175	572	.306
6.	Chattanooga	29	166	564	.294
7.	ETSU	30	123	433	.284
8.	Mercer	31	81	335	.242

3-POINT FIELD GOAL PCT DEFENSE

##	Team	G	FG	FGA	Pct
1.	UNCG	32	166	587	.283
2.	Furman	31	161	543	.297
3.	ETSU	30	170	565	.301
4.	Chattanooga	29	171	528	.324
5.	Mercer	31	168	514	.327
6.	Wofford	30	186	559	.333
7.	Samford	32	204	608	.336
8.	Western Carolina	30	210	611	.344

REBOUNDING OFFENSE

##	Team	G	Reb	Avg/G
1.	Furman	31	1172	37.8
2.	UNCG	32	1159	36.2
3.	Wofford	30	1061	35.4
4.	Samford	32	1115	34.8
5.	Chattanooga	29	1005	34.7
6.	Mercer	31	1067	34.4
7.	ETSU	30	1022	34.1
8.	Western Carolina	30	999	33.3

REBOUNDING DEFENSE

##	Team	G	Reb	Avg/G
1.	Furman	31	1023	33.0
2.	UNCG	32	1068	33.4
3.	Wofford	30	1038	34.6
4.	Samford	32	1121	35.0
5.	Western Carolina	30	1096	36.5
6.	Chattanooga	29	1100	37.9
7.	ETSU	30	1222	40.7
8.	Mercer	31	1284	41.4

REBOUNDING MARGIN

##	Team	G	Avg	Opp	+/-
1.	Furman	31	37.8	33.0	+4.8
2.	UNCG	32	36.2	33.4	+2.8
3.	Wofford	30	35.4	34.6	+0.8
4.	Samford	32	34.8	35.0	-0.2
5.	Western Carolina	30	33.3	36.5	-3.2
6.	Chattanooga	29	34.7	37.9	-3.3
7.	ETSU	30	34.1	40.7	-6.7
8.	Mercer	31	34.4	41.5	-7.0

BLOCKED SHOTS

##	Team	G	Blocks	Avg/G
1.	Mercer	31	165	5.32
2.	Chattanooga	29	101	3.48
3.	ETSU	30	100	3.33
4.	UNCG	32	83	2.59
5.	Wofford	30	73	2.43
6.	Furman	31	66	2.13
7.	Western Carolina	30	61	2.03
8.	Samford	32	65	2.03

ASSISTS

##	Team	G	Assists	Avg/G
1.	Samford	32	465	14.53
2.	Mercer	31	432	13.94
3.	Furman	31	431	13.90
4.	Western Carolina	30	408	13.60
5.	Wofford	30	386	12.87
6.	UNCG	32	381	11.91
7.	Chattanooga	29	286	9.86
8.	ETSU	30	293	9.77

STEALS

##	Team	G	Steals	Avg/G
1.	Mercer	31	257	8.29
2.	Wofford	30	230	7.67
3.	ETSU	30	215	7.17
4.	UNCG	32	225	7.03
5.	Samford	32	212	6.63
6.	Chattanooga	29	162	5.59
7.	Western Carolina	30	167	5.57
8.	Furman	31	172	5.55

TURNOVER MARGIN

##	Team	G	Avg	Opp	+/-
1.	Wofford	30	11.5	16.7	+5.23
2.	Mercer	31	13.5	17.2	+3.68
3.	Samford	32	14.2	15.8	+1.56
4.	UNCG	32	15.3	15.7	+0.31
5.	ETSU	30	15.6	14.7	-0.93
6.	Furman	31	17.2	14.5	-2.71
7.	Chattanooga	29	17.2	13.1	-4.10
8.	Western Carolina	30	17.2	12.1	-5.10

ASSIST/TURNOVER RATIO

##	Team	G	Asst	Turn	Ratio
1.	Wofford	30	12.9	11.5	1.12
2.	Mercer	31	13.9	13.5	1.03
3.	Samford	32	14.5	14.2	1.02
4.	Furman	31	13.9	17.2	0.81
5.	Western Carolina	30	13.6	17.2	0.79
6.	UNCG	32	11.9	15.3	0.78
7.	ETSU	30	9.8	15.6	0.62
8.	Chattanooga	29	9.9	17.2	0.57

3-POINT FG MADE

##	Team	G	3FG	Avg/G
1.	Wofford	30	218	7.27
2.	Samford	32	230	7.19
3.	Western Carolina	30	215	7.17
4.	Chattanooga	29	166	5.72
5.	Furman	31	175	5.65
6.	UNCG	32	158	4.94
7.	ETSU	30	123	4.10
8.	Mercer	31	81	2.61

ATTENDANCE

##	Team	G	ATTEND	Avg/G
1.	Chattanooga	29	36659	1264
2.	ETSU	30	29919	997
3.	Furman	31	31736	1024
4.	Mercer	31	35809	1155
5.	Samford	32	24975	780
6.	UNCG	32	22678	834
7.	Western Carolina	30	15833	528
8.	Wofford	30	25881	863



2019-20 INDIVIDUAL GAME HIGHS

POINTS

- 41 Erica Haynes-Overton (ETSU) vs Tennessee (Nov 05, 2019)
- 39 Chloe Wanink (Wofford) vs Erskine (Dec 17, 2019)
- 32 Jewel Smalls (Western Carolina) at Gardner-Webb (Nov 27, 2019)
- 32 Shannon Titus (Mercer) at South Carolina State (Dec 01, 2019)
- 32 Te'Ja Twitty (UNCG) vs High Point (Dec 21, 2019)

FIELD GOALS MADE

- 15 Erica Haynes-Overton (ETSU) vs Tennessee (Nov 05, 2019)
- 14 Shannon Titus (Mercer) at South Carolina State (Dec 01, 2019)
- 14 Chloe Wanink (Wofford) vs Erskine (Dec 17, 2019)
- 14 Te'Ja Twitty (UNCG) vs High Point (Dec 21, 2019)
- 13 Jaron Dougherty (Mercer) vs Chattanooga (Jan 25, 2020)

FIELD-GOAL ATTEMPTS

- 31 Erica Haynes-Overton (ETSU) vs Tennessee (Nov 05, 2019)
- 27 Le'Jzae Davidson (Furman) vs Elon (Dec 30, 2019)
- 27 Shannon Titus (Mercer) vs Western Carolina (Feb 27, 2020)
- 26 Jaron Dougherty (Mercer) vs Jacksonville (Dec 29, 2019)
- 25 Jaron Dougherty (Mercer) at Yale (Jan 02, 2020)

FIELD-GOAL PERCENTAGE

- .923 (12-13) Natalie Armstrong (Samford) vs Mercer (Jan 18, 2020)
- .889 (8-9) Jamari McDavid (Wofford) vs Bob Jones (Dec 07, 2019)
- .800 (8-10) Jamari McDavid (Wofford) at Northern Kentucky (Dec 20, 2019)
- .800 (8-10) Celena Taborn (Furman) vs Elon (Dec 30, 2019)
- .800 (8-10) Milica Manojlovic (Furman) vs ETSU (Feb 15, 2020)

3-POINT FIELD GOALS MADE

- 8 Chloe Wanink (Wofford) at Auburn (Nov 06, 2019)
- 7 Nadine Soliman (UNCG) vs Erskine (Nov 26, 2019)
- 7 Chloe Wanink (Wofford) vs Erskine (Dec 17, 2019)
- 7 Le'Jzae Davidson (Furman) vs Saint Joseph's (Dec 21, 2019)
- 6 Jewel Smalls (Western Carolina) at Gardner-Webb (Nov 27, 2019)
- 6 Amoria Neal-Tysor (Mercer) at Appalachian State (Nov 29, 2019)
- 6 Amoria Neal-Tysor (Mercer) vs Jacksonville (Dec 29, 2019)
- 6 Chloe Wanink (Wofford) at Chattanooga (Jan 16, 2020)
- 6 E'Lease Stafford (ETSU) vs Western Carolina (Feb 06, 2020)
- 6 Le'Jzae Davidson (Furman) vs Chattanooga (Feb 13, 2020)

3-POINT FIELD-GOAL ATTEMPTS

- 17 Chloe Wanink (Wofford) at Auburn (Nov 06, 2019)
- 17 Le'Jzae Davidson (Furman) vs Chattanooga (Feb 13, 2020)
- 16 Le'Jzae Davidson (Furman) vs Elon (Dec 30, 2019)
- 15 Jewel Smalls (Western Carolina) vs Coastal Carolina (Nov 24, 2019)
- 14 Le'Jzae Davidson (Furman) at Clemson (Nov 06, 2019)
- 14 Jewel Smalls (Western Carolina) vs Winthrop (Dec 21, 2019)

3-POINT FIELD-GOAL PERCENTAGE

- 1.000 (5-5) Bria Dial (Chattanooga) vs Wofford (Jan 16, 2020)
- .833 (5-6) Chloe Wanink (Wofford) vs Western Carolina (Jan 23, 2020)
- .833 (5-6) Chloe Wanink (Wofford) at Samford (Feb 08, 2020)
- .778 (7-9) Nadine Soliman (UNCG) vs Erskine (Nov 26, 2019)
- .714 (5-7) Nadine Soliman (UNCG) vs Georgia State (Dec 07, 2019)
- .714 (5-7) Katie Allen (Samford) at Murray State (Dec 20, 2019)
- .714 (5-7) Da'Ja Green (Wofford) at Furman (Feb 29, 2020)

FREE THROWS MADE

- 16 Micah Scheetz (ETSU) vs South Alabama (Dec 20, 2019)
- 13 Taylor Petty (Furman) vs Elon (Dec 30, 2019)
- 11 Erica Haynes-Overton (ETSU) at High Point (Nov 14, 2019)
- 11 Shynia Jackson (ETSU) vs Western Carolina (Feb 06, 2020)
- 11 Micah Scheetz (ETSU) at North Carolina A&T (Nov 18, 2019)
- 10 Micah Scheetz (ETSU) at Appalachian State (Nov 25, 2019)
- 10 Lakelyn Bouldin (Chattanooga) vs Ohio (Dec 29, 2019)

FREE-THROW ATTEMPTS

- 18 Micah Scheetz (ETSU) vs South Alabama (Dec 20, 2019)
- 14 Micah Scheetz (ETSU) at Appalachian State (Nov 25, 2019)
- 13 Nadine Soliman (UNCG) vs High Point (Dec 21, 2019)

- 13 Taylor Petty (Furman) vs Elon (Dec 30, 2019)
- 12 Erica Haynes-Overton (ETSU) vs Tennessee (Nov 05, 2019)
- 12 Taylor Petty (Furman) at Clemson (Nov 06, 2019)
- 12 Nadine Soliman (UNCG) at Wake Forest (Nov 10, 2019)
- 12 Micah Scheetz (ETSU) at North Carolina A&T (Nov 18, 2019)
- 12 Shynia Jackson (ETSU) vs Western Carolina (Feb 06, 2020)

FREE-THROW PERCENTAGE

- 1.000 (13-13) Taylor Petty (Furman) vs Elon (Dec 30, 2019)
- 1.000 (11-11) Erica Haynes-Overton (ETSU) at High Point (Nov 14, 2019)
- 1.000 (10-10) Lakelyn Bouldin (Chattanooga) vs Ohio (Dec 29, 2019)
- 1.000 (8-8) Sarah Myers (Samford) at Wofford (Jan 09, 2020)
- 1.000 (8-8) Abbey Cornelius (Chattanooga) vs ETSU (Feb 29, 2020)

REBOUNDS

- 20 Jewel Smalls (Western Carolina) vs Charleston So. (Dec 04, 2019)
- 18 Jewel Smalls (Western Carolina) vs Coastal Carolina (Nov 24, 2019)
- 18 Tierra Hodges (Furman) vs Wofford (Feb 29, 2020)
- 16 Eboni Williams (Chattanooga) at ETSU (Feb 01, 2020)
- 15 Jewel Smalls (Western Carolina) vs UVA Wise (Nov 05, 2019)
- 15 Jewel Smalls (Western Carolina) vs ETSU (Jan 11, 2020)
- 15 Eboni Williams (Chattanooga) vs Wofford (Jan 16, 2020)
- 15 Jewel Smalls (Western Carolina) vs Mercer (Feb 01, 2020)
- 15 Shynia Jackson (ETSU) vs Western Carolina (Feb 06, 2020)
- 15 Tierra Hodges (Furman) vs ETSU (Feb 15, 2020)
- 15 Shynia Jackson (ETSU) vs Mercer (Feb 22, 2020)
- 15 Te'Ja Twitty (UNCG) vs Mercer (Mar 06, 2020)

ASSISTS

- 12 Charity Brown (Samford) vs Mercer (Jan 18, 2020)
- 12 Andrea Martin Ruiz (Western Carolina) at Mercer (Feb 27, 2020)
- 11 Da'Ja Green (Wofford) vs Erskine (Dec 17, 2019)
- 10 Charity Brown (Samford) at UT Martin (Nov 21, 2019)
- 10 Jill Harris (Mercer) vs Georgia Southern (Dec 07, 2019)
- 10 Da'Ja Green (Wofford) vs Western Carolina (Jan 23, 2020)
- 10 Jill Harris (Mercer) at ETSU (Feb 22, 2020)

STEALS

- 7 Erica Haynes-Overton (ETSU) vs Tennessee (Nov 05, 2019)
- 7 Shannon Titus (Mercer) vs Eastern Kentucky (Nov 24, 2019)
- 7 Shannon Titus (Mercer) vs ETSU (Jan 23, 2020)
- 6 Elena Pulanco (Wofford) vs Bob Jones (Dec 07, 2019)
- 6 Kaia Upton (ETSU) vs Converse (Dec 31, 2019)
- 6 Kaia Upton (ETSU) at Western Carolina (Jan 11, 2020)
- 6 Shannon Titus (Mercer) vs Western Carolina (Feb 27, 2020)

BLOCKED SHOTS

- 8 Shannon Titus (Mercer) vs Furman (Feb 08, 2020)
- 5 Celena Taborn (Furman) vs Hampton (Nov 18, 2019)
- 5 Celena Taborn (Furman) vs Samford (Jan 11, 2020)
- 5 Natalie Armstrong (Samford) at Western Carolina (Jan 30, 2020)
- 5 Abbey Cornelius (Chattanooga) vs Western Carolina (Feb 08, 2020)

TURNOVERS

- 10 Da'Ja Green (Wofford) vs Coastal Carolina (Nov 17, 2019)
- 10 Eboni Williams (Chattanooga) vs Austin Peay (Nov 24, 2019)
- 10 Eboni Williams (Chattanooga) at UT Martin (Dec 08, 2019)
- 8 Andrea Martin Ruiz (Western Caro) at North Carolina (Nov 07, 2019)
- 8 Nadine Soliman (UNCG) at Coastal Carolina (Nov 13, 2019)
- 8 Charity Brown (Samford) at UT Martin (Nov 21, 2019)
- 8 Dena Jarrells (Chattanooga) vs Ohio (Dec 29, 2019)
- 8 Charity Brown (Samford) at UNCG (Feb 01, 2020)
- 8 Kaia Upton (ETSU) vs UNCG (Feb 08, 2020)
- 8 Charity Brown (Samford) at ETSU (Feb 20, 2020)

2019-20 TEAM GAME HIGHS



POINTS

106	UNCG vs Erskine (Nov 26, 2019)
100	Wofford vs Erskine (Dec 17, 2019)
91	Chattanooga at ETSU (Feb 01, 2020)
89	Wofford vs Bob Jones (Dec 07, 2019)
88	Furman vs North Greenville (Nov 13, 2019)
88	Furman vs Bob Jones (Jan 27, 2020)

MARGIN OF VICTORY

64 (88-24)	Furman vs Bob Jones (Jan 27, 2020)
62 (106-44)	UNCG vs Erskine (Nov 26, 2019)
62 (100-38)	Wofford vs Erskine (Dec 17, 2019)
51 (89-38)	Wofford vs Bob Jones (Dec 07, 2019)
48 (82-34)	Wofford vs Brevard (Jan 02, 2020)

FIELD GOALS MADE

39	UNCG vs Erskine (Nov 26, 2019)
36	Furman vs Bob Jones (Jan 27, 2020)
35	Wofford vs Bob Jones (Dec 07, 2019)
35	Wofford vs Erskine (Dec 17, 2019)
34	UNCG vs Lenoir-Rhyne (Jan 01, 2020)
34	ETSU vs Chattanooga (Feb 01, 2020)

FIELD-GOAL ATTEMPTS

80	Wofford vs Bob Jones (Dec 07, 2019)
78	Samford at UAB (Dec 03, 2019)
78	Wofford at Northern Kentucky (Dec 20, 2019)
78	Chattanooga at ETSU (Feb 01, 2020)
77	Mercer at Kennesaw State (Nov 13, 2019)

FIELD-GOAL PERCENTAGE

.600 (27-45)	Furman at Samford (Feb 06, 2020)
.596 (28-47)	Chattanooga vs Wofford (Jan 16, 2020)
.592 (29-49)	UNCG vs High Point (Dec 21, 2019)
.591 (39-66)	UNCG vs Erskine (Nov 26, 2019)
.556 (25-45)	Furman vs Georgia Southern (Nov 10, 2019)

3-POINT FIELD GOALS MADE

13	Wofford at Auburn (Nov 06, 2019)
13	UNCG vs Erskine (Nov 26, 2019)
12	Wofford vs Erskine (Dec 17, 2019)
12	Wofford vs Brevard (Jan 02, 2020)
12	Wofford at Chattanooga (Jan 16, 2020)

3-POINT FIELD-GOAL ATTEMPTS

36	Western Carolina vs Coastal Carolina (Nov 24, 2019)
32	Western Carolina at North Carolina (Nov 07, 2019)
31	Furman at Clemson (Nov 06, 2019)
31	Wofford at Kansas (Dec 30, 2019)
31	Wofford vs Brevard (Jan 02, 2020)

3-POINT FIELD-GOAL PERCENTAGE

.714 (5-7)	ETSU at Wofford (Feb 13, 2020)
.667 (8-12)	Furman vs ETSU (Feb 15, 2020)
.643 (9-14)	UNCG vs Georgia State (Dec 07, 2019)
.643 (9-14)	ETSU at Chattanooga (Feb 29, 2020)
.600 (9-15)	Wofford vs Presbyterian (Nov 26, 2019)
.600 (9-15)	Samford at Wofford (Jan 09, 2020)

FREE THROWS MADE

29	Furman vs Elon (Dec 30, 2019)
27	Samford vs Montevallo (Nov 05, 2019)
26	ETSU vs South Alabama (Dec 20, 2019)
25	ETSU at Troy (Dec 11, 2019)
25	Chattanooga vs ETSU (Feb 29, 2020)

FREE-THROW ATTEMPTS

38	ETSU at North Carolina A&T (Nov 18, 2019)
35	ETSU at Troy (Dec 11, 2019)
35	Furman vs Elon (Dec 30, 2019)
33	ETSU vs Tennessee (Nov 05, 2019)
33	ETSU vs South Alabama (Dec 20, 2019)
33	Furman vs Wofford (Feb 29, 2020)
33	Chattanooga vs ETSU (Feb 29, 2020)

FREE-THROW PERCENTAGE

1.000 (12-12)	UNCG at Mercer (Feb 29, 2020)
1.000 (10-10)	UNCG at Western Carolina (Feb 15, 2020)
1.000 (9-9)	Western Carolina vs UNCG (Feb 15, 2020)
1.000 (6-6)	Western Carolina vs ETSU (Jan 11, 2020)
1.000 (6-6)	ETSU at Chattanooga (Feb 29, 2020)
1.000 (4-4)	Western Carolina vs Samford (Mar 05, 2020)
1.000 (2-2)	Western Carolina vs Coastal Carolina (Nov 24, 2019)

REBOUNDS

55	Chattanooga at ETSU (Feb 01, 2020)
53	Samford vs Troy (Nov 12, 2019)
53	Furman vs Bob Jones (Jan 27, 2020)
52	Mercer vs Wofford (Feb 06, 2020)
51	Wofford at Mercer (Feb 06, 2020)

ASSISTS

8	Furman vs Bob Jones (Jan 27, 2020)
25	Mercer vs Jacksonville (Dec 29, 2019)
24	Furman vs North Greenville (Nov 13, 2019)
23	Western Carolina vs Southern Wesleyan (Jan 06, 2019)
22	Mercer vs Georgia Southern (Dec 07, 2019)
22	Wofford vs Erskine (Dec 17, 2019)

STEALS

22	Wofford vs Bob Jones (Dec 07, 2019)
19	Mercer vs LaGrange (Nov 05, 2019)
19	ETSU vs Converse (Dec 31, 2019)
18	Mercer vs Eastern Kentucky (Nov 24, 2019)
18	UNCG vs Erskine (Nov 26, 2019)

BLOCKED SHOTS

13	Mercer vs Furman (Feb 08, 2020)
11	Mercer at ETSU (Feb 22, 2020)
10	Mercer vs Chattanooga (Jan 25, 2020)
9	Mercer vs Wofford (Feb 06, 2020)
8	Mercer vs LaGrange (Nov 05, 2019)
8	ETSU vs UNC Asheville (Nov 23, 2019)
8	Mercer at Yale (Jan 02, 2020)
8	UNCG vs Chattanooga (Jan 11, 2020)
8	ETSU vs Chattanooga (Feb 01, 2020)

TURNOVERS

29	Furman vs Georgia Southern (Nov 10, 2019)
28	Chattanooga vs Austin Peay (Nov 24, 2019)
28	Chattanooga at UT Martin (Dec 08, 2019)
27	ETSU at North Carolina A&T (Nov 18, 2019)
26	Western Carolina vs Charleston Southern (Dec 04, 2019)

FOULS

37	ETSU at North Carolina A&T (Nov 18, 2019)
27	Mercer at Kennesaw State (Nov 13, 2019)
26	Wofford at Auburn (Nov 06, 2019)
26	Samford vs Troy (Nov 12, 2019)
26	ETSU vs Chattanooga (Feb 01, 2020)
26	ETSU at Chattanooga (Feb 29, 2020)

Southern Conference Women's Basketball Record Book



Through 2019-20 season

Scoring

Game

1.	48	Karen Pelphrey, MAR vs. Kentucky State	Feb. 22, 1984
	48	Valorie Whiteside, APP vs. Western Carolina	Jan. 23, 1986
	48	Lori Lyons, WCU vs. ETSU	Jan. 30, 1993
4.	47	Nicole Hopson, ETSU vs. Furman	Feb. 25, 1991
5.	45	Valorie Whiteside, APP vs. Western Carolina	1985-86
	45	Regina Kirk, UTC vs. North Alabama	Dec. 18, 1987
	45	Jennifer Gardner, WCU vs. Georgia Southern	March 5, 2005
8.	44	Karen Pelphrey, MAR vs. South Carolina	Jan. 15, 1984
	44	Valorie Whiteside, APP vs. Lenoir-Rhyne	Feb. 4, 1985
	44	Shannon Thomas, APP vs. New Mexico State	Feb. 22, 1991

Season

1.	776	Valorie Whiteside, Appalachian State	1986-87
2.	758	Valorie Whiteside, Appalachian State	1984-85
3.	732	Karen Pelphrey, Marshall	1985-86
4.	728	Karen Pelphrey, Marshall	1984-85
	728	DeShawne Blocker, ETSU	1994-95
6.	718	Precious Bridges, Mercer	2014-15
7.	712	Valorie Whiteside, Appalachian State	1987-88
8.	698	Valorie Whiteside, Appalachian State	1985-86
9.	677	Alex Anderson, Chattanooga	2006-07
10.	660	Lucy Mason, UNCG	2015-16

Career

1.	2,944	Valorie Whiteside, Appalachian State	1984-88
2.	2,376	Regina Kirk, Chattanooga	1984-88
3.	2,275	Kahlia Lawrence, Mercer	2014-18
4.	2,169	Rushia Brown, Furman	1989-94
5.	2,163	Karen Pelphrey, Marshall	1983-86
6.	2,151	Katie Beck, ETSU	1984-88
7.	2,084	DeShawne Blocker, ETSU	1991-95
	2,084	Nadine Soliman, UNCG	2016-20
9.	2,020	Ali Ford, Elon	2009-13
10.	1,932	Tianna Tarter, ETSU	2014-18


Scoring average

Season

	Avg	G	Pts.		
1.	27.1	28	758	Valorie Whiteside, Appalachian State	1984-85
2.	26.1	28	732	Karen Pelphrey, Marshall	1985-86
3.	25.4	28	712	Valorie Whiteside, Appalachian State	1987-88
4.	25.0	31	776	Valorie Whiteside, Appalachian State	1986-87
5.	25.1	29	728	Karen Pelphrey, Marshall	1984-85
6.	24.3	30	730	DeShawne Blocker, ETSU	1994-95
7.	24.1	29	698	Valorie Whiteside, Appalachian State	1985-86
8.	23.4	28	654	Regina Kirk, Chattanooga	1987-88
9.	22.4	28	626	Nicole Hopson, ETSU	1990-91
10.	22.3	28	623	Angela Crosby, Appalachian State	1993-94

Career

1.	25.4	Valorie Whiteside, Appalachian State	1984-88
2.	21.9	Angela Crosby, Appalachian State	1992-96
3.	21.2	Regina Kirk, Chattanooga	1984-88
4.	20.5	Katie Beck, ETSU	1984-88
5.	19.5	DeShawne Blocker, ETSU	1991-95
6.	19.0	Rushia Brown, Furman	1989-94
7.	17.2	Jenny Nett, Wofford	1997-02
8.	17.1	Kahlia Lawrence, Mercer	2014-18
9.	16.5	Tianna Tarter, ETSU	2014-18
10.	16.3	Nadine Soliman, UNCG	2016-20



Appalachian State's Valorie Whiteside holds numerous SoCon records, including those for points in a season and a career.

Field goals made

Game

1.	24	Karen Pelphrey, MAR vs. Kentucky State	Feb. 22, 1984
2.	20	Valorie Whiteside, APP vs. Western Carolina	Jan. 23, 1986
	20	Lori Lyons, WCU vs. ETSU	Jan. 30, 1993
4.	19	Regina Kirk, UTC vs. North Alabama	Dec. 18, 1987
5.	18	Precious Bridges, MER vs. Saint Louis	Nov. 28, 2014
6.	17	Rushia Brown, FUR vs. Appalachian State	Jan. 30, 1993
	17	Chloe Wanink, WOF vs. Western Carolina	Jan. 10, 2019
	16	Regina Kirk, UTC vs. Austin Peay	Dec. 3, 1987
	16	Kahlia Lawrence, MER vs. Furman	Feb. 27, 2016
	16	Erica Haynes-Overton, ETSU vs. App. State	Nov. 29, 2018

Season

1.	314	Karen Pelphrey, Marshall	1983-84
2.	306	Valorie Whiteside, Appalachian State	1986-87
3.	286	Valorie Whiteside, Appalachian State	1987-88
4.	282	Valorie Whiteside, Appalachian State	1985-86
5.	279	Valorie Whiteside, Appalachian State	1984-85
6.	274	Katie Beck, ETSU	1985-86
7.	272	Regina Kirk, Chattanooga	1987-88
	272	Alex Anderson, Chattanooga	2006-07
9.	263	Precious Bridges, Mercer	2014-15
10.	253	Kahlia Lawrence, Mercer	2017-18

Career

1.	1,153	Valorie Whiteside, Appalachian State	1984-88
2.	964	Regina Kirk, Chattanooga	1984-88
3.	931	Kahlia Lawrence, Mercer	2014-18
4.	908	Rushia Brown, Furman	1989-94
5.	809	Kim Brown, Chattanooga	1988-93
6.	751	Nadine Soliman, UNCG	2016-20
7.	730	Sophia Aleksandravicius, Davidson	2009-13
8.	714	Karen Robinson, Appalachian State	1983-87
9.	711	Janice Rhynehardt, Furman	1988-92
10.	678	Anna Freeman, Appalachian State	2009-13

INDIVIDUAL RECORDS



Field-goal attempts

Game			
1.	39	Precious Bridges, MER vs. Saint Louis	Nov. 28, 2014
2.	37	Lori Lyons, WCU vs. ETSU	Jan. 30, 1993
3.	32	Whitney Hood, UTC vs. Wofford	Jan. 2, 2011
4.	31	Erica Haynes-Overton	Nov. 5, 2019
5.	30	Valorie Whiteside, APP vs. Marshall	Jan. 26, 1985
	30	Regina Kirk, UTC vs. ETSU	March 10, 1988
7.	29	Alex Anderson, UTC vs. Western Carolina	Jan. 13, 2007
	29	Kahlia Lawrence, MER vs. Furman	Feb. 27, 2016
9.	28	Ali Ford, Elon vs. Virginia Tech	Nov. 11, 2010
	28	Precious Bridges, MER vs. College of Charleston	Dec. 21, 2014
	28	Kahlia Lawrence, MER vs. Georgia	Mar. 17, 2018

Season

1.	658	Precious Bridges, Mercer	2014-15
2.	598	Valorie Whiteside, Appalachian State	1987-88
3.	593	Kahlia Lawrence, Mercer	2015-16
4.	576	Lucy Mason, UNCG	2015-16
5.	566	Kahlia Lawrence, Mercer	2017-18
6.	549	KeKe Calloway, Mercer	2018-19
7.	544	Kahlia Lawrence, Mercer	2016-17
8.	534	Le'Jzae Davidson, Furman	2018-19
9.	532	Valorie Whiteside, Appalachian State	1986-87
	532	Nadine Soliman, UNCG	2016-17

Career

1.	2,231	Valorie Whiteside, Appalachian State	1984-88
2.	2,182	Kahlia Lawrence, Mercer	2014-18
3.	1,912	Regina Kirk, Chattanooga	1984-88
4.	1,801	Nadine Soliman, UNCG	2016-20
5.	1,773	KeKe Calloway, Mercer	2015-19
6.	1,757	Lucy Mason, UNCG	2012-16
7.	1,729	Ali Ford, Elon	2009-13
8.	1,670	Le'Jzae Davidson, Furman	2016-20
9.	1,657	Kim Brown, Chattanooga	1989-93
10.	1,615	Sophia Aleksandravicius, Davidson	2009-13

Field-goal percentage

Game (minimum 8 made)

1.	100.0 (11-11)	Melissa Chambers, CofC vs. Anderson	Jan. 18, 2006
	100.0 (11-11)	Rushia Brown, FUR vs. Campbell	Nov. 24, 1990
	100.0 (11-11)	Karen Mason, WCU vs. Eastern Kentucky	Feb. 1, 1995
	100.0 (11-11)	Melinda Goodson, UNCG vs. Wofford	Feb. 26, 1999
5.	100.0 (10-10)	Regina Ikard, APP vs. Radford	Nov. 26, 1991
	100.0 (10-10)	Monique McClelland, GSU vs. APP	Jan. 23, 1992
	100.0 (10-10)	DeShawne Blocker, ETSU vs. WCU	Feb. 22, 1995
8.	100.0 (9-9)	Susan Lance, UTC vs. Appalachian State	Feb. 22, 1987
	100.0 (9-9)	Mahagony Williams, WOF vs. APP	Feb. 25, 2008
10.	100.0 (8-8)	Megan Jackson, ETSU vs. Chattanooga	Dec. 29, 2001
	100.0 (8-8)	Brittany Hodges, FUR vs. Elon	Feb. 23, 2013
	100.0 (8-8)	Destiny Mitchell, ETSU vs. Alabama A&M	Dec. 6, 2014
	100.0 (8-8)	Teanna Robinson, MER vs. UNCG	Jan. 12, 2015

Season (minimum 5 made per game)

1.	64.6 (190-294)	DeShawne Blocker, ETSU	1992-93
2.	64.4 (139-216)	Kristen Ferrucci, Davidson	1994-95
3.	64.0 (222-347)	Angela Crosby, Appalachian State	1992-93
4.	63.7 (160-251)	Sharon Mitchell, Georgia Southern	1997-98
5.	63.7 (221-347)	Angela Crosby, Appalachian State	1992-93
6.	63.0 (289-459)	DeShawne Blocker, ETSU	1994-95
7.	62.0 (160-258)	Monique McClelland, Georgia Southern	1992-93
8.	61.4 (242-394)	Rushia Brown, Furman	1989-94
9.	61.3 (231-377)	Katie Beck, ETSU	1986-87

Career (minimum 400 made)

1.	63.8 (408-640)	Celena Taborn, Furman	2017-pres.
2.	62.8 (429-683)	Angela Crosby, Appalachian State	1992-95
3.	59.8 (839-1,403)	DeShawne Blocker, ETSU	1991-95
4.	59.1 (908-1,536)	Rushia Brown, Furman	1989-94
5.	58.0 (538-927)	Andrea Autrey, Georgia Southern	1991-95
6.	56.4 (897-1,591)	Katie Beck, ETSU	1984-88
7.	55.4 (532-960)	Sharon Mitchell, Georgia Southern	1996-01
8.	53.8 (523-972)	Telly Hall, Georgia Southern	1994-98
9.	53.6 (594-1,109)	Shanara Hollinquest, Chattanooga	2006-10
10.	53.2 (411-773)	Ashlen Dewart, Appalachian State	2009-11

3-point field goals made

Game

1.	12	KeKe Calloway, MER vs. Furman	Jan. 6, 2018
1.	9	Alex Thompson, DAV vs. Appalachian State	Dec. 6, 2008
2.	8	Amy Engle, ETSU vs. South Carolina State	Dec. 2, 1996
	8	Marchetta Winton, UTC vs. Georgia State	Dec. 14, 1988
	8	Becky Haus, FUR vs. Georgia State	Jan. 21, 1991
	8	Lori Lyons, WCU vs. ETSU	Jan. 30, 1993
	8	Haley Cook, FUR vs. Charleston Southern	Jan. 21, 1998
	8	Alie Rousseau, GSU vs. Appalachian State	Feb. 8, 2000
	8	Tierra Bumbrey, Elon vs. Western Carolina	Feb. 11, 2008
	8	Raegan Thompson, FUR vs. UNC Asheville	Dec. 12, 2010
	8	Zora Stephenson, Elon vs. Virginia Intermont	Nov. 18, 2011
	8	Lacie Dowling, GSU vs. Detroit	Nov. 30, 2013
	8	Allison Beasley, FUR vs. Southern Wesleyan	Dec. 13, 2014
	8	Lindsay Simpson, WCU vs. Montreat	Jan. 5, 2015
	8	Cassidy Williams, SAM vs. Wofford	Feb. 2, 2019
	8	Chloe Wanink, WOF vs. Auburn	Nov. 6, 2019

Season

1.	99	KeKe Calloway, Mercer	2017-18
2.	95	Alyssa Frye, College of Charleston	2012-13
3.	92	Ali Ford, Elon	2010-11
4.	90	Brooke Hand, Chattanooga	2006-07
5.	90	Kelly O'Conner, Furman	2010-11
	90	Shamauria Bridges, ETSU	2016-17
7.	87	Marcheta Winton, Chattanooga	1988-89
8.	89	Le'Jzae Davidson, Furman	2019-20
	87	Ali Ford, Elon	2011-12
10.	85	Brooke Hand, Chattanooga	2005-06

Career

1.	338	Ali Ford, Elon	2009-13
2.	324	Le'Jzae Davidson, Furman	2016-20
3.	315	Brooke Hand, Chattanooga	2004-08
4.	298	KeKe Calloway, Mercer	2015-19
5.	276	Emily London, Samford	2008-11
6.	250	Hannah Nichols, Samford	2013-18
7.	248	Shamauria Bridges, ETSU	2014-17
8.	235	Chloe Wanink, Wofford	2015-20
9.	230	Sam Ramirez, Appalachian State	2007-11
10.	229	Kayla Christopher, Chattanooga	2009-13

3-point field-goal attempts

Game

1.	20	Lori Lyons, WCU vs. ETSU	Jan. 30, 1993
2.	18	Hannah Nichols, SAM vs. Mercer	Feb. 2, 2015
	18	KeKe Calloway, MER vs. Furman	Jan. 6, 2018
3.	17	Alyssa Frye, CofC vs. Elon	Jan. 20, 2013
	17	Linnea Rosendal, MER vs. Col. of Charleston	Dec. 30, 2015
	17	Le'Jzae Davidson, FUR vs. Mississippi State	Nov. 21, 2018
	17	Chloe Wanink, WOF vs. Auburn	Nov. 6, 2019
	17	Le'Jzae Davidson, FUR vs. Chattanooga	Feb. 13, 2020
8.	16	Marchetta Winton, UTC vs. UAB	Jan. 30, 1989
	16	Alie Rousseau, GSU vs. Col. of Charleston	Jan. 5, 2002

16	Shamauria Bridges, ETSU vs. Virginia Tech	Nov. 29, 2014
16	Le'Jzae Davidson, FUR vs. Elon	Dec. 30, 2019

Season

1.	290	Le'Jzae Davidson, Furman	2018-19
2.	281,	Le'Jzae Davidson, Furman	2019-20
3.	277	Ali Ford, Elon	2010-11
4.	275	Alyssa Frye, College of Charleston	2012-13
5.	261	Ali Ford, Elon	2009-10
6.	260	Shamauria Bridges, ETSU	2016-17
7.	256	Le'Jzae Davidson, Furman	2017-18
8.	255	KeKe Calloway, Mercer	2017-18
9.	253	Kelly O'Conner, Furman	2010-11
10.	252	Shamauria Bridges, ETSU	2014-15

Career

1.	1,048	Le'Jzae Davidson, Furman	2016-20
2.	1,001	Ali Ford, Elon	2009-13
3.	899	KeKe Calloway, Mercer	2015-19
4.	833	Brooke Hand, Chattanooga	2004-08
5.	767	Le'Jzae Davidson, Furman	2016-20
6.	739	Shamauria Bridges, ETSU	2014-17
7.	721	Nadine Soliman, UNCG	2016-20
8.	677	Jasmine Byrd, UNCG	2003-07
9.	671	Hannah Nichols, Samford	2013-18
10.	666	Sam Ramirez, Appalachian State	2007-11

3-point field-goal percentage

Game (minimum 5 made)

1.	100.0 (7-7)	Laura Murray, DAV vs. Appalachian State	Feb. 2, 2011
	100.0 (7-7)	Nadine Soliman, UNCG vs. Western Carolina	Jan. 27, 2018
2.	100.0 (6-6)	Mary Perry, GSU vs. Chattanooga	Feb. 1, 1999
	100.0 (6-6)	Jenaya Wade-Fray, UTC vs. UNCG	Jan. 29, 2007
	100.0 (6-6)	Lee Stephens, FUR vs. Charleston Southern	Jan. 8, 2008
	100.0 (6-6)	Melissa Liebschwager, FUR vs. Wofford	Feb. 2, 2008
	100.0 (6-6)	Lucy Mason, UNCG vs. ETSU	Feb. 13, 2016
7.	100.0 (5-5)	Kristi Huff, MAR vs. Baylor	1990-91
	100.0 (5-5)	Tamira Higgins, MAR vs. Chattanooga	Jan. 17, 1994
	100.0 (5-5)	Jennifer O'Brien, DAV vs. Ga. Southern	Dec. 12, 1999
	100.0 (5-5)	Katasha Brown, UTC vs. ETSU	Jan. 31, 2004
	100.0 (5-5)	Rachel King, CofC vs. Elon	2003-04
	100.0 (5-5)	Amanda Eaton, UNCG vs. Wofford	Dec. 30, 2004
	100.0 (5-5)	Jenaya Wade-Fray, UTC vs. Davidson	Jan. 8, 2007
	100.0 (5-5)	Ali Ford, Elon vs. Chattanooga	Dec. 17, 2009
	100.0 (5-5)	Ashley Lax, DAV vs. UNCG	Feb. 6, 2010
	100.0 (5-5)	Hannah Early, DAV vs. Clemson	Nov. 8, 2013
	100.0 (5-5)	Hannah Early, DAV vs. Samford	Feb. 3, 2014
	100.0 (5-5)	Chloe Wanink, WOF vs. Southern Wesleyan	Nov. 16, 2017
	100.0 (5-5)	Bria Dial, UTC vs. Wofford	Jan. 16, 2020

Season (minimum 1.5 made per game)

1.	48.3 (84-174)	Emily London, Samford	2010-11
2.	47.4 (73-154)	Chloe Wanink, Wofford	2019-20
3.	47.0 (70-149)	Melissa Liebschwager, Furman	2008-09
4.	46.4 (64-138)	Emily London, Samford	2008-09
5.	46.3 (68-147)	Emily London, Samford	2009-10
6.	45.9 (45-98)	Melissa Davis, Appalachian State	1995-96
7.	45.5 (46-101)	Jennifer O'Brien, Davidson	1997-98
8.	45.0 (45-100)	Miranda Warfield, Chattanooga	2003-04
9.	44.8 (47-105)	Meagan Gloason, Davidson	1999-00
10.	44.6 (87-195)	Marcheta Winton, Chattanooga	1988-89

Career (minimum 120 made)

1.	47.4 (276-582)	Emily London, Samford	2008-11
2.	42.4 (133-314)	Karen Gruca, Appalachian State	1989-91
3.	42.0 (235-560)	Chloe Wanink, Wofford	2015-20
4.	41.2 (161-391)	Alex Thompson, Davidson	2006-10

5.	40.7 (150-369)	Amy Engle, ETSU	1994-96
6.	40.3 (186-462)	Karen Stanley, Furman	1991-95
7.	39.9 (216-542)	Katasha Brown, Chattanooga	2002-06
8.	39.3 (149-379)	Paige Anderson, Samford	2008-12
9.	39.1 (229-586)	Kayla Christopher, Chattanooga	2009-13
10.	38.7 (170-439)	Miranda Warfield, Chattanooga	2000-04

Free throws made

Game

1.	21	Emily Holliday, WCU vs. Furman	Feb. 6, 1986
2.	17	Lucy Mason, UNCG vs. New Orleans	Dec. 17, 2015
3.	16	Valorie Whiteside, APP vs. Lenoir-Rhyne	Feb. 4, 1985
	16	Regina Kirk, UTC vs. Mercer	Feb. 3, 1987
	16	Shannon Thomas, APP vs. New Mexico State	Feb. 22, 1991
	16	Danna Simpson, GSU vs. Wofford	Dec. 21, 2000
	16	Micah Scheetz, ETSU vs. South Alabama	Dec. 20, 2019
8.	15	Tonya Bristow, FUR vs. Western Carolina	Jan. 15, 1996
	15	Jackie Smith, FUR vs. ETSU	Dec. 17, 1997
	15	Jackie Smith, FUR vs. Siena	Dec. 29, 1997
	15	Jackie Smith, FUR vs. ETSU	Jan. 31, 1998
	15	Jackie Smith, FUR vs. Middle Tennessee State	Nov. 22, 1998
	15	Melinda Goodson, UNCG vs. Davidson	Feb. 27, 1999
	15	Brittney Scarberry, CofC vs. Appalachian State	Jan. 12, 2002
	15	Jenny Nett, WOF vs. Appalachian State	Jan. 15, 2002
	15	Shanara Hollinquest, UTC vs. Samford	Jan. 17, 2009
	15	Le'Jzae Davidson, FUR vs. Fairfield	Dec. 20, 2018

Season

1.	212	Jackie Smith, Furman	1999-00
2.	207	Jackie Smith, Furman	1998-99
3.	182	Beth Laney, Appalachian State	1986-87
4.	181	Shanara Hollinquest, Chattanooga	2009-10
5.	176	Jackie Smith, Furman	1997-98
6.	173	Lucy Mason, UNCG	2015-16
7.	167	Precious Bridges, Mercer	2014-15
8.	158	Monique Dawson, Western Carolina	2006-07
9.	157	Gwen Thomas, Georgia Southern	1991-92
10.	156	Shanara Hollinquest, Chattanooga	2008-09

Career

1.	724	Jackie Smith, Furman	1996-00
2.	638	Valorie Whiteside, Appalachian State	1984-88
3.	498	Shanara Hollinquest, Chattanooga	2006-10
4.	446	Tianna Tarter, ETSU	2014-18
5.	444	Jennifer Gardner, Western Carolina	2001-05
6.	439	Lucy Mason, UNCG	2012-16
7.	438	Jenny Nett, Wofford	1997-02
8.	423	Tommi Paris, Furman	2002-06
9.	418	Regina Kirk, Chattanooga	1984-88
10.	414	Beth Laney, Appalachian State	1985-89

Free-throw attempts

Game

1.	25	Emily Holliday, WCU vs. Furman	Feb. 6, 1986
2.	24	Valorie Whiteside, APP vs. Lenoir-Rhyne	Feb. 4, 1985
3.	22	Rushia Brown, FUR vs. College of Charleston	Dec. 4, 1992
4.	20	Lucy Mason, UNCG vs. New Orleans	Dec. 17, 2015
5.	19	Regina Kirk, UTC vs. Mercer	Feb. 3, 1987
	19	Tonya Bristow, FUR vs. Western Carolina	Jan. 15, 1996
	19	Melinda Goodson, UNCG vs. Campbell	Dec. 30, 1997
8.	18	Regina Kirk, Chattanooga	Dec. 6, 1986
	18	Gwen Thomas, GSU vs. Villanova	Nov. 20, 1991
	18	Andrea Autrey, GSU vs. Western Carolina	Feb. 25, 1995
	18	Sharon Mitchell, GSU vs. Davidson	Dec. 30, 1997

INDIVIDUAL RECORDS



Davidson's Jennifer O'Brien is tied for second in SoCon history in career steals and is among the all-time leaders in assists and 3-point field-goal percentage.

Season

1.	338	Valorie Whiteside, Appalachian State	1984-85
2.	269	Jackie Smith, Furman	1999-00
3.	256	Jackie Smith, Furman	1998-99
4.	252	Shanara Hollinquest, Chattanooga	2009-10
5.	242	Shanara Hollinquest, Chattanooga	2008-09
6.	217	Gwen Thomas, Georgia Southern	1991-92
7.	213	Lucy Mason, UNCG	
8.	212	Regina Kirk, Chattanooga	1986-87
9.	211	Regina Kirk, Chattanooga	1984-85
	211	Telly Hall, Georgia Southern	1997-98

Career

1.	1,173	Valorie Whiteside, Appalachian State	1984-88
2.	950	Jackie Smith, Furman	1996-00
3.	781	Regina Kirk, Chattanooga	1984-88
4.	734	Shanara Hollinquest, Chattanooga	2006-10
5.	724	Jackie Smith, Furman	1996-00
6.	654	Telly Hall, Georgia Southern	1994-98
7.	619	Roxanne Williams, Western Carolina	1988-91
8.	599	Lucy Mason, UNCG	2012-16
9.	597	Tianna Tarter, ETSU	2014-18
10.	568	Melinda Goodson, UNCG	1996-00

Free-throw percentage

Game (minimum 12 made)

1.	100.0 (16-16)	Danna Simpson, GSU vs. Wofford	Jan. 24, 1998
2.	100.0 (14-14)	Beth Laney, APP vs. Stephen F. Austin	March 20, 1987
	100.0 (14-14)	Lori Lyons, WCU vs. Navy	Dec. 5, 1992
	100.0 (14-14)	Kerry Brown, DAV vs. Wofford	Jan. 24, 1998
	100.0 (14-14)	Amanda Eaton, UNCG vs. CofC	Feb. 9, 2004
	100.0 (14-14)	Shanara Hollinquest, UTC vs. Samford	March 8, 2010
7.	100.0 (13-13)	Tommi Paris, FUR vs. Georgia Southern	Jan. 17, 2005
	100.0 (13-13)	Justin Taylor, WCU vs. Furman	March 8, 2014
	100.0 (13-13)	Taylor Petty, FUR vs. Elon	Dec. 30, 2019
10.	100.0 (12-12)	Monique Dawson, WCU vs. Middle Tennessee	Dec. 2, 2007
	100.0 (12-12)	Maryah Sydnor, APP vs. Radford	Dec. 16, 2013

Season (minimum 2.5 made per game)

1.	93.6 (117-125)	Emily London, Samford	2010-11
2.	92.7 (102-110)	Tommi Paris, Furman	2005-06
3.	92.3 (96-104)	Lea Ann Parsley, Marshall	1989-90
4.	90.8 (89-98)	Ali Ford, Elon	2012-13
5.	90.2 (83-92)	Emily London, Samford	2008-09
6.	90.2 (101-112)	Emily London, Samford	2009-10
7.	88.7 (94-106)	Maryah Sydnor, Appalachian State	2012-13
8.	87.9 (109-124)	Anna Freeman, Appalachian State	2012-13
9.	87.8 (115-131)	Jamie Navarro, Georgia Southern	2009-10
10.	87.8 (122-139)	Cierra Carter, Furman	2017-18

Career (minimum 200 made)

1.	91.5 (301-329)	Emily London, Samford	2008-11
2.	87.8 (237-270)	Maryah Sydnor, Appalachian State	2012-14
3.	85.1 (423-497)	Tommi Paris, Furman	2002-06
4.	84.5 (279-330)	Lakelyn Bouldin, Chattanooga	2016-20
5.	84.1 (364-433)	Karen Stanley, Furman	1991-95
6.	83.8 (202-241)	Jane Dalton, Appalachian State	1984-88
7.	835 (218-261)	Alex Thompson, Davidson	2006-10
8.	83.3 (355-426)	Anna Freeman, Appalachian State	2009-13
9.	83.2 (352-423)	Lee Stephens, Furman	2006-10
10.	83.1 (217-261)	Paige Anderson, Samford	2008-12

Rebounds

Game

1.	28	DeShawne Blocker, ETSU vs. Covenant	Jan. 4, 1994
2.	26	Valorie Whiteside, APP vs. Furman	Feb. 26, 1985
	26	Katie Beck, ETSU vs. Charleston (W.Va.)	Dec. 7, 1985
	26	Katie Beck, ETSU vs. Radford	Dec. 5, 1985
	26	Sherae Bonner, WCU vs. Livingstone	Nov. 17, 2014
6.	25	DeShawne Blocker, ETSU vs. Marshall	Feb. 13, 1993
7.	24	DeShawne Blocker, ETSU vs. Davidson	Feb. 26, 1994
	24	Brittany Hodges, FUR vs. Davidson	Nov. 14, 2014
9.	23	Valorie Whiteside, APP vs. Lenoir-Rhyne	Feb. 4, 1985
	23	Valorie Whiteside, APP vs. Wofford	Nov. 23, 1985
	23	Kim Bush, UTC vs. Mercer	Jan. 21, 1986
	23	Charlene Penland, WCU vs. ETSU	Feb. 24, 1990
	23	Natalie Cleckley, FUR vs. Western Carolina	Jan. 9, 1991
	23	Jenette Reed, MAR vs. Campbell	Dec. 29, 1992
	23	Erin Butcher, DAV vs. Lynchburg	Jan. 30, 1993

Season

1.	450	DeShawne Blocker, ETSU	1993-94
2.	441	Katie Beck, ETSU	1987-88
3.	435	Valorie Whiteside, Appalachian State	1984-85
4.	386	Ije Ajemba, UNCG	2017-18
5.	362	Katie Beck, ETSU	1985-86
6.	356	Kim Horsey, Chattanooga	1983-84
	356	Natalie Cleckley, Furman	1990-91
8.	349	Amanda Thompson, Mercer	2015-19
8.	347	Sophia Aleksandravicius, Davidson	2012-13
9.	345	DeShawne Blocker, ETSU	1994-95
10.	342	Katie Beck, ETSU	1986-87

Career

1.	1,404	Katie Beck, ETSU	1984-88
2.	1,369	Valorie Whiteside, Appalachian State	1984-88
3.	1,361	DeShawne Blocker, ETSU	1991-95
4.	1,143	Sophia Aleksandravicius, Davidson	2009-13
5.	1,102	Natalie Cleckley, Furman	1987-91
6.	1,086	Regina Kirk, Chattanooga	1984-88
7.	1,056	Jackie Smith, Furman	1996-00
8.	1,023	Rushia Brown, Furman	1989-94
9.	1,010	Alex Anderson, Chattanooga	2004-08
10.	1,008	Anna Freeman, Appalachian State	2009-13

Rebounding average

Season

1.	17.6 (25-441)	Katie Beck, ETSU	1987-88
2.	17.3 (26-450)	DeShawne Blocker, ETSU	1993-94
3.	15.5 (28-435)	Valorie Whiteside, Appalachian State	1984-85
4.	13.7 (25-342)	Katie Beck, ETSU	1986-87
5.	13.0 (25-326)	DeShawne Blocker, ETSU	1992-93
6.	12.9 (28-362)	Katie Beck, ETSU	1985-86
7.	12.7 (28-356)	Natalie Cleckley, Furman	1990-91
8.	12.5 (31-386)	Ije Ajemba, UNCG	2017-18
8.	11.5 (30-345)	DeShawne Blocker, ETSU	1994-95
10.	10.8 (31-335)	Jackie Smith, Furman	1999-00

Career

1.	13.4 (105-1,404)	Katie Beck, ETSU	1984-88
2.	12.7 (107-1,361)	DeShawne Blocker, ETSU	1991-95
3.	11.8 (116-1,369)	Valorie Whiteside, Appalachian State	1984-88
4.	11.7 (62-725)	Tonya Bristowe, Furman	1994-98
5.	10.1 (44-444)	Erin Butcher, Davidson	1992-94
6.	9.7 (112-1,086)	Regina Kirk, Chattanooga	1984-88
7.	9.6 (115-1,102)	Natalie Cleckley, Furman	1987-91
8.	9.3 (100-929)	Shannon Thomas, Appalachian State	1988-92

Assists

Game

1.	20	Kim Skala, ETSU vs. Virginia Tech	Jan. 20, 1986
	20	Susan Lance, UTC vs. Mercer	Jan. 31, 1987
3.	19	Kim Skala, ETSU vs. Appalachian State	Feb. 20, 1986
	19	Kim Skala, ETSU vs. Western Carolina	Feb. 17, 1986
5.	17	Kim Skala, ETSU vs. Georgetown	Nov. 24, 1986
	17	Susan Lance, UTC vs. ETSU	Feb. 25, 1987
7.	16	Susan Lance, UTC vs. ETSU	Feb. 7, 1987
	16	Amy Wales, UTC vs. Marshall	Jan. 13, 1990
	16	Sydni Means, MER vs. North Carolina	Dec. 28, 2017
10.	15	Whitney Bunn, FUR vs. Coastal Carolina	Dec. 3, 2014
	15	Sydni Means, MER vs. Furman	Jan. 6, 2018

Season

1.	285	Kim Skala, ETSU	1985-86
2.	264	Sydni Means, Mercer	2017-18
3.	234	Kim Skala, ETSU	1984-85
4.	226	Whitney Bunn, Furman	2014-15
5.	216	Sydni Means, Mercer	2016-17
6.	208	Amy Wales, Chattanooga	1989-90
7.	206	Jill Brown, College of Charleston	2012-13
8.	202	Kim Skala, ETSU	1986-87
9.	192	Karla May, Marshall	1984-85
10.	191	Brigid Morrissey, Furman	2013-14

Career

1.	842	Kim Skala, ETSU	1983-87
2.	686	Sydni Means, Mercer	2014-18
3.	660	Jane Dalton, Appalachian State	1984-88
4.	648	Nancy Smith, Chattanooga	1987-91
5.	588	Jennifer O'Brien, Davidson	1996-00
6.	568	Shannon Spencer, Appalachian State	1992-96
7.	562	Whitney Bunn, Furman	2013-17
8.	536	Karla May, Marshall	1983-86
9.	512	Amy Wales, Chattanooga	1987-91
10.	509	Jan Cameron, Chattanooga	1990-94

Assists average

Season

1.	10.6 (27-285)	Kim Skala, ETSU	1985-86
2.	8.7 (27-234)	Kim Skala, ETSU	1984-85
3.	8.1 (25-202)	Kim Skala, ETSU	1986-87
4.	8.0 (33-264)	Sydni Means, Mercer	2017-18
5.	7.4 (26-192)	Karla May, Marshall	1984-85
6.	7.2 (29-208)	Amy Wales, Chattanooga	1989-90
7.	6.8 (33-226)	Whitney Bunn, Furman	2014-15
8.	6.8 (27-184)	Jennifer O'Brien, Davidson	1997-98
9.	6.8 (32-216)	Sydni Means, Mercer	2016-17
10.	6.6 (28-184)	Nancy Smith, Chattanooga	1988-89

Career

1.	8.0 (105-841)	Kim Skala, ETSU	1983-87
2.	5.9 (110-648)	Nancy Smith, Chattanooga	1987-91
3.	5.8 (119-686)	Sydni Means, Mercer	2014-18
4.	5.7 (116-660)	Jane Dalton, Appalachian State	1984-88
5.	5.4 (108-588)	Jennifer O'Brien, Davidson	1996-00
6.	5.1 (112-568)	Shannon Spencer, Appalachian State	1992-96
7.	4.8 (118-562)	Whitney Bunn, Furman	2013-17
	4.8 (91-434)	Da'Ja Green, Wofford	2017-20
9.	4.5 (115-512)	Amy Wales, Chattanooga	1987-91
10.	4.4 (115-511)	Charity Brown, Samford	2016-20

Blocked shots

Game

1.	12	Sharon Deal, MAR vs. Youngstown State	Jan. 4, 1989
2.	10	Sophia Aleksandravicius, DAV vs. Furman	Feb. 16, 2013
3.	9	Sharon Deal, MAR vs. Appalachian State	Feb. 25, 1989
	9	Sophia Aleksandravicius, DAV vs. Furman	Jan. 30, 2012
	9	Teanna Robinson, MER vs. Saint Louis	Nov. 28, 2014
	9	Jasmine Joyner, UTC vs. Bowling Green	Nov. 20, 2016
	9	Jasmine Joyner, UTC vs. ETSU	Jan. 14, 2017
8.	8	Sharon Deal, MAR vs. Furman	Jan. 15, 1989
	8	Jennifer Weurding, WOF vs. North Carolina A&T	Nov. 26, 2005
	8	Jennifer Weurding, WOF vs. Appalachian State	Feb. 12, 2007
	8	Anna Freeman, APP vs. Bowling Green	Dec. 23, 2009
	8	Catherine Williams, APP vs. Davidson	Jan. 23, 2010
	8	Sophia Aleksandravicius, DAV vs. Ga. Southern	Dec. 1, 2012
	8	Jasmine Joyner, UTC vs. Notre Dame	Nov. 21, 2014
	8	Jasmine Joyner, UTC vs. Western Carolina	Jan. 13, 2016
	8	Jasmine Joyner, UTC vs. Wofford	Feb. 6, 2016
	8	Jasmine Joyner, UTC vs. Samford	March 4, 2016
	8	Jasmine Joyner, UTC vs. Stetson	Dec. 5, 2016
	8	Jasmine Joyner, UTC at Wofford	Jan. 26, 2017
	8	Shannon Titus, MER vs. Furman	Feb. 8, 2020

Season

1.	132	Jasmine Joyner, Chattanooga	2014-15
2.	126	Jasmine Joyner, Chattanooga	2015-16
3.	122	Jasmine Joyner, Chattanooga	2016-17
4.	117	Sharon Deal, Marshall	1988-89
5.	102	Sophia Aleksandravicius, Davidson	2012-13
6.	95	Sophia Aleksandravicius, Davidson	2010-11
7.	93	Sophia Aleksandravicius, Davidson	2011-12
8.	92	Anna Freeman, Appalachian State	2009-10
9.	81	Jennifer Weurding, Wofford	2006-07
10.	71	Sharon Deal, Marshall	1987-88
	71	Courtney Nyborg, Elon	2003-04

Career

1.	436	Jasmine Joyner, Chattanooga	2013-17
2.	339	Sophia Aleksandravicius, Davidson	2009-13
3.	265	Anna Freeman, Appalachian State	2009-13
4.	253	Jennifer Weurding, Wofford	2003-07
5.	235	Mahogany Williams, Wofford	2007-11

INDIVIDUAL RECORDS



6.	227	Kelsey Evans, Elon	2009-13
7.	221	Alex Anderson, Chattanooga	2004-08
8.	195	Valorie Whiteside, Appalachian State	1984-88
9.	193	Rushia Brown, Furman	1989-94
10.	188	Sharon Deal, Marshall	1987-89

Blocked-shots average

Season

1.	4.2 (28-117)	Sharon Deal, Marshall	1988-89
2.	4.0 (33-132)	Jasmine Joyner, Chattanooga	2014-15
3.	3.9 (32-126)	Jasmine Joyner, Chattanooga	2015-16
4.	3.8 (32-122)	Jasmine Joyner, Chattanooga	2016-17
5.	3.1 (31-95)	Sophia Aleksandravicius, Davidson	2010-11
6.	2.9 (31-91)	Sophia Aleksandravicius, Davidson	2011-12
7.	2.9 (35-102)	Sophia Aleksandravicius, Davidson	2012-13
8.	2.6 (27-71)	Sharon Deal, Marshall	1987-88
9.	2.6 (35-92)	Anna Freeman, Appalachian State	2009-10
10.	2.5 (26-65)	Jeanne Marvel, Western Carolina	1986-87

Career

1.	3.6 (122-436)	Jasmine Joyner, Chattanooga	2013-17
2.	3.4 (55-188)	Sharon Deal, Marshall	1987-89
3.	2.7 (127-339)	Sophia Aleksandravicius, Davidson	2009-13
4.	2.4 (52-127)	Jeanne Marvel, Western Carolina	1986-88
5.	2.3 (108-253)	Jennifer Weurding, Wofford	2003-07
6.	2.0 (132-265)	Anna Freeman, Appalachian State	2009-13
	2.0 (119-235)	Mahagony Williams, Wofford	2007-11
8.	1.8 (124-227)	Kelsey Evans, Elon	2009-13
	1.8 (58-109)	Arianne Whitaker, Chattanooga	2017-19
10.	1.7 (114-193)	Rushia Brown, Furman	1990-9
	1.7 (116-195)	Valorie Whiteside, Appalachian State	1984-88

Steals

Game

1.	14	Stephanie Wine, MAR vs. Western Carolina	Jan. 23, 1995
2.	13	Valorie Whiteside, APP vs. College of Charleston	Jan. 9, 1988
3.	12	Rachel Brittenham, WOF vs. Western Carolina	Feb. 21, 2011
4.	11	Chris McClure, UTC vs. Appalachian State	1984-85
	11	Jennifer O'Brien, DAV vs. Furman	Jan. 11, 1999
	11	Kristen Boone, UNCG vs. UNC Wilmington	Nov. 12, 2006
	11	Whitney Tossie, APP vs. Elon	Dec. 16, 2006



Chattanooga's Jasmine Joyner is the SoCon's career leader in blocks (436) and blocks per game (3.6).

11	Erica Haynes-Overton, ETSU vs. Murray State	Nov. 29, 2017	
11	Tianna Tarter, ETSU vs. Winthrop	Dec. 3, 2017	
8.	10	Karla May, MAR vs. West Virginia State	Nov. 25, 1983
	10	Emily Holliday, WCU vs. Tusculum	Dec. 3, 1985
	10	Jenelle Stephenson, MAR vs. ETSU	Jan. 18, 1988
	10	Lucy Dunn, FUR vs. ETSU	Jan. 30, 1988
	10	Karen Stanley, FUR vs. ETSU	Jan. 31, 1994
	10	Tiffany Lanier, GSU, vs. South Carolina	Dec. 3, 2003
	10	Liz Miller, WOF vs. Davidson	Jan. 31, 2009
	10	Shon Redmond, Elon vs. UNCW	Nov. 18, 2012

Season

1.	122	Tracy Krueger, Marshall	1992-93
	122	Anna Freeman, Appalachian State	2011-12
3.	121	Kristen Boone, UNCG	2004-05
4.	117	Jennifer O'Brien, Davidson	1999-00
5.	113	Whitney Tossie, Appalachian State	2006-07
6.	112	Nancy Smith, Chattanooga	1988-89
7.	108	Erica Haynes-Overton, ETSU	2017-18
8.	106	Shannon Spencer, Appalachian State	1994-95
9.	101	Janna Magette, Davidson	2000-01
	101	Tiffany Lanier, Georgia Southern	2000-01
	101	Tiffany Lanier, Georgia Southern	2002-03
	101	Kristen Boone, UNCG	2005-06

Career

1.	383	Anna Freeman, Appalachian State	2009-13
2.	368	Nancy Smith, Chattanooga	1987-91
	368	Jennifer O'Brien, Davidson	1996-00
4.	356	Nancy Smith, Chattanooga	1987-91
5.	351	Whitney Tossie, Appalachian State	2004-08
6.	341	Shannon Spencer, Appalachian State	1992-95
7.	338	Rushia Brown, Furman	1989-94
8.	315	Kristen Boone, UNCG	2004-09
9.	307	Valorie Whiteside, Appalachian State	1984-88
10.	293	Anna Freeman, Appalachian State	2009-12

Steals average

Season

1.	4.4 (28-122)	Tracy Krueger, Marshall	1992-93
2.	4.3 (27-117)	Jennifer O'Brien, Davidson	1999-00
3.	4.3 (28-121)	Kristen Boone, UNCG	2004-05
4.	4.0 (28-112)	Nancy Smith, Chattanooga	1988-89
5.	3.9 (26-101)	Kristen Boone, UNCG	2005-06
6.	3.8 (28-106)	Shannon Spencer, Appalachian State	1994-95
7.	3.6 (28-101)	Janna Magette, Davidson	2000-01
8.	3.6 (30-108)	Erica Haynes-Overton, ETSU	2017-18
9.	3.6 (34-122)	Anna Freeman, Appalachian State	2011-12
10.	3.5 (28-99)	Jennifer O'Brien, Davidson	1998-99
	3.5 (28-99)	Janna Magette, Davidson	2000-01

Career

1.	3.71 (85-315)	Kristen Boone, UNCG	2004-09
2.	3.45 (65-224)	Erica Haynes-Overton, ETSU	2017-19
3.	3.41 (108-368)	Jennifer O'Brien, Davidson	1996-00
4.	3.24 (110-356)	Nancy Smith, Chattanooga	1987-91
5.	3.04 (112-341)	Shannon Spencer, Appalachian State	1992-96
6.	3.03 (116-351)	Whitney Tossie, Appalachian State	2004-08
7.	2.96 (114-338)	Rushia Brown, Furman	1989-94
8.	2.90 (132-383)	Anna Freeman, Appalachian State	2009-13
9.	2.76 (114-315)	Liz Miller, Wofford	2005-09
10.	2.65 (116-307)	Valorie Whiteside, Appalachian State	1984-88

Scoring

Game

1.	126	Marshall vs. West Virginia Tech	Nov. 26, 1984
2.	125	Furman vs. Charleston Southern	Jan. 16, 1991
3.	116	Furman vs. Charleston Southern	Dec. 16, 1989
	116	Wofford vs. Erskine	Nov. 17, 2016
5.	114	Furman vs. ETSU	Jan. 26, 1990
	114	Western Carolina vs. Warren Wilson	Jan. 24, 2018
7.	112	Furman vs. Rider	Jan. 4, 1992
8.	111	Georgia Southern vs. Mercer	Feb. 20, 1986
9.	110	Georgia Southern vs. Kent	Jan. 4, 1992
	110	Western Carolina vs. Montreat	Jan. 5, 2015
	110	Wofford vs. Southern Wesleyan	Jan. 3, 2019

Season

1.	2,543	Appalachian State	1986-87
2.	2,518	Western Carolina	2007-08
3.	2,440	Furman	1989-90
4.	2,432	ETSU	1994-95
5.	2,417	Appalachian State	1995-96
6.	2,392	Marshall	1984-85
7.	2,363	Chattanooga	1988-89
8.	2,344	Chattanooga	2001-02
9.	2,343	Appalachian State	1987-88
10.	2,338	Appalachian State	2010-11

Scoring average

Season

1.	84.1 (29-2,440)	Furman	1989-90
2.	83.7 (28-2,343)	Appalachian State	1987-88
3.	82.8 (28-2,318)	Furman	1990-91
4.	82.5 (29-2,392)	Marshall	1984-85
5.	82.0 (31-2,543)	Appalachian State	1986-87
6.	81.1 (30-2,432)	ETSU	1994-95
7.	80.6 (30-2,417)	Appalachian State	1995-96
8.	79.3 (28-2,220)	Appalachian State	1993-94
9.	79.1 (29-2,137)	Appalachian State	1988-89
	79.1 (28-2,214)	Georgia Southern	1994-95

Scoring defense

Season

1.	50.2 (31-1,555)	Samford	2015-16
2.	50.5 (33-1,665)	Chattanooga	2014-15
3.	52.9 (32-1,692)	Chattanooga	2015-16
4.	53.2 (29-1,542)	Samford	2008-09
5.	54.4 (31-1,685)	Samford	2012-13
6.	54.6 (30-1,639)	Chattanooga	2004-05
7.	54.9 (33-1,811)	Chattanooga	2012-13
	54.9 (33-1,811)	Mercer	2017-18
9.	55.3 (32-1,771)	UNCG	2019-20
10.	56.2 (33-1,856)	Chattanooga	2013-14

Field goals made

Game

1.	48	Marshall vs. West Virginia Tech	Nov. 26, 1984
	48	Georgia Southern vs. Kent	Jan. 4, 1992
3.	47	Appalachian State vs. Catawba	Dec. 10, 1984
4.	46	Chattanooga vs. Mercer	Dec. 5, 1987
	46	Furman vs. Charleston Southern	Jan. 16, 1991
	46	Western Carolina vs. Montreat	Jan. 5, 2015
7.	45	Chattanooga vs. Mercer	Jan. 18, 1989
8.	44	Chattanooga vs. Mercer	Jan. 31, 1987
	44	Wofford vs. Limestone	Dec. 14, 2001
	44	Wofford vs. Southern Wesleyan	Jan. 3, 2019
10.	43	Georgia Southern vs. Central Florida	Dec. 8, 1992
	43	Appalachian State vs. UNC Asheville	Dec. 2, 2010
	43	Western Carolina vs. Warren Wilson	Jan. 4, 2016

Season

1.	1,001	Appalachian State	1986-87
2.	972	Furman	1989-90
3.	953	Appalachian State	1987-88
4.	948	Western Carolina	2007-08
5.	936	Chattanooga	1988-89
6.	928	Georgia Southern	1992-93
7.	918	Mercer	2017-18
8.	917	Appalachian State	2010-11
9.	900	Appalachian State	2009-10
10.	899	Chattanooga	1989-90
	899	Chattanooga	1991-92

Field-goal attempts

Game

1.	100	Elon vs. Western Carolina	Feb. 11, 2008
2.	95	Chattanooga vs. Lincoln Memorial	Jan. 30, 1990
3.	93	Chattanooga vs. Alabama-Huntsville	Nov. 29, 1991
	93	Western Carolina vs. Elon	Feb. 11, 2008
5.	91	Chattanooga vs. Mercer	Jan. 31, 1987
	91	Chattanooga vs. Appalachian State	Dec. 19, 2000
7.	90	Chattanooga vs. ETSU	Feb. 7, 1987
8.	88	Georgia Southern vs. Armstrong State	Dec. 30, 1994
	88	College of Charleston vs. Western Carolina	March 9, 2009
	88	Mercer vs. Saint Louis	Nov. 28, 2014



ETSU's DeShawne Blocker holds the conference record for most rebounds in a game and in a season.

TEAM RECORDS



Season

1.	2,670	Appalachian State	1988-89
2.	2,252	Western Carolina	2007-08
3.	2,230	Mercer	2014-15
4.	2,203	Chattanooga	1988-89
5.	2,130	College of Charleston	2012-13
6.	2,102	Mercer	2017-18
7.	2,088	ETSU	2017-18
8.	2,086	Furman	1989-90
9.	2,084	Appalachian State	2009-10
10.	2,075	Wofford	2018-19

Field-goal percentage

Game

1.	74.0 (37-50)	ETSU vs. Appalachian State	Feb. 20, 1986
2.	69.6	Georgia Southern vs. Appalachian State	Jan. 23, 1993
3.	67.7	Furman vs. Winthrop	Jan. 3, 1995
4.	67.3 (37-55)	College of Charleston vs. Anderson	Nov. 17, 2001
5.	66.1 (41-62)	UNCG vs. N.C. Central	Dec. 31, 2015
6.	65.1 (28-43)	Chattanooga vs. UNCG	Jan. 19, 2015
7.	64.7 (33-51)	Appalachian State vs. Furman	March 10, 1990
8.	63.3 (31-49)	Elon vs. Winston-Salem State	Dec. 13, 2007
9.	63.0 (34-54)	Chattanooga vs. Austin Peay	Dec. 18, 2013
10.	63.0 (29-46)	Furman vs. USC Upstate	Nov. 17, 2018

Season

1.	55.9 (1,001-1,792)	Appalachian State	1986-87
2.	51.5 (890-1,728)	Appalachian State	1985-86
3.	50.4 (953-1,891)	Appalachian State	1987-88
4.	48.8 (815-2,670)	Appalachian State	1988-89
5.	48.4 (797-1,645)	ETSU	1984-85
6.	47.8	Furman	1985-86
7.	47.7 (878-1,840)	Chattanooga	1985-86
8.	47.7 (743-1,558)	Davidson	1997-98
9.	47.3 (791-1,671)	ETSU	1993-94
10.	46.9 (723-1,542)	ETSU	1993-94

3-point field goals made

Game

1.	16	Chattanooga vs. Georgia Southern	Dec. 4, 2010
	16	Samford vs. Wofford	Feb. 28, 2019
2.	15	Chattanooga vs. Furman	Feb. 22, 2004
	15	Chattanooga vs. Davidson	Jan. 8, 2007
	15	Samford vs. Wofford	Jan. 26, 2009
	15	Samford vs. Berry College	Dec. 7, 2010
	15	Samford vs. Saint Peter's	Dec. 30, 2010
	15	Furman vs. Coastal Carolina	Dec. 3, 2014
	15	Wofford vs. Warren Wilson	Dec. 4, 2018
9.	14	Chattanooga vs. South Florida	Dec. 4, 1998
	14	Chattanooga vs. Appalachian State	Jan. 31, 2000
	14	Elon vs. St. Andrews College	Nov. 20, 2009
	14	College of Charleston vs. Mercer	Nov. 20, 2009
	14	ETSU vs. Morehead State	Dec. 15, 2014
	14	Furman vs. Winthrop	Nov. 24, 2015
	14	Furman vs. Mars Hill	Nov. 26, 2016
	14	Wofford vs. Longwood	Dec. 8, 2018

Season

1.	272	Samford	2009-10
2.	270	Samford	2010-11
3.	257	Chattanooga	2006-07
	257	Chattanooga	2009-10
5.	253	Chattanooga	2008-09
6.	251	Chattanooga	2005-06
7.	244	Chattanooga	2010-11



Samford's Monica Maxwell was 78-for-196 from 3-point range in 2009-10, helping the Bulldogs set a single-season SoCon record with 272 3-pointers.

8.	233	Chattanooga	2007-08
9.	232	Samford	2008-09
10.	230	Samford	2019-20


3-point field-goal attempts

Game

1.	38	ETSU vs. Georgia Southern	1997-98
	38	Chattanooga vs. Louisville	Nov. 24, 2007
	38	Chattanooga at Saint Mary's (Calif.)	Nov. 24, 2012
4.	37	Chattanooga vs. Furman	Dec. 22, 2004
5.	36	Western Carolina vs. Coastal Carolina	Nov. 24, 2019
6.	35	Chattanooga vs. Davidson	Feb. 12, 2011
7.	34	Wofford vs. Furman	Feb. 1, 2005
	34	Chattanooga vs. Clemson	Nov. 17, 2007
	34	Chattanooga at Appalachian State	Feb. 16, 2009
	34	Chattanooga vs. Oklahoma State	March 20, 2010

Season

1.	768	Samford	2009-10
2.	746	Chattanooga	2006-07
3.	741	Chattanooga	2008-09
4.	740	Chattanooga	2009-10
5.	737	Chattanooga	2010-11
6.	697	Chattanooga	2007-08
7.	681	Samford	2010-11
8.	678	Western Carolina	2019-20
9.	673	Chattanooga	2005-06
10.	670	Furman	2015-16



Furman's Jackie Smith holds the SoCon record for most free throws made in a season and free-throw attempts in a career.

3-point field-goal percentage

Game (minimum 4 made)

1.	100.0 (4-4)	Chattanooga vs. ETSU	1988-89
2.	81.3 (13-16)	Georgia Southern vs. Appalachian State	Feb. 8, 2000
3.	80.0 (4-5)	Appalachian State at George Mason	Dec. 30, 2008
4.	76.9 (10-13)	College of Charleston vs. Wofford	Dec. 14, 2009
	76.9 (10-13)	Davidson vs. Appalachian State	Feb. 2, 2011
	76.9 (10-13)	Davidson vs. Samford	Feb. 3, 2014
7.	75.0 (6-8)	Western Carolina vs. Georgia State	Dec. 11, 2010
	75.0 (12-16)	Chattanooga vs. UNCG	Jan. 19, 2015
9.	72.7 (8-11)	Wofford vs. College of Charleston	Dec. 1, 2001
	72.7 (8-11)	College of Charleston at Elon	Dec. 8, 2008

Season

1.	42.4 (136-321)	Appalachian State	1990-91
2.	41.0 (136-332)	Appalachian State	1990-91
3.	40.8 (151-370)	Chattanooga	1988-89
4.	39.9 (141-353)	Davidson	1999-00
5.	39.6 (270-681)	Samford	2010-11
6.	38.5 (106-275)	ETSU	1993-94
7.	38.1 (164-430)	Furman	2005-06
8.	38.0 (112-295)	ETSU	1996-97
9.	37.9 (55-145)	Appalachian State	1989-90
10.	37.7 (168-498)	Wofford	2016-17
	37.7 (195-517)	Furman	2008-09

Free throws made

Game

1.	43	Western Carolina vs. Davidson	Jan. 14, 1995
2.	42	Furman vs. Western Carolina	Jan. 15, 1996
	42	Wofford vs. Eastern Kentucky	Dec. 13, 1998
	42	Georgia Southern vs. Wofford	Dec. 30, 1998
	42	Furman vs. UNC Asheville	Nov. 26, 2004
6.	41	Appalachian State vs. Radford	Dec. 12, 1990
7.	38	Wofford vs. Eastern Kentucky	Nov. 20, 1999
8.	37	UNCG vs. Elon	Dec. 2, 1998
9.	36	College of Charleston vs. Appalachian State	Jan. 12, 2002
10.	35	Georgia Southern vs. Davidson	Dec. 12, 1999
	35	Western Carolina vs. UNCG	Feb. 27, 2015

Season

1.	609	Appalachian State	1990-91
2.	580	Marshall	1996-97
3.	568	ETSU	1994-95
4.	565	Furman	1994-95
5.	555	Marshall	1995-96
6.	552	Appalachian State	2004-05
7.	526	Davidson	1998-99
8.	508	Davidson	2013-14
9.	507	Chattanooga	2003-04
10.	492	Georgia Southern	1995-96

Free-throw attempts

Game

1.	64	Western Carolina vs. Davidson	Jan. 14, 1995
2.	58	Furman vs. Western Carolina	Jan. 15, 1996
3.	55	Chattanooga vs. UNC Asheville	Dec. 20, 1997
	55	Wofford vs. Eastern Kentucky	Dec. 13, 1998
5.	53	Appalachian State vs. ETSU	Unknown
6.	52	Georgia Southern vs. Wofford	Dec. 30, 1998
7.	50	Chattanooga vs. College of Charleston	Jan. 9, 1999
	50	College of Charleston vs. Appalachian State	Jan. 12, 2002
9.	49	Furman vs. UNC Asheville	Nov. 14, 1997
	49	Wofford vs. New Orleans	Nov. 25, 2003

Season

1.	853	Appalachian State	1990-91
2.	820	Furman	1994-95
3.	803	Marshall	1996-97
4.	797	ETSU	1994-95
5.	777	Marshall	1995-96
6.	775	Western Carolina	1994-95
7.	762	Chattanooga	2003-04
8.	758	Davidson	1998-99
9.	750	Georgia Southern	1995-96
10.	732	Western Carolina	2007-08

Free-throw percentage

Game (minimum 10 made)

1.	100.0 (26-26)	Chattanooga vs. UAB	1990-91
2.	100.0 (14-14)	Samford vs. Davidson	Jan. 19, 2009
	100.0 (14-14)	Samford vs. Chattanooga	Nov. 30, 2009
	100.0 (14-14)	Samford vs. UAB	Dec. 6, 2014
	100.0 (14-14)	Chattanooga vs. Samford	Feb. 24, 2018
6.	100.0 (13-13)	Western Carolina vs. Furman	Mar. 1, 2002
	100.0 (13-13)	Chattanooga at Elon	Dec. 17, 2009
	100.0 (13-13)	Davidson vs. Georgia Southern	Jan. 8, 2011
9.	100.0 (12-12)	College of Charleston vs. Davidson	Jan. 2, 2008
	100.0 (12-12)	Samford vs. Clemson	Dec. 12, 2010
	100.0 (12-12)	Samford vs. Saint Peter's	Dec. 30, 2010
	100.0 (12-12)	Western Carolina vs. Campbell	Dec. 14, 2015
	100.0 (12-12)	UNCG at Mercer	Feb. 29, 2020

TEAM RECORDS



Season

1.	77.5 (386-498)	Samford	2010-11
2.	77.3 (426-551)	Appalachian State	2012-13
3.	77.1 (387-502)	UNCG	2019-20
4.	76.7 (415-541)	Furman	2007-08
	76.7 (472-615)	Davidson	2010-11
6.	76.6 (291-380)	Samford	2012-13
7.	76.4 (337-441)	Mercer	2017-18
8.	75.9 (425-560)	Samford	2009-10
9.	75.7 (358-473)	Chattanooga	2016-17
10.	75.5 (428-567)	Furman	2005-06

Rebounds

Game

1.	75	Marshall vs. West Virginia Tech	Nov. 26, 1984
2.	72	Western Carolina vs. Mars Hill	Dec. 4, 1986
3.	67	Georgia Southern vs. Augusta State	Dec. 18, 2000
4.	66	Wofford at Bethune-Cookman	Nov. 28, 2008
5.	64	Wofford vs. Montreat	Nov. 18, 2005
	64	Elon vs. Western Carolina	Feb. 11, 2008
	64	Wofford vs. Norfolk State	Nov. 18, 2009
	64	Chattanooga vs. Richmond	Dec. 29, 2009
	64	Furman vs. Erskine	Dec. 7, 2010
10.	63	Wofford vs. Limestone	Nov. 26, 2002
	63	Wofford vs. Montreat	Dec. 8, 2006
	63	Western Carolina vs. Elon	Feb. 11, 2008
	63	UNCG vs. Pfeiffer	Nov. 11, 2018

Season

1.	1,521	Western Carolina	2007-08
2.	1,504	Appalachian State	2009-10
3.	1,488	Western Carolina	2006-07
4.	1,434	Georgia Southern	2002-03
5.	1,433	College of Charleston	2012-13
6.	1,421	Western Carolina	2008-09
7.	1,419	Mercer	2014-15
8.	1,416	UNCG	2016-17
9.	1,405	Appalachian State	1990-91
10.	1,370	Davidson	2012-13

Rebounding average

Season

1.	49.6 (26-1,289)	ETSU	1993-94
2.	47.8 (30-1,434)	Georgia Southern	2002-03
3.	44.8 (29-1,299)	Georgia Southern	2003-04
4.	44.8 (32-1,433)	College of Charleston	2012-13
5.	44.7 (34-1,521)	Western Carolina	2007-08
6.	43.8 (34-1,488)	Western Carolina	2006-07
7.	43.1 (33-1,421)	Western Carolina	2008-09
8.	43.0 (35-1,504)	Appalachian State	2009-10
9.	41.4 (29-1,201)	Wofford	2008-09
10.	41.0 (33-1,353)	Chattanooga	2009-10

Assists

Game

1.	36	Chattanooga vs. Marshall	Jan. 13, 1990
2.	35	Chattanooga vs. Georgia State	Jan. 10, 1990
3.	34	Furman vs. Charleston Southern	Jan. 16, 1991
4.	33	Chattanooga vs. Mercer	Feb. 3, 1987
	33	Chattanooga vs. Tennessee State	Feb. 14, 1990
6.	31	Georgia Southern vs. Appalachian State	Jan. 23, 1993
	31	Appalachian State vs. Furman	Jan. 11, 1997
	31	Mercer vs. Winthrop	Dec. 17, 2017
9.	30	Georgia Southern at Central Florida	Dec. 8, 1992
	30	UNCG vs. Winthrop	Feb. 17, 1993
	30	UNCG vs. College of Charleston	Dec. 29, 1999
	30	Wofford vs. Limestone	Dec. 14, 2001

Season

1.	625	Chattanooga	1988-89
2.	616	Chattanooga	1989-90
3.	589	Appalachian State	2010-11
4.	561	Chattanooga	1990-91
5.	556	Appalachian State	2009-10
6.	548	Chattanooga	2005-06
7.	547	Chattanooga	1985-86
8.	541	Chattanooga	1991-92
9.	538	Mercer	2017-18
10.	537	Chattanooga	1987-88

Assists average

Season

1.	20.2 (31-625)	Chattanooga	1988-89
2.	21.2 (29-616)	Chattanooga	1989-90
3.	20.0 (28-561)	Chattanooga	1990-91
4.	19.2 (28-537)	Chattanooga	1987-88
5.	18.9 (29-547)	Chattanooga	1985-86
6.	18.4 (32-589)	Appalachian State	2010-11
7.	18.0 (30-541)	Chattanooga	1991-92
8.	18.0 (29-522)	Furman	1989-90
9.	17.7 (30-532)	Georgia Southern	1992-93
10.	17.7 (31-548)	Chattanooga	2005-06



Chattanooga's Brooke Hand ended her career as the SoCon's career 3-point field goal leader.

Blocked shots

Game		
1. 17	Appalachian State vs. Elon	Jan. 2, 2010
2. 15	College of Charleston vs. Furman	Dec. 3, 2011
15	Furman vs. Southern Wesleyan	Dec. 13, 2014
4. 14	Wofford vs. Furman	Feb. 7, 2009
14	Chattanooga vs. Wofford	Feb. 6, 2015
6. 13	Marshall vs. Youngstown State	March 4, 1989
13	Elon at UNCG	Jan. 13, 2010
13	Chattanooga vs. Furman	Jan. 19, 2019
13	Chattanooga vs. UNCG	March 7, 2019
13	Mercer vs. Furman	Feb. 8, 2020

Season

1. 223	Appalachian State	2009-10
2. 202	Chattanooga	2015-16
3. 189	Chattanooga	2014-15
4. 188	Chattanooga	2016-17
5. 181	Elon	2010-11
6. 171	Wofford	2007-08
7. 170	Marshall	1988-89
8. 167	Wofford	2008-09
9. 165	Mercer	2019-20
10. 163	Wofford	2010-11

Blocked-shots average

Season		
1. 6.4 (35-223)	Appalachian State	2009-10
2. 6.3 (32-202)	Chattanooga	2015-16
3. 6.1 (28-170)	Marshall	1988-89
4. 5.8 (29-167)	Wofford	2008-09
5. 5.9 (32-188)	Chattanooga	2016-17
6. 5.7 (33-189)	Chattanooga	2014-15
7. 5.5 (31-171)	Wofford	2007-08
8. 5.5 (33-181)	Elon	2010-11
9. 5.4 (30-163)	Wofford	2010-11
10. 5.3 (31-165)	Mercer	2019-20

Steals

Game		
1. 33	Marshall vs. West Virginia State	Nov. 25, 1983
2. 31	Wofford vs. Southern Virginia	Nov. 13, 2006
3. 29	Furman vs. Monmouth	Nov. 24, 1989
4. 27	Chattanooga vs. Clark	Jan. 18, 1988
27	Georgia Southern vs. Appalachian State	Jan. 1, 1990
27	Georgia Southern vs. Central Florida	Dec. 8, 1992
27	UNCG vs. UNC Wilmington	Nov. 12, 2006
8. 26	Chattanooga vs. Mercer	Dec. 5, 1987
26	Davidson vs. Washington & Lee	Dec. 29, 1994
10. 25	Georgia Southern vs. USC Spartanburg	Nov. 24, 1999
25	UNCG vs. College of Charleston	Dec. 29, 1999
25	UNCG vs. Wofford	Jan. 20, 2016

Season

1. 442	Appalachian State	2011-12
2. 415	Appalachian State	2010-11
3. 394	Furman	1989-90
4. 387	Georgia Southern	2000-01
387	Wofford	2005-06
6. 382	Davidson	2006-07
7. 378	Georgia Southern	1992-93
8. 376	Appalachian State	2007-08
9. 368	Appalachian State	2012-13
10. 353	Georgia Southern	1993-94
353	UNCG	2001-02

Steals average

Season

1. 14.3 (27-387)	Georgia Southern	2000-01
2. 13.8 (28-387)	Wofford	2005-06
3. 13.0 (33-415)	Appalachian State	2010-11
4. 12.7 (31-394)	Furman	1989-90
5. 12.6 (30-378)	Georgia Southern	1992-93
6. 12.5 (30-376)	Appalachian State	2007-08
7. 12.3 (28-343)	Georgia Southern	1999-00
8. 11.9 (32-382)	Davidson	2006-07
9. 11.9 (31-368)	Appalachian State	2012-13
10. 11.8 (30-353)	Georgia Southern	1993-94

Wins

1. 30	Mercer	2017-18
2. 29	Chattanooga	2003-04
29	Chattanooga	2007-08
29	Chattanooga	2012-13
29	Chattanooga	2013-14
29	Chattanooga	2014-15
7. 27	Chattanooga	2005-06
27	Appalachian State	2011-12
9. 26	Chattanooga	1983-84
26	Chattanooga	1999-00
26	Chattanooga	2002-03



Davidson's Sophia Aleksandravicius (2009-13) owned three of the top four single-season blocked-shot totals in league history and was the SoCon's career leader with 339 when she finished her career.

COACHING RECORDS



ETSU

Coach	Seasons	Years	W	L	Pct.
Dr. Janice Shelton	1970-72, 73-75	4	23	29	.442
Dr. Robert Bell	1972-73	1	3	4	.429
Becky Erwin	1975-76	1	4	13	.235
Nancy Boller	1976-78	2	22	23	.489
Susan Yow	1978-86	8	117	102	.534
Debbie Richardson	1986-94	8	79	131	.376
Karen Kemp	1994-13	19	272	277	.495
Brittney Ezell	2013-present	7	101	115	.468

Furman

Coach	Seasons	Years	W	L	Pct.
Virginia Robertson	1969-71	2	14	9	.609
Jean Bryant	1971-74	3	15	26	.366
Caroline Brown	1974-75	1	2	13	.133
Sharon Morel	1975-76	1	7	13	.350
Barbara Berry	1976-80	4	17	50	.254
Susan Roberts	1980-82	2	14	29	.326
Sherry Carter	1982-02	20	300	254	.542
Sam Dixon	2002-10	8	102	136	.429
Jackie Carson	2010-present	10	163	150	.521

Mercer

Coach	Seasons	Years	W	L	Pct.
Peggy Collins	1970-77	7	133	33	.801
Jane Fontaine	1977-80	3	57	33	.633
Ed Nixon	1980-90	10	116	166	.411
Lea Henry	1990-94	4	55	55	.500
Billy Holmes	1994-01	7	76	118	.392
Sharon Baldwin	2001-02	1	16	13	.552
Brenda Welch-Nichols	2002-06	4	51	62	.451
Sybil Blalock	2006-07	1	5	25	.167
Janell Jones	2007-10	3	35	56	.385
Susie Gardner	2010-present	10	177	142	.555

UNCG

Coach	Seasons	Years	W	L	Pct.
June Galloway	1969-72	3	38	14	.731
Marilyn Gibbs	1972-76	4	35	37	.486
Jan Donohue	1976-78	2	9	32	.220
Ditty Speeler	1978-80	2	20	24	.455
Robin Joseph	1980-81	1	9	14	.391
Lynne Agee	1981-11	30	556	311	.641
Wendy Palmer	2011-15	5	33	117	.220
Trina Patterson	2016-present	4	67	61	.523

Samford

Coach	Seasons	Years	W	L	Pct.
Janet Cone	1997-02	5	41	97	.297
Mike Morris	2002-19	17	280	237	.542
Carley Kuhns	2019-20	1	18	14	.563

Chattanooga

Coach	Seasons	Years	W	L	Pct.
Grace Keith	1974-76	2	21	23	.477
Sharon Fanning	1976-87	11	193	131	.596
Craig Parrott	1987-98	11	164	146	.529
Wes Moore	1998-13	15	358	113	.760
Jim Foster	2013-18	5	120	40	.750
Katie Burrows	2019-present	2	25	35	.416

Western Carolina

Coach	Seasons	Years	W	L	Pct.
Betty Westmoreland	1965-79	14	189	89	.680
Judy Pounds	1979-81	2	28	22	.560
Judy Stroud	1981-85	4	46	58	.442
Tony Baldwin	1985-90	5	51	83	.381
Janet Cone	1990-93	3	17	65	.207
Gary Peters	1993-97	4	34	74	.339
Maria Fantanarosa	1997-98	1	7	20	.259
Jill Dunn	1998-00	2	23	33	.411
Beth Dunkenberger	2000-04	4	65	50	.565
Kellie Harper	2004-09	5	97	65	.599
Karen Middleton	2009-15	6	63	121	.342
Stephanie McCormick	2015-19	4	24	95	.202
Kiley Hill	2019-20	1	5	25	.167

Wofford

Coach	Seasons	Years	W	L	Pct.
Patricia Gainey	1980-84	4	42	58	.420
Crystal Sharpe	1984-96*	11	152	144	.514
Mark Line	1996*	1	4	11	.267
David Graves	1996-02	6	54	115	.320
Ed Wyant	2002-03	1	4	24	.143
Samantha Young	2003-04	1	0	28	.000
Edgar Farmer	2004-15	12	99	253	.281
Jimmy Garrity	2016-present	4	54	66	.450

*Sharpe resigned; Line finished the season

SOCON COACHING RECORDS

Overall wins

Rk	Name, school (years)	Yrs	W	L	Pct.
1.	Wes Moore, Chattanooga (1998-13)	15	358	113	.760
2.	Sherry Carter, Furman (1983-02)	19	292	241	.548
3.	Rusty Cram, Georgia Southern (1996-12)	16	239	230	.510
4.	Linda Robinson, Appalachian State (1984-97)	13	236	137	.632
5.	Lynne Agee, UNCG (1997-11)	14	220	192	.534
6.	Mike Morris, Samford (2008-19)	11	187	156	.545
7.	Craig Parrott, Chattanooga (1987-98)	11	164	146	.529
8.	Jackie Carson, Furman (2010-present)	10	163	150	.521
9.	Judy Southard, Marshall (1983-92)	9	160	95	.627
10.	Annette Watts, Davidson (2001-10)	9	144	121	.543
11.	Karen Kemp, ETSU (1994-05)	11	135	171	.411
12.	Susie Gardner, Mercer (2010-present)	6	132	65	.670
13.	Jim Foster, Chattanooga (2013-18)	5	120	40	.750
14.	Nancy Wilson, College of Charleston (2003-12)	9	118	152	.437
15.	Darcie Vincent, Appalachian State (2008-14)	6	117	75	.609
16.	Sam Dixon, Furman (2002-10)	8	102	136	.429

Overall winning percentage (minimum two years)

Rk	Name, school (years)	Yrs	W	L	Pct.
1.	Wes Moore, Chattanooga (1998-13)	15	358	113	.760
2.	Jim Foster, Chattanooga (2013-18)	5	120	40	.750
3.	Susie Gardner, Mercer (2014-present)	6	132	65	.670
4.	Linda Robinson, Appalachian State (1984-97)	13	236	137	.632
5.	Judy Southard, Marshall (1983-92)	9	160	95	.627
6.	Darcie Vincent, Appalachian State (2008-14)	6	117	75	.609
7.	Kellie Harper, Western Carolina (2004-09)	5	97	65	.599
8.	Drema Greer, Georgia Southern (1991-96)	5	87	59	.596
9.	Sharon Fanning, Chattanooga (1983-87)	4	68	48	.586
10.	Michele Savage, Davidson (2010-14)	4	74	56	.569
11.	Beth Dunkenberger, Western Carolina (2000-04)	4	65	50	.565
12.	Sherry Carter, Furman (1983-02)	19	292	241	.548
13.	Mike Morris, Samford (2008-19)	11	187	156	.545
14.	Annette Watts, Davidson (2001-10)	9	144	121	.543

SoCon wins

Name, school (years)	Yrs	W	L	Pct.
1. Wes Moore, Chattanooga (1998-13)	15	241	43	.849
2. Rusty Cram, Georgia Southern (1996-12)	16	163	131	.554
3. Lynne Agee, UNCG (1997-11)	14	149	111	.573
4. Sherry Carter, Furman (1984-02)	18	133	102	.566
5. Mike Morris, Samford (2008-19)	11	110	70	.611
6. Annette Watts, Davidson (2001-10)	9	102	68	.600
7. Linda Robinson, Appalachian State (1984-97)	13	98	49	.667
8. Karen Kemp, ETSU (1994-05)	11	89	98	.476
9. Jackie Carson, Furman (2010-present)	10	85	77	.525
10. Darcie Vincent, Appalachian State (2008-14)	6	78	40	.661
11. Nancy Wilson, College of Charleston (2003-12)	17	75	99	.431
12. Craig Parrott, Chattanooga (1987-98)	11	70	63	.526
13. Judy Southard, Marshall (1983-92)	9	65	23	.739
14. Susie Gardner, Mercer (2014-present)	6	65	19	.774
15. Sam Dixon, Furman (2002-10)	8	63	89	.414

SoCon winning percentage (minimum two seasons)

Name, school (years)	Yrs	W	L	Pct.
1. Jim Foster, Chattanooga (2013-18)	5	64	10	.864
2. Wes Moore, Chattanooga (1998-13)	15	241	43	.849
3. Susie Gardner, Mercer (2014-present)	6	65	19	.774
4. Judy Southard, Marshall (1983-92)	9	65	23	.739
5. Sharon Fanning, Chattanooga (1983-87)	4	27	11	.711
6. Drema Greer, Georgia Southern (1992-96)	4	37	16	.698
7. Linda Robinson, Appalachian State (1984-97)	13	98	49	.667
8. Michele Savage, Davidson (2010-14)	4	52	26	.667
9. Darcie Vincent, Appalachian State (2008-14)	6	78	40	.661
10. Kellie Harper, Western Carolina (2004-09)	5	62	32	.660
11. Katie Burrows, Chattanooga (2018-present)	2	18	10	.643
12. Charlotte Smith, Elon (2011-14)	3	36	22	.621
13. Annette Watts, Davidson (2001-10)	9	102	68	.600
14. Brittney Ezell, ETSU (2014-present)	6	50	34	.595
15. Mike Morris, Samford (2008-19)	11	110	78	.585
16. Lynne Agee, UNCG (1997-11)	14	149	111	.573

INDIVIDUAL

SCORING

Year		G	Points	Avg.
1984-85	Valorie Whiteside, Appalachian State	28	758	27.1
1985-86	Karen Pelphrey, Marshall	28	732	26.1
1986-87	Valorie Whiteside, Appalachian State	31	776	25.0
1987-88	Valorie Whiteside, Appalachian State	28	712	25.4
1988-89	Beth Laney, Appalachian State	27	524	19.4
1989-90	Glenda Cunningham, Appalachian State	29	617	21.3
1990-91	Nicole Hopson, ETSU	28	626	22.4
1991-92	Rushia Brown, Furman	26	546	21.0
1992-93	Angela Crosby, Appalachian State	27	582	21.6
1993-94	Angela Crosby, Appalachian State	28	623	22.3
1994-95	DeShawne Blocker, ETSU	30	728	24.3
1995-96	Amy Engle, ETSU	26	521	20.0
1996-97	Carolyn Kirsch, Davidson	26	423	16.3
1997-98	Jackie Smith, Furman	29	546	18.8
1998-99	Jackie Smith, Furman	27	539	20.0
1999-00	Damita Bullock, Chattanooga	31	568	18.3
2000-01	Laura Echols, Western Carolina	28	505	18.0
2001-02	Jenny Nett, Wofford	29	613	21.1
2002-03	Wilma Simpson, College of Charleston	29	440	15.2
2003-04	Holly Andrews, Elon	16	303	18.9
2004-05	Tiffani Mayes, ETSU	29	571	19.7
2005-06	Kitara McMoore, Elon	28	391	14.0
2006-07	Alex Anderson, Chattanooga	33	677	20.5
2007-08	Alex Anderson, Chattanooga	33	570	17.3
2008-09	Shanara Hollinquest, Chattanooga	32	529	16.5
2009-10	Shanara Hollinquest, Chattanooga	33	562	17.0
2010-11	Whitney Hood, Chattanooga	31	584	18.8
2011-12	Anna Freeman, Appalachian State	34	522	15.4
2012-13	Anna Freeman, Appalachian State	31	513	16.5
2012-13	Sophia Aleksandravicius, Davidson	35	577	16.5
2013-14	Maryah Sydnor, Appalachian State	29	563	19.4
2014-15	Precious Bridges, Mercer	35	718	20.5
2015-16	Lucy Mason, UNCG	30	660	22.0
2016-17	Tianna Tarter, ETSU	30	595	19.8
2017-18	Kahlia Lawrence, Mercer	33	636	19.3
2018-19	Nadine Soliman, UNCG	30	573	19.1
2019-20	Nadine Soliman, UNCG	32	525	16.4

REBOUNDING

Year		G	No.	Avg.
1984-85	Valorie Whiteside, Appalachian State	28	435	15.5
1985-86	Katie Beck, ETSU	28	362	12.9
1986-87	Katie Beck, ETSU	25	342	13.7
1987-88	Katie Beck, ETSU	25	441	17.6
1988-89	Janet Stallings, Chattanooga	31	291	9.4
1989-90	Glenda Cunningham, Appalachian State	29	300	10.3
1990-91	Natalie Cleckley, Furman	28	356	12.7
1991-92	Rushia Brown, Furman	26	243	9.3
1992-93	DeShawne Blocker, ETSU	25	326	13.0
1993-94	DeShawne Blocker, ETSU	26	450	17.3
1994-95	DeShawne Blocker, ETSU	30	345	11.5
1995-96	Kristina Behnfeldt, Marshall	29	257	8.9
1996-97	Tonya Bristow, Furman	27	230	8.5
1997-98	Jackie Smith, Furman	29	303	10.4
1998-99	Jackie Smith, Furman	27	242	9.0
1999-00	Jackie Smith, Furman	31	335	10.8
2000-01	Natasha Lettosome, Appalachian State	29	258	8.9
2001-02	Orion Wake, Furman	29	262	9.0
2002-03	Lauren Trantham, ETSU	28	278	9.9
2003-04	Tiffani Mayes, ETSU	27	246	9.1
2004-05	Jennifer Gardner, Western Carolina	32	295	9.2
2005-06	Kitara McMoore, Elon	28	256	9.1
2006-07	Alex Anderson, Chattanooga	33	333	10.1
2007-08	Alex Anderson, Chattanooga	33	288	8.7
2008-09	Mercedes Robinson, Davidson	30	288	9.6
2009-10	Shanara Hollinquest, Chattanooga	33	295	8.9
2010-11	Kelsey Evans, Elon	33	304	9.2
2011-12	Sophia Aleksandravicius, Davidson	31	276	8.9
2012-13	Sophia Aleksandravicius, Davidson	35	347	9.9
2013-14	Brittany Hodges, Furman	30	274	9.1
2014-15	Destiny Mitchell, ETSU	33	299	9.1
2015-16	Jasmine Joyner, Chattanooga	32	293	9.2
2016-17	Jasmine Joyner, Chattanooga	32	336	10.5
2017-18	Ije Ajemba, UNCG	31	386	12.5
2018-19	Amanda Thompson, Mercer	33	349	10.6
2019-20	Tierra Hodges, Furman	31	323	10.4

FIELD-GOAL PERCENTAGE

Year		FGM	FGA	Pct.
1984-85	Tammy Larkey, ETSU	166	274	60.6
1985-86	Katie Beck, ETSU	274	485	56.5
1986-87	Katie Beck, ETSU	231	377	61.3
1987-88	Katie Beck, ETSU	206	361	57.1



Furman's Melissa Liebschwager led the nation in 3-point field-goal percentage (47.0) in 2008-09 and won ESPN's 21st Annual Women's College Basketball 3-Point Shooting Championship at the Palace at Auburn Hills prior to the Men's Final Four in April 2009.

1988-89	Beth Laney, Appalachian State	185	337	54.9
1989-90	Rushia Brown, Furman	191	336	56.8
1990-91	Natalie Cleckley, Furman	214	365	58.6
1991-92	Rushia Brown, Furman	216	371	58.2
1992-93	DeShawne Blocker, ETSU	190	294	64.6
1993-94	Rushia Brown, Furman	242	394	61.4
1994-95	Kristen Ferrucci, Davidson	139	216	64.4
1995-96	Telly Hall, Georgia Southern	161	286	56.3
1996-97	Carlise Oglesby, Chattanooga	168	341	49.3
1997-98	Sharon Mitchell, Georgia Southern	160	251	63.7
1998-99	Sharon Mitchell, Georgia Southern	158	271	58.3
1999-00	Cathy Franks, Wofford	125	204	61.3
2000-01	Lucy Hines, Wofford	95	164	57.9
2001-02	Misty Copas, ETSU	107	161	66.5
2002-03	Jennifer Gardner, Western Carolina	107	209	51.2
2003-04	Courtney Nyborg, Elon	134	226	59.3
2004-05	Kitara McMoore, Elon	95	178	53.4
2005-06	Alex Anderson, Chattanooga	140	243	57.6
2006-07	Shanara Hollinquest, Chattanooga	75	137	54.7
2007-08	Shanara Hollinquest, Chattanooga	149	256	58.2
2008-09	Shanara Hollinquest, Chattanooga	182	355	51.3
2009-10	J'Lisia Ogburn, Georgia Southern	132	248	53.2
2010-11	Ashlen Dewart, Appalachian State	199	373	53.4
2011-12	Whitney Hood, Chattanooga	156	316	49.4
2012-13	Ashlen Dewart, Chattanooga	210	396	53.0
2013-14	Keke Cooper, Appalachian State	141	238	59.2
2014-15	Brittany Hodges, Furman	171	295	58.0
2015-16	Holli Wilkins, Furman	163	341	47.8
2016-17	Grayson Pinholster, Wofford	107	207	51.7
2017-18	Celena Taborn, Furman	150	245	61.2
2018-19	Celena Taborn, Furman	154	240	64.2
2019-20	Celena Taborn, Furman	104	155	67.1

3-POINT FIELD-GOAL PERCENTAGE

Year		3FGM	3FGA	Pct.
1987-88	Jane Dalton, Appalachian State	11	23	47.8
1988-89	Marcheta Winton, Chattanooga	87	195	44.6
1989-90	Karen Gruca, Appalachian State	50	117	42.7
1990-91	Karen Gruca, Appalachian State	83	197	42.1
1991-92	Leigh Ann Cook, Western Carolina	45	111	40.5
1992-93	Beth Kilby, Appalachian State	54	136	39.7
1993-94	Nikki Kile, ETSU	54	131	41.2
1994-95	Amy Engle, ETSU	82	192	42.7
1995-96	Melissa Davis, Appalachian State	45	98	45.9
1996-97	Haley Cook, Furman	47	119	39.5
1997-98	Jennifer O'Brien, Davidson	46	101	45.5
1998-99	Terri Brock, Chattanooga	70	158	44.3
1999-00	Meagan Gleason, Davidson	47	105	44.8
2000-01	Tara Charles, Furman	51	118	43.2
2001-02	Miranda Warfield, Chattanooga	56	128	43.8
2002-03	Katasha Brown, Chattanooga	39	92	42.4
2003-04	Miranda Warfield, Chattanooga	45	100	45.0
2004-05	Stephanie Ripberger, Wofford	31	74	41.9
2005-06	Eboni Kirby, Appalachian State	28	62	45.2
2006-07	Katie Hamilton, Davidson	32	49	38.9

YEARLY LEADERS



2007-08	Alex Thompson, Davidson	41	96	42.7
2008-09	Melissa Liebschwager, Furman	70	149	47.0
2009-10	Emily London, Samford	68	147	46.3
2010-11	Emily London, Samford	84	174	48.3
2011-12	Zora Stephenson, Elon	33	78	42.3
2012-13	Teshia Griswold, Furman	46	117	39.3
2013-14	Hannah Early, Davidson	63	151	41.7
2014-15	Taylor Reece, Samford	39	90	43.3
2015-16	Holli Wilkins, Furman	35	78	44.9
2016-17	Chloe Wanink, Wofford	61	155	39.4
2017-18	Lakelyn Bouldin, Chattanooga	62	159	39.0
2018-19	Cassidy Williams, Samford	37	86	43.0
2019-20	Chloe Wanink, Wofford	73	154	47.4

FREE-THROW PERCENTAGE

Year		FTM	FTA	Pct.
1984-85	Karen Pelphrey, Marshall	130	160	81.3
1985-86	Kristi Glenn, Furman	69	80	86.3
1986-87	Beth Laney, Appalachian State	132	156	84.6
1987-88	Beth Laney, Appalachian State	86	113	76.1
1988-89	Jenny Leavitt, Marshall	91	110	82.7
1989-90	Lea Ann Parsley, Marshall	96	104	92.3
1990-91	Nicole Hopson, ETSU	136	161	84.5
1991-92	Penny Roberson, Appalachian State	76	93	81.7
1992-93	Lori Lyons, Western Carolina	130	166	78.3
1993-94	Karen Stanley, Furman	93	106	87.7
1994-95	Karen Stanley, Furman	138	163	84.7
1995-96	Amy Engle, ETSU	125	148	84.5
1996-97	Kristina Behnfeldt, Marshall	148	187	79.1
1997-98	Rebecca Viverette, UNCG	100	114	87.7
1998-99	Jamie Brown, Davidson	103	127	81.1
1999-00	Karma Edwards, Appalachian State	62	69	89.9
2000-01	Damita Bullock, Chattanooga	74	91	81.3
2001-02	Janna Maggette, Davidson	67	77	87.0
2002-03	Heather McDivitt, Chattanooga	62	70	88.6
2003-04	Amanda Eaton, UNCG	61	73	83.6
2004-05	Tommi Paris, Furman	132	152	86.8
2005-06	Tommi Paris, Furman	102	110	92.7
2006-07	Carolyn Whitney, Georgia Southern	82	97	84.5
2007-08	Alex Thompson, Davidson	67	77	87.0
2008-09	Emily London, Samford	83	92	90.2
2009-10	Emily London, Samford	101	112	90.2
2010-11	Emily London, Samford	117	125	93.6
2011-12	Kaitlin Murphy, Furman	75	87	86.2
2012-13	Ali Ford, Elon	89	98	90.8
2013-14	Maryah Sydnor, Appalachian State	143	164	87.2
2014-15	Justin Taylor, Western Carolina	136	162	84.0
2015-16	Lucy Mason, UNCG	173	213	81.2
2016-17	Chelsey Shumpert, Chattanooga	74	89	83.1
2017-18	Cierra Carter, Furman	122	139	87.8
2018-19	Le'Jzae Davidson, Furman	124	147	84.4
2019-20	Lakelyn Bouldin, Chattanooga	89	106	84.0

ASSISTS

Year		G	No.	Avg.
1984-85	Kim Skala, ETSU	27	234	8.7
1985-86	Kim Skala, ETSU	27	285	10.6
1986-87	Kim Skala, ETSU	25	202	8.1
1987-88	Jane Dalton, Appalachian State	28	169	6.0
1988-89	Nancy Smith, Chattanooga	28	184	6.6



Wofford's Mahogany Williams led the SoCon in blocked shots in 2007-08 and 2008-09.

1989-90	Amy Wales, Chattanooga	29	208	7.2
1990-91	Nancy Smith, Chattanooga	28	175	6.3
1991-92	Jan Cameron, Chattanooga	30	142	4.7
1992-93	Jan Cameron, Chattanooga	28	165	5.9
1993-94	Jan Cameron, Chattanooga	28	151	5.4
1994-95	Missy Broy, Western Carolina	27	154	5.7
1995-96	Missy Broy, Western Carolina	27	137	5.1
	Shannon Spencer, Appalachian State	29	149	5.1
1996-97	Missy Broy, Western Carolina	27	114	4.2
1997-98	Jennifer O'Brien, Davidson	27	184	6.8
1998-99	Jennifer O'Brien, Davidson	28	163	5.8
1999-00	Jennifer O'Brien, Davidson	27	142	5.3
2000-01	Christy Blackwell, Western Carolina	28	133	4.8
2001-02	Ki-Ki Glass, Western Carolina	28	117	4.2
2002-03	Tiffany Lanier, Georgia Southern	30	126	4.2
2003-04	Lisa Miller, Elon	29	127	4.4
2004-05	Marketta Talley, College of Charleston	29	142	4.9
2005-06	Kristen Boone, UNCG	26	122	4.7
2006-07	Jade Hughes, College of Charleston	29	119	4.1
2007-08	Alex Thompson, Davidson	30	119	4.0
2008-09	Sam Ramirez, Appalachian State	31	136	4.4
2009-10	Tonia Gerty, College of Charleston	33	170	5.2
2010-11	Rachel Brittenham, Wofford	30	160	5.3
2011-12	Rachel Brittenham, Wofford	31	161	5.2
2012-13	Jill Brown, College of Charleston	32	206	6.4
2013-14	Brigid Morrissey, Furman	31	191	6.2
2014-15	Whitney Bunn, Furman	33	226	6.8
2015-16	Sydni Means, Mercer	33	189	5.7
2016-17	Sydni Means, Mercer	32	216	6.8
2017-18	Sydni Means, Mercer	33	264	8.0
2018-19	Da'Ja Green, Wofford	31	162	5.2
2019-20	Charity Brown, Samford	32	182	5.7

BLOCKED SHOTS

Year		No.	Avg.
1987-88	Sharon Deal, Marshall	71	2.6
1988-89	Sharon Deal, Marshall	117	4.2
1989-90	Shannon Thomas, Appalachian State	49	1.7
1990-91	Latoya Armstrong, Furman	33	1.2
1991-92	Regina Brown, Western Carolina	64	2.3
1992-93	Rushia Brown, Furman	34	1.2
1993-94	Rushia Brown, Furman	46	1.7
1994-95	Keri Simmons, Marshall	29	1.1
1995-96	Elizabeth Noethling, Furman	42	1.6
1996-97	Jennie Vanlerberghe, Davidson	39	1.6
1997-98	Lucy Hines, Wofford	46	1.6
1998-99	Lucy Hines, Wofford	46	1.6
1999-00	Wilma Simpson, College of Charleston	30	1.1
	Lucy Hines, Wofford	31	1.1
2000-01	Meghan Bryant, Davidson	46	1.6
2001-02	Phoebe Clark, Wofford	29	2.0
2002-03	Lauren Trantham, ETSU	28	1.6
2003-04	Courtney Nyborg, Elon	71	2.5
2004-05	Jenny Weurding, Wofford	50	2.1
2005-06	Jenny Weurding, Wofford	60	2.1
2006-07	Jennifer Weurding, Wofford	81	2.9
2007-08	Mahogany Williams, Wofford	65	2.1
2008-09	Mahogany Williams, Wofford	62	2.1
2009-10	Anna Freeman, Appalachian State	92	2.6
2010-11	Sophia Aleksandravicius, Davidson	95	3.1
2011-12	Sophia Aleksandravicius, Davidson	91	2.9
2012-13	Sophia Aleksandravicius, Davidson	102	2.9
2013-14	Jasmine Joyner, Chattanooga	56	2.2
2014-15	Jasmine Joyner, Chattanooga	132	4.0
2015-16	Jasmine Joyner, Chattanooga	126	3.9
2016-17	Jasmine Joyner, Chattanooga	122	3.8
2017-18	Arianea Whitaker, Chattanooga	45	1.5
	Sherae Bonner, Western Carolina	39	1.5
2018-19	Arianea Whitaker, Chattanooga	64	2.3
2019-20	Shannon Titus, Mercer	60	1.9

STEALS

Year		No.	Avg.
1987-88	Valorie Whiteside, Appalachian State	93	3.3
	Nancy Smith, Chattanooga	93	3.3
1988-89	Nancy Smith, Chattanooga	112	4.0
1989-90	Jenelle Stephenson, Marshall	73	2.8
1990-91	Nicole Hopson, ETSU	90	3.2
1991-92	Rushia Brown, Furman	83	3.2
1992-93	Tracy Krueger, Marshall	122	4.4
1993-94	Shannon Spencer, Appalachian State	85	3.0
1994-95	Shannon Spencer, Appalachian State	106	3.8
1995-96	Shannon Spencer, Appalachian State	97	3.3
1996-97	Jennifer O'Brien, Davidson	66	2.5
1997-98	Jennifer O'Brien, Davidson	86	3.2
1998-99	Jennifer O'Brien, Davidson	99	3.5
1999-00	Jennifer O'Brien, Davidson	117	4.3
2000-01	Janna Maggette, Davidson	99	3.5

2001-02	Danna Simpson, Georgia Southern	63	2.3
2002-03	Tiffany Lanier, Georgia Southern	101	3.4
2003-04	Kiya Verdell, ETSU	64	2.6
2004-05	Kristen Boone, UNCG	121	4.3
2005-06	Kristen Boone, UNCG	101	3.9
2006-07	Whitney Tossie, Appalachian State	113	3.7
2007-08	Liz Miller, Wofford	97	3.1
2008-09	Liz Miller, Wofford	62	2.4
2009-10	Kelly Dwyer, Wofford	76	2.6
2010-11	Anna Freeman, Appalachian State	100	3.1
2011-12	Anna Freeman, Appalachian State	122	3.6
2012-13	Anna Freeman, Appalachian State	90	2.9
2013-14	Jordan Frazier, Wofford	84	3.0
2014-15	Jordan Frazier, Wofford	74	2.8
2015-16	Jordan Frazier, Wofford	69	2.5
2016-17	Sydni Means, Mercer	80	3.2
2017-18	Erica Haynes-Overton, ETSU	108	3.6
2018-19	Erica-Haynes Overton, ETSU	97	3.1
2019-20	Shannon Titus, Mercer	83	2.7

TEAM

SCORING OFFENSE

Year		Points	Avg.
1984-85	Marshall	2,392	82.5
1985-86	Marshall	2,158	77.1
1986-87	Appalachian State	2,543	82.0
1987-88	Appalachian State	2,343	83.7
1988-89	Appalachian State	2,137	79.1
1989-90	Furman	2,440	84.1
1990-91	Furman	2,318	82.8
1991-92	Furman	2,030	78.1
1992-93	Furman	2,170	77.5
1993-94	Appalachian State	2,220	79.3
1994-95	ETSU	2,432	81.1
1995-96	Appalachian State	2,417	80.6
1996-97	Marshall	2,293	76.4
1997-98	Georgia Southern	2,236	77.1
1998-99	Davidson	2,139	76.4
1999-00	Chattanooga	2,284	73.7
2000-01	Chattanooga	2,331	75.2
2001-02	Chattanooga	2,344	75.6
2002-03	Chattanooga	2,262	73.0
2003-04	Chattanooga	2,330	72.8
2004-05	Western Carolina	2,221	69.4
2005-06	Chattanooga	2,328	75.1
2006-07	Chattanooga	2,379	72.1
2007-08	Western Carolina	2,518	74.1
2008-09	Chattanooga	2,226	69.6
2009-10	Chattanooga	2,216	67.2
2010-11	Appalachian State	2,338	73.1
2011-12	Appalachian State	2,266	66.6
2012-13	Appalachian State	2,131	68.7
2013-14	Chattanooga	2,302	69.8
2014-15	Furman	2,249	68.2
2015-16	UNCG	1,965	65.5
2016-17	Mercer	2,106	65.8
2017-18	Mercer	2,332	70.7
2018-19	Wofford	2,258	72.8
2019-20	Wofford	2,041	68.0

SCORING DEFENSE

Year		Points	Avg.
1984-85	ETSU	1,797	66.6
1985-86	Appalachian State	1,993	68.7
1986-87	Marshall	1,802	62.1
1987-88	Marshall	1,801	64.3
1988-89	Marshall	1,779	63.5
1989-90	Appalachian State	2,060	71.0
1990-91	Marshall	1,659	59.3
1991-92	Marshall	1,831	65.4
1992-93	Georgia Southern	2,019	67.3
1993-94	Appalachian State	1,932	69.0
1994-95	Appalachian State	1,896	67.7
1995-96	Davidson	1,772	68.2
1996-97	Chattanooga	1,819	67.4
1997-98	UNCG	2,043	68.1
1998-99	UNCG	1,846	65.9
1999-00	Chattanooga	1,904	61.4
2000-01	UNCG	1,791	59.7
2001-02	UNCG	1,890	61.0
2002-03	Chattanooga	1,874	60.5
2003-04	Chattanooga	1,853	57.9
2004-05	Chattanooga	1,639	54.6
2005-06	Elon	1,580	56.4
2006-07	College of Charleston	1,795	59.8
2007-08	Chattanooga	1,866	56.5
2008-09	Samford	1,542	53.2



Three-time SoCon Player of the Year Kahlia Lawrence led Mercer to back-to-back regular-season co-championship runs and then helped the Bears clinch their first-ever outright regular-season title in 2018.

2009-10	Georgia Southern	1,752	56.5
2010-11	Samford	1,864	56.5
2011-12	Davidson	1,733	55.9
2012-13	Samford	1,685	54.4
2013-14	Chattanooga	1,856	56.2
2014-15	Chattanooga	1,665	50.5
2015-16	Samford	1,555	50.2
2016-17	Mercer	1,814	56.7
2017-18	Mercer	1,811	54.9
2018-19	UNCG	1,826	60.9
2019-20	UNCG	1,771	55.3

FIELD-GOAL PERCENTAGE

Year		FGM	FGA	Pct.
1984-85	ETSU	797	1,645	48.4
1985-86	Appalachian State	890	1,728	51.5
1986-87	Appalachian State	1001	1,792	50.8
1987-88	Appalachian State	953	1,891	50.4
1988-89	Appalachian State	815	2,670	48.8
1989-90	Furman	972	2,086	46.6
1990-91	Furman	882	1,937	45.5
1991-92	Appalachian State	781	1,701	45.9
1992-93	Appalachian State	791	1,671	47.3
1993-94	ETSU	723	1,542	49.6
1994-95	ETSU	859	1,844	46.6
1995-96	Davidson	693	1,693	44.4
1996-97	Marshall	763	1,740	43.9
1997-98	Davidson	743	1,558	47.7
1998-99	Davidson	750	1,602	46.8
1999-00	Chattanooga	797	1,736	45.9
2000-01	Western Carolina	717	1,596	44.9
2001-02	Chattanooga	859	1,959	43.8
2002-03	Western Carolina	681	1,579	43.1
2003-04	Chattanooga	820	1,869	43.9
2004-05	Chattanooga	742	1,805	41.1
2005-06	Chattanooga	854	1,853	46.1
2006-07	Chattanooga	842	1,921	43.8
2007-08	Chattanooga	841	1,917	43.9
2008-09	Chattanooga	769	1,804	42.6
2009-10	Appalachian State	900	2,084	43.2
2010-11	Appalachian State	917	2,026	45.3
2011-12	Samford	705	1,686	41.8
2012-13	Appalachian State	793	1,861	42.6
2013-14	Chattanooga	866	1,939	44.7
2014-15	ETSU	841	1,887	44.6
2015-16	Chattanooga	707	1,666	42.4
2016-17	Chattanooga	736	1,702	43.2
2017-18	Mercer	918	2,102	43.7
2018-19	Mercer	896	2,066	43.4
2019-20	UNCG	752	1,753	42.9
	Furman	715	1,802	42.9

3-POINT FIELD-GOAL PERCENTAGE

Year		3FGM	3FGA	Pct.
1987-88	Appalachian State	16	40	40.0
1988-89	Chattanooga	151	370	40.8

YEARLY LEADERS



1989-90	Appalachian State	55	145	37.9
1990-91	Appalachian State	136	332	41.0
1991-92	ETSU	92	273	33.7
1992-93	Appalachian State	116	319	36.4
1993-94	ETSU	106	275	38.5
1994-95	ETSU	146	401	36.4
1995-96	Appalachian State	150	423	35.5
1996-97	ETSU	112	295	38.0
1997-98	Davidson	109	302	36.1
1998-99	Chattanooga	188	520	36.2
1999-00	Davidson	141	353	39.9
2000-01	Furman	98	297	33.0
2001-02	Chattanooga	175	479	36.5
2002-03	Chattanooga	203	564	36.0
2003-04	Chattanooga	183	506	36.2
2004-05	ETSU	136	404	33.7
2005-06	Furman	164	430	38.1
2006-07	Chattanooga	257	746	34.5
2007-08	Furman	169	460	36.7
2008-09	Furman	195	517	37.7
2009-10	Davidson	167	460	36.3
2010-11	Samford	270	681	39.6
2011-12	Samford	234	661	35.4
2012-13	Samford	217	632	34.3
2013-14	Elon	127	346	36.7
2014-15	Furman	209	567	36.9
2015-16	Furman	222	670	33.1
2016-17	Wofford	168	498	38.7
2017-18	Chattanooga	184	519	38.4
2018-19	Wofford	180	514	35.0
2019-20	Wofford	218	623	.350

FREE-THROW PERCENTAGE

Year		FTM	FTA	Pct.
1984-85	Western Carolina	372	529	70.3
1985-86	Furman	360	525	68.6
1986-87	Marshall	340	474	71.7
1987-88	ETSU	347	491	69.7
1988-89	Marshall	373	524	71.2
1989-90	ETSU	449	651	69.0
1990-91	Appalachian State	609	852	71.5
1991-92	Appalachian State	416	597	69.7
1992-93	Appalachian State	385	562	68.5
1993-94	Furman	391	571	68.5
1994-95	ETSU	568	797	71.3
1995-96	Marshall	555	777	71.4
1996-97	Marshall	580	803	72.2
1997-98	UNCG	460	669	68.8
1998-99	Georgia Southern	471	667	70.6
1999-00	UNCG	410	570	71.9
2000-01	Georgia Southern	491	659	74.5
2001-02	Davidson	348	473	73.6
2002-03	Chattanooga	441	611	72.2
2003-04	Appalachian State	396	552	71.7
2004-05	Furman	526	702	74.9

2005-06	Furman	428	567	75.5
2006-07	Davidson	438	589	74.4
2007-08	Furman	415	541	76.7
2008-09	Furman	381	514	74.1
2009-10	Samford	425	560	75.9
2010-11	Samford	386	498	77.5
2011-12	Chattanooga	374	503	74.4
2012-13	Appalachian State	426	551	77.3
2013-14	Georgia Southern	397	544	73.0
2014-15	Western Carolina	446	607	73.5
2015-16	Furman	316	432	73.1
2016-17	Chattanooga	358	473	75.7
2017-18	Mercer	337	441	76.4
2018-19	Furman	472	636	74.2
2019-20	UNCG	387	502	.771

REBOUNDING MARGIN

Year		Team	Opp.	Margin
1984-85	Appalachian State	42.4	37.0	+5.4
1985-86	ETSU	37.0	34.4	+2.6
1986-87	Appalachian State	39.0	34.8	+4.2
1987-88	ETSU	43.4	39.1	+4.3
1988-89	Marshall	41.9	39.2	+2.7
1989-90	Furman	46.1	41.2	+4.9
1990-91	Furman	48.3	38.4	+9.8
1991-92	Marshall	38.1	35.8	+2.3
1992-93	ETSU	41.8	37.9	+3.9
1993-94	ETSU	49.6	36.7	+12.7
1994-95	ETSU	40.8	36.7	+4.1
1995-96	Appalachian State	43.1	39.1	+4.0
1996-97	Davidson	38.4	41.1	+3.7
1997-98	Appalachian State	39.1	35.5	+3.6
1998-99	Appalachian State	40.3	34.6	+5.7
1999-00	Furman	40.7	34.7	+6.0
2000-01	Chattanooga	42.0	35.1	+6.9
2001-02	UNCG	41.1	35.0	+6.0
2002-03	Georgia Southern	47.8	40.0	+7.8
2003-04	Georgia Southern	44.8	36.5	+8.3
2004-05	Chattanooga	43.0	34.1	+8.9
2005-06	Georgia Southern	43.4	38.7	+4.7
2006-07	Western Carolina	43.8	38.4	+5.3
2007-08	Western Carolina	44.7	39.7	+5.0
2008-09	Western Carolina	43.1	36.8	+6.3
2009-10	Appalachian State	43.0	35.7	+7.3
2010-11	Appalachian State	41.3	35.7	+5.6
2011-12	Appalachian State	41.6	35.2	+6.3
2012-13	Chattanooga	39.8	35.6	+4.2
2013-14	Appalachian State	40.5	35.0	+5.5
2014-15	Furman	40.4	36.6	+3.8
2015-16	Chattanooga	34.9	33.6	+1.3
	ETSU	38.4	37.1	+1.3
2016-17	UNCG	40.5	35.3	+5.1
2017-18	Furman	38.7	34.0	+4.7
2018-19	Furman	38.8	35.4	+3.5
2019-20	Furman	37.8	33.0	+4.8



Anna Freeman helped her Appalachian State squad lead the SoCon in rebounding margin in her first three seasons, from 2009-12.

Player of the Year

1985-86 – Karen Pelphrey, Marshall
 1986-87 – Katie Beck, ETSU
 1987-88 – Regina Kirk, Chattanooga
 1988-89 – Beth Laney, Appalachian State
 1989-90 – Glenda Cunningham, Appalachian State
 1990-91 – Natalie Cleckley, Furman
 1991-92 – Rushia Brown, Furman
 1992-93 – DeShawne Blocker, ETSU
 1993-94 – Angela Crosby, Appalachian State
 1994-95 – DeShawne Blocker, ETSU
 1995-96 – Amy Engle, ETSU
 1996-97 – Carolyn Kirsch, Davidson
 1997-98 – Jackie Smith, Furman
 1998-99 – Jackie Smith, Furman
 1999-00 – Damita Bullock, Chattanooga
 2000-01 – Damita Bullock, Chattanooga
 2001-02 – Jenny Nett, Wofford
 2002-03 – Deshara Shealey, Furman
 2003-04 – Katasha Brown, Chattanooga
 2004-05 – Tiffani Mayes, ETSU
 2005-06 – Coaches & Media: Katasha Brown, Chattanooga
 2006-07 – Coaches & Media: Alex Anderson, Chattanooga
 2007-08 – Coaches & Media: Alex Anderson, Chattanooga
 2008-09 – Coaches & Media: Shanara Hollinquest, Chattanooga
 2009-10 – Coaches & Media: Shanara Hollinquest, Chattanooga
 2010-11 – Coaches: Sam Ramirez, Appalachian State
 Media: Emily London, Samford
 2011-12 – Coaches: Sophia Aleksandravicius, Davidson
 Media: Anna Freeman, Appalachian State
 2012-13 – Coaches & Media: Sophia Aleksandravicius, Davidson
 2013-14 – Coaches & Media: Taylor Hall, Chattanooga
 2014-15 – Coaches & Media: Precious Bridges, Mercer
 2015-16 – Coaches & Media: Kahliia Lawrence, Mercer
 2016-17 – Coaches & Media: Kahliia Lawrence, Mercer
 2017-18 – Coaches & Media: Kahliia Lawrence, Mercer
 2018-19 – Coaches: Amanda Thompson, Mercer
 Media: KeKe Calloway, Mercer
 2019-20 – Coaches & Media: Nadine Soliman, UNCG

Defensive Player of the Year

2007-08 – Chevon Keith, Western Carolina
 2008-09 – Monique Floyd, UNCG
 2009-10 – Tonia Gerty, College of Charleston
 2010-11 – Anna Freeman, Appalachian State
 2011-12 – Sophia Aleksandravicius, Davidson
 2012-13 – Sophia Aleksandravicius, Davidson
 2013-14 – Taylor Hall, Chattanooga
 2014-15 – Alicia Payne, Chattanooga
 2015-16 – Alicia Payne, Chattanooga
 2016-17 – Jasmine Joyner, Chattanooga
 2017-18 – Erica Haynes-Overton, ETSU
 2018-19 – Erica Haynes-Overton, ETSU
 2019-20 – Shannon Titus, Mercer

Freshman of the Year

1985-86 – Teresa Bowlin, Furman
 1986-87 – Susan Lance, Chattanooga
 1987-88 – Natalie Cleckley, Furman
 1988-89 – Janice Rhynehardt, Furman
 1989-90 – Rushia Brown, Furman
 1990-91 – Penny Roberson, Appalachian State
 1991-92 – DeShawne Blocker, ETSU
 1992-93 – Shannon Spencer, Appalachian State
 1993-94 – Pam Owens, Western Carolina
 1994-95 – Natal Rosko, Marshall
 1995-96 – Kristina Behnfeldt, Marshall
 1996-97 – Carlise Oglesby, Chattanooga
 1997-98 – April Fleck, Western Carolina
 1998-99 – Heather Dykes, Chattanooga
 1999-00 – Wilma Simpson, College of Charleston
 2000-01 – Tiffany Hamm, Western Carolina
 2001-02 – Monica Pope, Furman
 2002-03 – Kiki Conyers, Appalachian State
 2003-04 – Katie Hamilton, Davidson
 2004-05 – Kristen Boone, UNCG
 2005-06 – Coaches & Media: Lauren Powell, Western Carolina
 2006-07 – Coaches & Media: Carolyn Whitney, Georgia Southern
 2007-08 – Coaches & Media: Mahagony Williams, Wofford
 2008-09 – Coaches & Media: Tiara Gause, Elon
 2009-10 – Coaches & Media: Ali Ford, Elon
 2010-11 – Coaches & Media: Laura Murray, Davidson
 2011-12 – Coaches: Brittany Hodges, Furman
 Media: Maryah Sydnor, Appalachian State
 2012-13 – Coaches: Holli Wilkins, Furman
 Media: Lucy Mason, UNCG
 2013-14 – Coaches: Jennifer Rhodes, Elon
 Media: Hannah Nichols, Samford
 2014-15 – Coaches & Media: Kahliia Lawrence, Mercer
 2015-16 – Coaches & Media: Linnea Rosendal, Mercer
 2016-17 – Coaches & Media: Nadine Soliman, UNCG
 2017-18 – Coaches & Media: Erica Haynes-Overton, ETSU
 2018-19 – Coaches: Eboni Williams, Chattanooga
 Media: Jewel Smalls, Western Carolina
 2019-20 – Lilly Hatton, Wofford

Coach of the Year

1983-84 – Sharon Fanning, Chattanooga
 1984-85 – Sharon Fanning, Chattanooga
 Linda Robinson, Appalachian State
 1985-86 – Judy Southard, Marshall
 1986-87 – Judy Southard, Marshall
 1987-88 – Craig Parrott, Chattanooga
 1988-89 – Linda Robinson, Appalachian State
 1989-90 – Sherry Carter, Furman
 1990-91 – Judy Southard, Marshall
 1991-92 – Sherry Carter, Furman
 1992-93 – Debbie Richardson, ETSU
 1993-94 – Linda Robinson, Appalachian State
 1994-95 – Karen Kemp, ETSU
 1995-96 – Linda Robinson, Appalachian State
 1996-97 – Sherry Carter, Furman
 1997-98 – Rusty Cram, Georgia Southern
 1998-99 – Lynne Agee, UNCG
 1999-00 – Wes Moore, Chattanooga
 2000-01 – Rusty Cram, Georgia Southern
 2001-02 – Lynne Agee, UNCG
 2002-03 – Beth Dunkenberger, Western Carolina
 2003-04 – Wes Moore, Chattanooga
 2004-05 – Wes Moore, Chattanooga
 2005-06 – Coaches & Media: Wes Moore, Chattanooga
 2006-07 – Coaches & Media: Kellie Harper, Western Carolina
 2007-08 – Coaches & Media: Wes Moore, Chattanooga
 2008-09 – Coaches & Media: Mike Morris, Samford
 2009-10 – Coaches & Media: Darcie Vincent, Appalachian State
 2010-11 – Coaches & Media: Darcie Vincent, Appalachian State
 2011-12 – Coaches & Media: Michele Savage, Davidson
 2012-13 – Coaches & Media: Wes Moore, Chattanooga
 2013-14 – Coaches & Media: Jackie Carson, Furman
 2014-15 – Coaches & Media: Jim Foster, Chattanooga
 2015-16 – Coaches & Media: Susie Gardner, Mercer
 2016-17 – Coaches & Media: Trina Patterson, UNCG
 2017-18 – Coaches & Media: Susie Gardner, Mercer
 2018-19 – Coaches & Media: Susie Gardner, Mercer
 2019-20 – Coaches: Trina Patterson, UNCG
 Media: Carley Kuhns, Samford

Ann Lashley Inspiration Award

2007-08 – Kitara McMoore, Elon
 2008-09 – Jade Hughes, College of Charleston
 2009-10 – Megan Wilderotter, Samford
 2010-11 – Bailey Dewart, Chattanooga
 2011-12 – Lashana Booker, Furman
 2012-13 – Mariah Masalin, Wofford
 2013-14 – Shelby Campbell, Samford
 2014-15 – Kayla Freeman, Chattanooga
 2015-16 – India Timpton, UNCG
 2016-17 – Allison Beasley, Furman
 2017-18 – Mallore Schurr, ETSU
 2018-19 – Amanda Thompson, Mercer
 2019-20 – Lakelyn Bouldin, Chattanooga

Tournament Most Valuable Player

1984 – Tina Chairs, Chattanooga
 1985 – Chris McClure, Chattanooga
 1986 – Regina Kirk, Chattanooga
 1987 – Valorie Whiteside, Appalachian State
 1988 – Valorie Whiteside, Appalachian State
 1989 – Janice Rhynehardt, Furman
 Nancy Smith, Chattanooga
 1990 – Shannon Thomas, Appalachian State
 1991 – Nicole Hopson, ETSU
 1992 – Kim Brown, Chattanooga
 1993 – Janice Johnson, Georgia Southern
 1994 – Rushia Brown, Furman
 1995 – DeShawne Blocker, ETSU
 1996 – Stephanie Wine, Marshall
 1997 – Keri Simmons, Marshall
 1998 – Telly Hall, Georgia Southern
 1999 – Beth Schoolfield, Appalachian State
 2000 – Brienne Dodgen, UNCG
 2001 – ChoRhonda Gwaltney, UNCG
 2002 – Miranda Warfield, Chattanooga
 2003 – Miranda Warfield, Chattanooga
 2004 – Katasha Brown, Chattanooga
 2005 – Jennifer Gardner, Western Carolina
 2006 – Tiffani Roberson, Chattanooga
 2007 – Alex Anderson, Chattanooga
 2008 – Alex Anderson, Chattanooga
 2009 – Brooke Johnson, Western Carolina
 2010 – Shanara Hollinquest, Chattanooga
 2011 – Savannah Hill, Samford
 2012 – Shelby Campbell, Samford
 2013 – Ashlen Dewart, Chattanooga
 2014 – Taylor Hall, Chattanooga
 2015 – Jasmine Joyner, Chattanooga
 2016 – Alicia Payne, Chattanooga
 2017 – Jasmine Joyner, Chattanooga
 2018 – Kahliia Lawrence, Mercer
 2019 – KeKe Calloway, Mercer
 2020 – Natalie Armstrong, Samford

ALL-CONFERENCE TEAMS



1983-84
Regina Blair, ETSU
Tina Chairs, Chattanooga
Kim Horsey, Chattanooga
Punkie Mills, ETSU
Karen Pelphrey, Marshall

1984-85
Regina Kirk, Chattanooga
Karla May, Marshall
Karen Pelphrey, Marshall
Karen Robinson, Appalachian State
Valorie Whiteside, Appalachian State

1985-86
First Team
Katie Beck, ETSU
Kim Bush, Chattanooga
Regina Kirk, Chattanooga
Karen Pelphrey, Marshall
Valorie Whiteside, Appalachian State

Second Team
Teresa Bowlin, Furman
Lucy Dunn, Furman
Emily Holliday, Western Carolina
Karla May, Marshall
Tammy Wiggins, Marshall

1986-87
First Team
Katie Beck, ETSU
Regina Kirk, Chattanooga
Kim Lewis, Marshall
Karen Robinson, Appalachian State
Tammy Simms, Marshall
Valorie Whiteside, Appalachian State
Tammy Wiggins, Marshall

Second Team
Jane Dalton, Appalachian State
Lucy Dunn, Furman
Kristi Glenn, Furman
Beth Laney, Appalachian State
Jeanne Marvel, Western Carolina
Kim Skala, ETSU

1987-88
First Team
Katie Beck, ETSU
Jane Dalton, Appalachian State
Regina Kirk, Chattanooga
Kim Lewis, Marshall
Jeanne Marvel, Western Carolina
Valorie Whiteside, Appalachian State

Second Team
Kendra Bell, Chattanooga
Lucy Dunn, Furman
Kim Johnson, Appalachian State
Beth Laney, Appalachian State
Jenelle Stephenson, Marshall
Lori Whitaker, Furman

1988-89
First Team
Nancy Glass, Furman
Kim Johnson, Appalachian State
Beth Laney, Appalachian State
Jenny Leavitt, Marshall
Janet Stallings, Chattanooga

Second Team
Nicole Hopson, ETSU
Missy Marvin, ETSU
Lea Ann Parsley, Marshall
Debbie Swicegood, Appalachian State
Marcheta Winton, Chattanooga

1989-90
First Team
Rushia Brown, Furman
Julie Copeland, Chattanooga
Glenda Cunningham, Appalachian State
Nicole Hopson, ETSU
Sheila Johnson, Marshall

Second Team
Kim Brown, Chattanooga
Natalie Cleckley, Furman
Nancy Glass, Furman
Janice Rhynehardt, Furman

Shannon Thomas, Appalachian State
Laura Vannoy, Western Carolina

1990-91
First Team
Kim Brown, Chattanooga
Natalie Cleckley, Furman
Nicole Hopson, ETSU
Sheila Johnson, Marshall
Shannon Thomas, Appalachian State

Second Team
Julie Copeland, Chattanooga
Wendy Gatlin, Marshall
Mae Louallen, ETSU
Janice Rhynehardt, Furman
Nancy Smith, Chattanooga

1991-92
First Team
DeShawne Blocker, ETSU
Kim Brown, Chattanooga
Rushia Brown, Furman
Tracy Krueger, Marshall
Janice Rhynehardt, Furman

Second Team
Shelly Carroll, Chattanooga
Kristi Huff, Marshall
Regina Ikard, Appalachian State
Lori Lyons, Western Carolina
Penny Roberson, Appalachian State

1992-93
First Team
DeShawne Blocker, ETSU
Kim Brown, Chattanooga
Rushia Brown, Furman
Angela Crosby, Appalachian State
Lori Lyons, Western Carolina

Second Team
Latoya Armstrong, Furman
Jan Cameron, Chattanooga
Tammy Dowdell, Chattanooga
Tracy Krueger, Marshall
Monique McClelland, Georgia Southern

1993-94
First Team
Angela Crosby, Appalachian State
DeShawne Blocker, ETSU
Rushia Brown, Furman
Tammy Dowdell, Chattanooga
Karen Stanley, Furman

Second Team
Janice Johnson, Georgia Southern
Andrea Autrey, Georgia Southern
Tamira Higgins, Marshall
Jan Cameron, Chattanooga
Penny Roberson, Appalachian State

1994-95
First Team
DeShawne Blocker, ETSU
Andrea Autrey, Georgia Southern
Karen Stanley, Furman
Amy Engle, ETSU
Kristi Creamer, Furman

Second Team
Tamira Higgins, Marshall
Janice Johnson, Georgia Southern
Andrea Hinton, Appalachian State
Karolina Karlqvist, Appalachian State
Tara Anderson, Georgia Southern

1995-96
First Team
Amy Engle, ETSU
Andrea Hinton, Appalachian State
Kristina Behnfeltd, Marshall
Shannon Spencer, Appalachian State
Telly Hall, Georgia Southern

Second Team

Melissa Davis, Appalachian State
Carolyn Kirsch, Davidson
Karen Mason, Western Carolina
Stacey Brown, Chattanooga
Stephanie Wine, Marshall

1996-97
First Team
Kristina Behnfeltd, Marshall
Carolyn Kirsch, Davidson
Tonya Bristow, Furman
Merideth Thompson, Appalachian State
Telly Hall, Georgia Southern

Second Team
Carlise Oglesby, Chattanooga
Karen Mason, Western Carolina
Natasha Jackson, Furman
Cindy McCauley, Marshall
LaSha Jackson, Western Carolina

1997-98
First Team
Jackie Smith, Furman
Jennifer O'Brien, Davidson
Sharon Mitchell, Georgia Southern
Rebecca Viverette, UNCG
Biz Brediger, UNCG

Second Team
Telly Hall, Georgia Southern
Beth Schoolfield, Appalachian State
Jessica Montrella, Davidson
Angie Fickes, ETSU
Kerry Brown, Davidson
Jenny Nett, Wofford

1998-99
First Team
Jackie Smith, Furman
Sharon Mitchell, Georgia Southern
Melinda Goodson, UNCG
Jamie Brown, Davidson
Beth Schoolfield, Appalachian State

Second Team
Jennifer O'Brien, Davidson
ChoRhonda Gwaltney, UNCG
Angie Fickes, ETSU
Jenny Nett, Wofford
Missy Peterson, College of Charleston

1999-00
Natasha Lettsome, Appalachian State
Damita Bullock, Chattanooga
Jennifer O'Brien, Davidson
Angie Fickes, ETSU
Erica Babb, ETSU
Jackie Smith, Furman
Tondra Warren, Georgia Southern
ChoRhonda Gwaltney, UNCG
Laura Echols, Western Carolina
Willow Russell, Western Carolina

2000-01 (Coaches)
Natasha Lettsome, Appalachian State
Wilma Simpson, College of Charleston
Jennifer Wilson, Chattanooga
Damita Bullock, Chattanooga
Tara Charles, Furman
Sharon Mitchell, Georgia Southern
ChoRhonda Gwaltney, UNCG
Brianna Dodgen, UNCG
Laura Echols, Western Carolina
Jenny Nett, Wofford

2000-01 (Media)
First Team
Natasha Lettsome, Appalachian State
Damita Bullock, Chattanooga
ChoRhonda Gwaltney, UNCG
Laura Echols, Western Carolina
Jenny Nett, Wofford

Second Team
Wilma Simpson, College of Charleston
Tara Charles, Furman

Sharon Mitchell, Georgia Southern
Danna Simpson, Georgia Southern
Brianna Dodgen, UNCG

2001-02 (Coaches)
Damita Bullock, Chattanooga
Miranda Warfield, Chattanooga
Jacinda Lambert, UNCG
Laura Echols, Western Carolina
Jenny Nett, Wofford
Janna Magette, Davidson
Orion Wake, Furman
Alie Rousseau, Georgia Southern
Danna Simpson, Georgia Southern
Samika Foster, UNCG

2001-02 (Media)
First Team
Damita Bullock, Chattanooga
Miranda Warfield, Chattanooga
Jacinda Lambert, UNCG
Laura Echols, Western Carolina
Jenny Nett, Wofford

Second Team
Janna Magette, Davidson
Orion Wake, Furman
Alie Rousseau, Georgia Southern
Danna Simpson, Georgia Southern
Samika Foster, UNCG

2002-03 (Coaches)
Tiffany Johnson, Appalachian State
Wilma Simpson, College of Charleston
Jennifer Wilson, Chattanooga
Miranda Warfield, Chattanooga
Emily Callahan, Davidson
Deshara Shealey, Furman
Shawnica Hill, Georgia Southern
Jessica Everett, Georgia Southern
Tiffany Hamm, Western Carolina
Jennifer Gardner, Western Carolina

2002-03 (Media)
First Team
Tiffany Johnson, Appalachian State
Wilma Simpson, College of Charleston
Deshara Shealey, Furman
Shawnica Hill, Georgia Southern
Tiffany Hamm, Western Carolina

Second Team
Heather McDivitt, Chattanooga
Jennifer Wilson, Chattanooga
Miranda Warfield, Chattanooga
Emily Callahan, Davidson
Jennifer Gardner, Western Carolina

2003-04 (Coaches)
Katasha Brown, Chattanooga
Tiffani Roberson, Chattanooga
Miranda Warfield, Chattanooga
Tiffany Mayes, ETSU
Kiya Verdell, ETSU
Holly Andrews, Elon
Courtney Nyborg, Elon
Deshara Shealey, Furman
Jacinda Lambert, UNCG
Tiffany Hamm, Western Carolina

2003-04 (Media)
First Team
Katasha Brown, Chattanooga
Katie Galloway, Chattanooga
Tiffani Mayes, ETSU
Deshara Shealey, Furman
Tiffany Hamm, Western Carolina

Second Team
Tiffani Roberson, Chattanooga
Holly Andrews, Elon
Courtney Nyborg, Elon
Jacinda Lambert, UNCG
Jennifer Gardner, Western Carolina

2004-05 (Coaches)
Patrice Bryant, College of Charleston
Katasha Brown, Chattanooga
Nicole Mattison, Chattanooga
Tiffani Roberson, Chattanooga
Katie Hamilton, Davidson
B.J. Banjo, ETSU
Tiffani Mayes, ETSU

WWW.SOCONSPORTS.COM

Jen Nadalin, Furman
Tommi Paris, Furman
Jennifer Gardner, Western Carolina

**2004-05 (Media)
First Team**

Katasha Brown, Chattanooga
Katie Hamilton, Davidson
Tiffani Mayes, ETSU
Jen Nadalin, Furman
Jennifer Gardner, Western Carolina

Second Team

Patrice Bryant, College of Charleston
Nicole Mattison, Chattanooga
Tiffani Roberson, Chattanooga
B.J. Banjo, ETSU
Tommi Paris, Furman

2005-06 (Coaches)

Kiki Conyers, Appalachian State
Katasha Brown, Chattanooga
Tiffani Roberson, Chattanooga
Nicole Mattison, Chattanooga
Alex Anderson, Chattanooga
Jessica Mitchell, Davidson
Janell Crayton, Davidson
Kitari McMoore, Elon
Nicole Newton, Georgia Southern
Kristen Boone, UNCG

**2005-06 (Media)
First Team**

Katasha Brown, Chattanooga
Tiffani Roberson, Chattanooga
Kitara McMoore, Elon
Nicole Newton, Georgia Southern
Kristen Boone, UNCG

Second Team

Nicole Mattison, Chattanooga
Alex Anderson, Chattanooga
Jessica Mitchell, Davidson
Janell Crayton, Davidson
Lauren Powell, Western Carolina

2006-07 (Coaches)

Whitney Tossie, Appalachian State
Alex Anderson, Chattanooga
Laura Hall, Chattanooga
Katie Hamilton, Davidson
Tiffany Brown, Georgia Southern
Kristen Boone, UNCG
Jasmine Byrd, UNCG
Monique Dawson, Western Carolina
Chevon Keith, Western Carolina
Lauren Powell, Western Carolina

**2006-07 (Media)
First Team**

Whitney Tossie, Appalachian State
Alex Anderson, Chattanooga
Kristen Boone, UNCG
Monique Dawson, Western Carolina
Chevon Keith, Western Carolina

Second Team

Katie Hamilton, Davidson
Tia Washington, Davidson
Tiffany Brown, Georgia Southern
Jasmine Byrd, UNCG
Lauren Powell, Western Carolina

2007-08 (Coaches)

Whitney Tossie, Appalachian State
Alex Anderson, Chattanooga
Brooke Hand, Chattanooga
Shanara Hollinquest, Chattanooga
Mercedes Robinson, Davidson
Tierra Bumbrey, Elon
Shawnda Atwood, Georgia Southern
Tiffany Brown, Georgia Southern
Monique Dawson, Western Carolina
Chevon Keith, Western Carolina

**2007-08 (Media)
First Team**

Whitney Tossie, Appalachian State

Alex Anderson, Chattanooga
Mercedes Robinson, Davidson
Tierra Bumbrey, Elon
Chevon Keith, Western Carolina

Second Team

Jill Furstenburg, College of Charleston
Shanara Hollinquest, Chattanooga
Shawnda Atwood, Georgia Southern
Tiffany Brown, Georgia Southern
Monique Dawson, Western Carolina

2008-09 (Coaches)

Tonia Gerty, College of Charleston
Jade Hughes, College of Charleston
Shanara Hollinquest, Chattanooga
Erin Ogan, Chattanooga
Jenaya Wade-Fray, Chattanooga
Mercedes Robinson, Davidson
Lee Stephens, Furman
Savannah Hill, Samford
Emily London, Samford
Brooke Johnson, Western Carolina

**2008-09 (Media)
First Team**

Jade Hughes, College of Charleston
Shanara Hollinquest, Chattanooga
Mercedes Robinson, Davidson
Lee Stephens, Furman
Emily London, Samford

Second Team

Brittany Mixon, Appalachian State
Tonia Gerty, College of Charleston
Erin Ogan, Chattanooga
Savannah Hill, Samford
Brooke Johnson, Western Carolina

2009-10 (Coaches)

Sam Ramirez, Appalachian State
Tonia Gerty, College of Charleston
Shanara Hollinquest, Chattanooga
Jenaya Wade-Fray, Chattanooga
Alex Thompson, Davidson
Ali Ford, Elon
Lee Stephens, Furman
Savannah Hill, Samford
Emily London, Samford
Emily Clarke, Western Carolina

**2009-10 (Media)
First Team**

Tonia Gerty, College of Charleston
Shanara Hollinquest, Chattanooga
Jenaya Wade-Fray, Chattanooga
Ali Ford, Elon
Emily London, Samford

Second Team

Ashlen Dewart, Appalachian State
Anna Freeman, Appalachian State
Sam Ramirez, Appalachian State
Alex Thompson, Davidson
Savannah Hill, Samford

2010-11 (Coaches)

Sam Ramirez, Appalachian State
Ashlen Dewart, Appalachian State
Anna Freeman, Appalachian State
Whitney Hood, Chattanooga
Kayla Christopher, Chattanooga
Sophia Aleksandravicius, Davidson
Ali Ford, Elon
Monique Floyd, UNCG
Savannah Hill, Samford
Emily London, Samford

**2010-11 (Media)
First Team**

Ashlen Dewart, Appalachian State
Sam Ramirez, Appalachian State
Whitney Hood, Chattanooga
Sophia Aleksandravicius, Davidson

Emily London, Samford

Second Team

Anna Freeman, Appalachian State
Kelsey Evans, Elon
Ali Ford, Elon
Monique Floyd, UNCG
Savannah Hill, Samford

2011-12 (Coaches)

Anna Freeman, Appalachian State
Courtney Freeman, Appalachian State
Sophia Aleksandravicius, Davidson
Laura Murray, Davidson
Ali Ford, Elon
Paige Anderson, Samford
Whitney Hood, Chattanooga
Kayla Christopher, Chattanooga
Taylor Hall, Chattanooga
Kaila'Shea Menendez, Western Carolina

**2011-12 (Media)
First Team**

Anna Freeman, Appalachian State
Sophia Aleksandravicius, Davidson
Laura Murray, Davidson
Ali Ford, Elon
Whitney Hood, Chattanooga

Second Team

Courtney Freeman, Appalachian State
Kelsey Evans, Elon
Raegan Thompson, Furman
Paige Anderson, Samford
Kaila'Shea Menendez, Western Carolina

2012-13 (Coaches)

Anna Freeman, Appalachian State
Maryah Sydnor, Appalachian State
Sophia Aleksandravicius, Davidson
Laura Murray, Davidson
Ali Ford, Elon
Kelsey Evans, Elon
Jazmine Martin, Samford
Ashlen Dewart, Chattanooga
Kayla Christopher, Chattanooga
Taylor Hall, Chattanooga

**2012-13 (Media)
First Team**

Anna Freeman, Appalachian State
Sophia Aleksandravicius, Davidson
Ali Ford, Elon
Kayla Christopher, Chattanooga
Ashlen Dewart

Second Team

Maryah Sydnor, Appalachian State
Laura Murray, Davidson
Kelsey Evans, Elon
Jazmine Martin, Samford
Daniella Motley, Wofford

2013-14 (Coaches)

Maryah Sydnor, Appalachian State
Dakota Dukes, Davidson
Laura Murray, Davidson
Kelsey Harris, Elon
Brittany Hodges, Furman
Holli Wilkins, Furman
Anna Claire Knight, Georgia Southern
Alex Black, Chattanooga
Ashlen Dewart, Chattanooga
Taylor Hall, Chattanooga

**2013-14 (Media)
First Team**

Maryah Sydnor, Appalachian State
Laura Murray, Davidson
Brittany Hodges, Furman
Holli Wilkins, Furman
Taylor Hall, Chattanooga

Second Team

Dakota Dukes, Davidson
Hannah Early, Davidson
Kelsey Harris, Elon
Anna Claire Knight, Georgia Southern

Ashlen Dewart, Chattanooga

**2014-15 (Coaches)
First Team**

Whitney Bunn, Furman
Brittany Hodges, Furman
Precious Bridges, Mercer
Chelsey Shumpert, Chattanooga
Jasmine Joyner, Chattanooga

Second Team

Serena Clark, ETSU
Destiny Mitchell, ETSU
Hannah Nichols, Samford
Taylor Reece, Samford
Justin Taylor, Western Carolina

**2014-15 (Media)
First Team**

Whitney Bunn, Furman
Brittany Hodges, Furman
Precious Bridges, Mercer
Jasmine Joyner, Chattanooga
Chelsey Shumpert, Chattanooga

Second Team

Shamauria Bridges, ETSU
Serena Clark, ETSU
Lucy Mason, UNCG
Hannah Nichols, Samford
Justin Taylor, Western Carolina

**2015-16 (Coaches)
First Team**

Tianna Tarter, ETSU
Whitney Bunn, Furman
Kahlia Lawrence, Mercer
Lucy Mason, UNCG
Jasmine Joyner, Chattanooga

Second Team

Shamauria Bridges, ETSU
Holli Wilkins, Furman
Destiny Elliott, Samford
Queen Alford, Chattanooga
Keiana Gilbert, Chattanooga

**2015-16 (Media)
First Team**

Tianna Tarter, ETSU
Whitney Bunn, Furman
Kahlia Lawrence, Mercer
Lucy Mason, UNCG
Jasmine Joyner, Chattanooga

Second Team

Shamauria Bridges, ETSU
Holli Wilkins, Furman
Taylor Reece, Samford
Queen Alford, Chattanooga
Keiana Gilbert, Chattanooga
Alicia Payne, Chattanooga

**2016-17 (Coaches)
First Team**

Tianna Tarter, ETSU
Whitney Bunn, Furman
Kahlia Lawrence, Mercer
Sydni Means, Mercer
Jasmine Joyner, Chattanooga

Second Team

Shamauria Bridges, ETSU
Cierra Carter, Furman
Nadine Soliman, UNCG
Hannah Nichols, Samford
Chelsey Shumpert, Chattanooga
Chloe Wanink, Wofford

**2016-17 (Media)
First Team**

Shamauria Bridges, ETSU
Tianna Tarter, ETSU
Whitney Bunn, Furman
Kahlia Lawrence, Mercer

ALL-CONFERENCE TEAMS



Jasmine Joyner, Chattanooga

Second Team

Sydni Means, Mercer
Nadine Soliman, UNCG
Hannah Nichols, Samford
Chelsey Shumpert, Chattanooga
Chloe Wanink, Wofford

2017-18 (Coaches)

First Team

Tianna Tarter, ETSU
KeKe Calloway, Mercer
Kahlia Lawrence, Mercer
Sydni Means, Mercer
Keiana Gilbert, Chattanooga

Second Team

Erica Haynes-Overton, ETSU
Cierra Carter, Furman
Ije Ajemba, UNCG
Nadine Soliman, UNCG
Da'Ja Green, Wofford

Third Team

Le'Jzae Davidon, Furman
Celena Taborn, Furman
Hannah Nichols, Samford
Lakelyn Bouldin, Chattanooga
Aryanna Gilbert, Chattanooga

2017-18 (Media)

First Team

Erica Haynes-Overton, ETSU
KeKe Calloway, Mercer
Amanda Thompson, Mercer
Nadine Soliman, UNCG
Chloe Wanink, Wofford

Second Team

Le'Jzae Davidson, Furman
Celena Taborn, Furman
Shannon Titus, Mercer
Lakelyn Bouldin, Chattanooga
Te'ja Twitty, UNCG
Da'Ja Green, Wofford

2018-19 (Coaches)

First Team

Erica Haynes-Overton, ETSU
KeKe Calloway, Mercer
Amanda Thompson, Mercer
Nadine Soliman, UNCG
Chloe Wanink, Wofford

Second Team

Le'Jzae Davidson, Furman
Celena Taborn, Furman
Shannon Titus, Mercer
Lakelyn Bouldin, Chattanooga
Te'ja Twitty, UNCG
Da'Ja Green, Wofford

All-Defensive Team

Erica Haynes-Overton, ETSU
Kaitlyn Duncan, Furman

Shannon Titus, Mercer
Arienne Whitaker, Chattanooga
Cairo Booker, Wofford

2018-19 (Media)

First Team

Le'Jzae Davidson, Furman
KeKe Calloway, Mercer
Amanda Thompson, Mercer
Nadine Soliman, UNCG
Chloe Wanink, Wofford

Second Team

Erica Haynes-Overton, ETSU
Celena Taborn, Furman
Shannon Titus, Mercer
Lakelyn Bouldin, Chattanooga
Te'ja Twitty, UNCG

Third Team

Micah Scheetz, ETSU
Natalie Armstrong, Samford
Jewel Smalls, Western Carolina
Cairo Booker, Wofford
Da'Ja Green, Wofford

2019-20 (Coaches)

First Team

Jaron Dougherty, Mercer
Nadine Soliman, UNCG
Natalie Armstrong, Samford
Sarah Myers, Samford
Chloe Wanink, Wofford

Second Team

Le'Jzae Davidson, Furman
Tierra Hodges, Furman
Shannon Titus, Mercer
Te'ja Twitty, UNCG
Da'Ja Green, Wofford

All-Defensive Team

Tijuana Kimbro, ETSU
Shannon Titus, Mercer
Shauntai Battle, Samford
NaKeia Burks, Chattanooga
Cairo Booker, Wofford

2019-20 (Media)

First Team

Tierra Hodges, Furman
Nadine Soliman, UNCG
Natalie Armstrong, Samford
Sarah Myers, Samford
Chloe Wanink, Wofford

Second Team

Micah Scheetz, ETSU
Le'Jzae Davidson, Furman
Shannon Titus, Mercer
Jaron Dougherty, Mercer
Te'ja Twitty, UNCG

Third Team

Charity Brown, Samford
Lakelyn Bouldin, Chattanooga
Bria Dial, Chattanooga
Jewel Smalls, Western Carolina
Da'Ja Green, Wofford

WWW.SOCONSPORTS.COM

Four-time all-conference selections

Only five players in Southern Conference history have been named to the all-conference team four times in a career: DeShawne Blocker, ETSU; Rushia Brown, Furman; Ali Ford, Elon; Regina Kirk, Chattanooga; and Valorie Whiteside, Appalachian State.



DeShawne Blocker
ETSU
1991-95



Rushia Brown
Furman
1989-94



Ali Ford
Elon
2009-13



Regina Kirk
Chattanooga
1984-88



Valorie Whiteside
Appalachian State
1984-88



Tonia Gerty was an all-freshman pick for College of Charleston in 2007-08.

2000-01

Miranda Warfield, Chattanooga
Kim Lawrence, Furman
Shawnica Hill, Georgia Southern
Tiffany Hamm, Western Carolina
Natalie Walsh, Wofford

2001-02

Joanie White, Appalachian State
Ashley Reed, ETSU
Monica Pope, Furman
Amanda Eaton, UNCG
Ki-Ki Glass, Western Carolina

2002-03

KiKi Conyers, Appalachian State
Katasha Brown, Chattanooga
Tiffani Roberson, Chattanooga
Kala Greene, Western Carolina
Nakia Mister, Wofford

2003-04

Crystal Barriner, Appalachian State
Katie Hamilton, Davidson
Brooke Wilhoit, ETSU
Jasmine Byrd, UNCG
Erin May, Western Carolina

2004-05

Laura Hall, Chattanooga
Brooke Hand, Chattanooga
Danielle Hemerka, Davidson
Chrissy Phelps, Furman
Kristen Boone, UNCG

2005-06

Greteya Kelley, Appalachian State
Jade Hughes, College of Charleston
Kelly Gassie, Davidson
Ashley Melson, Georgia Southern
Lauren Powell, Western Carolina

2006-07

GiGi Thomas, Appalachian State
Jenaya Wade-Fray, Chattanooga
Tiffany Davis, Elon
Carolyn Whitney, Georgia Southern
Heather Swayne, Western Carolina

**2007-08
Coaches**

Sam Ramirez, Appalachian State
Tonia Gerty, College of Charleston
Monique Floyd, UNCG
Emily Clarke, Western Carolina
Mahogany Williams, Wofford

**2007-08
Media**

Emily Clarke, Western Carolina
Tonia Gerty, College of Charleston
Frances Hernandez, Appalachian State
Sam Ramirez, Appalachian State
Mahogany Williams, Wofford

**2008-09
Coaches**

Canesha Edwards, Appalachian State
Sade Means, Appalachian State
Tiara Gause, Elon
Courtney Medley, Elon
Kaila'Shea Menendez, Western Carolina

**2009-10
Coaches**

Ashlen Dewart, Appalachian State
Anna Freeman, Appalachian State
Kayla Christopher, Chattanooga
Sophia Aleksandravicius, Davidson
Ali Ford, Elon

**2010-11
Coaches**

Janae Smith, College of Charleston
Laura Murray, Davidson
MiMi DuBose, Georgia Southern
Janae' Stevenson, UNCG
Rena Wakama, Western Carolina

**2010-11
Media**

Janae Smith, College of Charleston
Laura Murray, Davidson
MiMi DuBose, Georgia Southern
Janae' Stevenson, UNCG
Shelby Campbell, Samford

**2011-12
Coaches**

Maryah Sydnor, Appalachian State
Sam Coffey, Elon
Brittany Hodges, Furman
Taylor Reece, Samford
Ali Lane, Western Carolina

**2011-12
Media**

Maryah Sydnor, Appalachian State
Sam Coffey, Elon
Brittany Hodges, Furman
Anna Claire Knight, Georgia Southern
Taylor Reece, Samford

**2012-13
Coaches**

Dakota Dukes, Davidson
Holli Wilkins, Furman
Lucy Mason, UNCG
Tatianna Jackson, Chattanooga
Lindsay Simpson, Western Carolina

**2012-13
Media**

Dakota Dukes, Davidson
Holli Wilkins, Furman
Lucy Mason, UNCG
Tatianna Jackson, Chattanooga
Lindsay Simpson, Western Carolina

**2013-14
Coaches**

Lauren Brown, Elon
Jennifer Rhodes, Elon
Whitney Bunn, Furman
Hannah Nichols, Samford
Chelsey Shumpert, Chattanooga

**2013-14
Media**

Lauren Brown, Elon
Jennifer Rhodes, Elon
Whitney Bunn, Furman
Hannah Nichols, Samford
Chelsey Shumpert, Chattanooga

**2014-15
Coaches**

Tianna Tarter, ETSU
Cierra Carter, Furman
Kahlia Lawrence, Mercer
Destiney Elliott, Samford
Keiana Gilbert, Chattanooga

**2014-15
Media**

Tianna Tarter, ETSU
Cierra Carter, Furman
Kahlia Lawrence, Mercer
Destiney Elliott, Samford
Keiana Gilbert, Chattanooga

**2015-16
Coaches**

Raven Dean, ETSU
Kaitlyn Duncan, Furman
KeKe Calloway, Mercer
Linnea Rosendal, Mercer
Raziyah Farrington, Western Carolina

**2015-16
Media**

Raven Dean, ETSU
Kaitlyn Duncan, Furman
KeKe Calloway, Mercer
Linnea Rosendal, Mercer
Raziyah Farrington, Western Carolina
Chloe Wanink, Wofford

**2016-17
Coaches**

Le'Jzae Davidson, Furman
Nadine Soliman, UNCG
Te'ja Twitty, UNCG
Katie Allen, Samford
Lakelyn Bouldin, Chattanooga

**2016-17
Media**

Le'Jzae Davidson, Furman
Nadine Soliman, UNCG
Te'ja Twitty, UNCG
Samantha Fitzgerald, Samford
Lakelyn Bouldin, Chattanooga

**2017-18
Coaches**

Erica Haynes-Overton, ETSU
Celena Taborn, Furman
Bria Dial, Chattanooga
Da'Ja Green, Wofford
Jamari McDavid, Wofford

**2017-18
Media**

Erica Haynes-Overton, ETSU
Celena Taborn, Furman
Makaila Woolard, Samford
Da'Ja Green, Wofford
Jamari McDavid, Wofford

**2018-19
Coaches**

Kaia Upton, ETSU
Milica Manojlovic, Furman
Ebony Williams, Chattanooga
Jewel Smalls, Western Carolina
Niyah Lutz, Wofford

**2018-19
Media**

Kaia Upton, ETSU
Milica Manojlovic, Furman
Ebony Williams, Chattanooga
Jewel Smalls, Western Carolina
Jackie Carman, Wofford

**2019-20
Coaches**

Lindsey Taylor, Furman
Jill Harris, Mercer
Dena Jarrells, Chattanooga
Andrea Martin Ruiz, Western Carolina
Alyssa Walker, Western Carolina
Lilly Hatton, Wofford

**2019-20
Media**

Lindsey Taylor, Furman
Jill Harris, Mercer
Dena Jarrells, Chattanooga
Andrea Martin Ruiz, Western Carolina
Lilly Hatton, Wofford

PLAYER OF THE WEEK



1988-89

Nov. 28 Shirley Shannon, Western Carolina
 Dec. 5 Lea Ann Parsley, Marshall
 Dec. 12 Marcheta Winton, Chattanooga
 Dec. 19 Beth Laney, Appalachian State
 Jan. 6 Beth Laney, Appalachian State
 Jan. 13 Marcheta Winton, Chattanooga
 Jan. 20 Kim Johnson, Appalachian State
 Jan. 27 Jenny Leavitt, Marshall
 Feb. 6 Jenny Leavitt, Marshall
 Feb. 13 Kim Johnson, Appalachian State
 Feb. 20 Nicole Hopson, ETSU
 Feb. 27 Beth Laney, Appalachian State

1989-90

Nov. 27 Julie Copeland, Chattanooga
 Dec. 4 Lea Ann Parsley, Marshall
 Dec. 11 Rushia Brown, Furman
 Dec. 18 Rushia Brown, Furman
 Jan. 1 Janice Rhynehardt, Furman
 Jan. 8 Shannon Thomas, Appalachian State
 Jan. 15 Julie Copeland, Chattanooga
 Jan. 22 Sheila Johnson, Marshall
 Jan. 29 Glenda Cunningham, Appalachian State
 Feb. 5 Nicole Hopson, ETSU
 Feb. 12 Glenda Cunningham, Appalachian State
 Feb. 19 Nicole Hopson, ETSU
 Feb. 26 Kim Brown, Chattanooga

1990-91

Nov. 26 Shannon Thomas, Appalachian State
 Dec. 3 Nicole Hopson, ETSU
 Dec. 10 Shannon Thomas, Appalachian State
 Dec. 17 Karen Gruca, Appalachian State
 Jan. 7 Nicole Hopson, ETSU
 Jan. 14 Natalie Cleckley, Furman
 Jan. 21 Natalie Cleckley, Furman
 Jan. 28 Nicole Hopson, ETSU
 Feb. 4 Natalie Cleckley, Furman
 Feb. 11 Mae Louallen, ETSU
 Feb. 18 Nicole Hopson, ETSU
 Feb. 25 Natalie Cleckley, Furman

1991-92

Nov. 9 Shelly Carroll, Chattanooga
 Nov. 16 Kim Kraft, Marshall
 Nov. 23 Lori Lyons, Western Carolina
 Jan. 6 Tracy Krueger, Marshall
 Jan. 13 Rushia Brown, Furman
 Jan. 20 Shannon Thomas, Appalachian State
 Jan. 27 Regina Brown, Western Carolina
 Feb. 3 Rushia Brown, Furman
 Feb. 10 Tracy Krueger, Marshall
 Feb. 17 DeShawne Blocker, ETSU
 Feb. 24 Mitzi Story, Appalachian State

1992-93

Nov. 30 Lori Lyons, Western Carolina
 Dec. 7 Kim Brown, Chattanooga
 Dec. 14 Angie Crosby, Appalachian State
 Dec. 21 Jennifer Seaton, ETSU
 Jan. 4 Kim Brown, Chattanooga
 Jan. 11 Tracy Krueger, Marshall
 Jan. 18 DeShawne Blocker, ETSU
 Jan. 25 Lori Lyons, Western Carolina
 Feb. 1 Tracy Krueger, Marshall
 Feb. 8 DeShawne Blocker, ETSU
 Feb. 15 Tracy Krueger, Marshall
 Feb. 22 Angie Crosby, Appalachian State
 March 1 Jennifer Jones, Furman

1993-94

Nov. 29 Angela Crosby, Appalachian State
 Dec. 6 DeShawne Blocker, ETSU
 Dec. 13 Angela Rowe, Western Carolina
 Dec. 20 Angela Crosby, Appalachian State
 Jan. 3 DeShawne Blocker, ETSU
 Jan. 10 Andrea Autrey, Georgia Southern
 Jan. 17 DeShawne Blocker, ETSU
 Jan. 24 Karen Stanley, Furman
 Jan. 31 Karen Stanley, Furman
 Feb. 7 Angela Crosby, Appalachian State
 Feb. 14 Tonya Sharpe, Davidson
 Feb. 21 Angela Crosby, Appalachian State
 Feb. 28 Janice Johnson, Georgia Southern

1994-95

Dec. 5 DeShawne Blocker, ETSU
 Dec. 12 Natal Rosko, Marshall
 Dec. 19 Carolyn Kirsch, Davidson
 Jan. 2 Kristi Creamer, Furman
 Jan. 9 Amy Engle, ETSU
 Jan. 16 Justina McClellan, ETSU
 Jan. 23 DeShawne Blocker, ETSU
 Jan. 30 Karolina Karlqvist, Appalachian State
 Feb. 6 Karen Stanley, Furman
 Feb. 13 Karen Mason, Western Carolina
 Feb. 20 Andrea Autrey, Georgia Southern
 Feb. 27 Andrea Autrey, Georgia Southern

1995-96

Nov. 27 Amy Engle, ETSU
 Dec. 4 Rachel Glass, ETSU
 Dec. 11 Telly Hall, Georgia Southern
 Dec. 18 Meredith Thompson, Appalachian State
 Jan. 8 Telly Hall, Georgia Southern
 Jan. 15 Karen Mason, Western Carolina
 Jan. 22 Marysue James, Georgia Southern
 Jan. 29 Andrea Hinton, Appalachian State
 Feb. 5 Kristina Behnfeldt, Marshall
 Feb. 12 Amy Engle, ETSU
 Feb. 19 Melissa Davis, Appalachian State
 Feb. 26 Cindy McCauley, Marshall

1996-97

Dec. 2 Karen Mason, Western Carolina
 Dec. 9 Willow Russell, Western Carolina
 Dec. 16 Rachel Glass, ETSU
 Jan. 6 Kristina Behnfeldt, Marshall
 Jan. 13 Carlise Oglesby, Chattanooga
 Jan. 20 Carolyn Kirsch, Davidson
 Jan. 27 Telly Hall, Georgia Southern
 Feb. 3 Tarsha Askew, Georgia Southern
 Feb. 10 Meredith Thompson, Appalachian State
 Feb. 17 Angie Fickes, ETSU
 Feb. 24 Carlise Oglesby, Chattanooga
 March 3 Carlise Oglesby, Chattanooga

1997-98

Dec. 8 Sharon Mitchell, Georgia Southern
 Dec. 15 Jennifer O'Brien, Davidson
 Dec. 22 Sharon Mitchell, Georgia Southern
 Jan. 5 Jackie Smith, Furman
 Jan. 12 Heidi White, Furman
 Jan. 19 Sharon Mitchell, Georgia Southern
 Jan. 26 Biz Brediger, UNCG
 Feb. 2 Beth Schoolfield, Appalachian State
 Feb. 9 Jackie Smith, Furman
 Feb. 16 Jackie Smith, Furman
 Feb. 23 Biz Brediger, UNCG
 March 2 Jackie Smith, Furman

1998-99

Jan. 14 Melinda Goodson, UNCG
 Dec. 21 Jamie Brown, Davidson
 Jan. 4 Jenny Nett, Wofford
 Jan. 11 Jackie Smith, Furman
 Jan. 18 Sharon Mitchell, Georgia Southern
 Jan. 25 Angie Fickes, ETSU
 Feb. 1 Jackie Smith, Furman
 Feb. 8 Jackie Smith, Furman
 Feb. 15 Sharon Mitchell, Georgia Southern
 Feb. 22 Katy Kamp, Davidson

1999-00

Dec. 6 Damita Bullock, Chattanooga
 Dec. 13 Jennifer O'Brien, Davidson
 Dec. 20 Melinda Goodson, UNCG
 Jan. 3 Jackie Smith, Furman
 Jan. 10 Jennifer O'Brien, Davidson
 Jan. 17 Erica Babb, ETSU
 Jan. 24 Jackie Smith, Furman
 Jan. 31 Jackie Smith, Furman
 Feb. 7 Erica Babb, ETSU
 Feb. 14 Erin Thurman, ETSU
 Feb. 21 Tishay Lewis, Chattanooga
 Feb. 28 Brianne Dodgen, UNCG
 Jackie Smith, Furman

2000-01

Nov. 27 Tara Charles, Furman
 Dec. 4 Laura Echols, Western Carolina
 Dec. 11 Chris Forman, ETSU
 Dec. 18 Nneka Irons, Chattanooga

2001-02

Dec. 3 Jenny Nett, Wofford
 Dec. 10 Laura Echols, Western Carolina
 Dec. 17 Jenny Nett, Wofford
 Dec. 24 Alie Rousseau, Georgia Southern
 Jan. 7 Bethany Schott, Davidson
 Jan. 14 Orion Wake, Furman
 Jan. 21 Danna Simpson, Georgia Southern
 Samika Foster, UNCG
 Jan. 28 Meghan Bryant, Davidson
 Feb. 4 Aisha Bryant, Appalachian State
 Feb. 11 Becky Wollenberg, College of Charleston
 Feb. 18 Jenny Nett, Wofford
 Feb. 25 Jennifer Gardner, Western Carolina

2002-03

Dec. 2 Tiffany Hamm, Western Carolina
 Dec. 9 Bethany Schott, Davidson
 Dec. 16 Amanda Eaton, UNCG
 Dec. 23 Willma Simpson, College of Charleston
 Jan. 6 Shawnica Hill, Georgia Southern
 Jan. 13 Lindsey Reed, UNCG
 Jan. 20 Tiffany Johnson, Appalachian State
 Jan. 27 Emily Callahan, Davidson
 Jan. 27 Kiya Verdell, ETSU
 Feb. 3 Tiffany Patton, Chattanooga
 Feb. 10 Jessica Everett, Georgia Southern
 Feb. 17 Nicole Murray, UNCG
 Feb. 24 Ricaye Harris, Wofford
 March 3 Tiffany Hamm, Western Carolina

2003-04

Dec. 1 Tiffany Hamm, Western Carolina
 Dec. 8 Katasha Brown, Chattanooga
 Dec. 15 Katasha Brown, Chattanooga
 Dec. 22 Tiffani Mayes, ETSU
 Jan. 5 Holly Andrews, Elon
 Jan. 12 Aisha Bryant, Appalachian State
 Jan. 19 Katie Hamilton, Davidson
 Jan. 26 Tiffani Mayes, ETSU



Wofford's Jenny Nett earned four player-of-the-week awards during her career.

WWW.SOCONSPORTS.COM

Feb. 2 Jennifer Gardner, Western Carolina
 Feb. 9 Jessica Williams, Elon
 Feb. 16 Tiffany Hamm, Western Carolina
 Feb. 23 Jennifer Gardner, Western Carolina
 March 1 Katie Hamilton, Davidson

2004-05

Dec. 6 Katie Hamilton, Davidson
 Dec. 13 Jen Nadalin, Furman
 Dec. 20 Jennifer Gardner, Western Carolina
 Jan. 3 Nicole Newton, Georgia Southern
 Jan. 10 Tiffani Mayes, ETSU
 Jan. 17 Patrice Bryant, College of Charleston
 Jan. 24 Jennifer Gardner, Western Carolina
 Jan. 31 Jennifer Gardner, Western Carolina
 Feb. 7 Jen Nadalin, Furman
 Feb. 14 Patrice Bryant, College of Charleston
 Feb. 21 Tiffani Mayes, ETSU
 Feb. 28 Lindsey Smith, Appalachian State

2005-06

Nov. 29 Kitara McMoore, Elon
 Dec. 6 Alex Anderson, Chattanooga
 Dec. 13 Brooke Hand, Chattanooga
 Dec. 20 Alex Anderson, Chattanooga
 Jan. 2 Kitara McMoore, Elon
 Jan. 9 Katasha Brown, Chattanooga
 Jan. 16 Kitara McMoore, Elon
 Jan. 23 Brynn Kelly, Davidson
 Jan. 30 Nicole Newton, Georgia Southern
 Feb. 6 Katasha Brown, Chattanooga
 Feb. 13 Kemena Brooks, UNCG
 Feb. 20 Alex Anderson, Chattanooga
 Feb. 27 Nicole Newton, Georgia Southern

2006-07

Nov. 21 Alex Anderson, Chattanooga
 Nov. 28 Jasmine Byrd, UNCG
 Dec. 5 Whitney Tossie, Appalachian State
 Dec. 12 Jessica Mitchell, Davidson
 Dec. 19 Alex Anderson, Chattanooga
 Jan. 2 Alex Anderson, Chattanooga
 Jan. 9 Alex Anderson, Chattanooga
 Kristen Boone, UNCG
 Jan. 16 Monique Dawson, Western Carolina
 Jan. 23 Maria Grimes, Appalachian State
 Jan. 30 Alex Anderson, Chattanooga
 Feb. 6 Alex Anderson, Chattanooga
 Feb. 13 Chevon Keith, Western Carolina
 Feb. 20 Jennifer Weurding, Wofford

2007-08

Nov. 20 Alex Anderson, Chattanooga
 Nov. 27 Kelsi Koenig, Wofford
 Dec. 4 Brooke Johnson, Western Carolina
 Dec. 11 Ashley Pellom, Western Carolina
 Dec. 18 Alex Anderson, Chattanooga
 Jan. 2 Alex Anderson, Chattanooga
 Jan. 8 Alex Anderson, Chattanooga
 Jan. 15 Jill Furstenburg, College of Charleston
 Jan. 22 Alex Anderson, Chattanooga
 Jan. 29 GiGi Thomas, Appalachian State
 Feb. 5 Alex Anderson, Chattanooga
 Feb. 12 Tierra Bumbrey, Elon
 Ashley Pellom, Western Carolina
 Feb. 19 Mercedes Robinson, Davidson
 Feb. 26 Shanara Hollinquest, Chattanooga
 March 3 Mercedes Robinson, Davidson

2008-09

Nov. 18 Lee Stephens, Furman
 Nov. 25 Melissa Liebschwager, Furman
 Dec. 2 Shanara Hollinquest, Chattanooga
 Dec. 9 Alex Thompson, Davidson
 Dec. 16 Mercedes Robinson, Davidson
 Dec. 23 Shanara Hollinquest, Chattanooga
 Jan. 6 Mercedes Robinson, Davidson
 Jan. 13 Jade Hughes, College of Charleston
 Jan. 20 Shanara Hollinquest, Chattanooga
 Jan. 27 Frances Hernandez, Appalachian State
 Feb. 3 Shanara Hollinquest, Chattanooga
 Feb. 10 Emily London, Samford
 Feb. 17 Emily London, Samford
 Feb. 24 Monique Floyd, UNCG
 March 2 Brittney Spencer, Appalachian State

2009-10

Nov. 17 Savannah Hill, Samford
 Nov. 24 Deidra Jones, College of Charleston
 Dec. 1 Shanara Hollinquest, Chattanooga
 Dec. 8 J'Lisia Ogburn, Georgia Southern
 Dec. 15 Jenaya Wade-Fray, Chattanooga
 Dec. 22 Ashlen Dewart, Appalachian State
 Jan. 5 Shanara Hollinquest, Chattanooga
 Jan. 12 Emily London, Samford
 Jan. 19 Shanara Hollinquest, Chattanooga
 Jan. 26 Tiffani Mayes, ETSU
 Feb. 2 Michelle Davis, Chattanooga
 Feb. 9 Sam Ramirez, Appalachian State
 Feb. 16 Monica Maxwell, Samford
 Feb. 23 Savannah Hill, Samford
 March 2 Amanda Leigh, UNCG

2010-11

Nov. 16 Sam Ramirez, Appalachian State
 Nov. 23 Ashlen Dewart, Appalachian State
 Nov. 30 Whitney Hood, Chattanooga
 Dec. 7 Sophia Aleksandravicius, Davidson
 Dec. 14 Emily London, Samford
 Dec. 21 Monique Floyd, UNCG
 Jan. 4 Whitney Hood, Chattanooga
 Jan. 11 Sam Ramirez, Appalachian State
 Jan. 18 Ashlen Dewart, Appalachian State
 Jan. 25 Sam Ramirez, Appalachian State
 Feb. 1 Kelsey Evans, Elon
 Feb. 8 Meredith Frye, Georgia Southern
 Feb. 15 Amanda Leigh, UNCG
 Feb. 22 Emily London, Samford
 March 1 Whitney Hood, Chattanooga

2011-12

Nov. 15 Lashanna Booker, Furman
 Nov. 23 Anna Freeman, Appalachian State
 Nov. 29 Paige Anderson, Samford
 Dec. 6 Anna Freeman, Appalachian State
 Dec. 13 Paige Anderson, Samford
 Dec. 20 Raegan Thompson, Furman
 Jan. 3 Laura Murray, Davidson
 Jan. 10 Courtney Freeman, Appalachian State
 Jan. 17 Whitney Hood, Chattanooga
 Jan. 24 Maryah Sydnor, Appalachian State
 Jan. 31 Sophia Aleksandravicius, Davidson
 Feb. 7 Ali Ford, Elon
 Feb. 14 Kaila Shea Menendez, Western Carolina
 Feb. 21 Aiesha Harper, Elon
 Feb. 28 Taylor Hall, Chattanooga

2012-13

Nov. 13 Taylor Hall, Chattanooga
 Nov. 20 Anna Freeman, Appalachian State
 Nov. 27 Daniella Motley, Wofford
 Dec. 4 Courtney Freeman, Appalachian State
 Dec. 11 Ashlen Dewart, Chattanooga
 Dec. 18 Daniella Motley, Wofford
 Jan. 2 Latisha Harris, College of Charleston
 Jan. 8 Sophia Aleksandravicius, Davidson
 Jan. 15 Maryah Sydnor, Appalachian State
 Jan. 22 Ali Ford, Elon
 Jan. 29 Sophia Aleksandravicius, Davidson
 Feb. 5 Ali Ford, Elon
 Feb. 12 Afreyea Tolbert, College of Charleston
 Feb. 19 Sophia Aleksandravicius, Davidson
 Feb. 26 Ashlen Dewart, Chattanooga

2013-14

Nov. 12 Taylor Hall, Chattanooga
 Nov. 19 Taylor Hall, Chattanooga
 Nov. 26 Janae' Stevenson, UNCG
 Dec. 3 Laura Murray, Davidson
 Dec. 10 Laura Murray, Davidson
 Dec. 17 Ashlen Dewart, Chattanooga
 Dec. 31 Brittany Hodges, Furman
 Jan. 7 Anna Claire Knight, Georgia Southern

Jan. 14 Dakota Dukes, Davidson
 Jan. 21 Maryah Sydnor, Appalachian State
 Jan. 28 Logan Morris, Wofford
 Feb. 4 Laura Murray, Davidson
 Feb. 11 Brittany Hodges, Furman
 Feb. 18 Anna Claire Knight, Georgia Southern
 Feb. 25 Taylor Hall, Chattanooga
 March 4 Brittany Hodges, Furman

2014-15

Nov. 18 Shamauria Bridges, ETSU
 Nov. 25 Brittany Hodges, Furman
 Dec. 2 Precious Bridges, Mercer
 Dec. 9 Whitney Bunn, Furman
 Dec. 16 Brittany Hodges, Furman
 Dec. 23 Lindsay Simpson, Western Carolina
 Jan. 6 Precious Bridges, Mercer
 Jan. 13 Precious Bridges, Mercer
 Jan. 20 Chelsey Shumpert, Chattanooga
 Jan. 27 Destiny Mitchell, ETSU
 Feb. 3 Chelsey Shumpert, Chattanooga
 Feb. 10 Serena Clark, ETSU
 Feb. 17 Destiny Mitchell, ETSU
 Feb. 24 Lucy Mason, UNCG
 March 3 Jasmine Joyner, Chattanooga

2015-16

Nov. 17 Kahlia Lawrence, Mercer
 Nov. 24 Lucy Mason, UNCG
 Dec. 1 Lucy Mason, UNCG
 Dec. 9 Sydni Means, Mercer
 Dec. 15 Krista Stricklin, Samford
 Dec. 22 Tianna Tarter, ETSU
 Jan. 5 Lucy Mason, UNCG
 Jan. 12 Kahlia Lawrence, Mercer
 Jan. 19 Tianna Tarter, ETSU
 Jan. 26 Whitney Bunn, Furman
 Feb. 2 Jasmine Joyner, Chattanooga
 Feb. 9 Jasmine Joyner, Chattanooga
 Feb. 16 Jasmine Joyner, Chattanooga
 Feb. 23 Queen Alford, Chattanooga
 Feb. 29 Kahlia Lawrence, Mercer

2016-17

Nov. 15 Sherae Bonner, Western Carolina
 Nov. 22 Kahlia Lawrence, Mercer
 Nov. 29 Tianna Tarter, ETSU
 Dec. 6 Tianna Tarter, ETSU
 Dec. 13 Tianna Tarter, ETSU
 Dec. 20 Chloe Wanink, Wofford
 Jan. 3 Tianna Tarter, ETSU
 Jan. 10 Jasmine Joyner, Chattanooga
 Jan. 17 Kahlia Lawrence, Mercer
 Jan. 24 Shamauria Bridges, ETSU
 Jan. 31 Tianna Tarter, ETSU
 Feb. 7 Raziyah Farrington, Western Carolina
 Feb. 14 Jasmine Joyner, Chattanooga
 Feb. 21 Jasmine Joyner, Chattanooga
 Feb. 27 Kahlia Lawrence, Mercer

2017-18

Nov. 14 Sydni Means, Mercer
 Nov. 21 Tianna Tarter, ETSU
 Nov. 28 Keiana Gilbert, Chattanooga
 Dec. 5 Erica Haynes-Overton, ETSU
 Dec. 12 Ije Ajemba, UNCG
 Dec. 19 Cierra Carter, Furman
 Jan. 2 Kahlia Lawrence, Mercer
 Jan. 9 KeKe Calloway, Mercer
 Jan. 16 Ije Ajemba, UNCG
 Jan. 23 Celena Taborn, Furman
 Jan. 30 Tianna Tarter, ETSU
 Feb. 6 Keiana Gilbert, Chattanooga
 Feb. 13 Ije Ajemba, UNCG
 Feb. 20 Erica Haynes-Overton, ETSU
 Feb. 26 Kahlia Lawrence, Mercer

2018-19

- Nov. 13 Chloe Wanink, Wofford
- Nov. 20 KeKe Calloway, Mercer
- Nov. 27 Jackie Carman, Wofford
- Dec. 4 KeKe Calloway, Mercer
- Dec. 11 Amanda Thompson, Mercer
- Dec. 18 Nadine Soliman, UNCG
- Dec. 24 Amanda Thompson, Mercer
- Dec. 31 Amanda Thompson, Mercer
- Jan. 8 Amanda Thompson, Mercer
- Jan. 15 Chloe Wanink, Wofford
- Jan. 22 Lakelyn Bouldin, Chattanooga
- Jan. 29 Shannon Titus, Mercer
- Feb. 6 Erica Haynes-Overtton, ETSU
- Feb. 12 Erica Haynes-Overtton, ETSU
- Feb. 19 Chloe Wanink, Wofford
- Feb. 26 Da'Ja Green, Wofford
- March 5 KeKe Calloway, Mercer

2019-20

- Nov. 12 Erica Haynes-Overtton, ETSU
- Nov. 19 Jewel Smalls, Western Carolina
- Nov. 26 Nadine Soliman, UNCG
- Dec. 3 Jewel Smalls, Western Carolina
- Dec. 10 Tierra Hodges, Furman
- Dec. 17 Nadine Soliman, UNCG
- Dec. 24 Le'Jzae Davidson, Furman
- Jan. 7 Jaron Dougherty, Mercer
- Jan. 14 Tierra Hodges, Furman
- Jan. 21 Natalie Armstrong, Samford
- Jan. 28 Jaron Dougherty, Mercer
- Feb. 4 Eboni Williams, Chattanooga
- Feb. 11 Jaron Dougherty, Mercer
- Feb. 18 Nadine Soliman, UNCG
- Feb. 25 Sarah Myers, Samford
- March 2 Tierra Hodges, Furman

Freshmen of the Week

2013-14

- Nov. 12 Ellen Riggins, Samford
- Nov. 19 Jennifer Rhodes, Elon
- Nov. 26 Lauren Brown, Elon
- Dec. 3 Ellen Riggins, Samford
- Dec. 10 Lenaira Ruffin, Elon
- Dec. 17 Whitney Bunn, Furman
- Dec. 31 Jennifer Rhodes, Elon
- Jan. 7 Hannah Nichols, Samford
- Jan. 14 Whitney Bunn, Furman
- Jan. 21 Hannah Nichols, Samford
- Jan. 28 Ellen Riggins, Samford
- Feb. 4 Kassidy Blevins, Samford
- Feb. 11 Bailey Williams, UNCG
- Feb. 18 Angel McGowan, Georgia Southern
- Feb. 25 Jennifer Rhodes, Elon
- March 4 Kassidy Blevins, Samford

2014-15

- Nov. 18 Shenae Bonner, Western Carolina
- Nov. 25 Keiana Gilbert, Chattanooga
- Dec. 2 Keiana Gilbert, Chattanooga
- Dec. 9 Destiney Elliott, Samford
- Dec. 16 Tianna Tarter, ETSU
- Dec. 23 Destiney Elliott, Samford
- Jan. 6 Tianna Tarter, ETSU
- Jan. 13 Tianna Tarter, ETSU
- Jan. 20 Kahlia Lawrence, Mercer
- Jan. 27 Ace Easter, Western Carolina
- Feb. 3 Kahlia Lawrence, Mercer
- Feb. 10 Alex Williams, Mercer
- Feb. 17 Kahlia Lawrence, Mercer
- Feb. 24 Kahlia Lawrence, Mercer
- March 3 Ace Easter, Western Carolina

Players of the Month

2004-05

- December Tiffany Mayes, ETSU
- January Tiffany Mayes, ETSU
- February Katie Hamilton, Davidson

2005-06

- November Kitara McMoore, Elon
- December Alex Anderson, Chattanooga
- January Kitara McMoore, Elon
- February Kiki Conyers, Appalachian State

2006-07

- December Alex Anderson, Chattanooga
- January Alex Anderson, Chattanooga
- February Alex Anderson, Chattanooga
- March Brooke Hand, Chattanooga

2007-08

- November Brooke Johnson, Western Carolina
- December Alex Anderson, Chattanooga
- January Alex Anderson, Chattanooga
- February Alex Anderson, Chattanooga
- March Laura Hall, Chattanooga

2008-09

- November Shanara Hollinquest, Chattanooga
- December Alex Thompson, Davidson
- January Shanara Hollinquest, Chattanooga
- February Emily London, Samford

2009-10

- November Shanara Hollinquest, Chattanooga
- December Shanara Hollinquest, Chattanooga
- January Emily London, Samford
- February Sam Ramirez, Appalachian State

2010-11

- November Sam Ramirez, Appalachian State
- December Monique Floyd, UNCG
- January Whitney Hood, Chattanooga
- February Emily London, Samford

2011-12

- November Sophia Aleksandravicius, Davidson
- December Anna Freeman, Appalachian State
- January Sophia Aleksandravicius, Davidson
- February Anna Freeman, Appalachian State

2012-13

- November Courtney Freeman, Appalachian St.
- December Ashlen Dewart, Chattanooga
- January Sophia Aleksandravicius, Davidson
- February Sophia Aleksandravicius, Davidson

2013-14

- November Janae Stevenson, UNCG
- December Laura Murray, Davidson
- January Maryah Sydnor, Appalachian State
- February Maryah Sydnor, Appalachian State

2014-15

- November Precious Bridges, Mercer
- December Precious Bridges, Mercer
- January Precious Bridges, Mercer
- February Precious Bridges, Mercer

2015-16

- November Lucy Mason, UNCG
- December Lucy Mason, UNCG
- January Jasmine Joyner, Chattanooga
- February Kahlia Lawrence, Mercer

2016-17

- November Kahlia Lawrence, Mercer
- December Tianna Tarter, ETSU
- January Jasmine Joyner, Chattanooga
- February Jasmine Joyner, Chattanooga

2018-19

- November KeKe Calloway, Mercer
- December Amanda Thompson, Mercer
- January Amanda Thompson, Mercer
- February Amanda Thompson, Mercer

2019-20

- November Jewel Smalls, Western Carolina
- December Tierra Hodges, Furman
- January Natalie Armstrong, Samford
- February Shannon Titus, Mercer



Chattanooga's Alex Anderson earned six of a possible nine player-of-the-month awards over a two-season span (2006-07 to 2007-08).

NCAA Championship

1989
East Regional First Round (March 15; Tacoma, Wash.)
 No. 5 Georgia 90, No. 12 Chattanooga 69

1990
East Regional First Round (March 14; College Park, Md.)
 No. 6 Maryland 100, No. 11 Appalachian State 71

1991
East Regional First Round (March 13; Tallahassee, Fla.)
 No. 5 Florida State 96, No. 12 Appalachian State 57

1992
East Regional First Round (March 18; Los Angeles, Calif.)
 No. 5 Clemson 76, No. 12 Chattanooga 72

1993
Midwest Regional First Round (March 17; Tuscaloosa, Ala.)
 No. 5 Alabama 102, No. 12 Georgia Southern 70

1994
East Regional First Round (March 16; Chapel Hill, N.C.)
 No. 3 North Carolina 101, No. 14 Georgia Southern 53

1995
East Regional First Round (March 16; Ruston, La.)
 No. 4 Louisiana Tech 90, No. 13 Furman 52

1996
West Regional First Round (March 15; Tuscaloosa, Ala.)
 No. 4 Alabama 95, No. 13 Appalachian State 66

1997
Midwest Regional First Round (March 14; Boulder, Colo.)
 No. 2 Colorado 69, No. 15 Marshall 49

1998
Midwest Regional First Round (March 13; Tuscaloosa, Ala.)
 No. 2 Alabama 94, No. 15 UNCG 46

1999
South Regional First Round (March 13; Knoxville, Tenn.)
 No. 1 Tennessee 113, No. 16 Appalachian State 54

2000
Midwest Regional First Round (March 18; Knoxville, Tenn.)
 No. 1 Tennessee 90, No. 16 Furman 38

2001
Midwest Regional First Round (March 16; Cincinnati, Ohio)
 No. 5 Clemson 51, No. 12 Chattanooga 49

2002
Midwest Regional First Round (March 15; State College, Pa.)
 No. 4 Penn State 82, No. 13 Chattanooga 67

2003
First Round (March 23; State College, Pa.)
 No. 5 South Carolina 68, No. 12 Chattanooga 54

2004
First Round (March 20; Chattanooga, Tenn.)
 No. 10 Chattanooga 74, No. 7 Rutgers 69
Second Round (March 22; Chattanooga, Tenn.)
 No. 2 Vanderbilt 60, No. 10 Chattanooga 44

2005
First Round (March 20; Knoxville, Tenn.)
 No. 1 Tennessee 94, No. 16 Western Carolina 23

2006
First Round (March 18; Rosemont, Ill.)
 No. 5 Kentucky 69, No. 12 Chattanooga 59

2007
First Round (March 18; Raleigh, N.C.)
 No. 5 Baylor 68, No. 12 Chattanooga 55

2008
First Round (March 23; Bridgeport, Conn.)
 No. 5 Kansas State 69, No. 12 Chattanooga 59

2009
First Round (March 21; Albuquerque, N.M.)
 No. 4 Vanderbilt 73, No. 13 Western Carolina 41

2010
First Round (March 20; Tempe, Ariz.)
 No. 4 Oklahoma State 70, No. 13 Chattanooga 63

2011
First Round (March 20; Auburn, Ala.)
 No. 3 Florida State 76, No. 14 Samford 46

2012
First Round (March 18; Nashville, Tenn.)
 No. 2 Duke 82, No. 15 Samford 47

2013
First Round (March 23; College Station, Texas)
 No. 6 Nebraska 73, No. 11 Chattanooga 59

2014
First Round (March 22; Lexington, Ky.)
 No. 6 Syracuse 59, No. 11 Chattanooga 53

2015
First Round (March 21; Knoxville, Tenn.)
 No. 10 Pittsburgh 51, No. 7 Chattanooga 40

2016
First Round (March 18; Starkville, Miss.)
 No. 5 Mississippi State 60, No. 12 Chattanooga 50

2017
First Round (March 18; Louisville, Ky.)
 No. 4 Louisville 82, No. 13 Chattanooga 62

2018
First Round (March 17; Athens, Ga.)
 No. 4 Georgia 68, No. 13 Mercer 63

2019
First Round (March 22; Iowa City, Iowa)
 No. 2 Iowa 66, No. 15 Mercer 61

NWIT

1984
Quarterfinals (March 6; Amarillo, Texas)
 Chattanooga 84, Oklahoma 78
Semifinals (March 7; Amarillo, Texas)
 Chattanooga 70, Clemson 66
Championship (March 8; Amarillo, Texas)
 Vanderbilt 67, Chattanooga 66

1987
First Round (March 19; Amarillo, Texas)
 California 109, Appalachian State 99
Consolation (March 20; Amarillo, Texas)
 Stephen F. Austin 81, Appalachian State 80
Consolation (March 21; Amarillo, Texas)
 DePaul 88, Appalachian State 82

1995
First Round (March 23; Amarillo, Texas)
 Texas A&M 71, ETSU 50
Consolation (March 24; Amarillo, Texas)
 ETSU 79, VCU 65
Consolation (March 25; Amarillo, Texas)
 Clemson 107, ETSU 66

WNIT

2000
First Round (March 16; Chattanooga, Tenn.)
 Chattanooga 70, Alabama 68
Second Round (March 18; Chattanooga, Tenn.)
 Georgia Tech 81, Chattanooga 74

2002
First Round (March 13; Blacksburg, Va.)
 Virginia Tech 51, UNCG 45

2005
First Round (March 18; Chattanooga, Tenn.)
 Chattanooga 50, Villanova 40
Second Round (March 20; Lexington, Ky.)
 Kentucky 91, Chattanooga 54

2007
First Round (March 15; Cullowhee, N.C.)
 Western Carolina 91, ETSU 63
First Round (March 15; Birmingham, Ala.)
 UAB 81, Davidson 77
Second Round (March 17; Blacksburg, Va.)
 Virginia Tech 74, Western Carolina 64

2008
First Round (March 19; Murfreesboro, Tenn.)
 Middle Tennessee State 104, Western Carolina 69

2009
First Round (March 19; Lexington, Ky.)
 Kentucky 81, Chattanooga 76

2010
First Round (March 18; Birmingham, Ala.)
 Samford 66, Ole Miss 65
Second Round (March 21; Springfield, Mo.)
 Missouri State 75, Samford 54

2011
First Round (March 16; Columbia, S.C.)
 South Carolina 67, Appalachian State 54

2012
First Round (March 15; Wilmington, N.C.)
 Appalachian State 79, UNCW 73
First Round (March 15; Harrisonburg, Va.)
 James Madison 64, Davidson 49
First Round (March 15; Memphis, Tenn.)
 Memphis 60, Chattanooga 59
Second Round (March 17; Raleigh, N.C.)
 Appalachian State 66, NC State 62
Third Round (March 22; Charlottesville, Va.)
 Virginia 74, Appalachian State 58

2013
First Round (March 21; Norfolk, Va.)
 Davidson 82, Old Dominion 73
First Round (March 21; Charlotte, N.C.)

Charlotte 79, Appalachian State 61
Second Round (March 24; Charlotte, N.C.)
 Charlotte 72, Davidson 60

2014
First Round (March 20; Auburn, Ala.)
 Auburn 78, Furman 64

2015
First Round (March 19; Johnson City, Tenn.)
 NC State 73, ETSU 58

2016
First Round (March 17; Atlanta, Ga.)
 Georgia Tech 73, Mercer 56

2017
First Round (March 16; Tuscaloosa, Ala.)
 Alabama 81, Mercer 57

2018
First Round (March 15; Harrisonburg, Va.)
 James Madison 60, ETSU 52
First Round (March 15; Birmingham, Ala.)
 UAB 60, Chattanooga 50

2019
First Round (March 21; Blacksburg, Va.)
 Virginia Tech 92, Furman 65

Women's Basketball Invitational

2010
East Region
First Round (March 17; Morehead, Ky.)
 No. 2 College of Charleston 67, No. 7 Morehead State 59
First Round (March 18; Charleston, S.C.)
 No. 1 Appalachian State 62, No. 8 Charleston Southern 47
Quarterfinals (March 21; Boone, N.C.)
 No. 1 Appalachian State 59, No. 5 Fairfield 36
Quarterfinals (March 21; Charleston, S.C.)
 No. 2 College of Charleston 76, No. 6 Bradley 66
Semifinals (March 25; Boone, N.C.)
 No. 1 Appalachian State 77, No. 2 College of Charleston 58
Championship (March 28; Boone, N.C.)
 No. 1 Appalachian State 79, No. 1 Memphis 71

2011
East Region
First Round (March 17; Elon, N.C.)
 No. 3 Elon 103, No. 6 USC Upstate 72
Second Round (March 20; Elon, N.C.)
 No. 2 UAB 59, No. 3 Elon 50

2013
East Region
First Round (March 20; Highland Heights, Ky.)
 No. 5 College of Charleston 72, No. 4 Northern Kentucky 70
Second Round (March 24; Detroit, Mich.)
 No. 1 Detroit 79, No. 5 College of Charleston 67
West Region
First Round (March 20; Elon, N.C.)
 No. 4 Elon 68, No. 5 Eastern Kentucky 61
Second Round (March 23; Elon, N.C.)
 No. 8 McNeese State 66, No. 4 Elon 58

2015
East Region
First Round (Macon, Ga.)
 No. 4 Mercer 83, No. 5 Troy 68
Quarterfinals (Macon, Ga.)
 No. 4 Mercer 73, No. 8 Marshall 71
Semifinals (Loudonville, N.Y.)
 No. 3 Siena 65, No. 4 Mercer 54
West Region
First Round (Lake Charles, La.)
 No. 6 McNeese State 87, No. 3 Furman 70

2017
East Region
First Round (Charleston, S.C.)
 UNCG 45, Charleston Southern 37
Quarterfinals (Greensboro, N.C.)
 UNCG 87, Brown 84
Semifinals (Greensboro, N.C.)
 UNCG 59, Milwaukee 49
Championship (Houston, Texas)
 Rice 74, UNCG 62

2018
East Region
First Round (Asheville, N.C.)
 Furman 65, UNC Asheville 64
Quarterfinals (Mobile, Ala.)
 South Alabama 54, Furman 53

POSTSEASON HISTORY BY SCHOOL



ETSU

NCAA Championship (0-3)

3/22/08	No. 3 Oklahoma State	L	73-85	First Round
3/22/09	No. 4 Iowa State	L	53-85	First Round
3/21/10	No. 3 Xavier	L	82-94	First Round

WNIT (0-3)

3/15/07	at Western Carolina	L	63-91	First Round
3/19/15	NC State	L	58-73	First Round
3/15/18	at James Madison	L	52-60	First Round

Furman

NCAA Championship (0-2)

3/16/95	No. 4 Louisiana Tech	L	52-90	East Regional
3/18/00	No. 1 Tennessee	L	38-90	Mideast Regional

WNIT (0-2)

3/20/14	at Auburn	L	64-78	First Round
3/21/19	at Virginia Tech	L	65-92	First Round

Women's Basketball Invitational (1-2)

3/19/15	at McNeese State	L	70-87	First Round
3/15/18	at UNC Asheville	W	65-64	First Round
3/18/18	at South Alabama	L	53-54	Quarterfinals

Mercer

NCAA Championship (0-2)

3/17/18	at Georgia	L	63-68	First Round
3/22/19	at Iowa	L	61-66	First Round

Women's Basketball Invitational (2-2)

3/21/13	McNeese State	L	70-82	First Round
3/19/15	Troy	W	83-68	First Round
3/22/15	Marshall	W	73-71	Quarterfinals
3/25/15	at Siena	L	54-65	Semifinals

WNIT (0-2)

3/17/16	at Georgia Tech	L	56-73	First Round
3/16/17	at Alabama	L	57-81	First Round

UNCG

NCAA Championship (0-1)

3/13/98	No. 2 Alabama	L	46-94	Midwest Regional
---------	---------------	---	-------	------------------

WNIT (0-1)

3/13/02	at Virginia Tech	L	45-51	First Round
---------	------------------	---	-------	-------------

Women's Basketball Invitational (3-1)

3/16/17	at Charleston Southern	W	45-37	First Round
3/19/17	Brown	W	87-84	Quarterfinals
3/23/17	Milwaukee	W	59-49	Semifinals
3/26/17	at Rice	L	62-74	Final

Samford

NCAA Championship (0-2)

3/20/11	No. 3 Florida State	L	46-76	First Round
3/18/12	No. 2 Duke	L	42-82	First Round

WNIT (1-1)

3/18/10	Mississippi	W	66-65	First Round
3/21/10	at Missouri State	L	75-54	Second Round

Chattanooga

NCAA Championship (1-15)

3/15/89	No. 5 Georgia	L	69-90	East Regional
3/18/92	No. 5 Clemson	L	72-76	East Regional
3/16/01	No. 5 Clemson	L	49-51	Midwest Regional
3/15/02	No. 4 Penn State	L	67-82	Mideast Regional
3/23/03	No. 5 South Carolina	L	54-68	East Regional

3/20/04	No. 7 Rutgers	W	74-69	First Round
3/22/04	No. 2 Vanderbilt	L	44-60	Second Round
3/18/06	No. 5 Kentucky	L	59-69	First Round
3/18/07	No. 5 Baylor	L	55-68	First Round
3/23/08	No. 5 Kansas State	L	59-69	First Round
3/20/10	No. 4 Oklahoma State	L	63-70	First Round
3/23/13	No. 6 Nebraska	L	59-73	First Round
3/22/14	No. 6 Syracuse	L	53-59	First Round
3/21/15	No. 10 Pittsburgh	L	40-51	First Round
3/18/16	No. 5 Mississippi State	L	50-60	First Round
3/18/17	at No. 4 Louisville	L	62-82	First Round

WNIT (2-5)

3/16/00	Alabama	W	70-68	First Round
3/18/00	Georgia Tech	L	74-81	Second Round
3/18/05	Villanova	W	50-40	First Round
3/20/05	Kentucky	L	54-91	Second Round
3/19/09	Kentucky	L	76-81 (OT)	First Round
3/15/12	Memphis	L	59-60	First Round
3/15/18	at UAB	L	50-60	First Round

Western Carolina

NCAA Championship (0-2)

3/20/05	No. 1 Tennessee	L	43-94	First Round
3/21/09	No. 4 Vanderbilt	L	44-73	First Round

WNIT (1-2)

3/16/07	ETSU	W	91-63	First Round
3/18/07	at Virginia Tech	L	64-74	Second Round
3/19/08	at Middle Tennessee	L	69-104	First Round



Chattanooga's Alex Anderson made three appearances in the NCAA Championship in her four-year Mocs career (2004-08), averaging 14.0 points and 8.7 rebounds in three first-round games.

SOUTHERN CONFERENCE CHAMPIONS

Year	Regular-season	Tournament	Year	Regular-season	Tournament
1983-84	Chattanooga	Chattanooga	2001-02	Chattanooga, UNCG	Chattanooga
1984-85	Chattanooga, Marshall	Chattanooga	2002-03	Chattanooga	Chattanooga
1985-86	Chattanooga, Marshall	Chattanooga	2003-04	Chattanooga	Chattanooga
1986-87	Appalachian State, Marshall	Appalachian State	2004-05	Chattanooga	Western Carolina
1987-88	Appalachian State, Marshall	Appalachian State	2005-06	Chattanooga	Chattanooga
1988-89	Appalachian State, Marshall	Chattanooga	2006-07	Chattanooga, Western Carolina	Chattanooga
1989-90	Furman	Appalachian State	2007-08	Chattanooga	Chattanooga
1990-91	Chattanooga	Appalachian State	2008-09	Chattanooga	Western Carolina
1991-92	Chattanooga, Furman	Chattanooga	2009-10	Chattanooga	Chattanooga
1992-93	Furman	Georgia Southern	2010-11	Appalachian State	Samford
1993-94	Georgia Southern	Georgia Southern	2011-12	Appalachian State, Davidson	Samford
1994-95	ETSU	Furman	2012-13	Chattanooga	Chattanooga
1995-96	Appalachian State	Appalachian State	2013-14	Chattanooga	Chattanooga
1996-97	Furman	Marshall	2014-15	Chattanooga	Chattanooga
1997-98	Georgia Southern	UNCG	2015-16	Mercer, Chattanooga	Chattanooga
1998-99	UNCG	Appalachian State	2016-17	Mercer, Chattanooga	Chattanooga
1999-00	Chattanooga	Furman	2017-18	Mercer	Mercer
2000-01	Chattanooga, Georgia Southern	Chattanooga	2018-19	Mercer	Mercer
			2019-20	UNCG, Samford, Chattanooga	Samford

1983-84	CONF		ALL		Pts.	Opp.
	W	L	W	L		
Chattanooga	7	1	26	5	2,283	1,962
ETSU	6	2	18	9	1,810	1,655
Marshall	5	3	18	10	2,149	1,875
Western Carolina	2	6	10	16	1,733	1,660
Appalachian State	0	8	6	22	1,807	2,058
Furman	0	0	14	13	1,869	1,863
Davidson	0	0	0	25	915	2,342

1984-85	CONF		ALL		Pts.	Opp.
	W	L	W	L		
Marshall	9	1	19	10	2,392	2,156
Chattanooga	9	1	16	13	2,050	2,189
Appalachian State	5	5	16	12	2,148	1,913
ETSU	5	5	13	14	1,843	1,797
Furman	1	9	7	18	1,670	1,914
Western Carolina	1	9	7	19	1,636	2,033
Davidson	0	0	3	18	1,113	1,740

1985-86	CONF		ALL		Pts.	Opp.
	W	L	W	L		
Marshall	8	2	18	11	2,158	2,043
Chattanooga	8	2	19	10	2,146	2,131
Appalachian State	5	5	16	13	2,169	1,993
ETSU	5	5	13	15	1,941	1,953
Furman	2	8	13	14	2,022	2,031
Western Carolina	2	8	8	18	1,637	1,887
Davidson	0	0	10	8	1,177	1,093

1986-87	CONF		ALL		Pts.	Opp.
	W	L	W	L		
Appalachian State	9	1	24	7	2,543	2,164
Marshall	9	1	24	5	2,152	1,802
ETSU	4	6	9	17	1,882	1,986
Western Carolina	4	6	11	15	1,589	1,734
Chattanooga	3	7	7	20	1,843	2,084
Furman	1	9	8	20	1,869	2,094

1987-88	CONF		ALL		Pts.	Opp.
	W	L	W	L		
Appalachian State	8	2	24	4	2,343	1,889
Marshall	8	2	18	10	1,980	1,801
Chattanooga	6	4	19	9	2,138	1,973
Furman	4	6	17	12	2,204	2,121
Western Carolina	3	7	11	16	1,772	1,926
ETSU	1	9	7	18	1,814	1,950

1988-89	CONF		ALL		Pts.	Opp.
	W	L	W	L		
Appalachian State	9	1	19	8	2,137	1,954
Marshall	9	1	18	10	1,852	1,779
Chattanooga	5	5	19	12	2,363	2,214
Furman	3	7	19	10	2,233	2,048
ETSU	2	8	7	19	1,822	1,948
Western Carolina	2	8	13	15	1,915	2,004

1989-90	CONF		ALL		Pts.	Opp.
	W	L	W	L		
Furman	8	2	20	9	2,440	2,093
Appalachian State	7	3	20	9	2,152	2,060

Chattanooga	6	4	16	13	2,222	2,208
ETSU	5	5	15	13	2,080	2,048
Marshall	4	6	10	18	2,055	2,084
Western Carolina	0	10	8	19	1,841	2,000

1990-91	CONF		ALL		Pts.	Opp.
	W	L	W	L		
Chattanooga	8	2	20	8	2,207	1,964
Marshall	7	3	20	8	1,920	1,659
ETSU	6	4	15	13	2,087	2,179
Appalachian State	5	5	19	14	2,521	2,519
Furman	4	6	14	14	2,318	2,171
Western Carolina	0	10	4	23	1,785	2,255

1991-92	CONF		ALL		Pts.	Opp.
	W	L	W	L		
Furman	8	2	17	9	1,923	1,923
Chattanooga	8	2	18	12	2,156	2,156
Marshall	6	4	15	13	1,831	1,831
Appalachian State	5	5	9	18	2,221	2,221
ETSU	2	8	7	19	2,071	2,071
Western Carolina	1	9	6	22	2,151	2,151
Georgia Southern	0	0	14	16	2,401	2,401

1992-93	CONF		ALL		Pts.	Opp.
	W	L	W	L		
Furman	10	2	17	11	2,170	2,048
Chattanooga	9	3	15	13	2,071	2,018
Georgia Southern	9	3	21	9	2,213	1,917
Marshall	5	7	15	13	1,925	1,918
Appalachian State	4	8	10	17	2,083	2,102
ETSU	4	8	7	18	1,813	2,079
Western Carolina	1	11	7	20	1,804	2,038
Davidson	0	0	9	13	1,329	1,453

1993-94	CONF		ALL		Pts.	Opp.
	W	L	W	L		
Georgia Southern	11	2	21	9	2,266	2,113
Appalachian State	10	3	20	8	2,220	1,927
Furman	9	4	14	14	2,144	2,030
Chattanooga	7	6	15	13	2,015	1,974
Marshall	6	7	12	15	1,895	1,997
ETSU	5	8	12	14	2,016	1,982
Western Carolina	1	12	5	22	1,657	2,279
Davidson	0	7	5	21	1,672	1,941

1994-95	CONF		ALL		Pts.	Opp.
	W	L	W	L		
ETSU	11	3	21	9	2,432	2,266
Georgia Southern	10	4	16	12	2,224	2,049
Furman	10	4	18	12	2,275	2,198
Appalachian State	9	5	19	9	2,150	1,905
Marshall	6	8	14	13	1,936	2,037
Chattanooga	6	8	10	17	1,758	1,839
Western Carolina	4	10	9	18	1,954	2,157
Davidson	0	14	4	23	1,773	2,003

1995-96	CONF		ALL		Pts.	Opp.
	W	L	W	L		
Appalachian State	14	0	24	6	2,418	2,129
Marshall	9	5	15	14	2,193	2,109
Georgia Southern	7	7	15	13	2,213	2,266
Davidson	7	7	14	12	1,875	1,772
Chattanooga	6	8	12	15	1,717	1,864
Furman	6	8	10	17	1,759	1,897
Western Carolina	4	10	9	18	1,822	1,953
ETSU	3	11	9	17	1,963	2,016

1996-97	CONF		ALL		Pts.	Opp.
	W	L	W	L		
Furman	10	4	19	8	1,948	1,845
Marshall	9	5	18	12	2,280	2,226
Appalachian State	8	6	16	12	2,031	1,902
Georgia Southern	8	6	16	13	2,087	2,100
Davidson	7	7	15	11	1,881	1,761
Chattanooga	6	8	12	15	1,778	1,819
Western Carolina	5	9	11	16	1,827	1,937
ETSU	3	11	11	17	1,952	2,100



Furman's Rushia Brown (1989-94) helped the Paladins to three regular-season SoCon titles during her career.

YEAR-BY-YEAR STANDINGS



	CONF		ALL		Pts.	Opp.
	W	L	W	L		
Georgia Southern	13	3	18	11	2,230	2,192
UNCG	12	4	21	9	2,201	2,048
Davidson	12	4	18	9	2,037	1,872
Furman	11	5	16	13	2,092	2,145
ETSU	8	8	11	15	1,970	1,930
Appalachian State	8	8	9	17	1,594	1,784
Western Carolina	4	12	7	20	1,491	2,037
Chattanooga	3	13	8	19	1,699	1,846
Wofford	1	15	5	23	1,969	2,134

	CONF		ALL		Pts.	Opp.
	W	L	W	L		
UNCG	14	4	20	8	2,071	1,846
ETSU	12	5	16	12	2,018	1,990
Georgia Southern	12	6	13	14	2,020	2,051
Davidson	11	7	18	10	2,139	2,012
Furman	10	8	13	14	1,821	1,909
Appalachian State	7	10	14	15	2,118	2,181
Western Carolina	8	10	10	17	1,820	2,006
Chattanooga	8	10	10	17	1,897	2,007
Wofford	4	14	9	19	1,908	2,107
College of Charleston	3	15	6	21	1,696	1,862

	CONF		ALL		Pts.	Opp.
	W	L	W	L		
Chattanooga	17	1	26	5	2,284	1,904
Furman	13	5	20	11	2,184	2,016
ETSU	12	6	15	12	1,930	1,883
UNCG	11	7	18	11	1,995	1,882
Appalachian State	9	9	13	15	1,964	2,068
Georgia Southern	9	9	10	18	1,994	2,130
Davidson	8	10	10	17	1,779	1,882
Western Carolina	6	12	11	17	1,852	1,939
Wofford	4	14	10	18	1,732	1,872
College of Charleston	1	17	4	23	1,426	1,952

	CONF		ALL		Pts.	Opp.
	W	L	W	L		
Chattanooga	15	3	24	7	2,331	1,931
Georgia Southern	15	3	22	7	2,157	1,928
UNCG	14	4	22	8	2,078	1,791
Furman	12	6	19	10	2,042	1,857
Western Carolina	7	11	13	15	1,991	1,983
ETSU	7	11	7	21	1,894	2,195
College of Charleston	7	11	11	17	1,839	1,970
Wofford	6	12	11	18	1,921	1,979
Davidson	4	14	9	19	1,766	2,018
Appalachian State	3	15	6	23	1,973	2,279

	CONF		ALL		Pts.	Opp.
	W	L	W	L		
Chattanooga	14	4	23	8	2,331	1,931
UNCG	14	4	21	10	2,078	1,791
Furman	11	7	17	12	2,042	1,857
Georgia Southern	10	8	13	14	2,157	1,928
Western Carolina	9	9	17	11	1,991	1,983
Wofford	9	9	16	13	1,921	1,979
College of Charleston	7	11	14	14	1,839	1,970
Davidson	6	12	10	18	1,766	2,018
ETSU	5	13	10	18	1,894	2,195
Appalachian State	5	13	10	19	1,973	2,279

	CONF		ALL		Pts.	Opp.
	W	L	W	L		
Chattanooga	16	2	26	5	2,262	1,874
Western Carolina	14	4	21	7	1,913	1,786
Georgia Southern	12	6	20	10	2,054	1,895
Furman	11	7	16	13	1,940	1,835
UNCG	10	8	14	13	1,698	1,727
Appalachian State	8	10	9	19	1,862	2,001
Davidson	8	10	15	15	1,986	1,966
ETSU	6	12	9	19	1,876	2,147
College of Charleston	4	14	10	19	1,948	2,010
Wofford	1	17	4	24	1,679	2,120

	CONF		ALL		Pts.	Opp.
	W	L	W	L		
Chattanooga	20	0	29	3	2,330	1,853
Furman	14	6	18	11	1,981	1,721
Davidson	13	7	16	12	1,796	1,730
ETSU	13	7	13	14	1,764	1,838
Elon	12	8	17	12	1,809	1,891
Western Carolina	10	10	14	17	1,966	1,984
UNCG	9	11	9	19	1,654	1,810



Jacinda Lambert helped guide UNCG to a share of the regular-season championship in 2001-02.

Georgia Southern	9	11	15	14	1,692	1,757
Appalachian State	6	14	7	21	1,851	2,006
College of Charleston	4	16	7	22	1,732	2,049
Wofford	0	20	0	28	1,560	2,091

	CONF		ALL		Pts.	Opp.
	W	L	W	L		
Chattanooga	19	1	24	4	2,020	1,639
Davidson	14	6	18	11	1,943	1,803
Furman	13	7	18	10	1,854	1,753
UNCG	11	9	14	14	1,737	1,756
Georgia Southern	11	9	16	14	1,940	1,972
Western Carolina	10	10	18	13	2,221	2,240
College of Charleston	10	10	15	14	1,683	1,769
ETSU	9	11	13	17	1,995	1,989
Appalachian State	8	12	11	17	1,772	1,777
Elon	3	17	4	24	1,467	1,803
Wofford	2	18	4	24	1,672	2,004

	CONF		ALL		Pts.	Opp.
	W	L	W	L		
Chattanooga	18	0	27	4	2,328	1,905
UNCG	12	6	18	12	2,023	1,924
Davidson	12	6	17	12	1,918	1,827
Appalachian State	11	7	15	13	1,878	1,961
Western Carolina	8	10	9	20	1,990	2,087
Elon	7	11	12	16	1,550	1,580
College of Charleston	7	11	11	17	1,652	1,813
Georgia Southern	7	11	11	18	1,870	2,030
Furman	5	13	10	20	1,838	2,041
Wofford	3	15	7	21	1,718	1,942

	CONF		ALL		Pts.	Opp.
	W	L	W	L		
Western Carolina	15	3	24	10	2,358	2,239
Chattanooga	15	3	25	8	2,379	2,109
Davidson	13	5	23	9	2,260	1,964
UNCG	13	5	20	10	1,990	1,912
Georgia Southern	7	11	13	18	1,953	2,073
Wofford	7	11	13	16	1,748	1,878
Appalachian State	6	12	13	18	2,093	2,111
College of Charleston	5	13	10	20	1,723	1,795
Furman	5	13	11	20	1,748	1,899
Elon	4	14	10	20	1,565	1,810

	CONF		ALL		Pts.	Opp.
	W	L	W	L		
Chattanooga	18	0	29	4	2,297	1,866
Western Carolina	15	3	25	9	2,518	2,275
Davidson	13	5	19	11	1,949	1,868
Georgia Southern	13	5	17	13	1,841	1,847
College of Charleston	9	9	14	16	1,718	1,765
Elon	6	12	12	20	1,908	1,929
Furman	5	13	10	20	1,820	1,975
Appalachian State	5	13	8	22	1,887	2,160
UNCG	4	14	7	24	1,647	1,993
Wofford	2	16	10	21	1,890	2,099

	CONF		ALL		Pts.	Opp.
	W	L	W	L		
Chattanooga	17	3	22	10	2,226	1,862
Samford	16	4	22	7	1,766	1,542
College of Charleston	14	6	23	8	2,013	1,858
Western Carolina	14	6	21	12	2,255	2,143
Georgia Southern	11	9	16	14	1,774	1,772
Davidson	11	9	12	18	1,961	2,043
UNCG	9	11	13	18	1,780	1,857
Appalachian State	7	13	9	22	1,840	2,151
Furman	6	14	12	18	1,862	1,955
Wofford	3	17	5	24	1,810	2,063
Elon	2	18	5	26	1,733	2,108



Miranda Warfield (2000-04) helped Chattanooga to SoCon regular-season and tournament titles in each of her four years on the squad and was named MVP of the SoCon Championship in 2002 and 2003.

	CONF		ALL		Pts.	Opp.
	W	L	W	L		
Chattanooga	16	4	24	9	2,216	2,042
Samford	14	6	23	11	2,151	1,975
Appalachian State	14	6	23	12	2,336	2,191
College of Charleston	13	7	21	12	2,078	2,011
Georgia Southern	13	7	19	12	1,841	1,752
Davidson	12	8	14	15	1,921	1,919
Elon	6	14	12	19	2,000	2,043
UNCG	6	14	10	20	1,748	1,941
Wofford	6	14	8	21	1,759	2,014
Western Carolina	6	14	7	23	1,765	1,919
Furman	4	16	7	24	1,730	1,961

	CONF		ALL		Pts.	Opp.
	W	L	W	L		
Appalachian State	17	3	25	7	2,338	1,968
Samford	15	5	25	8	2,098	1,864
Chattanooga	13	7	17	14	2,071	2,037
Elon	12	8	20	13	2,247	2,120
Furman	10	10	14	16	1,866	1,921
UNCG	10	10	13	16	1,769	1,841
Georgia Southern	9	11	12	18	1,753	1,828
Davidson	8	12	14	17	1,913	1,878
College of Charleston	7	13	10	20	1,566	1,819
Western Carolina	6	14	9	22	1,699	1,950
Wofford	3	17	8	22	1,822	2,122

	CONF		ALL		Pts.	Opp.
	W	L	W	L		
Appalachian State	17	3	27	7	2,266	1,977
Davidson	17	3	22	10	1,962	1,733
Chattanooga	16	4	22	10	1,988	1,829
Samford	12	8	20	13	1,978	1,897
Elon	12	8	20	13	1,887	1,901
Furman	10	10	15	16	1,893	1,982
Western Carolina	8	12	14	17	1,629	1,751
College of Charleston	6	14	7	23	1,421	1,713
Wofford	5	15	13	18	1,836	1,884
Georgia Southern	4	16	8	22	1,553	1,772
UNCG	3	17	4	25	1,438	1,844

	CONF		ALL		Pts.	Opp.
	W	L	W	L		
Chattanooga	19	1	29	4	2,262	1,811
Davidson	16	4	22	13	2,195	2,005
Elon	14	6	19	14	2,168	2,101
Appalachian State	13	7	20	11	2,131	1,839
College of Charleston	11	9	16	16	1,995	2,026
Samford	11	9	15	16	1,670	1,685
Furman	8	12	12	18	1,790	2,036
Georgia Southern	6	14	8	23	1,652	1,951
Western Carolina	5	15	7	23	1,517	1,799
UNCG	4	16	8	23	1,772	2,124
Wofford	3	17	8	21	1,627	1,813

	CONF		ALL		Pts.	Opp.
	W	L	W	L		
Chattanooga	18	0	29	4	2,302	1,856
Furman	12	6	18	13	2,077	2,030
Davidson	11	7	16	16	2,221	2,273
Appalachian State	10	8	13	16	1,834	1,889
Elon	10	8	15	16	2,009	2,072
Samford	8	10	10	20	1,633	1,765
Western Carolina	7	11	15	17	1,965	2,001
Georgia Southern	7	11	10	21	1,933	2,185
Wofford	4	14	6	23	1,703	2,023
UNCG	3	15	7	23	1,905	2,196

	CONF		ALL		Pts.	Opp.
	W	L	W	L		
Chattanooga	14	0	29	4	2,067	1,665
ETSU	11	3	21	12	2,246	2,129
Mercer	9	5	20	15	2,337	2,240
Samford	8	6	15	15	1,782	1,722
Furman	7	7	19	14	2,249	2,175
Western Carolina	3	11	11	19	1,855	1,950
Wofford	3	11	8	22	1,695	1,949
UNCG	1	13	6	24	1,905	2,224

	CONF		ALL		Pts.	Opp.
	W	L	W	L		
Mercer	12	2	24	9	2,129	1,857
Chattanooga	12	2	24	8	1,847	1,692
Samford	11	3	20	11	1,719	1,555
ETSU	8	6	16	14	1,808	1,862
Furman	7	7	15	16	1,968	1,983



ETSU's Destiny Mitchell nearly averaged a double-double for the Bucs in 2014-15, their first season back in the league after a nine-year absence. Mitchell scored 11.2 points per game and pulled down a SoCon-best 9.1 rebounds per contest as ETSU finished second in the regular-season standings and reached the SoCon tournament title game, where it fell to a nationally ranked Chattanooga squad in overtime.

Wofford	3	11	9	20	1,747	1,907
Western Carolina	3	11	7	22	1,811	2,020
UNCG	0	14	8	22	1,965	2,203

	CONF		ALL		Pts.	Opp.
	W	L	W	L		
Mercer	12	2	25	7	2,106	1,814
Chattanooga	12	2	21	11	1,950	1,872
ETSU	8	6	16	14	1,950	1,925
UNCG	7	7	20	15	2,225	2,104
Furman	7	7	14	17	1,920	1,834
Samford	4	10	12	19	1,710	1,803
Wofford	3	11	13	17	1,853	1,912
Western Carolina	3	11	8	22	1,699	2,019

	CONF		ALL		Pts.	Opp.
	W	L	W	L		
Mercer	14	0	30	3	2,332	1,811
ETSU	11	3	20	13	2,215	2,125
Chattanooga	8	6	17	13	1,764	1,700
Furman	7	7	18	14	2,062	1,992
Samford	6	8	15	16	1,795	1,931
UNCG	6	8	13	18	1,959	1,925
Wofford	3	11	10	20	1,878	1,994
Western Carolina	1	13	5	25	1,648	1,918

	CONF		ALL		Pts.	Opp.
	W	L	W	L		
Mercer	14	0	25	8	2,226	2,023
Furman	9	5	19	14	2,132	2,102
Chattanooga	8	6	14	17	1,923	1,994
ETSU	8	6	10	21	2,103	2,243
Wofford	7	7	16	15	2,258	2,100
UNCG	5	9	11	19	1,910	1,826
Samford	5	9	10	20	1,753	1,953
Western Carolina	0	14	4	26	1,609	2,080

	CONF		ALL		Pts.	Opp.
	W	L	W	L		
UNCG	10	4	23	9	2,049	1,771
Samford	10	4	18	14	2,117	2,002
Chattanooga	10	4	11	18	1,628	1,884
Furman	8	6	19	12	2,035	1,900
Wofford	8	6	15	15	2,041	1,840
ETSU	4	10	9	21	1,761	2,048
Mercer	4	10	8	23	1,831	2,054
Western Carolina	2	12	5	25	1,654	1,996

SOCON TOURNAMENT RESULTS



1984

FIRST ROUND

(at Huntington, W.Va.)

Marshall 89, Furman 61
(at Cullowhee, N.C.)
Western Carolina 75, Appalachian State 66

SEMIFINALS (at Chattanooga, Tenn.)

ETSU 66, Marshall 64
Chattanooga 74, Western Carolina 54

CHAMPIONSHIP (at Chattanooga, Tenn.)

Chattanooga 60, ETSU 45
ETSU – Blair 1 1-4 3, Mills 3 1-1 7, Jaffke 3 0-0 6, Hines 3 2-4 8, Skala 3 2-2 8, Caldwell 0 0-0 0, Larkey 5 3-4 13. Totals: 18 9-15 45.
CHATTANOOGA – Horsey 6 2-2 14, McClure 4 0-1 8, Chairs 8 7-8 23, Irby 5 1-4 11, Weems 0 2-3 2, McCord 1 0-0 2, Hill 0 0-0 0, Benson 0 0-0 0. Totals: 24 12-18 60.
Halftime – Chattanooga 23, ETSU 21.

1985

FIRST ROUND

(at Johnson City, Tenn.)

ETSU 72, Western Carolina 51
(at Boone, N.C.)
Appalachian State 86, Furman 68

SEMIFINALS (at Johnson City, Tenn.)

Chattanooga 75, ETSU 70
Marshall 68, Appalachian State 62

CHAMPIONSHIP (at Johnson City, Tenn.)

Chattanooga 88, Marshall 76
MARSHALL – Pelphrey 12 4-4 28, Wiggins 2 0-0 4, Shepherd 7 4-4 18, May 0 1-2 1, Abercrombie 3 1-2 7, Cromer 1 0-0 2, Lewis 6 0-0 12, Grau 2 0-0 4, Gibson 0 0-0 0. Totals: 33 10-12 76.
CHATTANOOGA – Kirk 3 2-3 8, McClure 9 2-2 20, Bush 6 1-2 13, McCord 3 2-2 8, Weems 5 6-6 16, Corn 0 0-0 0, Bell 2 5-6 9, Benson 4 0-2 8, Jackson 2 2-2 6. Totals: 34 20-25 88.
Halftime – Chattanooga 43, Marshall 30.

1986

at Boone, N.C.

FIRST ROUND

ETSU 68, Western Carolina 62
Appalachian State 83, Furman 64

SEMIFINALS

Chattanooga 86, Appalachian State 79
Marshall 77, ETSU 72

CHAMPIONSHIP

Chattanooga 77, Marshall 69
MARSHALL – Wiggins 6 3-3 15, Pelphrey 8 1-2 17, Van Liew 0 0-0 0, May 10 1-2 21, Abercrombie 2 0-0 4, Lewis 2 0-0 4, McClurkin 3 0-0 6, Leavitt 0 2-2 2. Totals: 31 6-8 69.
CHATTANOOGA – Bell 3 2-2 8, Kirk 6 3-4 15, Bush 2 0-0 4, Winton 6 3-3 15, McCord 4 3-6 11, Mosley 1 0-0 2, Corn 1 3-4 5, Benson 5 0-0 10, Cruse 1 0-0 2, Hubbard 2 1-2 5, Jackson 0 0-0 0. Totals: 31 15-21 77.
Halftime – Chattanooga 40, Marshall 37.

1987

at Cullowhee, N.C.

FIRST ROUND

Western Carolina 70, Furman 58
ETSU 77, Chattanooga 74

SEMIFINALS

Marshall 83, ETSU 81 (2OT)
Appalachian State 86, Western Carolina 66

CHAMPIONSHIP

Appalachian State 68, Marshall 65
APPALACHIAN STATE – Laney 3 4-4 10, Robinson 6 1-3 13, Whiteside 12 2-10 26, Swicegood 2 0-1 4, Dalton 3 4-4 10, Brackett 0 0-0 0, Sigmon 1 3-4 5. Totals: 27 14-26 68.
MARSHALL – Lewis 6 1-2 13, Parsley 0 0-0 0, Simms 9 2-2 20, McClurkin 1 1-2 3, Wiggins 5 7-8 17, Leavitt

2 1-2 5, Triplin 3 1-1 7. Totals: 26 13-16 65.
Halftime – Marshall 35, Appalachian State 27.

1988

at Huntington, W.Va.

FIRST ROUND

Chattanooga 70, ETSU 68
Furman 63, Western Carolina 55

SEMIFINALS

Appalachian State 104, Furman 77
Marshall 80, Chattanooga 77

CHAMPIONSHIP

Appalachian State 72, Marshall 67
APPALACHIAN STATE – Laney 3 3-4 9, Johnson 8 0-0 16, Whiteside 10 4-12 24, Swicegood 2 0-0 4, Dalton 5 4-4 14, Brackett 2 0-0 4, Sigmon 0 0-0 0. Totals: 30 11-20 72.
MARSHALL – McClurkin 3 1-2 7, Scott 7 0-1 14, Parsley 2 1-1 5, Stephenson 1 2-2 4, Lewis 7 4-4 18, Johnson 4 0-0 9, Jones 0 0-0 0, Leavitt 1 2-2 4, Shipp 0 0-0 0, Deal 2 2-2 6. Totals: 27 12-14 67.
3-point goals – Appalachian State 1 (Dalton); Marshall 1 (Johnson).
Halftime – Appalachian State 39, Marshall 33.

1989

at Johnson City, Tenn.

FIRST ROUND

Chattanooga 67, Western Carolina 53
Furman 70, ETSU 69

SEMIFINALS

Furman 75, Marshall 56
Chattanooga 80, Appalachian State 73

CHAMPIONSHIP

Chattanooga 69, Furman 65
FURMAN – Whitaker 3 0-0 6, Greene 6 2-2 14, McKinney 1 4-5 6, Glass 2 1-2 5, Mischel 0 0-0 0, Rhynehardt 9 3-4 21, Haus 0 2-2 2, Geary 3 3-3 9, Cleckley 1 0-0 2. Totals: 25 15-18 65.
CHATTANOOGA – Copeland 0 0-0 0, Stallings 4 0-2 8, Powell 6 3-7 15, Winton 5 0-1 13, Smith 2 6-6 11, Wales 1 0-0 2, Carroll 1 1-2 3, Beightol 2 1-2 5, Blackburn 0 0-0 0, Mayfield 4 0-0 11. Totals: 25 11-20 68.
3-point goals – Chattanooga 7 (Winton 3, Mayfield 3, Smith).
Halftime – Chattanooga 36, Furman 27.

1990

at Johnson City, Tenn.

FIRST ROUND

ETSU 61, Marshall 58
Chattanooga 80, Western Carolina 78

SEMIFINALS

Appalachian State 70, Chattanooga 67
Furman 98, ETSU 84

CHAMPIONSHIP

Appalachian State 94, Furman 90
APPALACHIAN STATE – Thomas 5 13-18 23, Smith 5 4-6 14, Cunningham 12 3-5 27, Gruca 6 4-6 19, Morgan 1 0-1 2, Cain 3 0-0 6, Inman 0 0-0 0, Konrad 1 0-0 2. Totals: 33 24-36 94.
FURMAN – Greene 4 3-3 11, Brown 7 1-2 15, Cleckley 7 0-0 14, Rhynehardt 6 7-10 19, Glass 8 2-2 18, Mischel 2 1-1 5, Geary 0 2-2 2, McKinney 3 0-0 6. Totals: 37 16-20 90.
3-point goals – Appalachian State 4 (Gruca 3, Smith).
Halftime – Appalachian State 57, Furman 36.

1991

at Johnson City, Tenn.

FIRST ROUND

Appalachian State 84, Furman 77
ETSU 88, Western Carolina 69

SEMIFINALS

Appalachian State 89, Chattanooga 87
ETSU 72, Marshall 66

CHAMPIONSHIP

Appalachian State 98, ETSU 87
APPALACHIAN STATE – Ikard 4 2-4 10, Gruca 3 0-1 9, Thomas 12 3-3 27, Roberson 7 2-2 17, Yount 9 3-6 24, Cannon 0 0-0 0, Hitchcock 0 0-0 0, Konrad 4 3-6 11, Coker 0 0-0 0. Totals: 40 13-25 98.
ETSU – Colclough 3 1-2 7, Cantrell 3 1-2 8, Louallen 11 5-8 27, Hopson 13 10-10 36, Bridges 2 0-1 4, Cooke 1 0-0 3, Lawson 1 0-0 2, Carter 0 0-0 0, Fryar 0 0-1 0. Totals: 34 17-24 87.
3-point goals – Appalachian State 5 (Gruca 3, Roberson, Yount); ETSU 2 (Cantrell, Cooke).
Halftime – Appalachian State 52, ETSU 43.

1992

at Johnson City, Tenn.

FIRST ROUND

Western Carolina 59, Marshall 58 (OT)
ETSU 96, Appalachian State 74

SEMIFINALS

Furman 83, ETSU 70
Chattanooga 84, Western Carolina 69

CHAMPIONSHIP

Chattanooga 84, Furman 66
CHATTANOOGA – Dowdell 6 3-5 15, Carroll 8 0-0 16, Brown 6 1-2 13, Barnett 3 3-3 11, Cameron 1 7-8 9, Childers 0 0-0 0, Alexander 0 0-0 0, Reynolds 2 4-4 8, Wooden 0 0-0 0, Curtis 1 0-0 2, Overcast 4 2-2 10. Totals: 31 20-24 84.
FURMAN – Rhynehardt 1 3-4 5, Armstrong 4 4-7 12, R. Brown 10 1-3 21, Jones 2 1-2 5, Stanley 5 0-0 14, Sims 1 0-0 3, Blackwell 0 0-0 0, Fails 0 0-0 0, Creamer 0 0-0 0, C. Brown 3 0-0 6, Levesque 0 0-0 0. Totals: 26 9-16 66.
3-point goals – Chattanooga 2 (Barnett 2); Furman 5 (Stanley 4, Sims).
Halftime – Chattanooga 45, Furman 31.

1993

at Johnson City, Tenn.

FIRST ROUND

Marshall 74, ETSU 55
Chattanooga 91, Western Carolina 66
Georgia Southern 66, Appalachian State 56

SEMIFINALS

Furman 74, Marshall 58
Georgia Southern 83, Chattanooga 73

CHAMPIONSHIP

Georgia Southern 76, Furman 73
GEORGIA SOUTHERN – Autrey 4 0-0 8, Dunn 3 0-0 7, Christmas 4 3-7 11, Johnson 4 6-8 14, G. Smith 2 0-1 4, Williams 0 0-0 0, Copeland 5 0-0 10, Primeaux 0 0-0 0, Anderson 6 0-0 15, McClelland 1 0-2 2, S. Smith 2 1-4 5. Totals: 31 10-22 76.
FURMAN – Armstrong 3 0-1 6, Creamer 6 2-5 14, R. Brown 7 3-5 17, Jones 1 7-8 9, Stanley 4 7-8 18, Sims 1 0-0 3, Wilson 0 0-0 0, C. Brown 3 0-0 6, Levesque 0 0-0 0. Totals: 25 19-27 73.
3-point goals – Georgia Southern 4 (Anderson 3, Dunn); Furman 4 (Stanley 3, Sims).
Halftime – Furman 40, Georgia Southern 35.

1994

at Greenville, S.C.

FIRST ROUND

Georgia Southern 71, Davidson 62
Appalachian State 77, Western Carolina 57
Furman 89, ETSU 75
Chattanooga 70, Marshall 56

SEMIFINALS

Georgia Southern 85, Chattanooga 72
Furman 77, Appalachian State 73

CHAMPIONSHIP

Georgia Southern 59, Furman 55
GEORGIA SOUTHERN – Autrey 7 2-7 16, Johnson 5 2-2 12, Tyson 0 0-0 0, Childers 2 0-0 6, Copeland 5 3-4 14, Primeaux 0 2-2 2, James 1 0-0 2, Anderson 2 1-2 6, Askew 0 1-2 1, Spake 0 0-0 0. Totals: 22 11-19 59.

WWW.SOCONSPORTS.COM

FURMAN – Creamer 5 0-0 11, Levesque 3 0-0 6, Brown 7 5-9 19, Stanley 2 2-2 7, Jones 2 3-4 9, Sims 0 0-0 0, Nate Jackson 1 1-2 3, Natasha Jackson 0 0-1 0. Totals: 20 11-18 55.

3-point goals – Georgia Southern 4 (Childers 2, Copeland 1, Anderson 1); Furman 4 (Jones 2, Creamer 1, Stanley 1).

Halftime – Furman 25, Georgia Southern 16.

1995

FIRST ROUND

(at Johnson City, Tenn.)

ETSU 88, Davidson 70

(at Statesboro, Ga.)

Georgia Southern 95, Western Carolina 55

(at Greenville, S.C.)

Furman 48, Chattanooga 45

(at Boone, N.C.)

Appalachian State 90, Marshall 71

SEMIFINALS (at Asheville, N.C.)

ETSU 79, Appalachian State 69

Furman 74, Georgia Southern 61

CHAMPIONSHIP (at Asheville, N.C.)

Furman 88, ETSU 85

FURMAN – Creamer 12 0-1 24, Bristow 3 8-10 14, Levesque 0 0-0 0, Stanley 7 8-8 26, Sims 2 2-2 7, Fails 1 0-0 0, Naté Jackson 2 2-2 6, Natasha Jackson 2 0-2 4, Noethling 3 1-3 7. Totals: 31 21-28 88.

ETSU – Engle 9 4-6 24, Blocker 5 11-16 21, McClellan 5 1-2 11, Jones 4 3-4 13, Reed 4 3-5 12, Vaughan 0 0-0 0, DeGabrielle 0 0-0 0, Grainger 0 4-4 4. Totals: 27 26-37 85.

3-point goals – Furman 5 (Stanley 4, Sims 1); ETSU 5 (Engle 2, Jones 2, Reed 1).

Halftime – Furman 50, ETSU 39.

1996

FIRST ROUND

(at Boone, N.C.)

Appalachian State 92, ETSU 75

(at Huntington, W.Va.)

Marshall 83, Western Carolina 74

(at Statesboro, Ga.)

Georgia Southern 91, Furman 68

(at Davidson, N.C.)

Davidson 80, Chattanooga 51

SEMIFINALS (at Greensboro, N.C.)

Appalachian State 83, Davidson 68

Marshall 108, Georgia Southern 82

CHAMPIONSHIP (at Greensboro, N.C.)

Appalachian State 77, Marshall 75

APPALACHIAN STATE – Thompson 4 0-0 8, Artosalo 2 4-4 8, Hinton 13 0-2 26, Spencer 1 0-0 3, Davis 3 2-2 8, Rowe 0 2-2 2, Sims 0 0-0 0, Jones 2 0-0 4, Schoolfield 0 2-2 2, Karlqvist 3 4-5 12, Tate 2 0-0 4. Totals: 30 14-17 77.

MARSHALL – McCauley 3 2-2 10, Evans 1 2-3 4, Behnfeldt 4 2-2 12, Wine 7 4-7 20, Simmons 0 3-4 3, Lenhart 0 0-0 0, Sexton 3 4-6 10, Mason 7 2-2 16. Totals: 25 19-26 75.

3-point goals – Appalachian State 3 (Karlqvist 2, Spencer 1), Marshall 6 (McCauley 2, Behnfeldt 2, Wine 2).

Halftime – Marshall 38, Appalachian State 37.

1997

FIRST ROUND

(at Greenville, S.C.)

ETSU 64, Furman 62

(at Huntington, W.Va.)

Marshall 85, Western Carolina 77

(at Boone, N.C.)

Appalachian State 80, Chattanooga 62

(at Statesboro, Ga.)

Georgia Southern 73, Davidson 70

SEMIFINALS (at Greensboro, N.C.)

Georgia Southern 66, ETSU 63

Marshall 79, Appalachian State 74

CHAMPIONSHIP (at Greensboro, N.C.)

Marshall 77, Georgia Southern 69

MARSHALL – Simmons 5 7-8 19, McCauley 6 0-0 15, Rosko 4 2-3 12, Sexton 3 5-7 12, Behnfeldt 1 6-8 8, Mason 0 6-6 6, Fall 2 0-0 4, Lincoln 0 1-2 1, Lenhart 0 0-0 0, Byrd 0 0-1 0. Totals: 21 27-35 77

GEORGIA SOUTHERN – Rivers 7 3-5 18, Hall 4 5-10 13, Mitchell 4 2-2 10, Durrett 3 2-3 9, Askew 2 2-2 6, Trjeskal 2 0-0 5, Arnold 2 0-0 4, Toole 1 0-0 2, Whatley 1 0-0 2, Warren 0 0-0 0, Perry 0 0-2 0. Totals: 26 14-24 69.

3-point goals – Marshall 8 (McCauley 3, Simmons 2, Rosko 2, Sexton 1); Georgia Southern 3 (Rivers 1, Trjeskal 1, Durrett 1)

Halftime – 36 Marshall, 26 Georgia Southern.

1998

at Greensboro, N.C.

FIRST ROUND

Wofford 70, Chattanooga 57

SECOND ROUND

Georgia Southern 84, Wofford 57

Furman 85, ETSU 74

Davidson 79, Appalachian State 63

UNCG 86, Western Carolina 54

SEMIFINALS

Georgia Southern 80, Furman 60

UNCG 78, Davidson 75

CHAMPIONSHIP

UNCG 75, Georgia Southern 69

UNCG – Brediger 3 6-10 18, Viverette 3 4-13 18, Goodson 4 4-10 11, Gwaltney 0 2-4 10, Ochs 2 3-8 10, Smith 1 2-5 6, Lewis 0 1-2 2. Totals: 15 22-56 75

GEORGIA SOUTHERN – Hall 5 10-16 21, Krach 2 3-4 8, Mitchell 1 4-8 8, Trjeskal 2 2-9 8, Arnold 5 3-6 7, Durrett 4 3-8 6, Warren 0 3-4 6, Perry 3 1-5 3, Langley 0 0-0 2. Totals: 24 29-61 69

3-point goals – UNCG 4 (Viverette 2, Gwaltney 1, Ochs 1); Georgia Southern 5 (Krach 2, Trjeskal 2, Arnold 1)

Halftime – UNCG 24, Georgia Southern 32.

1999

at Greensboro, N.C.

FIRST ROUND

Wofford 73, Chattanooga 69

Western Carolina 67, College of Charleston 57

QUARTERFINALS

Davidson 62, Furman 56

UNCG 95, Wofford 58

ETSU 96, Western Carolina, 69

Appalachian State 86, Georgia Southern 82

SEMIFINALS

Davidson 92, UNCG 91

Appalachian State 77, ETSU 72

CHAMPIONSHIP

Appalachian State 78, Davidson 69

APPALACHIAN STATE – Schoolfield 9 6-6 24, Gagliano 6 8-8 20, Lettsome 5 0-0 10, Dolan 1 6-8 8, Edwards 1 3-5 5, Romano 0 5-6 5, Chappell 1 1-2 4, Hergerova 0 2-2 2. Totals: 23 31-39 78

DAVIDSON – KBrown 9 2-2 22, JBrown 5 1-2 13, O'Brien 5 1-2 12, Kamp 4 4-5 9, Magette 2 0-0 6, Uhernik 1 2-2 4, Schott 0 2-2 2, Taylor 0 1-2 1. Totals: 25 13-18 69

3-point goals – Appalachian St. 1 (Chappell); Davidson 6 (K. Brown 2, Magette 2, O'Brien 1, JBrown 1)

Halftime – Appalachian St. 35, Davidson 27.

2000

at Greenville, S.C.

FIRST ROUND

Wofford 66, Western Carolina 56

Davidson 71, College of Charleston 51

SECOND ROUND

UNCG 92, Appalachian State 75

Chattanooga 77, Wofford 46

Furman 73, Davidson 56

ETSU 82, Georgia Southern 73

SEMIFINALS

UNCG 73, Chattanooga 67

Furman 73, ETSU 61

CHAMPIONSHIP

Furman 68, UNCG 49

FURMAN – Hodges 4 0-0 8, Smith 5 3-3 13, Young 1 3-4 5, Charles 3 2-2 10, Scott 4 0-0 8, Bufford 0 0-0 0, Crutchfield 0 0-0 0, Shipp, 2 5-7 9, Moran 0 0-0 0, Wake 1 7-8 9. Totals: 23 20-24 68

UNCG – Dodgen 4 4-4 12, DelCampo 2 0-2 5, Gwaltney 5 2-3 12, Foster 1 5-6 7, Smith 1 2-4 4, Murray 0 0-0 0, Hart 0 0-0 0, Armstrong 0 0-0 0, Reid 3 0-0 6, Goodson 1 0-0 3. Totals: 17 13-19 49

3-point goals – Furman 2 (Charles, 2); UNCG- 2 (DelCampo, Goodson)

Halftime – Furman 32, UNCG 29.

2001

at Greenville, S.C.

FIRST ROUND

Wofford 76, Davidson 62

Appalachian State 69, College of Charleston 55

QUARTERFINALS

Furman 77, Western Carolina 59

Chattanooga 77, Wofford 59

Georgia Southern 76, Appalachian State 72

UNCG 85, ETSU 53

SEMIFINALS

Chattanooga 72, Furman 56

UNCG 70, Georgia Southern 66

CHAMPIONSHIP

Chattanooga 64, UNCG 63

UNCG – Gwaltney 6-12 3-5 15; Foster 4-10 3-6 14; Dodgen 4-10 2-2 11; DelCampo 4-8 0-0 9; Reid 3-7 2-2 8; Murray 1-5 0-0 2; Lambert 1-2 0-0 2; Hart 1-3 0-0 2. Totals: 24-57 10-15 63.

CHATTANOOGA – Lewis 6-10 0-0 14; Wilson 6-10 2-2 14; Bullock 4-14 1-2 10; Dykes 4-6 2-5 10; Warfield 2-14 5-6 9; Irons 1-3 0-0 3; Rollins 1-6 0-0 2; Banks 0-3 2-2 2; Carmichael 0-2 0-0 0; Galloway 0-1 0-0 0. Totals 24-69 12-17 64.

3-point goals – UNCG 5-12 (Foster 3-5; DelCampo 1-3; Dodgen 1-2; Murray 0-1; Gwaltney 0-1), Chattanooga 4-23 (Lewis 2-4; Irons 1-2; Bullock 1-5; Warfield 0-6; Rollins 0-5; Carmichael 0-1).

Halftime – UNCG 33, Chattanooga 33.

2002

at Charleston, S.C.

FIRST ROUND

Appalachian State 64, Davidson 63

College of Charleston 85, ETSU 65

QUARTERFINALS

Wofford 73, Georgia Southern 63

Chattanooga 81, Appalachian State 64

UNCG 77, College of Charleston 51

Furman 72, Western Carolina 58

SEMIFINALS

Chattanooga 65, Wofford 61 (OT)

UNCG 71, Furman 62

CHAMPIONSHIP

Chattanooga 77, UNCG 69

UNCG – Lambert 6-8 2-3 15; Dodgen 7-12 0-0 14; Murray 6-10 0-0 13; Reid 4-7 0-0 8; Hart 2-4 3-4 7; Foster 2-7 0-0 5; Eaton 2-5 0-0 5; Williams 1-4 0-0 2. Totals: 30-57 5-7 69.

CHATTANOOGA – Warfield 7-16 3-4 20; Bullock 3-9 6-8 12; Wilson 5-9 2-2 12; McDivitt 1-3 9-10 11; Patton 3-4 2-4 8; Dykes 2-2 2-2 6; Irons 1-8 0-0 3; Rollins 1-2 0-0 3; Sermons 1-3 0-0 2. Totals: 24-56 24-30 77.

3-point goals – UNCG 4-9 (Lambert 1; Foster 1;

SOCON TOURNAMENT RESULTS



Murray 1; Eaton 1), Chattanooga 5-15 (Warfield 3; Rollins 1)

2003 at Charleston, S.C.

FIRST ROUND

College of Charleston 76, ETSU 60
Davidson 72, Wofford 70

QUARTERFINALS

Furman 65, UNCG 51
Chattanooga 75, College of Charleston 49
Davidson 62, Western Carolina 58
Georgia Southern 82, Appalachian State 71 (OT)

SEMIFINALS

Chattanooga 65, Furman 53
Georgia Southern 62, Davidson 57

CHAMPIONSHIP

Chattanooga 66, Georgia Southern 52
GEORGIA SOUTHERN – Lindsay 6-12 4-7 16; Lanier 3-10 2-2 8; Everett 4-13 0-0 8; Loiciano 2-9 0-0 5; Tiller 2-3 0-0 5; Benemon 2-7 0-0 4; Hill 1-10 2-2 4; Dubose 0-3 2-2 2; McCorkle 0-2 0-0 0; Spoon 0-1 0-0 0. Totals: 20-70 10-13 52.
CHATTANOOGA – Wilson 5-7 2-3 12; McDivitt 4-7 2-2 11; Warfield 3-12 4-5 11; Brown 3-4 3-4 11; Irons 3-8 0-0 6; Roberson 1-5 2-4 4; Galloway 1-6 2-3 4; Sermons 1-2 1-2 3; Patton 1-2 0-0 2. Totals: 22-53 18-25 66.
3-point goals – Georgia Southern 2-10 (Tiller 1, Loiciano 1; Chattanooga 4-12 (Brown 2, Warfield 1, McDivitt 1).
Halftime – Chattanooga 33, Georgia Southern 19.

2004 at Charleston, S.C.

FIRST ROUND

Georgia Southern 65, Appalachian State 58
College of Charleston 59, UNCG 50
Western Carolina 60, Wofford 38

QUARTERFINALS

Elon 84, ETSU 68
Chattanooga 73, Georgia Southern 50
Furman 77, College of Charleston 56
Western Carolina 66, Davidson 58

SEMIFINALS

Chattanooga 67, Elon 37
Western Carolina 75, Furman 66

CHAMPIONSHIP

Chattanooga 86, Western Carolina 68
WESTERN CAROLINA – Gardner 6-8 2-5 16; Hamm 4-12 3-4 11; Maleraite 3-5 1-1 9; Glass 2-9 3-5 8; Allen 3-9 0-0 8; Blackwell 2-5 2-2 6; Tanner 2-5 2-3 6; May 2-2 0-2 4. Totals: 24-55 13-22 68.
CHATTANOOGA – Roberson 8-14 4-8 20; Brown 6-12 2-2 16; Warfield 4-10 1-2 12; Sippel 5-10 0-0 10; McDivitt 2-4 3-3 9; Galloway 3-7 0-0 8; Patton 3-5 0-0 6; Mattison 1-4 3-3 5; Talley 0-1 0-0 0. Totals: 32-67 13-18 86.
3-point goals – Western Carolina 7-18 (Gardner 2; Maleraite 2; Allen 2; Glass 1); Chattanooga 9-18 (Warfield 3; Brown 2; Galloway 2; McDivitt 2).
Halftime – Chattanooga 43, Western Carolina 25.

2005 at Chattanooga, Tenn.

FIRST ROUND

ETSU 74, Appalachian State 64 (OT)
College of Charleston 69, Elon 39
Western Carolina 79, Wofford 62

QUARTERFINALS

Georgia Southern 55, UNCG 48
ETSU 55, Chattanooga 50
Davidson 68, College of Charleston 48
Western Carolina 66, Furman 56

SEMIFINALS

Georgia Southern 73, ETSU 71 (OT)
Western Carolina 59, Davidson 58



Chattanooga's Miranda Warfield was a part of four SoCon tournament championship teams from 2001-04, winning MVP honors in both 2002 and 2003.

CHAMPIONSHIP

Western Carolina 97, Georgia Southern 95 (2OT)
WESTERN CAROLINA – Gardner 15-19 13-15 45; Tanner 6-9 2-2 16; Maleraite 0-0 10; Keith 4-10 0-0 9; Glass 2-4 3-5 7; Dawson 0-7 4-4 4; May 1-7 1-2 3; Hardy 1-9 0-0 2; Pellom 0-1 1-2 1; Barnes 0-4 0-0 0; Johnson 0-1 0-0 0; Totals: 33-79 24-30 97.
GEORGIA SOUTHERN – Brown 11-17 1-2 27; Benemon 7-16 8-9 22; Dubose 4-9 4-6 14; Lee 3-8 2-2 8; Early 2-2 3-5 7; Tiller 2-5 0-0 6; Newton 2-4 2-4 6; Waterman 1-1 1-2 3; Atwood 1-9 0-0 2. Totals: 33-71 21-30 95.
3-point goals – Western Carolina 7-24 (Gardner 2, Maleraite 2, Tanner 2, Keith 1), Georgia Southern 8-19 (Brown 4, Tiller 2; Dubose 2).
Halftime – Georgia Southern 51, Western Carolina 46.
Regulation – Georgia Southern 81, Western Carolina 81.
First overtime – Georgia Southern 88, Western Carolina 88.

2006

FIRST ROUND (at Charleston, S.C.)

Furman 66, College of Charleston 63
Georgia Southern 77, Wofford 66

QUARTERFINALS (at Charleston, S.C.)

Western Carolina 80, Appalachian State 71
UNCG 68, Georgia Southern 56
Davidson 55, Elon 53

SEMIFINALS (at North Charleston, S.C.)

Chattanooga 77, Western Carolina 73
UNCG 69, Davidson 58

CHAMPIONSHIP (at North Charleston, S.C.)

Chattanooga 91, UNCG 79
UNCG – Otamiri 8 2-2 20, Latham 5 4-4 15, Chamberlain 2 1-2 5, Boone 7 3-5 17, Byrd 4 0-0 10,

Dixon 1 2-2 4, Jackson 1 0-0 3, Brooks 0 0-0 0, Ling 0 0-0 0, Grimsley 1 0-0 3, Current 0 0-0 0, Blair 1 0-0 2. Totals: 30 12-15 79.

CHATTANOOGA – Roberson 8 4-5 20, Anderson 5 5-6 16, Brown 3 4-7 12, Hall 3 4-4 12, Mattison 3 5-6 13, Hand 5 1-2 15, Spann 1 0-0 3. Totals: 28 23-30 91.
3-point goals – UNCG 7-23 (Otamiri 2, Byrd 2, Latham 1, Jackson 1, Grimsley 1). Chattanooga 12-25 (Anderson 5, Mattison 5, Roberson 4, Brown 4, Hall 4, Spann 1).
Halftime – Chattanooga 49, UNCG 35.

2007

at North Charleston, S.C.

FIRST ROUND

Furman 64, College of Charleston 59
Appalachian State 64, Elon 50

QUARTERFINALS

Chattanooga 84, Appalachian State 60
Western Carolina 79, Furman 50
Georgia Southern 81, UNCG 64
Davidson 71, Wofford 62

SEMIFINALS

Western Carolina 73, Georgia Southern 59
Chattanooga 80, Davidson 68

CHAMPIONSHIP

Chattanooga 84, Western Carolina 66
CHATTANOOGA – Spann 0 0-0 0, Anderson 13 4-5 30, Hatchett 0 0-0 0, Hall 6 3-4 18, Hand 3 6-6 15, Houts 0 0-0 0, Mohr 1 0-0 2, Wade-Fray 1 3-3 5, Ogan 0 0-0 0, Hollinquest 5 4-6 14. Totals: 29 20-24 84.
WESTERN CAROLINA – Lamitie 0 0-0 0, Johnson 2 0-0 4, Dawson 3 1-2 8, Keith 5 1-3 11, Powell 4 3-4 14, Swayne 0 0-0 0, Pellow 3 0-1 6, Johnson 6 0-0 14, May 0 0-0 0, Feemster 0 0-0 0, Eaton 4 1-2 9. Totals: 27 6-12 66.
3-point goals – Chattanooga 6-19 (Hall 3, Hand 3). Western Carolina 6-13 (Powell 3, Johnson 2, Dawson 1).
Halftime – Chattanooga 38, Western Carolina 36.

2008

at North Charleston, S.C.

FIRST ROUND

Wofford 57, Furman 50
UNCG 62, Appalachian State 44

QUARTERFINALS

Western Carolina 76, Wofford 61
Chattanooga 78, UNCG 33
College of Charleston 65, Georgia Southern 53
Elon 68, Davidson 49

SEMIFINALS

Chattanooga 68, College of Charleston 53
Western Carolina 72, Elon 68

CHAMPIONSHIP

Chattanooga 71, Western Carolina 59
WESTERN CAROLINA – Johnson 6-11 0-0 13; Pellom 6-14 0-0 12; Dawson 4-13 2-2 12; Clarke 3-6 2-2 9; Keith 3-5 2-5 8; Powell 1-4 0-0 3; Eaton 1-6 0-0 2; Feemster 0-2 0-0 0; Carroll 0-2 0-0 0; Swayne 0-2 0-0 0. Totals 24-65 6-9 59.
CHATTANOOGA – Anderson 11-17 3-4 25; Hall 7-12 6-7 22; Wade-Fray 1-9 5-8 8; Ogan 3-4 0-0 7; Hollinquest 2-5 0-2 4; Hand 1-4 1-2 3; Mason 0-5 2-2 2; Hatchett 0-1 0-0 0. Totals 25-57 17-25 71.
3-point goals – Western Carolina 5-16 (Dawson 2; Powell 1; Clarke 1; Johnson 1), Chattanooga 4-16 (Hall 2; Ogan 1; Wade-Fray 1).
Halftime – Chattanooga 33, Western Carolina 22.

2009

at Chattanooga, Tenn.

FIRST ROUND

Appalachian State 63, Furman 60
UNCG 83, Wofford 64
Elon 57, Georgia Southern 54

WWW.SOCONSPORTS.COM

QUARTERFINALS

Samford 57, UNCG 48
Chattanooga 86, Appalachian State 53
Western Carolina 71, Elon 52
College of Charleston 65, Davidson 54

SEMIFINALS

College of Charleston 53, Chattanooga 51
Western Carolina 66, Samford 53

CHAMPIONSHIP

Western Carolina 101, College of Charleston 87 (3OT)
WESTERN CAROLINA – Johnson 6-13 8-11 21; Powell 5-9 6-8 19; Clarke 6-10 2-4 18; Feemster 6-11 3-3 15; Swayne 4-9 3-3 12; Eaton 3-6 3-6 9; Menendez 1-3 0-0 3; Jackson 1-3 0-0 2; Carroll 1-5 0-0 2. Totals 33-69 25-35 101.

COLLEGE OF CHARLESTON – Gerty 8-22 1-1 20; Hughes 8-20 0-1 19; Moye 8-13 2-2 18; Jones 6-11 2-3 14; E. Williams 3-6 1-2 9; N. Williams 2-9 0-0 5; Kotcella 1-7 0-0 2. Totals 36-88 6-9 87.

3-point goals – Western Carolina 10-19 (Clarke 4; Powell 3; Johnson 1; Swayne 1; Menendez 1), College of Charleston 9-22 (Hughes 3; Gerty 3; E. Williams 2; N. Williams 1)

Halftime – College of Charleston 37, Western Carolina 25.

Regulation – College of Charleston 70, Western Carolina 70.

First overtime – College of Charleston 76, Western Carolina 76.

Second overtime – College of Charleston 85, Western Carolina 85.

2010 at Charlotte, N.C.

FIRST ROUND

Elon 67, Wofford 53
UNCG 57, Western Carolina 55
Furman 73, Davidson 67

QUARTERFINALS

Samford 57, Elon 38
Chattanooga 82, UNCG 64
Georgia Southern 57, College of Charleston 56
Appalachian State 71, Furman 53

SEMIFINALS

Chattanooga 60, Georgia Southern 49
Samford 66, Appalachian State 53

CHAMPIONSHIP

Chattanooga 72, Samford 67
CHATTANOOGA – Hollinquest 4-8 14-14 22; Davis 6-12 0-0 16; Christopher 3-6 2-2 11; Wade-Fray 4-10 1-2 11; Townsend 2-5 1-2 6; Helton 2-2 2-3 6; Lambert 0-3 0-0 0. Totals 21-46 20-23 72.

SAMFORD – Hill 11-15 2-3 26; London 5-14 1-1 12; Maxwell 4-9 0-0 10; Dawson 3-7 0-0 7; Anderson 2-3 2-4 7; Wilderrotter 1-4 0-0 3; Babineaux 1-3 0-0 2; Crow 0-2 0-0 0. Totals 27-57 5-8 67.

3-point goals – Samford 8-25 (Hill 2-3; Maxwell 2-5; Wilderrotter 1-4; London 1-6; Dawson 1-3; Anderson 1-2; Crow 0-2), Chattanooga 10-26 (Davis 4-9; Christopher 3-5; Wade-Fray 2-5; Townsend 1-4; Lambert 0-3).

Halftime – Samford 38, Chattanooga 30.

2011 at Chattanooga, Tenn.

FIRST ROUND

Western Carolina 48, Georgia Southern 42
Davidson 69, College of Charleston 53
Wofford 69, UNCG 64

QUARTERFINALS

Samford 57, Western Carolina 48
Appalachian State 73, Davidson 63
Elon 69, Furman 62
Chattanooga 68, Wofford 58

SEMIFINALS

Appalachian State 72, Elon 48
Samford 68, Chattanooga 66 (OT)

CHAMPIONSHIP

Samford 57, Appalachian State 54
SAMFORD – Anderson 4-12, 2-2 14; Hill 4-6, 2-2 13; London 4-6, 3-4 12; Dawson 3-8, 0-1 9; Jack 2-4, 0-0 4; Ketcham 1-12, 1-1 3; Campbell 0-1, 2-2 2; Powers 0-1, 0-1 0; Babineaux 0-1, 0-0 0. Totals 18-51 10-13 57.

APPALACHIAN STATE – Dewart 6-12, 1-4 13; C. Freeman 6-15, 0-0 12; Sharkey 5-8, 0-0 10; A. Freeman 3-8, 2-2 8; Weldon 3-6, 0-0 6; Ramirez 2-8, 0-0 5; Edwards 0-1, 0-0 0. Totals 25-58, 3-6 54.

3-point goals – Samford 11-29 (Anderson 4-7; Hill 3-5; Dawson 3-8; London 1-3; Jack 0-1; Ketcham 0-5), Appalachian State 1-5 (Ramirez 1-3; A. Freeman 0-1; Dewart 0-1).

Halftime – Appalachian State 30, Samford 24.

2012 at Asheville, N.C.

FIRST ROUND

Wofford 64, College of Charleston 53
Western Carolina 61, Georgia Southern 56
Furman 63, UNCG 58

QUARTERFINALS

Davidson 69, Wofford 58
Samford 67, Elon 36
Appalachian State 61, Western Carolina 43
Chattanooga 60, Furman 38

SEMIFINALS

Samford 62, Davidson 51
Appalachian State 77, Chattanooga 52

CHAMPIONSHIP

Samford 54, Appalachian State 43
SAMFORD – Powers 5-5, 4-6 14; Martin 4-8, 2-2 11; Dawson 2-6 2-2 7; Ketchum 2-7 1-2 6; Campbell 2-5, 2-2 6; Reece 1-8, 1-2 4; Anderson 2-5, 0-0 4; Babineaux 1-1, 0-0 2; Schwantz 0-2, 0-0 0; Totals 19-47, 12-16 54.

APPALACHIAN STATE – A. Freeman 4-17, 0-0 10; C. Freeman 4-8 1-2 10; Weldon 4-7 0-0 8; Mallow 1-6, 2-2 5; Edwards 2-3 0-0 4; Sydnor 2-9, 0-0 4; Sharkey 1-6, 0-0 2; Taylor 0-1, 0-0 0; Gary 0-5, 0-0 0; Totals 18-62, 3-4 43.

3-point goals – Samford 4-19 (Reece 1-3; Dawson 1-2; Ketcham 1-5; Martin 1-4, Campbell 0-1; Anderson 0-2; Schwantz 0-2), Appalachian State 4-16 (A. Freeman 2-8; C. Freeman 1-2; Mallow 1-3; Sharkey 0-1; Sydnor 0-1; Gary 0-1).

Halftime – Samford 23, Appalachian State 16.

2013 at Asheville, N.C.

FIRST ROUND

Georgia Southern 68, Western Carolina 51
UNCG 73, Furman 68
Samford 59, Wofford 56

QUARTERFINALS

Chattanooga 78, Georgia Southern 53
Appalachian State 74, College of Charleston 60
Davidson 70, UNCG 47
Elon 70, Samford 60

SEMIFINALS

Chattanooga 72, Appalachian State 67
Davidson 71, Elon 61

CHAMPIONSHIP

Chattanooga 64, Davidson 63
DAVIDSON – Murray 6-10 6-10 22; Aleksandravicius 8-11 2-2 18; Early 3-7 0-0 6; Davis 2-3 2-2 6; Chiemeka 1-5 2-2 5; Calin 1-1 0-0 2; Sittin 1-3 0-0 2; Dukes 0-1 2-2 2. Totals 22-41 14-18 63.

CHATTANOOGA – Hall 7-17 4-6 19; Dewart 6-17 3-5 15; Dupree 4-8 1-2 9; Christopher 3-9 0-0 7; Lambert 1-5 2-2 5; Jackson 2-4 0-0 4; Towns 1-4 0-0 3; Black 1-6 0-1 2. Totals 25-70 10-16 64.

3-point goals – Davidson 5-11 (Murray 4-5; Chiemeka 1-3; Early 0-3), Chattanooga 4-18 (Hall 1-3; Christopher 1-5; Lambert 1-2; Towns 1-3; Black 0-4; Jackson 0-1).

Halftime – Davidson 32, Chattanooga 25.

2014 at Asheville, N.C.

FIRST ROUND

Georgia Southern 75, Wofford 62
Western Carolina 77, UNCG 60

QUARTERFINALS

Chattanooga 66, Georgia Southern 57
Elon 59, Appalachian State 56
Western Carolina 75, Furman 70
Davidson 55, Samford 42

SEMIFINALS

Chattanooga 77, Elon 44
Davidson 74, Western Carolina 67

CHAMPIONSHIP

Chattanooga 71, Davidson 45
DAVIDSON – Murray 7-22 0-0 17; Dukes 5-9 4-6 14; Early 2-13 1-2 5; Piles 2-3 0-0 4; Center 1-2 1-2 3; Eriksson 1-4 0-0 2; McCabe 0-2 0-0 0. Totals 18-55 6-10 45.

CHATTANOOGA – Black 9-13 2-4 22; Hall 5-11 0-0 12; Towns 3-4 2-2 10; Dupree 5-7 0-0 10; Jackson 2-3 1-2 5; Joyner 2-6 0-0 4; Downes 1-3 0-0 3; Shumpert 1-5 0-0 2; Dewart 1-2 0-0 2; Johnsons 0-1 1-2 1; Gilbert 0-1 0-0 0; Payne 0-4 0-0 0. Totals 29-60 6-11 71.

3-point goals – Davidson 3-13 (Murray 3-7; Early 0-5; McCabe 0-1), Chattanooga 7-14 (Black 2-2; Hall 2-2; Towns 2-2; Downes 1-2; Shumpert 0-3; Dewart 0-1; Payne 0-2).

Halftime – Chattanooga 35, Davidson 22.

2015 at Asheville, N.C.

QUARTERFINALS

Chattanooga 78, UNCG 44
Furman 65, Samford 54
ETSU 73, Western Carolina 53
Mercer 75, Wofford 54

SEMIFINALS

Chattanooga 68, Furman 55
ETSU 66, Mercer 55

CHAMPIONSHIP

Chattanooga 61, ETSU 56 (OT)
ETSU – Mitchell 9-16 0-0 19; Bridges 4-11 2-2 12; Clark 4-12 1-2 9; Bond 3-6 3-4 9; Tarter 3-13 1-2 7; Bowling 0-2 0-0 0; Christopher 0-3 0-0 0. Totals 23-63 7-10 56.

CHATTANOOGA – Shumpert 10-18 3-6 26; Gilbert 4-8 0-0 9; Towns 3-8 2-2 9; Johnson 3-4 1-2 8; Joyner 2-6 0-1 4; Bramblett 1-5 0-0 3; Payne 0-1 2-2 2. Totals 23-50 8-13 61.

3-point goals – ETSU 3-16 (Bridges 2-7; Mitchell 1-3; Bond 0-1; Tarter 0-3; Bowling 0-2), Chattanooga 7-16 (Shumpert 3-8; Gilbert 1-1; Johnson 1-1; Towns 1-3; Bramblett 1-3).

Halftime – Chattanooga 35, ETSU 19.
Regulation – Chattanooga 51, ETSU 51.

2016 at Asheville, N.C.

QUARTERFINALS

Mercer 75, UNCG 53
Furman 71, ETSU 68
Chattanooga 74, Western Carolina 56
Samford 63, Wofford 43

SEMIFINALS

Mercer 64, Furman 50
Chattanooga 49, Samford 41

CHAMPIONSHIP

Chattanooga 65, Mercer 57

CHATTANOOGA

Alford 6-14 3-6 17; K. Gilbert 5-9 5-5 16; Payne 2-5 6-8 12; Joyner 5-11 2-6 12; A. Gilbert 3-4 0-0 8; Johnson 0-2.

MERCER

Calloway 7-13 0-2 18; Means 7-15 1-2 15; Williams

3-6 2-6 8; Lawrence 3-12 2-2 8; Selph 1-4 2-2 4; Thompson 1-2 0-0 2; Broadway 1-2 0-0 2; Potts 0-1 0-0 0; Rosendal 0-3.

3-point goals – Chattanooga 7-16 (Alford 2-7; Payne 2-4; A. Gilbert 2-2; K. Gilbert 1-1; Johnson 0-1; Joyner 0-1), Mercer 4-10 (Calloway 4-7; Rosendal 0-3).

First quarter – Chattanooga 21, Mercer 13.

Halftime – Chattanooga 33, Mercer 24.

Third quarter – Chattanooga 51, Mercer 40.

**2017
at Asheville, N.C.**

QUARTERFINALS

Chattanooga 85, Western Carolina 41

UNCG 68, Furman 63

Mercer 67, Wofford 42

Samford 67, ETSU 64

SEMIFINALS

Chattanooga 75, UNCG 53

Mercer 63, Samford 52

CHAMPIONSHIP

Chattanooga 61, Mercer 59

MERCER

Calloway 9-19 0-0 25; Lawrence 8-22 4-5 22; Means 3-7 0-0 6; Selph 2-8 0-0 4; Williams 1-2 0-0 2; Rosendal 0-2 0-0 0; Thompson 0-2 0-0 0; Potts 0-3 0-0 0. Totals 23-65 4-5 59.

CHATTANOOGA

Joyner 6-9 4-5 17; Bouldin 6-12 0-0 13; Queen Alford 4-5 3-3 13; A. Gilbert 5-11 1-2 11; K. Gilbert 1-8 0-0 2; Shumpert 0-6 2-2 2; Davenport 0-0 2-3 2; Burks 0-0 1-2 1.

3-point goals – Mercer 9-21 (Calloway 7-14; Lawrence 2-6; Rosendal 0-1), Chattanooga 4-13 (Alford 2-3; Joyner 1-2; Bouldin 1-3; K. Gilbert 0-1; Shumpert 0-2; A. Gilbert 0-2).

First quarter – Chattanooga 15, Mercer 13.

Halftime – Mercer 32, Chattanooga 29.

Third quarter – Mercer 48, Chattanooga 38.

**2018
at Asheville, N.C.**

QUARTERFINALS

Mercer 75, Western Carolina 44

Samford 59, Furman 58

ETSU 78, Wofford 64

UNCG 70, Chattanooga 66 (2OT)

SEMIFINALS

Mercer 81, Samford 44

ETSU 54, UNCG 52

CHAMPIONSHIP

Mercer 68, ETSU 53

MERCER

Lawrence 10-18 6-8 29; Williams 5-10 4-4 14; Calloway 4-11 1-2 11; Thompson 3-4 3-4 9; Means 1-7 1-2 3; Potts 1-1 0-0 2.

ETSU

Haynes-Overton 6-13 0-0 12; Tarter 5-13 0-2 10; Tipps 3-4 4-4 10; Dean 2-6 1-2 5; Copney 2-7 0-0 5; Snowden 2-6 0-0 4; Schurr 1-1 1-2 4; Craig 1-2 1-2 3.

3-point goals – Mercer 5-13 (Lawrence 3-6; Calloway 2-7), ETSU 2-18 (Schurr 1-1; Copney 1-6; Dean 0-1; Haynes-Overton 0-3; Tarter 0-6; Craig 0-1)

First quarter – Mercer 14, ETSU 14

Halftime – Mercer 33, ETSU 23

Third quarter – Mercer 54, ETSU 41



Mercer won its second straight Southern Conference tournament title in 2019. The Bears went 14-0 in conference play, also for the second consecutive season, and downed Furman 66-63 in the championship contest.

**2019
at Asheville, N.C.**

QUARTERFINALS

Mercer 55, Western Carolina 32

Wofford 75, ETSU 66

Furman 67, Samford 52

Chattanooga 72, UNCG 62

SEMIFINALS

Mercer 69, Wofford 51

Furman 73, Chattanooga 67

CHAMPIONSHIP

Mercer 66, Furman 63

FURMAN – Duncan 1-3 0-0 2; Taborn 5-9 5-7 15; Manojlovic 1-6 0-0 3; Davidson 3-17 2-2 9; Petty 6-11 5-5 22; Outten 0-4 0-0 0; Kirisome 0-2 0-0 0; Hodges 5-9 2-2 12; Totals 21-61 14-16 63.

MERCER – Thompson 4-10 0-2 8; Rosendal 3-6 0-0 7; Selph 4-7, 1-2 9; Calloway 11-24 3-5 30; Titus 5-11 2-2 12; Benvenuti 0-1 0-0 0; Welch 0-1 0-0 0; Wright 0-0 0-0 0. Totals 27-60 6-11 66.

First quarter – Furman 17, Mercer 14.

Halftime – Mercer 35, Furman 31.

Third quarter – Furman 47, Mercer 44.

**2020
at Asheville, N.C.**

QUARTERFINALS

No. 1 Samford 77, No. 8 Western Carolina 62

No. 4 Furman 68, No. 5 Wofford 54

No. 7 Mercer 63, No. 2 Chattanooga 55

No. 3 UNCG 57, No. 6 ETSU 47

SEMIFINALS

No. 1 Samford 75, No. 4 Furman 45

No. 3 UNCG 75, No. 7 Mercer 73 (OT)

CHAMPIONSHIP

No. 1 Samford 59, No. 3 UNCG 54

SAMFORD– Armstrong 9-15 0-0 20; Battle 5-8 1-2 12; Serup 1-7 1-2 4; Brown 6-13 0-0 14; Myers 4-8 0-3 9; Omar 0-1 0-0 0; Crozier 0-1 0-0 0; Hill 0-1 0-0 0; Carter 0-0 0-0 0; Fitzgerald 0-0 0-0 0 Totals 25-54 2-7 59.

UNCG – Twitty 1-7 5-6 7; Boyd 4-9 3-4 11; Pitchford 1-6 0-0 2; Crudup 2-8 0-0 5; Soliman 3-10 3-4 9; Willey 4-10 2-2 14; Powell 2-4 0-0 6. Totals 17-54 13-16 54.

First quarter – UNCG 14, Samford 9

Halftime – Samford 25, UNCG 18.

1984

Tina Chairs, Chattanooga (MVP)

1985

Valorie Whiteside, Appalachian State
Katie Beck, ETSU
Tammy Wiggins, Marshall
Regina Kirk, Chattanooga
Chris McClure, Chattanooga (MVP)

1986

Jane Dalton, Appalachian State
Katie Beck, ETSU
Karla May, Marshall
Karen Pelphrey, Marshall
Regina Kirk, Chattanooga (MVP)

1987

Valorie Whiteside, Appalachian State (MVP)
Katie Beck, ETSU
Kim Lewis, Marshall
Tammy Simms, Marshall
Jeanne Marvel, Western Carolina

1988

Jane Dalton, Appalachian State
Beth Laney, Appalachian State
Valorie Whiteside, Appalachian State (MVP)
Katie Beck, ETSU
Kim Lewis, Marshall
Regina Kirk, Chattanooga

1989

First Team

Beth Laney, Appalachian State
Terra Greene, Furman
Janice Rhynehardt, Furman (Co-MVP)
Nancy Smith, Chattanooga (Co-MVP)
Janet Stallings, Chattanooga

Second Team

Kim Johnson, Appalachian State
Stephanie Freeman, ETSU
Nancy Glass, Furman
Julie Copeland, Chattanooga
Tina Mayfield, Chattanooga
Patricia Powell, Chattanooga

1990

First Team

Glenda Cunningham, Appalachian State
Shannon Thomas, Appalachian State (MVP)
Natalie Cleckley, Furman
Terra Greene, Furman
Janice Rhynehardt, Furman

Second Team

Jimma Smith, Appalachian State
Nicole Hopson, ETSU
Mae Louallen, ETSU
Rushia Brown, Furman
Roxanne Williams, Western Carolina

1991

First Team

Karen Gruca, Appalachian State
Penny Roberson, Appalachian State
Shannon Thomas, Appalachian State
Nicole Hopson, ETSU (MVP)
Mae Louallen, ETSU

Second Team

Regina Ikard, Appalachian State
Mitzi Yount, Appalachian State
Natalie Cleckley, Furman
Kristi Huff, Marshall
Julie Copeland, Chattanooga

1992

First Team

DeShawne Blocker, ETSU
Karen Stanley, Furman
Kim Brown, Chattanooga (MVP)
Jan Cameron, Chattanooga
Lori Lyons, Western Carolina

Second Team

Kim Fryar, ETSU
Latoya Armstrong, Furman
Tammy Dowdell, Chattanooga
Regina Brown, Western Carolina
Rushia Brown, Western Carolina

1993

First Team

Rushia Brown, Furman
Kristi Creamer, Furman
Andrea Autrey, Georgia Southern
Janice Johnson, Georgia Southern (MVP)
Kim Brown, Chattanooga

Second Team

Karen Stanley, Furman
Tara Anderson, Georgia Southern
Jill Dunn, Georgia Southern
Jan Cameron, Chattanooga
Tammy Dowdell, Chattanooga

1994

First Team

Angela Crosby, Appalachian State
Rushia Brown, Furman (MVP)
Karen Stanley, Furman
Andrea Autrey, Georgia Southern
Janice Johnson, Georgia Southern

Second Team

Kristi Creamer, Furman
Tara Anderson, Georgia Southern
Beverly Copeland, Georgia Southern
Tammy Dowdell, Chattanooga
Deidra Hinton, Chattanooga

1995

First Team

Andreia Hinton, Appalachian State
DeShawne Blocker, ETSU (MVP)
Amy Engle, ETSU
Kristi Creamer, Furman
Karen Stanley, Furman

Second Team

Melissa Davis, Appalachian State
Justina McClellan, ETSU
Tonya Bristow, Furman
Andrea Autrey, Georgia Southern
Tara Anderson, Georgia Southern

1996

First Team

Melissa Davis, Appalachian State
Andreia Hinton, Appalachian State
Kristina Behnfeldt, Marshall
Cindy McCauley, Marshall
Stephanie Wine, Marshall (MVP)

Second Team

Karolina Karlqvist, Appalachian State
Shannon Spencer, Appalachian State



Wilma Simpson became the first College of Charleston player to earn a spot on the all-tournament team when she landed on the first team in 2003.

Amy Engle, ETSU
Telly Hall, Georgia Southern
Marysue James, Georgia Southern

1997

First Team

Leigh Jones, Appalachian State
Angie Fickes, ETSU
Tarsha Askew, Georgia Southern
Cindy McCauley, Marshall
Keri Simmons, Marshall (MVP)

Second Team

Merideth Thompson, Appalachian State
Jackie Smith, Furman
Telly Hall, Georgia Southern
Angelica Rivers, Georgia Southern
Kristina Behnfeldt, Marshall

1998

First Team

Jennifer O'Brien, Davidson
Haley Cook, Furman
Telly Hall, Georgia Southern (MVP)
Biz Brediger, UNCG
Melinda Goodson, UNCG

Second Team

Katy Kamp, Davidson
Rosie Arnold, Georgia Southern
Sharon Mitchell, Georgia Southern
Rebecca Viverette, UNCG
Meredith Denton, Wofford

1999

First Team

Jamie Gagliano, Appalachian State
Beth Schoolfield, Appalachian State (MVP)
Jamie Brown, Davidson
Kerry Brown, Davidson
Melinda Goodson, UNCG

Second Team

Tiffany Chappell, Appalachian State
Katy Kamp, Davidson
Jennifer O'Brien, Davidson
Angie Fickes, ETSU
Shawn Thompson, ETSU

2000

First Team

Jennifer O'Brien, Davidson
Kena Hodges, Furman
Jackie Smith, Furman
Brianna Dodgen, UNCG (MVP)
ChoRhonda Gwaltney, UNCG

Second Team

Angie Fickes, ETSU
Tara Charles, Furman
Torrie Scott, Furman
Samika Foster, UNCG
Damita Bullock, Chattanooga

2001

First Team

Natasha Lettsome, Appalachian State
ChoRhonda Gwaltney, UNCG (MVP)
Sharon Mitchell, Georgia Southern
Damita Bullock, Chattanooga
Tishay Lewis, Chattanooga

Second Team

Brianna Dodgen, UNCG
Samika Foster, UNCG
Sandi Reid, UNCG
Heather Dykes, Chattanooga
Jenny Nett, Wofford

2002

First Team

Brianna Dodgen, UNCG
Jacinda Lambert, UNCG
Damita Bullock, Chattanooga
Miranda Warfield, Chattanooga (MVP)
Jenny Nett, Wofford

Second Team

Mary Brock, Furman
Shawnica Hill, Georgia Southern
Sandi Reid, UNCG
Jennifer Wilson, Chattanooga
Natalie Walsh, Wofford

2003 First Team

Wilma Simpson, College of Charleston
Deshara Shealey, Furman
Shawnica Hill, Georgia Southern
Mimi Lindsey, Georgia Southern
Miranda Warfield, Chattanooga (MVP)
Jennifer Wilson, Chattanooga

Second Team

Tiffani Johnson, Appalachian State
Bethany Schott, Davidson
Jessica Everett, Georgia Southern
Tiffany Lanier, Georgia Southern
Heather McDivitt, Chattanooga
Ricaye Harris, Wofford

2004 First Team

Jennifer Gardner, Western Carolina
Tiffany Hamm, Western Carolina
Katasha Brown, Chattanooga (MVP)
Tiffani Roberson, Chattanooga
Miranda Warfield, Chattanooga

Second Team

Lisa Miller, Elon
Courtney Nyborg, Elon
Jen Nadalin, Furman
Katie Galloway, Chattanooga
Christy Blackwell, Western Carolina

2005 First Team

B.J. Banjo, ETSU
Dana Benemon, Georgia Southern
Tiffany Brown, Georgia Southern
Jennifer Gardner, Western Carolina (MVP)
Lori Tanner, Western Carolina

Second Team

Katie Hamilton, Davidson
Candace Gibson, ETSU
Lee Dubose, Georgia Southern
Chevon Keith, Western Carolina
Sigita Maleraite, Western Carolina

2006 First Team

Janell Crayton, Davidson
Kristen Boone, UNCG
Irene Otamiri, UNCG
Alex Anderson, Chattanooga
Tiffani Roberson, Chattanooga (MVP)

Second Team

KaLeah Latham, UNCG
Katasha Brown, Chattanooga
Brooke Hand, Chattanooga
Nicole Mattison, Chattanooga
Monique Dawson, Western Carolina

2007 First Team

Tiffany Brown, Georgia Southern
Alex Anderson, Chattanooga (MVP)
Brooke Hand, Chattanooga
Brooke Johnson, Western Carolina
Chevon Keith, Western Carolina

Second Team

Whitney Tossie, Appalachian State
Kristen Boone, UNCG
Laura Hall, Chattanooga
Shanara Hollinquest, Chattanooga
Ashley Pellom, Western Carolina

2008 First Team

Tierra Bumbrey, Elon
Kitara McMoore, Elon
Alex Anderson, Chattanooga (MVP)
Laura Hall, Chattanooga
Jessika Johnson, Western Carolina

Second Team

Nikki Williams, College of Charleston
Shanara Hollinquest, Chattanooga
Emily Clarke, Western Carolina
Ashley Pellom, Western Carolina
Liz Miller, Wofford

2009 First Team

Tonia Gerty, College of Charleston
Jade Hughes, College of Charleston
Deidra Jones, College of Charleston
Tagan Hatchett, Chattanooga
Brooke Johnson, Western Carolina (MVP)

Second Team

Brittany Mixon, Appalachian State
Courtney Medley, Elon
Chika Okoli, Samford
Jenaya Wade-Fray, Chattanooga
Emily Clarke, Western Carolina

2010 First Team

Savannah Hill, Samford
Emily London, Samford
Monica Maxwell, Samford
Kayla Christopher, Chattanooga
Shanara Hollinquest, Chattanooga (MVP)

Second Team

Anna Freeman, Appalachian State
Chakeitha Weldon, Appalachian State
Lakiah Hyson, UNCG
Michelle Davis, Chattanooga
Jenaya Wade-Fray, Chattanooga

2011 First Team

Ashlen Dewart, Appalachian State
Anna Freeman, Appalachian State
Kelsey Sharkey, Appalachian State
Savannah Hill, Samford (MVP)
Emily London, Samford

Second Team

Courtney Freeman, Appalachian State
Sophia Aleksandravicius, Davidson
Ali Ford, Elon
Kylie Lambert, Chattanooga
Mahogany Williams, Wofford

2012 First Team

Anna Freeman, Appalachian State
Maryah Sydnor, Appalachian State
Laura Murray, Davidson
Shelby Campbell, Samford (MVP)
Jazmine Martin, Samford

Second Team

Chakeitha Weldon, Appalachian State
Taylor Reece, Samford
Taylor Hall, Chattanooga
Kaila'Shea Menendez, Western Carolina
Morgan Wrightson, Wofford

2013 First Team

Raven Gary, Appalachian State
Sophia Aleksandravicius, Davidson
Laura Murray, Davidson
Ashlen Dewart, Chattanooga (MVP)
Taylor Hall, Chattanooga

Second Team

Anna Freeman, Appalachian State
Kelsey Evans, Elon
Meredyth Frye, Georgia Southern
Taylor Reece, Samford
Alex Black, Chattanooga

2014 First Team

Dakota Dukes, Davidson
Laura Murray, Davidson
Alex Black, Chattanooga
Taylor Hall, Chattanooga (MVP)
Justin Taylor, Western Carolina

Second Team

Kelsey Harris, Elon
Sarah Durdaller, Furman
Anna Claire Knight, Georgia Southern
Ashlen Dewart, Chattanooga
Rena Wakama, Western Carolina

2015 First Team

Destiny Mitchell, ETSU
Tianna Tarter, ETSU
Whitney Bunn, Furman
Jasmine Joyner, Chattanooga (MVP)
Chelsey Shumpert, Chattanooga

Second Team

Serena Clark, ETSU
Brittany Hodges, Furman
Precious Bridges, Mercer
Alicia Payne, Chattanooga
Ka'Vonnie Towns, Chattanooga

2016 First Team

KeKe Calloway, Mercer
Sydni Means, Mercer
Queen Alford, Chattanooga
Jasmine Joyner, Chattanooga
Alicia Payne, Chattanooga (MVP)

Second Team

Whitney Bunn, Furman
Holli Wilkins, Furman
Kahlia Lawrence, Mercer
Kassidy Blevins, Samford
Keiana Gilbert, Chattanooga

2017 First Team

Tianna Tarter, ETSU
KeKe Calloway, Mercer
Kahlia Lawrence, Mercer
Sydni Means, Mercer
Jasmine Joyner, Chattanooga (MVP)

Second Team

Cierra Carter, Furman
Mangela Ngandjui, UNCG
Nadine Soliman, UNCG
Lakelyn Bouldin, Chattanooga
Chelsey Shumpert, Chattanooga

2018 First Team

Tianna Tarter, ETSU
Erica Haynes-Overton, ETSU
KeKe Calloway, Mercer
Kahlia Lawrence, Mercer (MVP)
Ije Ajemba, UNCG

Second Team

Sydni Means, Mercer
Amanda Thompson, Mercer
Brooke Burns, Chattanooga
Olivia Crozier, Samford
Hannah Nichols, Samford

2019 First Team

Tierra Hodges, Furman
Taylor Petty, Furman
KeKe Calloway, Mercer (MVP)
Amanda Thompson, Mercer
Shannon Titus, Mercer

Second Team

Lakelyn Bouldin, Chattanooga
Da'Ja Green, Wofford
Le'Jzae Davidson, Furman
Celena Taborn, Furman
Rachel Selph, Mercer

2020 First Team

Jaron Dougherty, Mercer
Aja Boyd, UNCG
Nadine Soliman, UNCG
Natalie Armstrong, Samford
Paige Serup, Samford


Second Team

Tierra Hodges, Furman
Shannon Titus, Mercer
Te'ja Twitty, UNCG
Sarah Myers, Samford
Jewel Smalls, Western Carolina

INDIVIDUAL

Game

- Most points** – 45, Jennifer Gardner (Western Carolina) vs. Georgia Southern, 2005
- Most field goals made** – 17, Katie Beck (ETSU) vs. Western Carolina, 1986
- Most field goal attempts** – 30, Regina Kirk (Chattanooga) vs. ETSU, 1988
- Most 3-point field goals made** – 7, Leigh Jones, (Appalachian State) vs. Marshall, 1997; Tierra Bumbrey (Elon) vs. Western Carolina, 2008; Whitney Bunn (Furman) vs. Samford, 2015; KeKe Calloway (Mercer) vs. Chattanooga, 2017
- Most 3-point field-goal attempts** – 14, KeKe Calloway (Mercer) vs. Chattanooga, 2017
- Most free throws made** – 15, Melinda Goodson (UNCG) vs. Davidson, 1999
- Most free-throw attempts** – 22, Kim McInturff (Western Carolina) vs. Furman, 1987
- Most rebounds** – 22, Katie Beck (ETSU) vs. Chattanooga, 1988; Shannon Thomas (Appalachian State) vs. Chattanooga, 1990
- Most assists** – 15, Jan Cameron (Chattanooga) vs. Western Carolina, 1992
- Most blocked shots** – 8, Jasmine Joyner (Chattanooga) vs. Samford, 2016
- Most steals** – 8, Jennifer O'Brien (Davidson) vs. Furman, 1999, vs. College of Charleston, 2000; Shannon Spencer (Appalachian State) vs. Marshall, 1996; Shannon Thomas (Appalachian State) vs. Chattanooga, 1990



Western Carolina's Jennifer Gardner broke five SoCon tournament records in leading the Catamounts to the 2005 championship, including most points in a game (45) and most points in a tournament (106).

Tournament

- Most points** – 106, Jennifer Gardner (Western Carolina), 2005
- Most field goals made** – 33, Jennifer Gardner (Western Carolina), 2005
- Most field-goal attempts** – 57, Nicole Hopson (ETSU), 1991
- Most 3-point field goals made** – 12, Brooke Hand (Chattanooga), 2007; Michelle Davis (Chattanooga), 2010; KeKe Calloway (Mercer), 2017
- Most 3-point field-goal attempts** – 27, Tianna Tarter (ETSU), 2018
- Most free throws made** – 37, Jennifer Gardner (Western Carolina), 2005
- Most free-throw attempts** – 46, Jennifer Gardner (Western Carolina), 2005
- Most rebounds** – 43, Jennifer Gardner (Western Carolina), 2005
- Most assists** – 28, Ki-Ki Glass (Western Carolina), 2005
- Most blocked shots** – 14, Sophia Aleksandravicius (Davidson), 2013
- Most steals** – 15, Nancy Smith (Chattanooga), 1989; Jennifer O'Brien (Davidson), 2000

TEAM

Game

- Most points** – 108, Marshall vs. Georgia Southern, 1996
- Most field goals made** – 43, Appalachian State vs. Furman, 1988
- Most field-goal attempts** – 88, College of Charleston vs. Western Carolina, 2009
- Most 3-point field goals made** – 13, Appalachian State vs. Marshall, 1997; Chattanooga vs. UNCG, 2008
- Most 3-point field-goal attempts** – 33, Chattanooga vs. College of Charleston, 2009
- Most free throws made** – 31, ETSU vs. Furman, 1990; Appalachian State vs. Davidson, 1999
- Most free-throw attempts** – 42, Appalachian State vs. Marshall, 1995
- Most rebounds** – 61, Appalachian State vs. Marshall, 1995
- Most assists** – 29, Marshall vs. ETSU, 1987
- Most blocked shots** – 13, Chattanooga vs. UNCG, 2019
- Most steals** – 22, Furman vs. ETSU, 1992
- Least points scored** – 32, Western Carolina vs. Mercer, 2019

Tournament

- Most points** – 301, Western Carolina, 2005
- Most field goals made** – 105, Appalachian State, 1991; Western Carolina, 2005
- Most field-goal attempts** – 254, Western Carolina, 2005
- Most 3-point field goals made** – 31, Chattanooga, 2010
- Most 3-point field-goal attempts** – 70, ETSU, 2018
- Most free throws made** – 66, Western Carolina, 2005
- Most free-throw attempts** – 112, Appalachian State, 1996
- Most rebounds** – 173, Western Carolina, 2005
- Most assists** – 70, Western Carolina, 2005
- Most blocked shots** – 22, Mercer, 2019
- Most steals** – 38, ETSU, 2005