



SOUTHERN CONFERENCE MEN'S BASKETBALL

2022-23



702 North Pine Street, Spartanburg, SC 29303 • 864-591-5100 • Fax: 864-591-3448

Phil Perry, Associate Commissioner for Media Relations (MBK contact)

facebook.com/SouthernConference • twitter.com/SoConSports • instagram.com/SouthernConference

2022-23 SOUTHERN CONFERENCE BASKETBALL STANDINGS

	Conference					Overall					
	W-L	Pct.	H	A	ST	W-L	Pct.	H	A	N	ST
Samford	5-0	1.000	3-0	2-0	W5	11-7	.611	8-2	3-5	0-0	W5
Furman	4-1	.800	2-0	2-1	W3	13-5	.722	9-1	3-2	1-2	W3
UNCG	4-1	.800	1-1	3-0	W1	10-8	.556	5-2	4-4	1-2	W1
Chattanooga	3-2	.600	2-0	1-2	W2	11-7	.611	7-2	4-5	0-0	W2
Western Carolina	3-2	.600	2-1	1-1	L1	10-8	.556	5-3	3-5	2-0	L1
ETSU	3-2	.600	0-2	3-0	W1	7-11	.389	3-6	3-4	1-1	W1
Wofford	2-3	.400	1-2	1-1	L1	10-8	.556	8-2	2-6	0-0	L1
The Citadel	1-4	.200	1-2	0-2	L4	6-11	.353	3-4	2-6	1-1	L4
Mercer	0-5	.000	0-3	0-2	L5	7-11	.389	4-4	1-6	2-1	L5
VMI	0-5	.000	0-2	0-3	L5	5-13	.278	5-2	0-9	0-2	L7

UPCOMING SCHEDULE (ALL TIMES EASTERN)

Jan. 14 (Saturday)

- *Western Carolina at The Citadel, 1 p.m. ESPN+
- *Mercer at ETSU, 4 p.m. Nexstar/ESPN+
- *UNCG at Furman, 4 p.m. ESPN+
- *Chattanooga at Samford, 6 p.m. ESPN+
- *VMI at Wofford, 7 p.m. ESPN+

Ingles SoCon Game of the Week Nexstar affiliates

- WMYT/My 12 (Charlotte)
- WWCW/The CW Virginia (Lynchburg/Roanoke)
- WYCW/The CW62 (Greenville/Spartanburg/Asheville)

Play-by-play: Pete Yanity
Analyst: Ralph Patterson

Jan. 18 (Wednesday)

- *Samford at ETSU, 7 p.m. ESPN+
- *Furman at Chattanooga, 7 p.m. ESPN+
- *Wofford at Western Carolina, 7 p.m. ESPN+

Jan. 19 (Thursday)

- *The Citadel at UNCG, 7 p.m. ESPN+
- *Mercer at VMI, 7 p.m. ESPN+

Jan. 21 (Saturday)

- *The Citadel at VMI, 1 p.m. Nexstar/ESPN+
- *ETSU at Chattanooga, 3 p.m. ESPN+
- *Mercer at UNCG, 4 p.m. ESPN+
- *Western Carolina at Samford, 6 p.m. ESPN+

Jan. 22 (Sunday)

- *Furman at Wofford, 4 p.m. ESPN+

Jan. 25 (Wednesday)

- *Samford at Furman, 7 p.m. ESPN+
- *ETSU at Mercer, 7 p.m. ESPN+
- *VMI at UNCG, 7 p.m. ESPN+
- *Wofford at Chattanooga, 7 p.m. ESPN+
- *The Citadel at Western Carolina, 7 p.m. ESPN+

SoCon PLAYER OF THE WEEK (1/9)

Jake Stephens, Gr., C Chattanooga

Chattanooga graduate student Jake Stephens averaged 27 points and 14 rebounds in splitting a pair of SoCon games from Jan. 2-8.

Stephens opened his week with his ninth double-double of the season in the Mocs' 73-61 loss at UNCG on Wednesday. The center from Bunker Hill, West Virginia, scored 17 points and pulled down 13 rebounds, also dishing off a game-best seven assists. Stephens, who also had a blocked shot and a steal, was 6-for-14 from the floor (.429) and went 4-for-4 from the free-throw line.

In Saturday's 85-78 against VMI, Stephens scored a season-best 37 points and grabbed 15 rebounds against his former team, falling two points shy of his career high. The 37 points were the most scored by a Chattanooga player since 2013 and the most against a Division I opponent since 2011. Stephens, who is tied for third in DI with 10 double-doubles, was 11-for-18 from the field (.611), including a 5-for-6 effort from 3-point range (.833). He went 10-for-13 from the free-throw line (.769), adding another block and another steal.

Stephens claimed his sixth weekly honor this season and 11th of his career. Only SoCon Hall of Famer Stephen Curry of Davidson, who had 16 selections from 2006-09, has more.



NOTES

League-leading Samford hosts Chattanooga on Saturday for a nationally televised contested on ESPN, while ETSU welcomes Mercer for the Ingles Southern Conference Game of the Week on select Nexstar affiliates, highlighting the five-game league slate.

Off to a program-best 5-0 SoCon start, Samford opened the season with six straight wins then lost seven straight before its current five-game winning streak. The Bulldogs got a game-high 19 points from Logan Dye in Wednesday's 83-58 win over Wofford.

Chattanooga rolled to a 95-76 win over Western Carolina on Wednesday, with Jake Stephens scoring 35 points, pulling down 10 rebounds and dishing off five assists. Stephens is the only player in NCAA Division I averaging at least 20 points (22.1), 10 rebounds (10.5) and three assists (3.7) per game.

Jordan King scored a career-best 42 points in ETSU's 96-74 win at The Citadel on Wednesday, becoming just the sixth player to net at least 40 points in a game in Bucs program history. King's 42 points are the most scored by a SoCon player since Furman's Jordan Lyons dropped 54 against North Greenville on Nov. 15, 2018, and the most against a Division I opponent since Wofford's Fletcher Magee had 45 against Chattanooga on Feb. 17, 2018.

Mercer dropped its fifth straight game Wednesday, falling 84-66 to Furman. Making just his second start of the season, Shannon Grant led the Bears in scoring for the first time this season with 16 points.

Furman hosts UNCG on Saturday in a battle of second-place squads, as both teams enter with 4-1 SoCon records. The Paladins shot 71 percent (20-for-28) from the floor in the first half of Wednesday's win over Mercer, while Marcus Foster finished with a career-best 25 points, 18 of which came in the first half.

UNCG rolled to a 72-57 win at VMI on Wednesday, getting a career-best 25 points from Keyshaun Langley. The Spartans, off to their best league start since 2018-19, forced 17 Keydet turnovers, turning them into 23 points.

Western Carolina visits The Citadel on Saturday. Vontarius Woolbright scored a career-high 24 points to pace four Cata-mounts in double figures in Wednesday's setback at Chattanooga, but WCU couldn't overcome foul trouble and the Mocs' 69-percent shooting in the second half.

Stephen Clark scored a career-high 27 points for The Citadel in the loss to ETSU on Wednesday. Seventeen of those points came in the second half, while Clark also added seven rebounds, five blocked shots and three steals.

VMI saw freshmen account for 48 of the team's 57 points against UNCG, paced by Asher Wood's team-best 14 points. Classmates Rickey Bradley Jr. and Tyler Houser added 13 apiece and Tony Felder Jr. had eight.

Wofford had 15 turnovers, including 10 in the first half, and connected on just six 3-pointers in Wednesday's loss to league-leading Samford. Jackson Paveletzke and Corey Tripp led the Terriers with 12 points each.

ACTIVE SoCon CAREER LEADERS*

Points scored	(SoCon career rank)
1,814	Jake Stephens, UTC, Gr.
1,728	Mike Bothwell, FUR, 5th
1,293	Bubba Parham, SAM, Sr.
1,208	Jalen Slawson, FUR, 5th
945	Logan Dye, SAM, Sr.

Points scored per game (min. 800 points)	
16.16	Bubba Parham (1,293/80 GP), SAM, Sr.
13.29	B.J. Mack (930/70), WOF, Sr.
13.14	Jake Stephens (1,814/138), UTC, Gr.
12.43	Mike Bothwell (1,728/139), FUR, 5th
9.15	Keyshaun Langley (933/102), UNCG, Sr.

Field-goal percentage (min. 240 made)	
.633	Messiah Jones (274-433), WOF, Sr.
.542	Stephen Clark (335-618), CIT, Sr.
.526	Logan Dye (378-718), SAM, Sr.
.515	Jalen Slawson (439-852), FUR, 5th
.509	B.J. Mack (349-685), WOF, Sr.

3-point field goals made	
229	Jake Stephens, UTC, Gr.
208	Bubba Parham, SAM, Sr.
182	Sean Conway, VMI, Sr.
176	Mike Bothwell, FUR, 5th
175	Keyshaun Langley, UNCG, Sr.

3-point field-goal percentage (min. 120 made)	
.387	Jake Stephens (229-592), UTC, Gr.
.380	Jordan King (136-358), ETSU, Jr.
.374	Sean Conway (182-487), VMI, Sr.
.374	Bubba Parham (208-556), SAM, Sr.
.365	A.J. Caldwell (148-405), UTC, R-Sr.

Free-throw percentage (min. 110 made)	
.833	Keyshaun Langley (150-180), UNCG, Sr.
.825	B.J. Mack (151-183), WOF, Sr.
.817	Mike Bothwell (312-382), FUR, 5th
.812	Jake Stephens (349-430), UTC, Gr.
.796	Bubba Parham (277-348), SAM, Sr.

Rebounds	
919	Jake Stephens, UTC, Gr.
706	Jalen Slawson, FUR, 5th
616	Mohammed Abdulsalam, UNCG, Gr.
524	Sean Conway, VMI, Sr.
456	Stephen Clark, CIT, Sr.
456	A.J. Caldwell, UTC, R-Sr.

Rebounds per game (min. 280 rebounds)	
7.52	Jermaine Marshall (346/46 GP), SAM, Jr.
6.66	Jake Stephens (919/138), UTC, Gr.
5.23	Jalen Slawson (706/135), FUR, 5th
5.04	Sean Conway (524/104), VMI, Sr.
5.03	B.J. Mack (352/70), WOF, Sr.

Blocked shots	
194	Jake Stephens, UTC, Gr.
168	Stephen Clark, CIT, Sr.
153	Jalen Slawson, FUR, 5th
62	Logan Dye, SAM, Sr.
52	Messiah Jones, WOF, Sr.
52	Tyler Harris, WCU, Sr.

Steals	
167	Jalen Slawson, FUR, 5th
148	Mike Bothwell, FUR, 5th
130	Keyshaun Langley, UNCG, Sr.
116	Kobe Langley, UNCG, Sr.
94	A.J. Caldwell, UTC, R-Sr.

Assists	
350	Jake Stephens, UTC, Gr.
338	Mike Bothwell, FUR, 5th
318	Jalen Slawson, FUR, 5th
256	Keyshaun Langley, UNCG, Sr.
253	A.J. Caldwell, UTC, R-Sr.

Assists per game (min. 150 assists)	
4.07	Vonterius Woolbright (179/44 GP), WCU, Sr.
3.12	Dante Treacy (156/50), UNCG, Sr.
2.93	Bubba Parham (234/80), SAM, Sr.
2.54	Jake Stephens (350/138), UTC, Gr.
2.51	Keyshaun Langley (256/102), UNCG, Sr.

* Stats accrued at SoCon schools only

SoCon RECORD BOOK

TEAM
3-point field goals made
Game
1. 24 VMI vs. Furman 2/12/15
2. 23 The Citadel vs. Mid-Atlantic Christian 11/12/18
23 The Citadel vs. High Point 11/27/18
4. 22 Georgia Southern vs. Chattanooga 1/17/05
22 The Citadel vs. UNCG 2/28/19
22 Samford vs. Belhaven 12/21/20
22 Furman vs. North Greenville 11/9/21
22 VMI vs. Carlow 11/9/21
22 Chattanooga vs. Covenant 11/19/22
10.21 Furman vs. Virginia Intermont 12/29/04
21 VMI vs. Johnson 11/18/14
21 The Citadel vs. Ogelthorpe 11/10/17
21 Furman vs. North Greenville 11/15/18
21 VMI vs. Campbellville-Harrodsburg 12/15/20
21 Furman vs. South Carolina State 12/21/20
21 Furman vs. Western Carolina 1/19/22

Rebounds
Game
1. 78 George Wash. vs. Georgetown 1968-69
2. 76 Davidson vs. VMI 1/8/70
3. 70 VMI vs. Mid-Atlantic Christian 12/2/14
4. 69 The Citadel vs. Morris 11/15/22
5. 68 Davidson vs. Emory 11/9/07
6. 67 The Citadel vs. Clemson 11/25/00
67 The Citadel vs. Johnson 11/13/16
8. 65 Georgia Southern vs. UC Davis 11/12/06
9. 64 ETSU vs. Reinhardt 12/3/18
64 Western Carolina vs. Brescia 11/13/22

INDIVIDUAL
Blocked shots
Career
1. 349 Kyle Hines, UNCG 2004-08
2. 308 Rans Brempong, WCU 2001-05
3. 270 Justin Tuoyo, UTC 2014-17
4. 269 George Singleton, FUR 1981-84
5. 238 Jody Lumpkin, CofC 1998-01
6. 222 James Dickey, UNCG 2016-20
7. 220 Jeremy Clayton, APP 2004-08
8. 215 Kirill Misyuchenko, CIT 1995-98
9. 213 Lucas Troutman, Elon 2010-14
10. 202 Lewis Preston, VMI 1990-93

194 Jake Stephens, VMI/UTC 2018-pr.

NATIONAL HONORS

Lou Henson Award Watch List
 Mike Bothwell, 5th, G, Furman
 Jalen Slawson, 5th, F, Furman
 Ques Glover, Jr., G, Samford
 Jake Stephens, Gr., C, Chattanooga

Field of 68 National Player of the Week
 Dec. 19.....Mike Bothwell, 5th, G, Furman

USBWA Oscar Robertson National Player of the Week
 Dec. 20.....Jake Stephens, Gr., C, Chattanooga

SoCon COACHING RECORDS

Coach, school	Career (yrs.)	School (yrs.)	SoCon (yrs.)
Ed Conroy, The Citadel	188-231 (14th)	55-87 (5th)	30-51 (5th)
Desmond Oliver, ETSU	22-28 (2nd)	Same	10-13 (2nd)
Bob Richey, Furman	124-52 (6th)	Same	67-25 (6th)
Greg Gary, Mercer	72-97 (6th)	55-53 (4th)	27-31 (4th)
Mike Jones, UNCG	201-173 (12th)	27-23 (2nd)	13-10 (2nd)
Bucky McMillan, Samford	38-31 (3rd)	Same	17-17 (3rd)
Dan Earl, Chattanooga	84-146 (8th)	11-7 (1st)	37-90 (8th)
Andrew Wilson, VMI	5-13 (1st)	Same	0-5 (1st)
Justin Gray, Western Carolina	21-29 (2nd)	Same	8-15 (2nd)
Dwight Perry, Wofford (interim)	5-4 (1st)	Same	2-3 (1st)

SoCon PLAYERS OF THE WEEK

Nov. 14.....	Jake Stephens, Gr., C, Chattanooga
Nov. 21.....	Mike Bothwell, 5th, G, Furman
Nov. 28.....	Jake Stephens, Gr., C, Chattanooga
Dec. 5.....	Jake Stephens, Gr., C, Chattanooga
Dec. 12.....	Jake Stephens, Gr., C, Chattanooga
Dec. 19.....	Jake Stephens, Gr., C, Chattanooga
Dec. 26.....	Jackson Paveletzke, Fr., G, Wofford
Jan. 2.....	Logan Dye, Sr., F, Samford
Jan. 9.....	Jake Stephens, Gr., C, Chattanooga
Jan. 16.....	
Jan. 23.....	
Jan. 30.....	
Feb. 6.....	
Feb. 13.....	
Feb. 20.....	
Feb. 27.....	

SoCon PLAYERS OF THE MONTH

November.....	Jake Stephens, Gr., C, Chattanooga
December.....	Jake Stephens, Gr., C, Chattanooga
January.....	
February.....	

DID YOU KNOW?

• SoCon squads picked up two wins over Power 5 conference opponents this season, with Furman downing South Carolina 79-60 on Nov. 20 and Wofford downing Texas A&M 67-62 on Dec. 20. SoCon schools earned six wins over Power 5 conference opponents in 2021-22.

• Prior to the COVID-affected 2020-21 season, the SoCon had produced four 20-game winners in each of the previous four seasons. Only UNCG (21-9) reached the benchmark in 2020-21, while three teams (Furman, Samford and Chattanooga) reached 20 wins last season.

• First conducted in 1921, the SoCon men's basketball tournament is the nation's oldest college conference tournament. The 2023 tournament will be the 103rd edition.

• Furman's Frank Selvy scored an NCAA-record 100 points on Feb. 13, 1954. His record still stands.

• Western Carolina's Ronnie Carr hit the first 3-point basket in NCAA history on Nov. 29, 1980.

• Wofford's Fletcher Magee finished his career in 2019 as the NCAA Division I record-holder with 509 made 3-pointers.

• While it currently has 10 member schools, the Southern Conference has had 44 full-time members in its illustrious history, including the schools that exited to found the Southeastern Conference (1932) at the Atlantic Coast Conference (1953). In all, 21 schools that are now members of "Power 5" conferences were once members of the SoCon.

SPECIALTY STATS LEADERS

40-point games	Ovr.	SoCon
Jordan King, ETSU	1	1

30-point games	Ovr.	SoCon
Jake Stephens, UTC	4	2
Mike Bothwell, FUR	2	0
Jordan King, ETSU	1	1

20-point games	Ovr.	SoCon
Jake Stephens, UTC	10	3
Mike Bothwell, FUR	7	1
Stephen Clark, CIT	6	2
Jalyn McCreary, MER	6	1
Sean Conway, VMI	5	0
Austin Ash, CIT	4	0
Marcus Foster, FUR	4	3
Jamal Johnson, UTC	4	2
Asher Woods, VMI	4	0
Jackson Paveletzke, WOF	4	0
Logan Dye, SAM	3	2
Tony Felder, VMI	3	0
B.J. Mack, WOF	3	1
Jalen Haynes, ETSU	2	0
Jordan King, ETSU	2	1
Justice Smith, ETSU	2	1
Garrett Hein, FUR	2	1
JP Pegues, FUR	2	0
Jalen Slawson, FUR	2	0
Keondre Kennedy, UNCG	2	0
Tyzhaun Claude, WCU	2	0
Tre Jackson, WCU	2	0
Russell Jones Jr., WCU	2	2
Vonterius Woolbright, WCU	2	1
Madison Durr, CIT	1	0
Elijah Morgan, CIT	1	0
Josh Taylor, ETSU	1	0
DeAnthony Tipler, ETSU	1	0
Luis Hurtado Jr., MER	1	0
Kamar Robertson, MER	1	0
Shawn Walker Jr., MER	1	0
Michael Zononi, MER	1	0
Mikael Brown-Jones, UNCG	1	0
Keyshaun Langley, UNCG	1	1
Achor Achor, SAM	1	0
Ques Glover, SAM	1	0
Jermaine Marshall, SAM	1	1
Sam Alexis, UTC	1	0
Rickey Bradley, VMI	1	0
Devin Butler, VMI	1	0

20-rebound games	Ovr.	SoCon
Jake Stephens, UTC	1	0

10-rebound games	Ovr.	SoCon
Jake Stephens, UTC	11	4
Tyzhaun Claude, WCU	5	0
Jalen Slawson, FUR	4	0
David Craig, MER	4	0
Keondre Kennedy, UNCG	4	2
Stephen Clark, CIT	3	1
Jaden Seymour, ETSU	3	1
Sean Conway, VMI	3	1
Josh Taylor, ETSU	2	0
Garrett Hein, FUR	2	0
Luis Hurtado Jr., MER	2	0
Mohammed Abdulsalam, UNCG	2	0
Mikael Brown-Jones, UNCG	2	1
Jermaine Marshall, SAM	2	2
Sam Alexis, UTC	2	0
Marcus Kell, WCU	2	0
Vonterius Woolbright, WCU	2	0
Messiah Jones, WOF	2	1
Austin Ash, CIT	1	0
David Maynard, CIT	1	0
Brady Spence, CIT	1	0
Jalen Haynes, ETSU	1	0
Marcus Foster, FUR	1	1
Tyrese Hughey, FUR	1	0
TJ Grant, MER	1	0
Jalyn McCreary, MER	1	1
Base Leyte, UNCG	1	0
Achor Achor, SAM	1	0
Bubba Parham, SAM	1	0
Demetrius Davis, UTC	1	0

Rickey Bradley, VMI	1	0
Marlow Gilmore, WCU	1	0
Kyler Filewich, WOF	1	0
Amarri Tice, WOF	1	0

10-assist games	Ovr.	SoCon
Luis Hurtado Jr., MER	1	0
Jaron Rillie, SAM	1	1
Rickey Bradley, VMI	1	0
DJ Campbell, WCU	1	0
Jackson Paveletzke, WOF	1	0

5-block games	Ovr.	SoCon
Jake Stephens, UTC	3	1
Stephen Clark, CIT	1	1

5-steal games	Ovr.	SoCon
Jordan King, ETSU	1	1
Keyshaun Langley, UNCG	1	1
Jaron Rillie, SAM	1	1
Devin Butler, VMI	1	0
Russell Jones Jr., WCU	1	0
Corey Tripp, WOF	1	0

Double-doubles	Ovr.	SoCon
Jake Stephens, UTC	11	4
Tyzhaun Claude, WCU	5	0
Jalen Slawson, FUR	4	0
Keondre Kennedy, UNCG	4	2
Jaden Seymour, ETSU	3	1
David Craig, MER	3	0
Luis Hurtado Jr., MER*	3	0
Jermaine Marshall, SAM	2	2
Stephen Clark, CIT	2	1
Sam Alexis, UTC	2	0
Sean Conway, VMI	2	0
Marcus Kell, WCU	2	0
Vonterius Woolbright, WCU	2	0
Austin Ash, CIT	1	0
Jalen Haynes, ETSU	1	0
Josh Taylor, ETSU	1	0
Marcus Foster, FUR	1	1
Tyrese Hughey, FUR	1	0
Jalyn McCreary, MER	1	1
Mohammed Abdulsalam, UNCG	1	0
Base Leyte, UNCG	1	0
Achor Achor, SAM	1	0
Bubba Parham, SAM	1	0
Demetrius Davis, UTC	1	0
DJ Campbell, WCU*	1	0
Marlow Gilmore, WCU	1	0
Kyler Filewich, WOF	1	0
Messiah Jones, WOF	1	0
Jackson Paveletzke, WOF*	1	0

30/20 games	Ovr.	SoCon
Jake Stephens, UTC	1	0

30/10 games	Ovr.	SoCon
Jake Stephens, UTC	4	2

20/20 games	Ovr.	SoCon
Jake Stephens, UTC	1	0

20/10 games	Ovr.	SoCon
Jake Stephens, UTC	9	3
Stephen Clark, CIT	1	0
Marcus Foster, FUR	1	1
Jalen Slawson, FUR	1	0
Sam Alexis, UTC	1	0
Sean Conway, VMI	1	0
Tyzhaun Claude, WCU	1	0
Jackson Paveletzke, WOF*	1	0

* 1 via points/assists

3-POINTER STREAKS

• Four Southern Conference players have streaks of at least 10 games with at least one made 3-pointer, led by The Citadel's Austin Ash, whose 19-game stretches back to his final two games in an Iowa uniform. ETSU's Jordan King saw his streak of 34 straight games with a made 3 snapped in an 0-for-4 effort against Furman on Jan. 7.

Consecutive games with a 3-pointer

Player, school, class	'22-23	'21-22	Total
Austin Ash, CIT, Gr.	17	2*	19
Tre Jackson, WCU, Sr.	17	x	17
Jamal Johnson, UTC, Sr.	16	x	16
Keondre Kennedy, UNCG, Gr.	10	x	10

* Streak began at previous school

• As a team, ETSU has the fourth-longest active streak in the NCAA at 1,110 consecutive games with a made 3-pointer. The last time the Bucs failed to make at least one triple was in an 0-for-8 showing against Davidson on Feb. 16, 1987.

Preseason predictions

Furman is the preseason favorite to win the 2022-23 Southern Conference men's basketball title in polling of the league's 10 men's basketball coaches and media. Jake Stephens, a graduate transfer at Chattanooga after four years at VMI, is the coaches' preseason player of the year selection after finishing second in the league in scoring (19.6 ppg) and rebounding (9.0 rpg) last season. He also led the league in field-goal percentage (.551) and 3-point field-goal percentage (.490).

Preseason Player of the Year

Jake Stephens, Gr., C, Chattanooga

Preseason All-Southern Conference Team

Jordan King, Jr., G, ETSU
 Mike Bothwell, 5th, G, Furman
 Jalen Slawson, 5th, F, Furman
 Logan Dye, Sr., F, Samford
 Ques Glover, Jr., G, Samford
 Jermaine Marshall, Jr., F, Samford
 Bubba Parham, Sr., G, Samford
 Jake Stephens, Gr., C, Chattanooga
 Messiah Jones, Sr., F, Wofford
 B.J. Mack, Sr., F/C, Wofford

Coaches poll		Media poll	
Team (1st)	Total	Team (1st)	Total
1. Furman (6)	78	1. Furman (18)	263
2. Samford (4)	74	2. Chattanooga (3)	231
3. UNCG	63	3. Samford (5)	223
4. Chattanooga	60	4. UNCG (1)	201
5. Wofford	41	5. Wofford	168
6. ETSU	40	6. ETSU	138
7. Mercer	39	7. Mercer (1)	137
8. Western Carolina	29	8. Western Carolina	79
9. The Citadel	17	9. The Citadel	57
10. VMI	9	10. VMI	43

MID-MAJOR TOP 25

CollegiateInsider.com Mid-Major Top 25

School (1st-place)	PS	N14	N21	N28	D5	D12	D19	D26	J2	J9
Gonzaga (31)	1	1	1	1	1	1	1	1	1	1
Charleston	-	-	8	3	2	2	2	2	2	2
Saint Mary's	3	2	2	4	5	3	3	3	3	3
Kent State	7	6	4	5	4	4	4	4	4	4
UC Santa Barbara	16	12	15	13	15	15	11	11	8	5
Oral Roberts	12	15	16	-	-	24	16	14	10	6
Southern Miss	-	-	-	18	18	12	8	10	5	7
Drake	2	4	3	2	3	5	7	5	6	8
Indiana State	-	-	24	24	11	11	12	15	14	9
Louisiana	13	8	7	8	7	6	5	6	11	10
UNCW	-	-	-	-	-	-	20	18	15	11
Iona	9	10	11	15	14	8	9	9	7	12
Sam Houston	-	18	10	6	8	7	6	7	9	13
Utah Valley	-	-	-	-	-	-	-	-	25	14
Yale	-	-	-	23	12	13	10	8	12	15
Toledo	4	5	5	9	13	10	13	13	13	16
Marshall	-	-	-	-	24	14	14	12	16	17
Stephen F. Austin	-	-	-	-	-	-	-	-	-	18
UMass-Lowell	-	-	-	-	-	25	25	21	17	19
Santa Clara	-	-	-	-	22	-	17	16	18	20
Furman	6	3	12	10	9	19	24	20	24	21
BYU	10	11	9	20	-	-	-	-	20	22
Liberty	5	9	14	16	20	20	-	25	22	23
Southern Illinois	14	20	21	22	25	-	-	-	23	24
Princeton	-	-	-	-	-	-	-	-	-	25
James Madison	-	-	-	-	-	22	15	23	19	-
Bradley	-	-	-	-	-	-	-	19	21	-
San Francisco	-	-	19	19	21	21	22	17	-	-
Northwestern State	-	-	-	-	23	18	19	22	-	-
Grand Canyon	11	14	13	14	10	23	23	24	-	-
Towson	8	7	6	7	6	9	18	-	-	-
UC Irvine	-	13	18	11	16	16	21	-	-	-
Bryant	23	23	23	12	17	17	-	-	-	-
Hofstra	24	16	17	17	19	-	-	-	-	-
Norfolk State	20	21	22	21	-	-	-	-	-	-
Seattle	-	-	-	25	-	-	-	-	-	-
Akron	18	19	20	-	-	-	-	-	-	-
New Mexico State	22	25	25	-	-	-	-	-	-	-
South Dakota State	15	17	-	-	-	-	-	-	-	-
Belmont	21	22	-	-	-	-	-	-	-	-
Purdue-Fort Wayne	17	24	-	-	-	-	-	-	-	-
NKU	19	-	-	-	-	-	-	-	-	-
Longwood	25	-	-	-	-	-	-	-	-	-

OTHERS RECEIVING VOTES: Bradley 101, Ball State 63, James Madison 61, Norfolk State 59, Seattle 53, Grand Canyon 51, FGCU 38, American 28, Siena 28, Longwood 25, Cornell 24, UC Irvine 24, UNC Asheville 22, Milwaukee 21, Southern Utah 21, Hawaii 18, San Francisco 17, Queens 16, Colgate 13, Eastern Washington 10, Stetson 10, Towson 8, Akron 6, Bryant 6, **Samford 6**, Kennesaw State 5, Loyola Marymount 5, Troy 5, Youngstown State 5, SIUE 4, Quinnipiac 3, St. Thomas-Minnesota 2, Belmont 1.

OTHER NATIONAL RANKINGS

SoCon in the NET Rankings (Jan. 13)

110	Furman
133	Chattanooga
138	UNCG
146	Samford
225	Wofford
235	Western Carolina
261	Mercer
269	ETSU
317	The Citadel
333	VMI

SoCon in the RPI (via WarrenNolan.com, Jan. 13)

143	UNCG
148	Chattanooga
150	Furman
212	Samford
237	Wofford
242	Western Carolina
289	The Citadel
293	Mercer
321	ETSU
338	VMI

THE SOCON ON TELEVISION

The SoCon will have five regular-season games on ESPNU and five on CBS Sports Network this season. The league will also continue to have its weekly Ingles SoCon Game of the Week on select Nexstar affiliates during league play.

Additionally, the quarterfinals of the Ingles SoCon Basketball Championship will air on select Nexstar affiliates, the semifinals will air on either ESPN2 or ESPN and the final will air on ESPN.

SoCON AMONG NCAA DI STATISTICS LEADERS (TOP 25)

TEAM

Assist/turnover ratio

13. Furman, 1.53

Assists per game

5. Furman, 19.2
23. Chattanooga, 16.6

Effective FG pct.

3. Furman, .581
11. Chattanooga, .570

Field-goal percentage

11. Furman, 49.8

Fouls per game

3. Wofford, 12.9
25. Chattanooga, 14.2

Free-throw attempts per game

23. Samford, 22.8

Free-throw percentage

19. The Citadel, 76.3
24. VMI, 76.1

Free-throws made per game

18. Samford, 16.68

Scoring offense

21. Furman, 82.1

3-point attempts per game

2. Chattanooga, 30.9
13. Furman, 27.7
16. VMI, 27.4
16. Western Carolina, 27.4

3-point percentage

19. Chattanooga, 38.8
20. VMI, 38.7

3-pointers per game

1. Chattanooga, 12.0
7. VMI, 10.6
11. Furman, 10.0
17. Western Carolina, 9.8

INDIVIDUAL

Assist/turnover ratio

1. Dalvin White, UTC, 4.45

Blocks

13. Jake Stephens, UTC, 41

Blocks per game

17. Jake Stephens, UTC, 2.28

Double-doubles

3. Jake Stephens, UTC, 11

Field goals

7. Jake Stephens, UTC, 137
15. Mike Bothwell, FUR, 126
21. Jayln McCreary, MER, 123

Free-throw attempts

18. Tyzhaun Claude, WCU, 109

Free-throws

14. Jake Stephens, UTC, 84

Minutes per game

6. Austin Ash, CIT, 37:04

Points

3. Jake Stephens, UTC, 398
16. Mike Bothwell, FUR, 349

Points per game

6. Jake Stephens, UTC, 22.1

Rebounds

4. Jake Stephens, UTC, 189

Rebounds (defensive) per game

3. Jake Stephens, UTC, 8.22

Rebounds per game

10. Jake Stephens, UTC, 10.5

3-point attempts

5. Austin Ash, CIT, 162
18. Tre Jackson, WCU, 138
25. Jordan King, ETSU, 132

3-point percentage

24. Tre Jackson, WCU, 44.2

3-pointers per game

6. Tre Jackson, WCU, 3.59
8. Austin Ash, CIT, 3.47

Total 3-pointers made

5. Tre Jackson, WCU, 61
8. Austin Ash, CIT, 59

America East Conference (1-0)

11/22 UNCG 76, UMBC 72

American Athletic Conference (0-2)

11/8 East Carolina 77, Mercer 75
12/4 UCF 80, Samford 77 (OT)

ASUN Conference (0-6)

11/23 Lipscomb 72, Chattanooga 66
12/2 Kennesaw State 66, Mercer 63
12/3 Jacksonville State 63, ETSU 61
12/10 FGCU 67, Mercer 62
12/14 Queens 78, ETSU 75
12/22 Eastern Kentucky 68, UNCG 64

Atlantic 10 Conference (0-4)

11/7 Richmond 69, VMI 48
11/13 Davidson 75, VMI 71
12/7 Davidson 72, Western Carolina 64
12/22 Fordham 80, VMI 77 (OT)

Atlantic Coast Conference (0-5)

11/7 Clemson 80, The Citadel 69
11/11 Miami (Fla.) 79, UNCG 65
11/21 Florida State 81, Mercer 72
12/13 NC State 92, Furman 73
12/13 North Carolina 100, The Citadel 67

Big East Conference (0-2)

11/19 Butler 89, The Citadel 42
11/30 DePaul 103, Samford 98 (OT)

Big Sky Conference (1-0)

11/25 UNCG 77, Montana State 66
(Northern Classic; Laval, Quebec, Canada)

Big South Conference (8-9)

11/10 The Citadel 70, Presbyterian 58
11/12 High Point 91, Wofford 80
11/18 Longwood 90, VMI 58
11/18 Wofford 60, Gardner-Webb 58
11/19 Mercer 77, Winthrop 68
11/26 UNC Asheville 73, Western Carolina 61
11/29 Presbyterian 72, VMI 57
11/30 The Citadel 76, Charleston Southern 73
11/30 Gardner-Webb 71, Western Carolina 55
12/1 Wofford 76, Presbyterian 63
12/3 Chattanooga 82, Gardner-Webb 71
12/3 USC Upstate 79, Western Carolina 64
12/6 High Point 85, Furman 82
12/10 VMI 77, Radford 74
12/10 Furman 82, Winthrop 67
12/17 Longwood 75, The Citadel 70
12/17 UNC Asheville 74, ETSU 73

Big Ten Conference (0-2)

11/10 Maryland 71, Western Carolina 51
11/17 Penn State 73, Furman 68
(Shriners Children's Charleston Classic; Charleston, S.C.)

Colonial Athletic Association (3-6)

11/7 College of Charleston 85, Chattanooga 78
11/11 ETSU 77, Elon 64
(Asheville Championship at Asheville, N.C.)
11/17 Towson 56, UNCG 53
11/20 Wofford 78, North Carolina A&T 64
11/26 Hofstra 65, UNCG 53
(Northern Classic; Laval, Quebec, Canada)
11/27 Towson 70, Mercer 60
(Hostilo Hoops Community Classic; Savannah, Ga.)
11/30 North Carolina A&T 73, UNCG 56
12/3 College of Charleston 79, The Citadel 57
12/3 UNCG 65, Elon 61

Conference USA (1-1)

11/25 Louisiana Tech 79, Samford 76
12/15 Chattanooga 82, Middle Tennessee 73

Division I Independent (0-0)

1/30 Chicago State at The Citadel, 7 p.m.

Horizon League (3-0)

11/25 The Citadel 74, IUPUI 53
(Big Easy Classic; New Orleans, La.)
11/25 Mercer 72, Robert Morris 66
(Hostilo Hoops Community Classic; Savannah, Ga.)
12/6 Chattanooga 88, Milwaukee 76

Metro Atlantic Athletic Conference (1-0)

11/26 Mercer 60, Fairfield 58
(Hostilo Hoops Community Classic; Savannah, Ga.)

Mid-Eastern Athletic Conference (1-2)

12/3 Furman 88, South Carolina State 76
12/17 South Carolina State 62, Samford 61
12/20 North Carolina Central 81, The Citadel 74

Missouri Valley Conference (3-2)

11/11 Furman 89, Belmont 74
11/14 Drake 80, Wofford 72
11/23 Samford 79, Valparaiso 49
11/26 Chattanooga 69, Murray State 66
12/18 Belmont 83, Chattanooga 79 (OT)
12/21 Samford at Belmont, 7:30 p.m.

Non-Division I (25-1)

11/7 UNCG 93, Johnson & Wales 60
(Fleming Gymnasium)
11/7 ETSU 88, Emory & Henry 66
11/7 Furman 91, North Greenville 55
11/7 Wofford 120, Bob Jones 48
11/7 Samford 109, Anderson 85
11/10 Chattanooga 93, Oakland City 49
11/10 VMI 100, Penn State New Kensington 58
11/10 Samford 80, Spring Hill 61
11/11 Mercer 118, Milligan 64
11/12 Samford 90, Belhaven 38
11/13 Western Carolina 112, Brescia 45
11/15 The Citadel 109, Morris College 66
11/19 Chattanooga 108, Covenant 55
11/23 Wofford 70, North Greenville 59
11/25 Furman 102, Tusculum 74
11/26 VMI 108, Regent 58
11/27 Tennessee Southern 84, Samford 82
11/30 ETSU 84, Mars Hill 56
12/6 Mercer 100, Middle Georgia State 62
12/7 VMI 106, Carlow 67
12/10 Chattanooga 97, Johnson University 47
12/10 Western Carolina 99, Brevard 55
12/17 Wofford 107, Montreat 65
12/18 UNCG 120, Warren Wilson 48
(Fleming Gymnasium)
12/19 Furman 106, Anderson 79
12/20 Western Carolina 117, Toccoa Falls 50

Northeast Conference (0-1)

11/20 Farleigh Dickinson 93, VMI 89
(JK54 Classic; Farmville, Va.)

Ohio Valley Conference (5-3)

11/17 ETSU 84, Little Rock 76
11/19 SIUE 93, VMI 67
(JK54 Classic at Farmville, Va.)
11/20 Western Carolina 90, Lindenwood 88 (OT)
(McNeese State MTE; Lake Charles, La.)
11/20 Tennessee Tech 69, ETSU 62
11/30 Chattanooga 81, Tennessee Tech 74
12/11 Morehead State 61, ETSU 57
12/17 Mercer 79, Morehead State 52
12/17 Western Carolina 75, Tennessee Tech 65

Patriot League (1-1)

12/3 VMI 80, Navy 72
12/13 American 69, VMI 61

Southeastern Conference (2-8)

11/7 Georgia 68, Western Carolina 55
11/15 Ole Miss 70, Chattanooga 58
11/20 Furman 79, South Carolina 60
(Shriners Children's Charleston Classic at Charleston, S.C.)
11/27 Georgia 62, ETSU 47
11/27 LSU 78, Wofford 75
12/3 Vanderbilt 65, Wofford 62
12/6 #9 Arkansas 65, UNCG 58
12/20 Wofford 67, Texas A&M 62

America East Conference.....	1-0
American Athletic Conference.....	0-2
ASUN Conference.....	0-6
Atlantic 10 Conference.....	0-4
Atlantic Coast Conference.....	0-5
Big East Conference.....	0-2
Big Sky Conference.....	1-0
Big South Conference.....	8-9
Big Ten Conference.....	0-2
Colonial Athletic Association.....	3-6
Conference USA.....	1-1
Division I Independents.....	0-0
Horizon League.....	3-0
Metro Atlantic Athletic Conference.....	1-0
Mid-Eastern Athletic Conference.....	1-2
Missouri Valley Conference.....	3-2
Non-Division I opponents.....	25-1
Northeast Conference.....	0-1
Ohio Valley Conference.....	5-3
Patriot League.....	1-1
Southeastern Conference.....	2-8
Southland Conference.....	3-0
Southwestern Athletic Conference.....	2-0
Summit League.....	0-1
Sun Belt Conference.....	4-6
Western Athletic Conference.....	1-1

Total.....	65-63
Home.....	44-15
Away.....	12-39
Neutral.....	9-9
vs. Top 25.....	0-1

12/21 Georgia 72, Chattanooga 65
12/21 LSU 72, ETSU 68

Southland Conference (3-0)

11/18 Western Carolina 88, McNeese 69
11/19 Western Carolina 98, Lamar 91 (OT)
(McNeese State MTE at Lake Charles, La.)
11/23 The Citadel 72, New Orleans 65

Southwestern Athletic Conference (2-0)

11/17 Samford 84, Alabama A&M 64
11/20 Samford 78, Texas Southern 63

Summit League (0-1)

11/24 Denver 74, The Citadel 71
(Big Easy Classic; New Orleans, La.)


Sun Belt Conference (4-6)

11/13 Louisiana 81, ETSU 77
(Asheville Championship; Asheville, N.C.)
11/15 Georgia State 85, Mercer 83 (OT)
11/18 Old Dominion 82, Furman 77
(Shriners Children's Charleston Classic; Charleston, S.C.)
11/23 App State 74, ETSU 70
11/29 Furman 65, App State 61
12/6 Wofford 71, Coastal Carolina 61
12/10 Georgia Southern 79, Wofford 57
12/10 Louisiana 75, Samford 58
12/13 UNCG 75, Marshall 67
12/21 Mercer 82, Troy 79

Western Athletic Conference (1-1)

11/27 Stephen F. Austin 75, UNCG 58
(Northern Classic; Laval, Quebec, Canada)
12/17 Furman 72, Stephen F. Austin 70
(Greenville Winter Invitational/Bon Secours Wellness Arena)

All times Eastern
Schedule subject to change




The Citadel

(6-11, 1-4 SoCon)

N7	at Clemson (ACC Network Extra)	L, 69-80
N10	PRESBYTERIAN (ESPN+)	W, 70-58
N15	MORRIS COLLEGE (ESPN+)	W, 109-66
N19	at Butler (FS2)	L, 42-89
N23	at New Orleans^ (ESPN+)	W, 72-65
N24	vs. Denver^ (ESPN+)	L, 71-74
N25	vs. IUPUI^ (ESPN+)	W, 74-53
N30	at Charleston Southern (ESPN+)	W, 76-73
D3	COLLEGE OF CHARLESTON (ESPN+)	L, 57-79
D13	at North Carolina (ESPN2)	L, 67-100
D17	LONGWOOD (ESPN+)	L, 70-75
D20	at North Carolina Central (NCCU Sports Network)	L, 74-81
D29	*CHATTANOOGA (ESPN+)	W, 76-68
D31	*SAMFORD (ESPN+)	L, 63-75
J4	*at Furman (ESPN+)	L, 72-97
J7	*at Wofford (ESPN+)	L, 57-77
J11	*ETSU (ESPN+)	L, 74-96
J14	*WESTERN CAROLINA (ESPN+)	1 p.m.
J19	*at UNCG (ESPN+)	7 p.m.
J21	*at VMI (ESPN+)	1 p.m.
J25	*at Western Carolina (ESPN+)	7 p.m.
J28	*MERCER (ESPN+)	1 p.m.
J30	CHICAGO STATE (ESPN+)	7 p.m.
F2	*VMI (ESPN+)	7 p.m.
F4	*UNCG (ESPN+)	1 p.m.
F8	*at Chattanooga (ESPN+)	7 p.m.
F11	*at Samford (ESPN+)	3 p.m.
F15	*FURMAN (ESPN+)	7 p.m.
F18	*WOFFORD (ESPN+)	1 p.m.
F22	*at ETSU (ESPN+)	7 p.m.
F25	*at Mercer (ESPN+)	TBA
M3-6	at Ingles SoCon Championship (Asheville, N.C.)	

^ - Big Easy Classic (New Orleans, La.)




ETSU

(7-11, 3-2 SoCon)

N7	EMORY & HENRY (ESPN+)	W, 88-66
N11	vs. Elon^ (ESPN+)	W, 77-64
N13	vs. Louisiana^ (ESPN)	L, 77-81
N17	LITTLE ROCK (ESPN+)	W, 84-76
N20	at Tennessee Tech (ESPN+)	L, 62-69
N23	APP STATE (ESPN+)	L, 70-74
N27	at Georgia (SEC Network)	L, 47-62
N30	MARS HILL (ESPN+)	W, 84-56
D3	JACKSONVILLE STATE (ESPN+)	L, 61-63
D11	at Morehead State (ESPN+)	L, 57-61
D14	QUEENS (ESPN+)	L, 75-78
D17	UNC ASHEVILLE (WCYB/ESPN+)	L, 73-74
D21	at LSU (SEC Network Plus)	L, 68-72
D29	*at Wofford (ESPN+)	W, 73-71
D31	*at VMI (ESPN+)	W, 64-50
J4	*WESTERN CAROLINA (ESPN+)	L, 60-71
J7	*FURMAN (WCYB/ESPN+)	L, 56-70
J11	*at The Citadel (ESPN+)	W, 96-74
J14	*MERCER (ESPN+)	4 p.m.
J18	*SAMFORD (ESPN+)	7 p.m.
J21	*at Chattanooga (ESPN+)	3 p.m.
J25	*at Mercer (ESPN+)	7 p.m.
J28	*CHATTANOOGA (ESPN+)	4 p.m.
F1	*WOFFORD (ESPN+)	7 p.m.
F4	*at Samford (ESPN+)	3 p.m.
F7	*at UNCG (ESPN)	7 p.m.
F10	*VMI (ESPN+)	7 p.m.
F15	*at Western Carolina (ESPN+)	7 p.m.
F19	*at Furman (ESPN)	6 p.m.
F22	*THE CITADEL (ESPN+)	7 p.m.
F25	*UNCG (WCYB/ESPN+)	4 p.m.
M3-6	at Ingles SoCon Championship (Asheville, N.C.)	

^ - Asheville Championship (Asheville, N.C.)




Furman

(13-5, 4-1 SoCon)

N7	NORTH GREENVILLE (ESPN+)	W, 91-55
N11	BELMONT (ESPN+)	W, 89-74
N17	vs. Penn State^ (ESPN)	L, 68-73
N18	vs. Old Dominion^ (ESPN)	L, 77-82
N20	vs. South Carolina^ (ESPNEWS)	W, 79-60
N25	TUSCULUM (ESPN+)	W, 102-74
N29	at App State	W, 65-61
D3	SOUTH CAROLINA STATE (ESPN+)	W, 88-76
D6	HIGH POINT (ESPN+)	L, 82-85
D10	WINTHROP (ESPN+)	W, 82-67
D13	at NC State (ACC Network)	L, 73-92
D17	vs. Stephen F. Austin# (YouTube)	W, 72-70
D19	ANDERSON (ESPN+)	W, 106-79
D29	*VMI (ESPN+)	W, 85-62
D31	*at Western Carolina (ESPN+)	L, 67-79
J4	*THE CITADEL (ESPN+)	W, 97-72
J7	*at ETSU (WCYB/ESPN+)	W, 70-56
J11	*at Mercer (ESPN+)	W, 84-66
J14	*UNCG (ESPN+)	4 p.m.
J18	*at Chattanooga (ESPN+)	7 p.m.
J22	*at Wofford (ESPN)	4 p.m.
J25	*SAMFORD (ESPN+)	7 p.m.
J29	*at UNCG (ESPN+)	3 p.m.
F1	*CHATTANOOGA (ESPN+)	7 p.m.
F4	*WOFFORD & (CBS Sports Network)	6 p.m.
F8	*at VMI (ESPN+)	7 p.m.
F11	*WESTERN CAROLINA (ESPN+)	2 p.m.
F15	*at The Citadel (ESPN+)	7 p.m.
F19	*ETSU (ESPN)	6 p.m.
F22	*MERCER (ESPN+)	7 p.m.
F25	*at Samford (ESPN+)	3 p.m.
M3-6	at Ingles SoCon Championship (Asheville, N.C.)	

^ - Shriners Children's Charleston Classic (Charleston, S.C.)
- Greenville Winter Invitational (Bon Secours Wellness Arena)
& - Bon Secours Wellness Arena




Mercer

(7-11, 0-5 SoCon)

N8	at East Carolina (ESPN+)	L, 75-77
N11	MILLIGAN (ESPN+)	W, 118-64
N15	at Georgia State (ESPN+)	L, 83-85 (OT)
N19	WINTHROP (ESPN+)	W, 77-68
N21	at Florida State (ACC Network)	L, 72-81
N25	vs. Robert Morris^ (Event Live+)	W, 72-66
N26	vs. Fairfield^ (Event Live+)	W, 60-58
N27	vs. Towson^ (Event Live+)	L, 60-70
D2	KENNESAW STATE (ESPN+)	L, 63-66
D6	MIDDLE GEORGIA STATE (ESPN+)	W, 100-62
D10	at FGCU (ESPN+)	L, 62-67
D17	MOREHEAD STATE (ESPN+)	W, 79-52
D21	at Troy	W, 82-79
D28	*at Samford (ESPN)	L, 69-78
D31	*CHATTANOOGA (ESPN+)	L, 51-80
J4	*WOFFORD (ESPN+)	L, 52-53
J7	*at Western Carolina (ESPN+)	L, 45-73
J11	*FURMAN (ESPN+)	L, 66-84
J14	*at ETSU (ESPN+)	4 p.m.
J19	*at VMI (ESPN+)	7 p.m.
J21	*at UNCG (ESPN+)	4 p.m.
J25	*ETSU (ESPN+)	7 p.m.
J28	*at The Citadel (ESPN+)	1 p.m.
F2	*UNCG (ESPN+)	7 p.m.
F4	*VMI (ESPN+)	2 p.m.
F8	*SAMFORD (ESPN+)	7 p.m.
F11	*at Chattanooga (CBS Sports Network)	3:30 p.m.
F15	*at Wofford (ESPN+)	7 p.m.
F18	*WESTERN CAROLINA (ESPN+)	2 p.m.
F22	*at Furman (ESPN+)	7 p.m.
F25	*THE CITADEL (ESPN+)	TBA
M3-6	at Ingles SoCon Championship (Asheville, N.C.)	

^ - Hostilo Hoops Community Classic (Savannah, Ga.)




UNCG

(10-8, 4-1 SoCon)

N7	JOHNSON & WALES^ (ESPN+)	W, 93-60
N11	at Miami (Fla.) (ACC Network Extra)	L, 65-79
N17	TOWSON (ESPN+)	L, 53-56
N22	UMBC (ESPN+)	W, 76-72
N25	vs. Montana State# (Event Live+)	W, 77-66
N26	vs. Hofstra# (Event Live+)	L, 53-65
N27	vs. Stephen F. Austin# (Event Live+)	L, 58-75
N30	at North Carolina A&T (FloHoops)	L, 56-73
D3	at Elon (FloHoops)	W, 65-61
D6	at #9 Arkansas (SEC Network)	L, 58-65
D13	MARSHALL (ESPN+)	W, 75-67
D18	WARREN WILSON^ (ESPN+)	W, 120-48
D22	at Eastern Kentucky (ESPN+)	L, 64-68
D29	*at Western Carolina (ESPN+)	W, 72-47
D31	*at Wofford (ESPN+)	W, 73-64
J4	*CHATTANOOGA (ESPN+)	W, 73-61
J7	*SAMFORD (ESPN+)	L, 68-70
J11	*at VMI (ESPN+)	W, 72-57
J14	*at Furman (ESPN+)	4 p.m.
J19	*THE CITADEL (ESPN+)	7 p.m.
J21	*MERCER (ESPN+)	4 p.m.
J25	*VMI (ESPN+)	7 p.m.
J29	*FURMAN (ESPN+)	3 p.m.
F2	*at Mercer (ESPN+)	7 p.m.
F4	*at The Citadel (ESPN+)	1 p.m.
F7	*ETSU (ESPN)	7 p.m.
F12	*WOFFORD (ESPN+)	3 p.m.
F15	*at Samford (ESPN+)	7:30 p.m.
F18	*at Chattanooga (CBS Sports Network)	12 p.m.
F22	*WESTERN CAROLINA (ESPN+)	7 p.m.
F25	*at ETSU (WCYB/ESPN+)	4 p.m.
M3-6	at Ingles SoCon Championship (Asheville, N.C.)	

^ - Fleming Gymnasium
- Northern Classic (Laval, Quebec, Canada)




Samford

(11-7, 5-0 SoCon)


N7	ANDERSON (ESPN+)	W, 109-85
N10	SPRING HILL (ESPN+)	W, 80-61
N12	BELHAVEN (ESPN+)	W, 90-38
N17	at Alabama A&M^ (YouTube)	W, 84-64
N20	TEXAS SOUTHERN (ESPN+)	W, 78-63
N23	VALPARAISO (ESPN+)	W, 79-49
N25	LOUISIANA TECH^ (ESPN+)	L, 76-79
N27	TENNESSEE SOUTHERN^ (ESPN+)	L, 82-84
N30	at DePaul (FS2)	L, 98-103 (OT)
D4	at UCF (ESPN+)	L, 77-80 (OT)
D10	at Louisiana (ESPN+)	L, 58-75
D17	at South Carolina State	L, 61-62
D21	at Belmont	L, 56-79
D28	*MERCER (ESPN)	W, 78-69
D31	*at The Citadel (ESPN+)	W, 75-63
J4	*VMI (ESPN+)	W, 87-78
J7	*at UNCG (ESPN+)	W, 70-68
J11	*WOFFORD (ESPN+)	W, 83-58
J14	*CHATTANOOGA (ESPN)	5 p.m. CT
J18	*at ETSU (ESPN+)	6 p.m. CT
J21	*WESTERN CAROLINA (ESPN+)	5 p.m. CT
J25	*at Furman (ESPN+)	6 p.m. CT
J28	*at Wofford (CBS Sports Network)	1 p.m. CT
F1	*at Western Carolina (ESPN+)	6 p.m. CT
F4	*ETSU (ESPN+)	2 p.m. CT
F8	*at Mercer (ESPN+)	6 p.m. CT
F11	*THE CITADEL (ESPN+)	2 p.m. CT
F15	*UNCG (ESPN+)	6:30 p.m. CT
F18	*at VMI (ESPN+)	12 p.m. CT
F22	*at Chattanooga (ESPN+)	6 p.m. CT
F25	*FURMAN (ESPN+)	2 p.m. CT
M3-6	at Ingles SoCon Championship (Asheville, N.C.)	

^ - Tennessee Southern MTE



Chattanooga
(11-7, 3-2 SoCon)


N7	at College of Charleston (FloHoops)	L, 78-85
N10	OAKLAND CITY (ESPN+)	W, 93-49
N15	at Ole Miss (SEC Network+)	L, 58-70
N19	COVENANT (ESPN+)	W, 108-55
N23	LIPSCOMB (ESPN+)	L, 66-72
N26	MURRAY STATE (ESPN+)	W, 69-66
N30	at Tennessee Tech (ESPN+)	W, 81-74
D3	at Gardner-Webb (ESPN+)	W, 82-71
D6	MILWAUKEE (ESPN+)	W, 88-76
D10	JOHNSON UNIVERSITY (ESPN+)	W, 97-47
D15	at Middle Tennessee (ESPN+)	W, 82-73
D18	BELMONT (ESPN+)	L, 79-83 (OT)
D21	at Georgia (ESPN+/SEC Network Plus)	L, 65-72
D29	*at The Citadel (ESPN+)	L, 68-76
D31	*at Mercer (ESPN+)	W, 80-51
J4	*at UNCG (ESPN+)	L, 61-73
J7	* VMI (ESPN+)	W, 85-78
J11	* WESTERN CAROLINA (ESPN+)	W, 95-76
J14	*at Samford (ESPN+)	6 p.m.
J18	* FURMAN (ESPN+)	7 p.m.
J21	* ETSU (ESPN+)	3 p.m.
J25	* WOFFORD (ESPN+)	7 p.m.
J28	*at ETSU (ESPN+)	4 p.m.
F1	*at Furman (ESPN+)	7 p.m.
F4	*at Western Carolina (ESPN+)	2 p.m.
F8	* THE CITADEL (ESPN+)	7 p.m.
F11	* MERCER (CBS Sports Network)	3:30 p.m.
F15	*at VMI (ESPN+)	7 p.m.
F18	* UNCG (CBS Sports Network)	12 p.m.
F22	* SAMFORD (ESPN+)	7 p.m.
F25	*at Wofford (ESPN+)	TBA
M3-6	at Ingles SoCon Championship (Asheville, N.C.)	



VMI
(5-13, 0-5 SoCon)

N7	at Richmond (MASN2/ESPN+)	L, 48-69
N10	PENN STATE NEW KENSINGTON (ESPN+)	W, 100-58
N13	at Davidson (ESPN+)	L, 71-75
N18	at Longwood^ (ESPN+)	L, 58-90
N19	vs. SIUE^ (ESPN+)	L, 67-93
N20	vs. Farleigh Dickinson^ (ESPN+)	L, 89-93
N26	REGENT (ESPN+)	W, 108-58
N29	at Presbyterian (ESPN+)	L, 57-72
D3	NAVY (ESPN+)	W, 80-72
D7	CARLOW (ESPN+)	W, 106-67
D10	RADFORD (ESPN+)	W, 77-74
D13	at American (ESPN+)	L, 61-69
D22	at Fordham (ESPN+)	L, 77-80 (OT)
D29	*at Furman (ESPN+)	L, 62-85
D31	* ETSU (ESPN+)	L, 50-64
J4	*at Samford (ESPN+)	L, 78-87
J7	*at Chattanooga (ESPN+)	L, 78-85
J11	* UNCG (ESPN+)	L, 57-72
J14	*at Wofford (ESPN+)	1 p.m.
J19	* MERCER (ESPN+)	7 p.m.
J21	* THE CITADEL (ESPN+)	1 p.m.
J25	*at UNCG (ESPN+)	7 p.m.
J28	* WESTERN CAROLINA (ESPN+)	1 p.m.
F2	*at The Citadel (ESPN+)	7 p.m.
F4	*at Mercer (ESPN+)	2 p.m.
F8	* FURMAN (ESPN+)	7 p.m.
F10	*at ETSU (ESPN+)	7 p.m.
F15	* CHATTANOOGA (ESPN+)	7 p.m.
F18	* SAMFORD (ESPN+)	1 p.m.
F22	* WOFFORD (ESPN+)	7 p.m.
F25	*at Western Carolina (ESPN+)	4 p.m.
M3-6	at Ingles SoCon Championship (Asheville, N.C.)	


^ - JK54 Classic (Farmville, Va.)



Western Carolina
(10-8, 3-2 SoCon)

N7	at Georgia (SEC Network Plus)	L, 55-68
N10	at Maryland (Big Ten Network Plus)	L, 51-71
N13	BRESCIA (ESPN+)	W, 112-45
N18	at McNeese^ (ESPN+)	W, 88-69
N19	vs. Lamar^	W, 98-91 (OT)
N20	vs. Lindenwood^	W, 90-88 (OT)
N26	at UNC Asheville (ESPN+)	L, 61-73
N30	GARDNER-WEBB (ESPN+)	L, 55-71
D3	USC UPSTATE (ESPN+)	L, 64-79
D7	at Davidson (ESPN+)	L, 64-72
D10	BREVARD (ESPN+)	W, 99-55
D17	at Tennessee Tech (ESPN+)	W, 75-65
D20	TOCCOA FALLS (ESPN+)	W, 117-50
D29	* UNCG (ESPN+)	L, 47-72
D31	* FURMAN (ESPN+)	W, 79-67
J4	*at ETSU (ESPN+)	W, 71-60
J7	* MERCER (ESPN+)	W, 73-45
J11	*at Chattanooga (ESPN+)	L, 76-95
J14	*at The Citadel (ESPN+)	1 p.m.
J18	* WOFFORD (ESPN+)	7 p.m.
J21	*at Samford (ESPN+)	6 p.m.
J25	* THE CITADEL (ESPN+)	7 p.m.
J28	*at VMI (ESPN+)	1 p.m.
F1	* SAMFORD (ESPN+)	7 p.m.
F4	* CHATTANOOGA (ESPN+)	2 p.m.
F8	*at Wofford (ESPN+)	7 p.m.
F11	*at Furman (ESPN+)	2 p.m.
F15	* ETSU (ESPN+)	7 p.m.
F18	*at Mercer (ESPN+)	2 p.m.
F22	*at UNCG (ESPN+)	7 p.m.
F25	* VMI (ESPN+)	4 p.m.
M3-6	at Ingles SoCon Championship (Asheville, N.C.)	

^ - McNeese MTE (Lake Charles, La.)



Wofford
(10-8, 2-3 SoCon)

N7	BOB JONES (ESPN+)	W, 120-48
N12	at High Point (ESPN+)	L, 80-91
N14	at Drake (Mediacom MC22/ESPN+)	L, 72-80
N18	GARDNER-WEBB^ (ESPN+)	W, 60-58
N20	NORTH CAROLINA A&T^ (ESPN+)	W, 78-64
N23	NORTH GREENVILLE (ESPN+)	W, 70-59
N27	at LSU (ESPN+/SEC Network Plus)	L, 75-78
D1	PRESBYTERIAN (ESPN+)	W, 76-63
D3	at Vanderbilt (SEC Network Plus)	L, 62-65
D6	COASTAL CAROLINA (ESPN+)	W, 71-61
D10	at Georgia Southern (ESPN+)	L, 57-79
D17	MONTREAT (ESPN+)	W, 107-65
D20	at Texas A&M (SEC Network Plus)	W, 67-62
D29	* ETSU (ESPN+)	L, 71-73
D31	* UNCG (ESPN+)	L, 64-73
J4	*at Mercer (ESPN+)	W, 53-52
J7	* THE CITADEL (ESPN+)	W, 77-57
J11	*at Samford (ESPN+)	L, 58-83
J14	* VMI (ESPN+)	7 p.m.
J18	*at Western Carolina (ESPN+)	7 p.m.
J22	* FURMAN (ESPN+)	4 p.m.
J25	*at Chattanooga (ESPN+)	7 p.m.
J28	* SAMFORD (CBS Sports Network)	2 p.m.
F1	*at ETSU (ESPN+)	7 p.m.
F4	*at Furman (CBS Sports Network)	6 p.m.
F8	* WESTERN CAROLINA (ESPN+)	7 p.m.
F12	*at UNCG (ESPN+)	3 p.m.
F15	* MERCER (ESPN+)	7 p.m.
F18	*at The Citadel (ESPN+)	1 p.m.
F22	*at VMI (ESPN+)	7 p.m.
F25	* CHATTANOOGA (ESPN+)	TBA
M3-6	at Ingles SoCon Championship (Asheville, N.C.)	

^ - Battle of the Carolinas
& - Bon Secours Wellness Arena

Southern Conference men's basketball media relations information

<p>The Citadel (CitadelSports.com) John Brush (jbrush@citadel.edu) Phone: 843-953-6795</p> <p>ETSU (ETSUBucs.com) Kevin Brown (brownk@etsu.edu) Phone: 423-439-5263</p> <p>Furman (FurmanPaladins.com) Jordan Caskey (jordan.caskey@furman.edu) Phone: 864-294-3065</p> <p>Mercer (MercerBears.com) Amanda Cover (cover_al@mercer.edu) Phone: 478-301-5218</p> <p>UNCG (UNCGSpartans.com) Denise Archetto (d_archetto@uncg.edu) Phone: 770-598-2901</p> <p>Samford (SamfordSports.com) Jacob Horton (jhorton8@samford.edu) Phone: 205-726-4217</p>	<p>Chattanooga (GoMocs.com) Corey Belonzi (corey-belonzi@utc.edu) Phone: 423-425-2116</p> <p>VMI (VMIKeydets.com) Daniel Whitehead (whiteheadk@vmi.edu) Phone: 540-464-7514</p> <p>Western Carolina (CatamountSports.com) Steven Grandy (sgrandy@email.wcu.edu) Phone: 828-227-2655</p> <p>Wofford (WoffordTerriers.com) Ryan Scott (scottrm@wofford.edu) Phone: 864-597-4092</p> <p>Southern Conference (SoConSports.com) Phil Perry (pperry@socon.org) Phone: 864-591-5100 // Cell: 864-525-5174</p>	
--	---	--

2022-23 Southern Conference
CONFERENCE BASKETBALL STATISTICS
Through games of Jan 13, 2023 (All games)

SCORING OFFENSE	G	W-L	Pts	Avg/G
1. Furman	18	13-5	1477	82.1
2. Chattanooga	18	11-7	1435	79.7
3. Samford	18	11-7	1421	78.9
4. Western Carolina	18	10-8	1375	76.4
5. VMI	18	5-13	1324	73.6
6. Wofford	18	10-8	1318	73.2
7. Mercer	18	7-11	1286	71.4
8. ETSU	18	7-11	1272	70.7
9. UNCG	18	10-8	1271	70.6
10. The Citadel	17	6-11	1193	70.2

SCORING DEFENSE	G	Pts	Avg/G
1. UNCG	18	1154	64.1
2. Wofford	18	1211	67.3
3. ETSU	18	1232	68.4
4. Western Carolina	18	1236	68.7
5. Chattanooga	18	1247	69.3
6. Samford	18	1258	69.9
7. Mercer	18	1263	70.2
8. Furman	18	1283	71.3
9. VMI	18	1363	75.7
10. The Citadel	17	1306	76.8

SCORING MARGIN	G	Offense	Defense	Margin
1. Furman	18	82.1	71.3	+10.8
2. Chattanooga	18	79.7	69.3	+10.4
3. Samford	18	78.9	69.9	+9.1
4. Western Carolina	18	76.4	68.7	+7.7
5. UNCG	18	70.6	64.1	+6.5
6. Wofford	18	73.2	67.3	+5.9
7. ETSU	18	70.7	68.4	+2.2
8. Mercer	18	71.4	70.2	+1.3
9. VMI	18	73.6	75.7	-2.2
10. The Citadel	17	70.2	76.8	-6.6

FREE THROW PCT	G	FTM	FTA	Pct.
1. The Citadel	17	216	283	.763
2. VMI	18	175	230	.761
3. Wofford	18	212	284	.746
4. Furman	18	219	295	.742
5. Samford	18	303	410	.739
6. UNCG	18	228	312	.731
7. Chattanooga	18	251	345	.728
8. Western Carolina	18	257	362	.710
9. Mercer	18	216	306	.706
10. ETSU	18	196	298	.658

FIELD GOAL PERCENTAGE	G	FGM	FGA	Pct.
1. Furman	18	539	1082	.498
2. Mercer	18	481	1021	.471
3. Chattanooga	18	484	1039	.466
4. Wofford	18	486	1048	.464
5. ETSU	18	482	1053	.458
6. Samford	18	475	1045	.455
7. VMI	18	479	1086	.441
8. UNCG	18	448	1041	.430
9. The Citadel	17	426	996	.428
10. Western Carolina	18	471	1102	.427

FIELD GOAL PCT DEFENSE	G	FGM	FGA	Pct.
1. UNCG	18	405	1026	.395
2. Chattanooga	18	459	1101	.417
3. Samford	18	427	1001	.427
4. ETSU	18	446	1028	.434
5. Mercer	18	442	1015	.435
6. The Citadel	17	447	1022	.437
7. Western Carolina	18	457	1038	.440
8. Wofford	18	463	1033	.448
9. Furman	18	477	1054	.453
10. VMI	18	487	1064	.458

3-POINT FG PCT	G	3FGM	3FGA	Pct.
1. Chattanooga	18	216	557	.388
2. VMI	18	191	493	.387
3. Furman	18	180	498	.361
4. Western Carolina	18	176	493	.357
5. Mercer	18	108	305	.354
6. Samford	18	168	475	.354
7. UNCG	18	147	419	.351
8. The Citadel	17	125	395	.316
9. Wofford	18	134	425	.315
10. ETSU	18	112	358	.313

3-POINT FG PCT DEFENSE	G	3FGM	3FGA	Pct.
1. UNCG	18	134	436	.307
2. ETSU	18	143	463	.309
3. Western Carolina	18	87	272	.320
4. Wofford	18	138	412	.335
5. The Citadel	17	147	433	.339
6. Chattanooga	18	148	427	.347
7. Furman	18	135	381	.354
8. Mercer	18	124	347	.357
9. VMI	18	188	526	.357
10. Samford	18	160	418	.383

REBOUNDING OFFENSE	G	Rebounds	Avg/G
1. Western Carolina	18	698	38.8
2. Chattanooga	18	677	37.6
3. Samford	18	666	37.0
4. UNCG	18	665	36.9
5. ETSU	18	657	36.5
6. VMI	18	640	35.6
7. Furman	18	626	34.8
8. Mercer	18	617	34.3
9. Wofford	18	616	34.2
10. The Citadel	17	577	33.9

REBOUNDING DEFENSE	G	Rebounds	Avg/G
1. Wofford	18	526	29.2
2. Mercer	18	575	31.9
3. Chattanooga	18	576	32.0
4. Furman	18	580	32.2
5. ETSU	18	588	32.7
6. Samford	18	591	32.8
7. VMI	18	605	33.6
8. Western Carolina	18	614	34.1
9. UNCG	18	621	34.5
10. The Citadel	17	655	38.5

2022-23 Southern Conference
CONFERENCE BASKETBALL STATISTICS
Through games of Jan 13, 2023 (All games)

REBOUNDING MARGIN		G	Team	Avg.	Opp.	Avg.	Margin
1.	Chattanooga	18	677	37.6	576	32.0	+5.6
2.	Wofford	18	616	34.2	526	29.2	+5.0
3.	Western Carolina	18	698	38.8	614	34.1	+4.7
4.	Samford	18	666	37.0	591	32.8	+4.2
5.	ETSU	18	657	36.5	588	32.7	+3.8
6.	Furman	18	626	34.8	580	32.2	+2.6
7.	UNCG	18	665	36.9	621	34.5	+2.4
8.	Mercer	18	617	34.3	575	31.9	+2.3
9.	VMI	18	640	35.6	605	33.6	+1.9
10.	The Citadel	17	577	33.9	655	38.5	-4.6

BLOCKED SHOTS		G	No.	Avg/G
1.	Chattanooga	18	77	4.3
2.	ETSU	18	57	3.2
	Furman	18	57	3.2
4.	Samford	18	47	2.6
	UNCG	18	47	2.6
6.	The Citadel	17	41	2.4
7.	Western Carolina	18	41	2.3
8.	Mercer	18	36	2.0
9.	Wofford	18	31	1.7
10.	VMI	18	23	1.3

ASSISTS		G	No.	Avg/G
1.	Furman	18	345	19.2
2.	Chattanooga	18	299	16.6
3.	Mercer	18	274	15.2
4.	UNCG	18	271	15.1
5.	Western Carolina	18	239	13.3
6.	ETSU	18	234	13.0
	Samford	18	234	13.0
8.	Wofford	18	229	12.7
9.	VMI	18	224	12.4
10.	The Citadel	17	211	12.4

STEALS		G	No.	Avg/G
1.	Furman	18	138	7.7
2.	Samford	18	137	7.6
3.	ETSU	18	126	7.0
4.	UNCG	18	124	6.9
5.	Western Carolina	18	111	6.2
6.	VMI	18	108	6.0
7.	Wofford	18	107	5.9
8.	Chattanooga	18	105	5.8
9.	Mercer	18	100	5.6
10.	The Citadel	17	92	5.4

TURNOVER MARGIN		G	Team	Avg.	Opp.	Avg.	Margin
1.	Furman	18	226	12.6	260	14.4	+1.9
2.	Samford	18	248	13.8	278	15.4	+1.7
	UNCG	18	221	12.3	251	13.9	+1.7
4.	Western Carolina	18	206	11.4	225	12.5	+1.1
5.	Wofford	18	208	11.6	214	11.9	+0.3
6.	ETSU	18	253	14.1	248	13.8	-0.3
7.	Mercer	18	213	11.8	202	11.2	-0.6
8.	The Citadel	17	215	12.6	199	11.7	-0.9
9.	Chattanooga	18	220	12.2	191	10.6	-1.6
10.	VMI	18	244	13.6	214	11.9	-1.7

ASSIST/TURNOVER RATIO		G	Ast.	Avg.	T/O	Avg.	Ratio
1.	Furman	18	345	19.2	226	12.6	1.5
2.	Chattanooga	18	299	16.6	220	12.2	1.4
3.	Mercer	18	274	15.2	213	11.8	1.3
4.	UNCG	18	271	15.1	221	12.3	1.2
5.	Western Carolina	18	239	13.3	206	11.4	1.2
6.	Wofford	18	229	12.7	208	11.6	1.1
7.	The Citadel	17	211	12.4	215	12.6	1.0
8.	Samford	18	234	13.0	248	13.8	0.9
9.	ETSU	18	234	13.0	253	14.1	0.9
10.	VMI	18	224	12.4	244	13.6	0.9

OFFENSIVE REBOUNDS		G	No.	Avg/G
1.	ETSU	18	215	11.9
2.	Western Carolina	18	204	11.3
3.	Samford	18	202	11.2
4.	VMI	18	190	10.6
5.	Chattanooga	18	184	10.2
6.	UNCG	18	183	10.2
7.	Mercer	18	175	9.7
8.	Wofford	18	173	9.6
9.	Furman	18	162	9.0
10.	The Citadel	17	137	8.1

DEFENSIVE REBOUNDS		G	No.	Avg/G
1.	Western Carolina	18	494	27.4
2.	Chattanooga	18	493	27.4
3.	UNCG	18	482	26.8
4.	The Citadel	17	440	25.9
5.	Samford	18	464	25.8
	Furman	18	464	25.8
7.	VMI	18	450	25.0
8.	Wofford	18	443	24.6
9.	Mercer	18	442	24.6
	ETSU	18	442	24.6

DEFENSIVE REB PCT.		G	D-Reb	Opp. OR	D-Reb%
1.	Wofford	18	443	134	.768
2.	Western Carolina	18	494	150	.767
3.	Chattanooga	18	493	164	.750
4.	Furman	18	464	159	.745
5.	Samford	18	464	166	.737
6.	UNCG	18	482	175	.734
7.	VMI	18	450	171	.725
8.	ETSU	18	442	175	.716
9.	Mercer	18	442	176	.715
10.	The Citadel	17	440	189	.700

OFFENSIVE REB PCT.		G	O-Reb	Opp. DR	O-Reb%
1.	ETSU	18	215	413	.342
2.	Samford	18	202	425	.322
3.	Chattanooga	18	184	412	.309
4.	Wofford	18	173	392	.306
5.	Western Carolina	18	204	464	.305
6.	Mercer	18	175	399	.305
7.	VMI	18	190	434	.304
8.	UNCG	18	183	446	.291
9.	Furman	18	162	421	.278
10.	The Citadel	17	137	466	.227

2022-23 Southern Conference
CONFERENCE BASKETBALL STATISTICS
Through games of Jan 13, 2023 (All games)

3-POINT FG MADE	G	No.	Avg/G
1. Chattanooga	18	216	12.0
2. VMI	18	191	10.6
3. Furman	18	180	10.0
4. Western Carolina	18	176	9.8
5. Samford	18	168	9.3
6. UNCG	18	147	8.2
7. Wofford	18	134	7.4
8. The Citadel	17	125	7.4
9. ETSU	18	112	6.2
10. Mercer	18	108	6.0

2022-23 Southern Conference
CONFERENCE BASKETBALL STATISTICS
Through games of Jan 13, 2023 (All games)

Team	Conference	Pct.	PF	PA	Overall	Pct.	PF	PA	Current unbeaten streak
Samford	5-0	1.000	78.6	67.2	11-7	.611	78.9	69.9	Samford -- 5
Furman	4-1	.800	80.6	67.0	13-5	.722	82.1	71.3	Furman -- 3
UNCG	4-1	.800	71.6	59.8	10-8	.556	70.6	64.1	Chattanooga -- 2
Chattanooga	3-2	.600	77.8	70.8	11-7	.611	79.7	69.3	UNCG -- 1
Western Carolina	3-2	.600	69.2	67.8	10-8	.556	76.4	68.7	ETSU -- 1
ETSU	3-2	.600	69.8	67.2	7-11	.389	70.7	68.4	
Wofford	2-3	.400	64.6	67.6	10-8	.556	73.2	67.3	
The Citadel	1-4	.200	68.4	82.6	6-11	.353	70.2	76.8	
Mercer	0-5	.000	56.6	73.6	7-11	.389	71.4	70.2	
VMI	0-5	.000	65.0	78.6	5-13	.278	73.6	75.7	

TEAM SUMMARIES	G	PF-PA	Avg score	Margin	FG-FGA	Pct.	3FG-FGA	Pct.	FT-FTA	Pct.	RebF	RebA	Margin
Chattanooga	18	1435-1247	79.7-69.3	+10.4	484-1039	.466	216-557	.388	251-345	.728	677	576	+5.6
ETSU	18	1272-1232	70.7-68.4	+2.2	482-1053	.458	112-358	.313	196-298	.658	657	588	+3.8
Furman	18	1477-1283	82.1-71.3	+10.8	539-1082	.498	180-498	.361	219-295	.742	626	580	+2.6
Mercer	18	1286-1263	71.4-70.2	+1.3	481-1021	.471	108-305	.354	216-306	.706	617	575	+2.3
Samford	18	1421-1258	78.9-69.9	+9.1	475-1045	.455	168-475	.354	303-410	.739	666	591	+4.2
The Citadel	17	1193-1306	70.2-76.8	-6.6	426-996	.428	125-395	.316	216-283	.763	577	655	-4.6
UNCG	18	1271-1154	70.6-64.1	+6.5	448-1041	.430	147-419	.351	228-312	.731	665	621	+2.4
VMI	18	1324-1363	73.6-75.7	-2.2	479-1086	.441	191-493	.387	175-230	.761	640	605	+1.9
Western Carolina	18	1375-1236	76.4-68.7	+7.7	471-1102	.427	176-493	.357	257-362	.710	698	614	+4.7
Wofford	18	1318-1211	73.2-67.3	+5.9	486-1048	.464	134-425	.315	212-284	.746	616	526	+5.0

ATTENDANCE	Home	Average	Away	Average	Neutral	Average	Total	Average
Chattanooga	9-26057	2895	9-26719	2969	0-0	0	18-52776	2932
ETSU	9-27518	3058	7-21661	3094	2-1796	898	18-50975	2832
Furman	9-16218	1802	5-18895	3779	4-7768	1942	18-42881	2382
Mercer	8-9848	1231	7-18105	2586	3-804	268	18-28757	1598
Samford	10-21642	2164	8-15289	1911	0-0	0	18-36931	2052
The Citadel	7-10236	1462	8-35018	4377	2-467	234	17-45721	2689
UNCG	7-8225	1175	8-35594	4449	3-0	0	18-43819	2434
VMI	7-6480	926	9-19050	2117	2-264	132	18-25794	1433
Western Carolina	8-10217	1277	8-30843	3855	2-390	195	18-41450	2303
Wofford	10-9833	983	8-32151	4019	0-0	0	18-41984	2332
Totals	84-146274	1741	77-253325	3290	18-11489	638	179-411088	2297

2022-23 Southern Conference
INDIVIDUAL BASKETBALL STATISTICS
Through games of Jan 13, 2023 (All games)

To be ranked, a player must appear in at least 75.0% of their team's games.

SCORING								REBOUNDING							
	Cl	G	FG	3FG	FT	Pts	Avg/G		Cl	G	Off	Def	Total	Avg/G	
1. Jake Stephens-UTC	Sr	18	137	40	84	398	22.1	1. Jake Stephens-UTC	Sr	18	41	148	189	10.5	
2. Mike Bothwell-FUR	Sr	18	126	28	69	349	19.4	2. Tyzhaun Claude-WCU	Jr	18	56	89	145	8.1	
3. Stephen Clark-CIT	Sr	17	117	5	43	282	16.6	3. Jaden Seymour-ETSU	So	15	43	71	114	7.6	
4. B.J. Mack-WOF	Sr	17	97	25	42	261	15.4	4. Vonterius Woolbright-WCU	Sr	17	27	96	123	7.2	
5. Austin Ash-CIT	Sr	17	86	59	29	260	15.3	5. Keondre Kennedy-UNCG	Sr	16	17	95	112	7.0	
6. Tyzhaun Claude-WCU	Jr	18	94	2	76	266	14.8	6. Jalen Slawson-FUR	Sr	18	25	97	122	6.8	
7. Jalyn McCreary-MER	So	18	123	0	17	263	14.6	7. Stephen Clark-CIT	Sr	17	29	83	112	6.6	
8. Asher Woods-VMI	Fr	18	92	27	51	262	14.6	8. Jermaine Marshall-SAM	Jr	17	33	76	109	6.4	
9. Jackson Paveletzke-WOF	Fr	18	82	24	72	260	14.4	9. Mohammed Abdulsalam-UNCG	Sr	18	31	83	114	6.3	
Jalen Slawson-FUR	Sr	18	97	18	48	260	14.4	10. Sean Conway-VMI	Sr	18	34	72	106	5.9	
11. Sean Conway-VMI	Sr	18	92	45	28	257	14.3	11. Josh Taylor-ETSU	Jr	15	35	52	87	5.8	
12. Jordan King-ETSU	Sr	18	90	39	37	256	14.2	12. Jalyn McCreary-MER	So	18	36	64	100	5.6	
13. Tre Jackson-WCU	Jr	17	75	61	24	235	13.8	Jalen Haynes-ETSU	So	18	45	55	100	5.6	
14. Jamal Johnson-UTC	Sr	18	76	48	45	245	13.6	14. Logan Dye-SAM	Sr	18	36	63	99	5.5	
15. Keyshaun Langley-UNCG	Sr	18	85	50	23	243	13.5	Messiah Jones-WOF	Sr	18	41	58	99	5.5	
16. Keondre Kennedy-UNCG	Sr	16	67	35	46	215	13.4	16. Taeshaud Jackson-VMI	Fr	17	25	65	90	5.3	
17. Logan Dye-SAM	Sr	18	88	21	42	239	13.3	17. Rickey Bradley-VMI	Fr	18	26	69	95	5.3	
18. Vonterius Woolbright-WCU	Sr	17	75	5	65	220	12.9	18. David Craig-MER	Fr	16	22	61	83	5.2	
19. Kamar Robertson-MER	Sr	16	62	29	47	200	12.5	19. Mikeal Brown-Jones-UNCG	Jr	18	35	58	93	5.2	
20. Jalen Haynes-ETSU	So	18	83	3	55	224	12.4	20. B.J. Mack-WOF	Sr	17	17	69	86	5.1	
21. Deanthony Tipler-ETSU	Sr	16	69	37	21	196	12.3								
22. Marcus Foster-FUR	Jr	18	73	36	25	207	11.5								
23. Jermaine Marshall-SAM	Jr	17	61	15	55	192	11.3								
24. Tyler Houser-VMI	Fr	18	75	30	18	198	11.0								
25. Mikeal Brown-Jones-UNCG	Jr	18	77	6	36	196	10.9								
26. Russell Jones Jr.-WCU	Jr	18	65	36	25	191	10.6								
27. Tony Felder-VMI	Fr	18	61	30	30	182	10.1								
28. Shawn Walker Jr.-MER	Sr	17	62	18	20	162	9.5								
29. Jaden Campbell-SAM	Jr	16	52	27	21	152	9.5								
30. Corey Tripp-WOF	So	18	63	29	15	170	9.4								

FIELD GOAL PCT						ASSISTS				
	Cl	G	FGM	FGA	Pct.		Cl	G	No.	Avg/G
1. Kyler Filewich-WOF	Jr	18	56	86	.651	1. Luis Hurtado-MER	Sr	17	78	4.6
2. Mikeal Brown-Jones-UNCG	Jr	18	77	128	.602	2. Vonterius Woolbright-WCU	Sr	17	75	4.4
3. Josh Taylor-ETSU	Jr	15	56	95	.589	3. Mike Bothwell-FUR	Sr	18	72	4.0
4. Jalen Slawson-FUR	Sr	18	97	167	.581	4. Jalen Slawson-FUR	Sr	18	69	3.8
5. David Craig-MER	Fr	16	49	85	.576	Kobe Langley-UNCG	Sr	18	69	3.8
6. Jalen Haynes-ETSU	So	18	83	144	.576	JP Pegues-FUR	So	18	69	3.8
7. Jalyn McCreary-MER	So	18	123	215	.572	7. Dante Treacy-UNCG	Sr	18	68	3.8
8. Garrett Hien-FUR	Jr	17	62	112	.554	8. Jake Stephens-UTC	Sr	18	66	3.7
9. Mike Bothwell-FUR	Sr	18	126	228	.553	9. Jackson Paveletzke-WOF	Fr	18	65	3.6
10. Jake Stephens-UTC	Sr	18	137	248	.552	10. Tony Felder-VMI	Fr	18	63	3.5
11. Messiah Jones-WOF	Sr	18	61	115	.530	11. Allen Strothers-ETSU	Fr	18	60	3.3
12. Logan Dye-SAM	Sr	18	88	166	.530	12. Jaron Rillie-SAM	So	18	58	3.2
13. Justice Smith-ETSU	So	18	57	108	.528	13. Dalvin White-UTC	Sr	16	49	3.1
14. Stephen Clark-CIT	Sr	17	117	224	.522	14. Jordan King-ETSU	Sr	18	52	2.9
15. Tyler Houser-VMI	Fr	18	75	151	.497	15. Rickey Bradley-VMI	Fr	18	50	2.8

2022-23 Southern Conference
INDIVIDUAL BASKETBALL STATISTICS
Through games of Jan 13, 2023 (All games)

FREE THROW PCT					
	Cl	G	FTM	FTA	Pct.
1. Elijah Morgan-CIT	Jr	17	34	38	.895
2. Jackson Paveletzke-WOF	Fr	18	72	81	.889
3. Jamal Johnson-UTC	Sr	18	45	52	.865
4. Jake Stephens-UTC	Sr	18	84	99	.848
5. Kamar Robertson-MER	Sr	16	47	57	.825
6. B.J. Mack-WOF	Sr	17	42	51	.824
7. Keondre Kennedy-UNCG	Sr	16	46	56	.821
8. Mike Bothwell-FUR	Sr	18	69	85	.812
9. Jermaine Marshall-SAM	Jr	17	55	68	.809
10. Jordan King-ETSU	Sr	18	37	46	.804
11. Bubba Parham-SAM	Sr	18	36	45	.800
12. Jalen Slawson-FUR	Sr	18	48	61	.787
13. Asher Woods-VMI	Fr	18	51	65	.785
14. Madison Durr-CIT	Fr	17	36	47	.766
Mikeal Brown-Jones-UNCG	Jr	18	36	47	.766

STEALS				
	Cl	G	No.	Avg/G
1. Russell Jones Jr.-WCU	Jr	18	34	1.9
2. A.J. Staton-McCray-SAM	So	17	31	1.8
3. Kobe Langley-UNCG	Sr	18	32	1.8
4. Elijah Morgan-CIT	Jr	17	29	1.7
5. Jalen Slawson-FUR	Sr	18	30	1.7
6. Keyshaun Langley-UNCG	Sr	18	28	1.6
7. Jordan King-ETSU	Sr	18	27	1.5
8. Deanthony Tipler-ETSU	Sr	16	21	1.3
9. Tre Jackson-WCU	Jr	17	22	1.3
10. Austin Ash-CIT	Sr	17	21	1.2
11. Corey Tripp-WOF	So	18	22	1.2
12. Kamar Robertson-MER	Sr	16	19	1.2
13. Jaron Rillie-SAM	So	18	21	1.2
Sean Conway-VMI	Sr	18	21	1.2
15. Allen Strothers-ETSU	Fr	18	20	1.1
Mike Bothwell-FUR	Sr	18	20	1.1
Bubba Parham-SAM	Sr	18	20	1.1

3-POINT FG PCT					
	Cl	G	3FG	FGA	Pct.
1. Kamar Robertson-MER	Sr	16	29	61	.475
2. Dalvin White-UTC	Sr	16	31	69	.449
3. Logan Dye-SAM	Sr	18	21	47	.447
4. Tre Jackson-WCU	Jr	17	61	138	.442
5. Tyler Houser-VMI	Fr	18	30	68	.441
6. Jake Stephens-UTC	Sr	18	40	93	.430
7. Sean Conway-VMI	Sr	18	45	105	.429
8. Keyshaun Langley-UNCG	Sr	18	50	120	.417
9. Devin Butler-VMI	Jr	18	34	83	.410
10. Russell Jones Jr.-WCU	Jr	18	36	88	.409
11. Michael Zanoni-MER	Fr	18	25	62	.403
12. Jamal Johnson-UTC	Sr	18	48	120	.400
Marcus Foster-FUR	Jr	18	36	90	.400
Jackson Paveletzke-WOF	Fr	18	24	60	.400
15. Jaden Campbell-SAM	Jr	16	27	68	.397

3-POINT FG MADE				
	Cl	G	3FG	Avg/G
1. Tre Jackson-WCU	Jr	17	61	3.6
2. Austin Ash-CIT	Sr	17	59	3.5
3. Keyshaun Langley-UNCG	Sr	18	50	2.8
4. Jamal Johnson-UTC	Sr	18	48	2.7
5. Sean Conway-VMI	Sr	18	45	2.5
6. Deanthony Tipler-ETSU	Sr	16	37	2.3
7. Jake Stephens-UTC	Sr	18	40	2.2
8. Keondre Kennedy-UNCG	Sr	16	35	2.2
9. Jordan King-ETSU	Sr	18	39	2.2
10. Russell Jones Jr.-WCU	Jr	18	36	2.0
Marcus Foster-FUR	Jr	18	36	2.0
12. Dalvin White-UTC	Sr	16	31	1.9
13. Devin Butler-VMI	Jr	18	34	1.9
Bubba Parham-SAM	Sr	18	34	1.9
15. JP Pegues-FUR	So	18	33	1.8

BLOCKED SHOTS				
	Cl	G	No.	Avg/G
1. Jake Stephens-UTC	Sr	18	41	2.3
2. Stephen Clark-CIT	Sr	17	31	1.8
3. Jalen Slawson-FUR	Sr	18	26	1.4
4. Josh Taylor-ETSU	Jr	15	15	1.0
Jaden Seymour-ETSU	So	15	15	1.0
6. Achor Achor-SAM	So	16	15	0.9
7. Tyzhaun Claude-WCU	Jr	18	13	0.7
Logan Dye-SAM	Sr	18	13	0.7
Mohammed Abdulsalam-UNCG	Sr	18	13	0.7
10. Sam Alexis-UTC	Fr	16	11	0.7
11. Keondre Kennedy-UNCG	Sr	16	10	0.6
12. Garrett Hien-FUR	Jr	17	10	0.6
13. Tyler Houser-VMI	Fr	18	10	0.6
Jalyn McCreary-MER	So	18	10	0.6
Bas Leyte-UNCG	Sr	18	10	0.6

ASSIST/TURNOVER RATIO					
	Cl	G	Ast.	T/O	Ratio
1. Dalvin White-UTC	Sr	16	49	11	4.5
2. Kobe Langley-UNCG	Sr	18	69	27	2.6
3. Jaron Rillie-SAM	So	18	58	27	2.1
4. Mike Bothwell-FUR	Sr	18	72	38	1.9
5. Vonterius Woolbright-WCU	Sr	17	75	40	1.9
6. Luis Hurtado-MER	Sr	17	78	43	1.8
7. JP Pegues-FUR	So	18	69	39	1.8
8. Jackson Paveletzke-WOF	Fr	18	65	38	1.7
9. Dante Treacy-UNCG	Sr	18	68	41	1.7
10. Jalen Slawson-FUR	Sr	18	69	45	1.5
11. Tony Felder-VMI	Fr	18	63	42	1.5
12. Allen Strothers-ETSU	Fr	18	60	41	1.5
13. Jake Stephens-UTC	Sr	18	66	48	1.4

2022-23 Southern Conference
INDIVIDUAL BASKETBALL STATISTICS
Through games of Jan 13, 2023 (All games)

OFFENSIVE REBOUNDS				
	Cl	G	No.	Avg/G
1. Tyzhaun Claude-WCU	Jr	18	56	3.1
2. Jaden Seymour-ETSU	So	15	43	2.9
3. Jalen Haynes-ETSU	So	18	45	2.5
4. Josh Taylor-ETSU	Jr	15	35	2.3
5. Jake Stephens-UTC	Sr	18	41	2.3
Messiah Jones-WOF	Sr	18	41	2.3
7. Kyler Filewich-WOF	Jr	18	38	2.1
8. Logan Dye-SAM	Sr	18	36	2.0
Jalyn McCreary-MER	So	18	36	2.0
Bas Leyte-UNCG	Sr	18	36	2.0
11. Mikeal Brown-Jones-UNCG	Jr	18	35	1.9
12. Jermaine Marshall-SAM	Jr	17	33	1.9
13. Sean Conway-VMI	Sr	18	34	1.9
14. Achor Achor-SAM	So	16	29	1.8
15. Mohammed Abdulsalam-UNCG	Sr	18	31	1.7

DEFENSIVE REBOUNDS				
	Cl	G	No.	Avg/G
1. Jake Stephens-UTC	Sr	18	148	8.2
2. Keondre Kennedy-UNCG	Sr	16	95	5.9
3. Vonterius Woolbright-WCU	Sr	17	96	5.6
4. Jalen Slawson-FUR	Sr	18	97	5.4
5. Tyzhaun Claude-WCU	Jr	18	89	4.9
6. Stephen Clark-CIT	Sr	17	83	4.9
7. Jaden Seymour-ETSU	So	15	71	4.7
8. Mohammed Abdulsalam-UNCG	Sr	18	83	4.6
9. Austin Ash-CIT	Sr	17	77	4.5
10. Jermaine Marshall-SAM	Jr	17	76	4.5
11. Amarri Tice-WOF	Fr	15	64	4.3
12. B.J. Mack-WOF	Sr	17	69	4.1
13. Sean Conway-VMI	Sr	18	72	4.0
Luis Hurtado-MER	Sr	17	68	4.0
15. Marcus Foster-FUR	Jr	18	69	3.8
Rickey Bradley-VMI	Fr	18	69	3.8

MINUTES PLAYED				
	Cl	G	No.	Avg/G
1. Austin Ash-CIT	Sr	17	631	37.1
2. Asher Woods-VMI	Fr	18	615	34.2
3. Jordan King-ETSU	Sr	18	611	33.9
4. Stephen Clark-CIT	Sr	17	574	33.8
5. Mike Bothwell-FUR	Sr	18	604	33.6
6. Tre Jackson-WCU	Jr	17	562	33.1
7. Jackson Paveletzke-WOF	Fr	18	579	32.2
8. Jake Stephens-UTC	Sr	18	576	32.0
9. Sean Conway-VMI	Sr	18	570	31.7
10. Vonterius Woolbright-WCU	Sr	17	518	30.5
11. Russell Jones Jr.-WCU	Jr	18	546	30.3
12. JP Pegues-FUR	So	18	545	30.3
13. Corey Tripp-WOF	So	18	544	30.2
14. Jalen Slawson-FUR	Sr	18	536	29.8
15. Keondre Kennedy-UNCG	Sr	16	473	29.6
16. Tyler Harris-WCU	Sr	18	529	29.4
17. Elijah Morgan-CIT	Jr	17	499	29.4
18. Jamal Johnson-UTC	Sr	18	525	29.2
19. B.J. Mack-WOF	Sr	17	494	29.1
20. Rickey Bradley-VMI	Fr	18	521	28.9
21. Keyshaun Langley-UNCG	Sr	18	515	28.6
A.J. Caldwell-UTC	Sr	18	515	28.6
23. Luis Hurtado-MER	Sr	17	482	28.4
24. Shawn Walker Jr.-MER	Sr	17	473	27.8
25. Kamar Robertson-MER	Sr	16	442	27.6
26. Dante Treacy-UNCG	Sr	18	496	27.6
27. Bubba Parham-SAM	Sr	18	491	27.3
28. Marcus Foster-FUR	Jr	18	490	27.2
29. Josh Taylor-ETSU	Jr	15	408	27.2
30. Deanthony Tipler-ETSU	Sr	16	431	26.9

2022-23 Southern Conference
Conference Team Highs
Through games of Jan 13, 2023 (All games)

TEAM HIGHS (highest totals made by)

Points	120	Wofford vs Bob Jones (11/07/22)
	120	UNCG vs Warren Wilson (12/18/22)
Margin	72 (120-48)	Wofford vs Bob Jones (11/07/22)
	72 (120-48)	UNCG vs Warren Wilson (12/18/22)
Field goals made	49	Wofford vs Bob Jones (11/07/22)
	46	Mercer vs Milligan (11/11/22)
Field goal attempts	86	Western Carolina vs Toccoa Falls (12/20/22)
	83	The Citadel vs Morris (11/15/22)
Field goal percentage	.662 (45-68)	UNCG vs Warren Wilson (12/18/22)
	.661 (37-56)	VMI vs Regent (11/26/22)
3-Pt FG made	22	Chattanooga vs Covenant (11/19/22)
	20	VMI vs Carlow (12/07/22)
3-Pt FG attempts	53	VMI vs Carlow (12/07/22)
	44	Furman vs Anderson (12/19/22)
3-Pt percentage	.625 (10-16)	Furman at Mercer (01/11/23)
	.615 (16-26)	VMI at Chattanooga (01/07/23)
Free throws made	29	Samford at The Citadel (12/31/22)
	27	Samford at Alabama A&M (11/17/22)
Free throw attempts	42	ETSU vs Little Rock (11/17/22)
	37	Samford at Alabama A&M (11/17/22)
Free throw percentage	1.000 (12-12)	The Citadel vs IUPUI (11/25/22)
	1.000 (11-11)	VMI at Furman (12/29/22)
	1.000 (7-7)	Wofford at Texas A&M (12/20/22)
Rebounds	69	The Citadel vs Morris (11/15/22)
	64	Western Carolina vs Brescia (11/13/22)
Assists	32	UNCG vs Warren Wilson (12/18/22)
	31	Mercer vs Milligan (11/11/22)
	31	Mercer vs Middle Georgia State (12/06/22)
Steals	16	ETSU at The Citadel (01/11/23)
	15	Furman vs North Greenville (11/07/22)
Blocked shots	11	Chattanooga vs Johnson (Tenn.) (12/10/22)
	7	Western Carolina vs Brescia (11/13/22)
	7	Chattanooga vs Belmont (12/18/22)
	7	Furman vs Anderson (12/19/22)
	7	ETSU at LSU (12/21/22)
	7	Chattanooga at The Citadel (12/29/22)
Turnovers	24	VMI vs SIUE (11/19/22)
	23	Samford vs Louisiana Tech (11/25/22)
Fouls	29	The Citadel at N.C. Central (12/20/22)
	28	Samford at UCF (12/04/22)

2022-23 Southern Conference
Conference Individual Highs
Through games of Jan 13, 2023 (All games)

INDIVIDUAL PLAYER GAME HIGHS

Points	42	Jordan King (ETSU) at The Citadel (01/11/23)
	37	Jake Stephens (Chattanooga) vs VMI (01/07/23)
Field goals made	14	Jordan King (ETSU) at The Citadel (01/11/23)
	13	Jake Stephens (Chattanooga) vs Western Carolina (01/11/23)
Field goal attempts	21	Jake Stephens (Chattanooga) vs Milwaukee (12/06/22)
	20	Mike Bothwell (Furman) vs Penn State (11/17/22)
	20	Keyshaun Langley (UNCG) at Wofford (12/31/22)
Field goal percentage	1.000 (8-8)	Jalen Haynes (ETSU) vs Mars Hill (11/30/22)
	.923 (12-13)	Jalyn McCreary (Mercer) vs Middle Georgia State (12/06/22)
3-Pt FG made	9	Austin Ash (The Citadel) vs Longwood (12/17/22)
	8	Jordan King (ETSU) at The Citadel (01/11/23)
3-Pt FG attempts	17	Devin Butler (VMI) vs Carlow (12/07/22)
	17	Austin Ash (The Citadel) vs Longwood (12/17/22)
3-Pt percentage	.857 (6-7)	Sean Conway (VMI) vs Regent (11/26/22)
	.857 (6-7)	Sean Conway (VMI) vs Navy (12/03/22)
	.857 (6-7)	Marcus Foster (Furman) at Mercer (01/11/23)
Free throws made	13	Jermaine Marshall (Samford) at UCF (12/04/22)
	11	Keondre Kennedy (UNCG) vs UMBC (11/22/22)
	11	Mike Bothwell (Furman) vs Stephen F. Austin (12/17/22)
	11	Tyzhaun Claude (Western Carolina) at Tennessee Tech (12/17/22)
Free throw attempts	16	Jermaine Marshall (Samford) at UCF (12/04/22)
	14	Achor Achor (Samford) at Alabama A&M (11/17/22)
	14	Keondre Kennedy (UNCG) vs UMBC (11/22/22)
	14	Tyzhaun Claude (Western Carolina) at Tennessee Tech (12/17/22)
Free throw percentage	1.000 (11-11)	Mike Bothwell (Furman) vs Stephen F. Austin (12/17/22)
	1.000 (10-10)	Mike Bothwell (Furman) at App State (11/29/22)
	1.000 (9-9)	Jalen Haynes (ETSU) vs Louisiana (11/13/22)
	1.000 (9-9)	Keondre Kennedy (UNCG) vs Montana State (11/25/22)
	1.000 (9-9)	Tyzhaun Claude (Western Carolina) vs Toccoa Falls (12/20/22)
	1.000 (9-9)	Jaron Rillie (Samford) at The Citadel (12/31/22)
	1.000 (8-8)	Jermaine Marshall (Samford) vs Spring Hill (11/10/22)
	1.000 (8-8)	Jackson Paveletzke (Wofford) vs North Carolina A&T (11/20/22)
	1.000 (8-8)	Austin Ash (The Citadel) at Charleston Southern (11/30/22)
	1.000 (8-8)	B.J. Mack (Wofford) vs ETSU (12/29/22)
Rebounds	20	Jake Stephens (Chattanooga) vs Belmont (12/18/22)
	15	Jalyn McCreary (Mercer) vs Chattanooga (12/31/22)
	15	Jake Stephens (Chattanooga) vs VMI (01/07/23)
Assists	10	DJ Campbell (Western Carolina) vs Brescia (11/13/22)
	10	Luis Hurtado (Mercer) vs Winthrop (11/19/22)
	10	Rickey Bradley (VMI) vs Carlow (12/07/22)
	10	Jackson Paveletzke (Wofford) vs Montreat (12/17/22)
	10	Jaron Rillie (Samford) vs Mercer (12/28/22)
Steals	7	Jordan King (ETSU) at The Citadel (01/11/23)
	6	Jaron Rillie (Samford) vs Wofford (01/11/23)
Blocked shots	5	Jake Stephens (Chattanooga) at Gardner-Webb (12/03/22)
	5	Jake Stephens (Chattanooga) vs Belmont (12/18/22)
	5	Jake Stephens (Chattanooga) at The Citadel (12/29/22)
	5	Stephen Clark (The Citadel) vs ETSU (01/11/23)
Turnovers	8	Jake Stephens (Chattanooga) at Col. of Charleston (11/07/22)
	7	JP Pegues (Furman) vs South Carolina State (12/03/22)
	7	Mike Bothwell (Furman) vs Stephen F. Austin (12/17/22)
	7	Jake Stephens (Chattanooga) vs Belmont (12/18/22)
	7	Asher Woods (VMI) at Chattanooga (01/07/23)
	7	Austin Ash (The Citadel) vs ETSU (01/11/23)

2022-23 Southern Conference
CONFERENCE BASKETBALL STATISTICS
Through games of Jan 13, 2023 (Conference games only)

SCORING OFFENSE	G	W-L	Pts	Avg/G
1. Furman	5	4-1	403	80.6
2. Samford	5	5-0	393	78.6
3. Chattanooga	5	3-2	389	77.8
4. UNCG	5	4-1	358	71.6
5. ETSU	5	3-2	349	69.8
6. Western Carolina	5	3-2	346	69.2
7. The Citadel	5	1-4	342	68.4
8. VMI	5	0-5	325	65.0
9. Wofford	5	2-3	323	64.6
10. Mercer	5	0-5	283	56.6

SCORING DEFENSE	G	Pts	Avg/G
1. UNCG	5	299	59.8
2. Furman	5	335	67.0
3. Samford	5	336	67.2
ETSU	5	336	67.2
5. Wofford	5	338	67.6
6. Western Carolina	5	339	67.8
7. Chattanooga	5	354	70.8
8. Mercer	5	368	73.6
9. VMI	5	393	78.6
10. The Citadel	5	413	82.6

SCORING MARGIN	G	Offense	Defense	Margin
1. Furman	5	80.6	67.0	+13.6
2. UNCG	5	71.6	59.8	+11.8
3. Samford	5	78.6	67.2	+11.4
4. Chattanooga	5	77.8	70.8	+7.0
5. ETSU	5	69.8	67.2	+2.6
6. Western Carolina	5	69.2	67.8	+1.4
7. Wofford	5	64.6	67.6	-3.0
8. VMI	5	65.0	78.6	-13.6
9. The Citadel	5	68.4	82.6	-14.2
10. Mercer	5	56.6	73.6	-17.0

FREE THROW PCT	G	FTM	FTA	Pct.
1. Chattanooga	5	74	95	.779
2. VMI	5	40	52	.769
3. The Citadel	5	73	96	.760
4. Samford	5	65	87	.747
5. Wofford	5	53	71	.746
6. Furman	5	68	92	.739
7. UNCG	5	63	87	.724
8. Mercer	5	44	64	.688
9. Western Carolina	5	63	92	.685
10. ETSU	5	53	84	.631

FIELD GOAL PERCENTAGE	G	FGM	FGA	Pct.
1. Samford	5	133	264	.504
2. Furman	5	139	282	.493
3. ETSU	5	132	289	.457
4. Chattanooga	5	128	282	.454
5. UNCG	5	125	279	.448
6. Wofford	5	121	282	.429
7. VMI	5	120	290	.414
8. The Citadel	5	118	286	.413
9. Western Carolina	5	119	297	.401
10. Mercer	5	112	283	.396

FIELD GOAL PCT DEFENSE	G	FGM	FGA	Pct.
1. UNCG	5	102	278	.367
2. ETSU	5	120	299	.401
3. Furman	5	121	296	.409
4. Samford	5	116	270	.430
5. Wofford	5	126	288	.438
6. Chattanooga	5	129	293	.440
7. Western Carolina	5	125	265	.472
8. Mercer	5	129	273	.473
9. VMI	5	138	283	.488
10. The Citadel	5	141	289	.488

3-POINT FG PCT	G	3FGM	3FGA	Pct.
1. Samford	5	62	143	.434
2. Furman	5	57	139	.410
3. UNCG	5	45	114	.395
4. Chattanooga	5	59	156	.378
5. VMI	5	45	124	.363
6. ETSU	5	32	91	.352
7. Western Carolina	5	45	131	.344
8. The Citadel	5	33	104	.317
9. Wofford	5	28	115	.243
10. Mercer	5	15	66	.227

3-POINT FG PCT DEFENSE	G	3FGM	3FGA	Pct.
1. ETSU	5	41	148	.277
2. Furman	5	27	93	.290
3. UNCG	5	42	141	.298
4. Western Carolina	5	29	83	.349
5. Wofford	5	44	123	.358
6. Samford	5	43	114	.377
7. The Citadel	5	51	135	.378
8. Chattanooga	5	40	105	.381
9. VMI	5	56	134	.418
10. Mercer	5	48	107	.449

REBOUNDING OFFENSE	G	Rebounds	Avg/G
1. ETSU	5	203	40.6
2. UNCG	5	178	35.6
3. Western Carolina	5	176	35.2
4. Furman	5	169	33.8
5. Chattanooga	5	168	33.6
Mercer	5	168	33.6
7. Wofford	5	167	33.4
8. Samford	5	160	32.0
9. The Citadel	5	155	31.0
10. VMI	5	152	30.4

REBOUNDING DEFENSE	G	Rebounds	Avg/G
1. Samford	5	143	28.6
2. ETSU	5	163	32.6
3. Chattanooga	5	166	33.2
4. Western Carolina	5	168	33.6
5. Mercer	5	169	33.8
6. UNCG	5	171	34.2
7. Wofford	5	173	34.6
8. Furman	5	175	35.0
9. VMI	5	180	36.0
10. The Citadel	5	188	37.6

2022-23 Southern Conference
CONFERENCE BASKETBALL STATISTICS
Through games of Jan 13, 2023 (Conference games only)

REBOUNDING MARGIN						
	G	Team	Avg.	Opp.	Avg.	Margin
1. ETSU	5	203	40.6	163	32.6	+8.0
2. Samford	5	160	32.0	143	28.6	+3.4
3. Western Carolina	5	176	35.2	168	33.6	+1.6
4. UNCG	5	178	35.6	171	34.2	+1.4
5. Chattanooga	5	168	33.6	166	33.2	+0.4
6. Mercer	5	168	33.6	169	33.8	-0.2
7. Wofford	5	167	33.4	173	34.6	-1.2
8. Furman	5	169	33.8	175	35.0	-1.2
9. VMI	5	152	30.4	180	36.0	-5.6
10. The Citadel	5	155	31.0	188	37.6	-6.6

BLOCKED SHOTS			
	G	No.	Avg/G
1. Chattanooga	5	18	3.6
UNCG	5	18	3.6
3. ETSU	5	17	3.4
4. The Citadel	5	14	2.8
5. Samford	5	11	2.2
6. Furman	5	10	2.0
Mercer	5	10	2.0
8. VMI	5	6	1.2
Wofford	5	6	1.2
10. Western Carolina	5	5	1.0

ASSISTS			
	G	No.	Avg/G
1. Furman	5	91	18.2
2. Chattanooga	5	84	16.8
3. Samford	5	77	15.4
4. UNCG	5	72	14.4
5. The Citadel	5	59	11.8
6. ETSU	5	57	11.4
Wofford	5	57	11.4
8. VMI	5	55	11.0
9. Western Carolina	5	48	9.6
Mercer	5	48	9.6

STEALS			
	G	No.	Avg/G
1. UNCG	5	39	7.8
2. Chattanooga	5	34	6.8
3. Samford	5	33	6.6
4. ETSU	5	32	6.4
5. VMI	5	31	6.2
6. Wofford	5	30	6.0
7. The Citadel	5	29	5.8
Western Carolina	5	29	5.8
9. Furman	5	26	5.2
10. Mercer	5	21	4.2

TURNOVER MARGIN						
	G	Team	Avg.	Opp.	Avg.	Margin
1. UNCG	5	49	9.8	69	13.8	+4.0
2. Furman	5	51	10.2	61	12.2	+2.0
Western Carolina	5	48	9.6	58	11.6	+2.0
4. Chattanooga	5	51	10.2	58	11.6	+1.4
5. Samford	5	56	11.2	56	11.2	+0.0
6. Wofford	5	59	11.8	58	11.6	-0.2
7. The Citadel	5	64	12.8	62	12.4	-0.4
8. VMI	5	66	13.2	53	10.6	-2.6
9. ETSU	5	68	13.6	53	10.6	-3.0
10. Mercer	5	60	12.0	44	8.8	-3.2

ASSIST/TURNOVER RATIO						
	G	Ast.	Avg.	T/O	Avg.	Ratio
1. Furman	5	91	18.2	51	10.2	1.8
2. Chattanooga	5	84	16.8	51	10.2	1.6
3. UNCG	5	72	14.4	49	9.8	1.5
4. Samford	5	77	15.4	56	11.2	1.4
5. Western Carolina	5	48	9.6	48	9.6	1.0
6. Wofford	5	57	11.4	59	11.8	1.0
7. The Citadel	5	59	11.8	64	12.8	0.9
8. ETSU	5	57	11.4	68	13.6	0.8
9. VMI	5	55	11.0	66	13.2	0.8
10. Mercer	5	48	9.6	60	12.0	0.8

OFFENSIVE REBOUNDS			
	G	No.	Avg/G
1. ETSU	5	66	13.2
2. Mercer	5	55	11.0
3. Western Carolina	5	53	10.6
4. Chattanooga	5	46	9.2
VMI	5	46	9.2
6. Wofford	5	45	9.0
7. UNCG	5	41	8.2
8. Furman	5	39	7.8
The Citadel	5	39	7.8
10. Samford	5	37	7.4

DEFENSIVE REBOUNDS			
	G	No.	Avg/G
1. UNCG	5	137	27.4
ETSU	5	137	27.4
3. Furman	5	130	26.0
4. Western Carolina	5	123	24.6
Samford	5	123	24.6
6. Chattanooga	5	122	24.4
Wofford	5	122	24.4
8. The Citadel	5	116	23.2
9. Mercer	5	113	22.6
10. VMI	5	106	21.2

DEFENSIVE REB PCT.				
	G	D-Reb	Opp. OR	D-Reb%
1. Western Carolina	5	123	36	.774
2. Samford	5	123	38	.764
3. UNCG	5	137	48	.741
4. ETSU	5	137	52	.725
5. Wofford	5	122	47	.722
Chattanooga	5	122	47	.722
7. Mercer	5	113	44	.720
8. The Citadel	5	116	47	.712
9. Furman	5	130	56	.699
10. VMI	5	106	52	.671

OFFENSIVE REB PCT.				
	G	O-Reb	Opp. DR	O-Reb%
1. ETSU	5	66	111	.373
2. Mercer	5	55	125	.306
3. Western Carolina	5	53	132	.286
4. Chattanooga	5	46	119	.279
5. VMI	5	46	128	.264
6. Wofford	5	45	126	.263
7. Samford	5	37	105	.261
8. UNCG	5	41	123	.250
9. Furman	5	39	119	.247
10. The Citadel	5	39	141	.217

2022-23 Southern Conference
CONFERENCE BASKETBALL STATISTICS
Through games of Jan 13, 2023 (Conference games only)

<u>3-POINT FG MADE</u>	<u>G</u>	<u>No.</u>	<u>Avg/G</u>
1. Samford	5	62	12.4
2. Chattanooga	5	59	11.8
3. Furman	5	57	11.4
4. VMI	5	45	9.0
UNCG	5	45	9.0
Western Carolina	5	45	9.0
7. The Citadel	5	33	6.6
8. ETSU	5	32	6.4
9. Wofford	5	28	5.6
10. Mercer	5	15	3.0

2022-23 Southern Conference
CONFERENCE BASKETBALL STATISTICS
Through games of Jan 13, 2023 (Conference games only)

Team	Conference	Pct.	PF	PA	Overall	Pct.	PF	PA	Current unbeaten streak
Samford	5-0	1.000	78.6	67.2	5-0	1.000	78.6	67.2	Samford -- 5
Furman	4-1	.800	80.6	67.0	4-1	.800	80.6	67.0	Furman -- 3
UNCG	4-1	.800	71.6	59.8	4-1	.800	71.6	59.8	Chattanooga -- 2
Chattanooga	3-2	.600	77.8	70.8	3-2	.600	77.8	70.8	ETSU -- 1
ETSU	3-2	.600	69.8	67.2	3-2	.600	69.8	67.2	UNCG -- 1
Western Carolina	3-2	.600	69.2	67.8	3-2	.600	69.2	67.8	
Wofford	2-3	.400	64.6	67.6	2-3	.400	64.6	67.6	
The Citadel	1-4	.200	68.4	82.6	1-4	.200	68.4	82.6	
VMI	0-5	.000	65.0	78.6	0-5	.000	65.0	78.6	
Mercer	0-5	.000	56.6	73.6	0-5	.000	56.6	73.6	

TEAM SUMMARIES	G	PF-PA	Avg score	Margin	FG-FGA	Pct.	3FG-FGA	Pct.	FT-FTA	Pct.	RebF	RebA	Margin
Chattanooga	5	389-354	77.8-70.8	+7.0	128-282	.454	59-156	.378	74-95	.779	168	166	+0.4
ETSU	5	349-336	69.8-67.2	+2.6	132-289	.457	32-91	.352	53-84	.631	203	163	+8.0
Furman	5	403-335	80.6-67.0	+13.6	139-282	.493	57-139	.410	68-92	.739	169	175	-1.2
Mercer	5	283-368	56.6-73.6	-17.0	112-283	.396	15-66	.227	44-64	.688	168	169	-0.2
Samford	5	393-336	78.6-67.2	+11.4	133-264	.504	62-143	.434	65-87	.747	160	143	+3.4
The Citadel	5	342-413	68.4-82.6	-14.2	118-286	.413	33-104	.317	73-96	.760	155	188	-6.6
UNCG	5	358-299	71.6-59.8	+11.8	125-279	.448	45-114	.395	63-87	.724	178	171	+1.4
VMI	5	325-393	65.0-78.6	-13.6	120-290	.414	45-124	.363	40-52	.769	152	180	-5.6
Western Carolina	5	346-339	69.2-67.8	+1.4	119-297	.401	45-131	.344	63-92	.685	176	168	+1.6
Wofford	5	323-338	64.6-67.6	-3.0	121-282	.429	28-115	.243	53-71	.746	167	173	-1.2

ATTENDANCE	Home	Average	Away	Average	Neutral	Average	Total	Average
Chattanooga	2-6565	3282	3-2319	773	0-0	0	5-8884	1777
ETSU	2-7240	3620	3-3048	1016	0-0	0	5-10288	2058
Furman	2-3704	1852	3-6923	2308	0-0	0	5-10627	2125
Mercer	3-3054	1018	2-3250	1625	0-0	0	5-6304	1261
Samford	3-7347	2449	2-2068	1034	0-0	0	5-9415	1883
The Citadel	3-3181	1060	2-2957	1478	0-0	0	5-6138	1228
UNCG	2-2279	1140	3-2499	833	0-0	0	5-4778	956
VMI	2-1300	650	3-7640	2547	0-0	0	5-8940	1788
Western Carolina	3-3327	1109	2-6113	3056	0-0	0	5-9440	1888
Wofford	3-3364	1121	2-4544	2272	0-0	0	5-7908	1582
Totals	25-41361	1654	25-41361	1654	0-0	0	50-82722	1654

2022-23 Southern Conference
INDIVIDUAL BASKETBALL STATISTICS
Through games of Jan 13, 2023 (Conference games only)

To be ranked, a player must appear in at least 75.0% of their team's games.

SCORING								REBOUNDING							
	Cl	G	FG	3FG	FT	Pts	Avg/G		Cl	G	Off	Def	Total	Avg/G	
1. Jake Stephens-UTC	Sr	5	40	11	27	118	23.6	1. Jake Stephens-UTC	Sr	5	14	41	55	11.0	
2. Logan Dye-SAM	Sr	5	35	13	15	98	19.6	2. Vonterius Woolbright-WCU	Sr	5	7	34	41	8.2	
3. Stephen Clark-CIT	Sr	5	36	1	21	94	18.8	Jaden Seymour-ETSU	So	5	17	24	41	8.2	
4. Mike Bothwell-FUR	Sr	5	32	8	15	87	17.4	4. Stephen Clark-CIT	Sr	5	13	26	39	7.8	
5. Jamal Johnson-UTC	Sr	5	26	18	16	86	17.2	5. Jermaine Marshall-SAM	Jr	5	8	30	38	7.6	
6. Jordan King-ETSU	Sr	5	28	15	13	84	16.8	6. Mohammed Abdulsalam-UNCG	Sr	5	9	26	35	7.0	
Keyshaun Langley-UNCG	Sr	5	33	15	3	84	16.8	7. Mikeal Brown-Jones-UNCG	Jr	5	12	22	34	6.8	
8. Marcus Foster-FUR	Jr	5	27	20	5	79	15.8	Tyzhaun Claude-WCU	Jr	5	15	19	34	6.8	
9. Russell Jones Jr.-WCU	Jr	5	29	14	5	77	15.4	9. Jalyn McCreary-MER	So	5	11	22	33	6.6	
10. B.J. Mack-WOF	Sr	5	23	9	17	72	14.4	10. Keondre Kennedy-UNCG	Sr	5	4	28	32	6.4	
11. Vonterius Woolbright-WCU	Sr	5	22	2	25	71	14.2	Marcus Foster-FUR	Jr	5	11	21	32	6.4	
Jermaine Marshall-SAM	Jr	5	26	9	10	71	14.2	Jalen Slawson-FUR	Sr	5	6	26	32	6.4	
13. Tyler Houser-VMI	Fr	5	28	9	3	68	13.6	13. Messiah Jones-WOF	Sr	5	10	20	30	6.0	
14. Asher Woods-VMI	Fr	5	24	10	8	66	13.2	14. Logan Dye-SAM	Sr	5	9	20	29	5.8	
Tyzhaun Claude-WCU	Jr	5	23	2	18	66	13.2	15. Jalen Haynes-ETSU	So	5	14	14	28	5.6	
Keondre Kennedy-UNCG	Sr	5	21	12	12	66	13.2	Justice Smith-ETSU	So	5	4	24	28	5.6	
Austin Ash-CIT	Sr	5	22	15	7	66	13.2	17. Sean Conway-VMI	Sr	5	9	18	27	5.4	
18. Jalyn McCreary-MER	So	5	30	0	5	65	13.0	18. Jamal Johnson-UTC	Sr	5	6	19	25	5.0	
Jalen Slawson-FUR	Sr	5	21	4	19	65	13.0	Austin Ash-CIT	Sr	5	3	22	25	5.0	
20. Tre Jackson-WCU	Jr	5	19	16	6	60	12.0	20. Deanthony Tipler-ETSU	Sr	5	5	19	24	4.8	
21. Deanthony Tipler-ETSU	Sr	5	22	11	4	59	11.8	Taeshaud Jackson-VMI	Fr	5	9	15	24	4.8	
22. Mikeal Brown-Jones-UNCG	Jr	5	22	4	10	58	11.6	B.J. Mack-WOF	Sr	5	2	22	24	4.8	
23. A.J. Staton-McCray-SAM	So	4	16	5	9	46	11.5	Rickey Bradley-VMI	Fr	5	4	20	24	4.8	
24. Jackson Paveletzke-WOF	Fr	5	18	6	13	55	11.0								
25. Rickey Bradley-VMI	Fr	5	20	6	8	54	10.8								
26. Sean Conway-VMI	Sr	5	17	7	11	52	10.4								
27. Jalen Haynes-ETSU	So	5	18	1	14	51	10.2								
28. Corey Tripp-WOF	So	5	19	5	6	49	9.8								
29. Justice Smith-ETSU	So	5	18	2	9	47	9.4								
30. Kamar Robertson-MER	Sr	4	13	3	8	37	9.3								

FIELD GOAL PCT						ASSISTS				
	Cl	G	FGM	FGA	Pct.		Cl	G	No.	Avg/G
1. A.J. Staton-McCray-SAM	So	4	16	24	.667	1. Vonterius Woolbright-WCU	Sr	5	27	5.4
2. Kyle Filewich-WOF	Jr	5	15	23	.652	2. Jaron Rillie-SAM	So	5	26	5.2
3. Logan Dye-SAM	Sr	5	35	54	.648	3. Jalen Slawson-FUR	Sr	5	25	5.0
4. Mikeal Brown-Jones-UNCG	Jr	5	22	35	.629	4. Dante Treacy-UNCG	Sr	5	24	4.8
5. Rickey Bradley-VMI	Fr	5	20	34	.588	5. Jake Stephens-UTC	Sr	5	22	4.4
6. AJ Smith-CIT	Fr	5	19	33	.576	6. Tony Felder-VMI	Fr	5	18	3.6
7. Jalen Slawson-FUR	Sr	5	21	38	.553	7. JP Pegues-FUR	So	5	17	3.4
8. Tyler Houser-VMI	Fr	5	28	51	.549	8. Kobe Langley-UNCG	Sr	5	16	3.2
9. Messiah Jones-WOF	Sr	5	19	36	.528	Elijah Morgan-CIT	Jr	5	16	3.2
10. Jake Stephens-UTC	Sr	5	40	76	.526	10. Dalvin White-UTC	Sr	5	14	2.8
11. Mike Bothwell-FUR	Sr	5	32	61	.525	11. Mike Bothwell-FUR	Sr	5	13	2.6
12. Jermaine Marshall-SAM	Jr	5	26	50	.520	Austin Ash-CIT	Sr	5	13	2.6
13. Marcus Foster-FUR	Jr	5	27	52	.519	Bubba Parham-SAM	Sr	5	13	2.6
14. Jalyn McCreary-MER	So	5	30	60	.500	14. Garrett Hien-FUR	Jr	5	12	2.4
15. Stephen Clark-CIT	Sr	5	36	73	.493	Jordan King-ETSU	Sr	5	12	2.4
						Stephen Clark-CIT	Sr	5	12	2.4
						Jackson Paveletzke-WOF	Fr	5	12	2.4

2022-23 Southern Conference
INDIVIDUAL BASKETBALL STATISTICS
Through games of Jan 13, 2023 (Conference games only)

FREE THROW PCT					
	Cl	G	FTM	FTA	Pct.
1. Dante Treacy-UNCG	Sr	5	11	11	1.000
2. Jamal Johnson-UTC	Sr	5	16	17	.941
3. Jackson Paveletzke-WOF	Fr	5	13	14	.929
4. Elijah Morgan-CIT	Jr	5	12	13	.923
5. B.J. Mack-WOF	Sr	5	17	19	.895
6. Jordan King-ETSU	Sr	5	13	15	.867
Jaron Rillie-SAM	So	5	13	15	.867
8. Sean Conway-VMI	Sr	5	11	13	.846
9. Jake Stephens-UTC	Sr	5	27	32	.844
10. Jalen Slawson-FUR	Sr	5	19	23	.826
11. A.J. Staton-McCray-SAM	So	4	9	11	.818
12. Kamar Robertson-MER	Sr	4	8	10	.800
13. Madison Durr-CIT	Fr	5	14	18	.778
14. Jamaal Walker-UTC	So	5	10	13	.769
15. Keondre Kennedy-UNCG	Sr	5	12	16	.750

STEALS				
	Cl	G	No.	Avg/G
1. Elijah Morgan-CIT	Jr	5	13	2.6
2. Russell Jones Jr.-WCU	Jr	5	11	2.2
Jaron Rillie-SAM	So	5	11	2.2
Keyshaun Langley-UNCG	Sr	5	11	2.2
5. Jordan King-ETSU	Sr	5	10	2.0
6. Kobe Langley-UNCG	Sr	5	9	1.8
7. Jamal Johnson-UTC	Sr	5	8	1.6
8. A.J. Staton-McCray-SAM	So	4	6	1.5
9. Rickey Bradley-VMI	Fr	5	7	1.4
Bubba Parham-SAM	Sr	5	7	1.4
Deanthony Tipler-ETSU	Sr	5	7	1.4
Jackson Paveletzke-WOF	Fr	5	7	1.4
13. Vonterius Woolbright-WCU	Sr	5	6	1.2
Taeshaud Jackson-VMI	Fr	5	6	1.2
Adam Silas-WOF	Fr	5	6	1.2
Shawn Walker Jr.-MER	Sr	5	6	1.2
Asher Woods-VMI	Fr	5	6	1.2
Austin Ash-CIT	Sr	5	6	1.2
JP Pegues-FUR	So	5	6	1.2

3-POINT FG PCT					
	Cl	G	3FG	FGA	Pct.
1. Ben VanderWal-FUR	Fr	5	7	11	.636
2. Rickey Bradley-VMI	Fr	5	6	10	.600
3. Jackson Price-CIT	So	5	7	12	.583
4. Logan Dye-SAM	Sr	5	13	23	.565
5. Marcus Foster-FUR	Jr	5	20	36	.556
6. Bubba Parham-SAM	Sr	5	11	21	.524
7. Russell Jones Jr.-WCU	Jr	5	14	27	.519
8. Tyler Houser-VMI	Fr	5	9	18	.500
9. Jordan King-ETSU	Sr	5	15	31	.484
10. Jamal Johnson-UTC	Sr	5	18	38	.474
11. Demetrius Davis-UTC	Jr	5	8	17	.471
12. A.J. Staton-McCray-SAM	So	4	5	11	.455
13. Jermaine Marshall-SAM	Jr	5	9	22	.409
14. Deanthony Tipler-ETSU	Sr	5	11	27	.407
15. Tre Jackson-WCU	Jr	5	16	40	.400
Asher Woods-VMI	Fr	5	10	25	.400

3-POINT FG MADE				
	Cl	G	3FG	Avg/G
1. Marcus Foster-FUR	Jr	5	20	4.0
2. Jamal Johnson-UTC	Sr	5	18	3.6
3. Tre Jackson-WCU	Jr	5	16	3.2
4. Austin Ash-CIT	Sr	5	15	3.0
Keyshaun Langley-UNCG	Sr	5	15	3.0
Jordan King-ETSU	Sr	5	15	3.0
7. Russell Jones Jr.-WCU	Jr	5	14	2.8
8. Logan Dye-SAM	Sr	5	13	2.6
9. Keondre Kennedy-UNCG	Sr	5	12	2.4
10. Bubba Parham-SAM	Sr	5	11	2.2
Deanthony Tipler-ETSU	Sr	5	11	2.2
Jake Stephens-UTC	Sr	5	11	2.2
13. Asher Woods-VMI	Fr	5	10	2.0
14. Jermaine Marshall-SAM	Jr	5	9	1.8
Tony Felder-VMI	Fr	5	9	1.8
B.J. Mack-WOF	Sr	5	9	1.8
Tyler Houser-VMI	Fr	5	9	1.8

BLOCKED SHOTS				
	Cl	G	No.	Avg/G
1. Stephen Clark-CIT	Sr	5	11	2.2
2. Jake Stephens-UTC	Sr	5	9	1.8
3. Jalen Slawson-FUR	Sr	5	7	1.4
4. Jaden Seymour-ETSU	So	5	6	1.2
5. Mohammed Abdulsalam-UNCG	Sr	5	5	1.0
6. Keondre Kennedy-UNCG	Sr	5	4	0.8
Jalen Haynes-ETSU	So	5	4	0.8
Jamal Johnson-UTC	Sr	5	4	0.8
Jermaine Marshall-SAM	Jr	5	4	0.8
Jalyn McCreary-MER	So	5	4	0.8
Tyler Houser-VMI	Fr	5	4	0.8
12. Achor Achor-SAM	So	5	3	0.6
Jackson Sivills-WOF	So	5	3	0.6
Logan Dye-SAM	Sr	5	3	0.6
Mikeal Brown-Jones-UNCG	Jr	5	3	0.6

ASSIST/TURNOVER RATIO					
	Cl	G	Ast.	T/O	Ratio
1. Vonterius Woolbright-WCU	Sr	5	27	11	2.5
2. JP Pegues-FUR	So	5	17	7	2.4
3. Dante Treacy-UNCG	Sr	5	24	10	2.4
4. Jaron Rillie-SAM	So	5	26	12	2.2
5. Jake Stephens-UTC	Sr	5	22	11	2.0
Kobe Langley-UNCG	Sr	5	16	8	2.0
7. Jalen Slawson-FUR	Sr	5	25	14	1.8
8. Tony Felder-VMI	Fr	5	18	14	1.3
9. Elijah Morgan-CIT	Jr	5	16	13	1.2

2022-23 Southern Conference
INDIVIDUAL BASKETBALL STATISTICS
Through games of Jan 13, 2023 (Conference games only)

OFFENSIVE REBOUNDS	Cl	G	No.	Avg/G
1. Jaden Seymour-ETSU	So	5	17	3.4
2. Tyzhaun Claude-WCU	Jr	5	15	3.0
3. Jake Stephens-UTC	Sr	5	14	2.8
Jalen Haynes-ETSU	So	5	14	2.8
5. Jah Quinones-MER	Fr	5	13	2.6
Stephen Clark-CIT	Sr	5	13	2.6
7. Mikeal Brown-Jones-UNCG	Jr	5	12	2.4
8. Marcus Foster-FUR	Jr	5	11	2.2
Jalyn McCreary-MER	So	5	11	2.2
10. Messiah Jones-WOF	Sr	5	10	2.0
11. Taeshaud Jackson-VMI	Fr	5	9	1.8
Logan Dye-SAM	Sr	5	9	1.8
Jamaal Walker-UTC	So	5	9	1.8
Sean Conway-VMI	Sr	5	9	1.8
Mohammed Abdulsalam-UNCG	Sr	5	9	1.8

DEFENSIVE REBOUNDS	Cl	G	No.	Avg/G
1. Jake Stephens-UTC	Sr	5	41	8.2
2. Vonterius Woolbright-WCU	Sr	5	34	6.8
3. Jermaine Marshall-SAM	Jr	5	30	6.0
4. Keondre Kennedy-UNCG	Sr	5	28	5.6
5. Stephen Clark-CIT	Sr	5	26	5.2
Jalen Slawson-FUR	Sr	5	26	5.2
Mohammed Abdulsalam-UNCG	Sr	5	26	5.2
8. Jaden Seymour-ETSU	So	5	24	4.8
Justice Smith-ETSU	So	5	24	4.8
10. Jalyn McCreary-MER	So	5	22	4.4
Mikeal Brown-Jones-UNCG	Jr	5	22	4.4
Austin Ash-CIT	Sr	5	22	4.4
B.J. Mack-WOF	Sr	5	22	4.4
14. Marcus Foster-FUR	Jr	5	21	4.2
15. Logan Dye-SAM	Sr	5	20	4.0
Messiah Jones-WOF	Sr	5	20	4.0
Rickey Bradley-VMI	Fr	5	20	4.0

MINUTES PLAYED	Cl	G	No.	Avg/G
1. Austin Ash-CIT	Sr	5	194	38.8
2. Asher Woods-VMI	Fr	5	187	37.4
3. Stephen Clark-CIT	Sr	5	183	36.6
4. Tre Jackson-WCU	Jr	5	174	34.8
5. Jake Stephens-UTC	Sr	5	173	34.6
Mike Bothwell-FUR	Sr	5	173	34.6
7. Russell Jones Jr.-WCU	Jr	5	169	33.8
8. Sean Conway-VMI	Sr	5	167	33.4
JP Pegues-FUR	So	5	167	33.4
10. Vonterius Woolbright-WCU	Sr	5	165	33.0
11. Jordan King-ETSU	Sr	5	164	32.8
12. Jamal Johnson-UTC	Sr	5	162	32.4
13. Rickey Bradley-VMI	Fr	5	161	32.2
14. Corey Tripp-WOF	So	5	158	31.6
Elijah Morgan-CIT	Jr	5	158	31.6
16. Keyshaun Langley-UNCG	Sr	5	157	31.4
17. Jackson Paveletzke-WOF	Fr	5	155	31.0
18. Keondre Kennedy-UNCG	Sr	5	154	30.8
19. Marcus Foster-FUR	Jr	5	152	30.4
20. B.J. Mack-WOF	Sr	5	148	29.6
21. Jaron Rillie-SAM	So	5	147	29.4
22. Nathan Johnson-SAM	Sr	5	145	29.0
23. Shawn Walker Jr.-MER	Sr	5	144	28.8
24. Deanthony Tipler-ETSU	Sr	5	142	28.4
Logan Dye-SAM	Sr	5	142	28.4
26. Tyler Harris-WCU	Sr	5	141	28.2
27. Bubba Parham-SAM	Sr	5	140	28.0
28. Jalen Slawson-FUR	Sr	5	139	27.8
Jermaine Marshall-SAM	Jr	5	139	27.8
30. A.J. Caldwell-UTC	Sr	5	136	27.2

2022-23 Southern Conference
Conference Team Highs
Through games of Jan 13, 2023 (Conference games only)

TEAM HIGHS (highest totals made by)

Points	97	Furman vs The Citadel (01/04/23)
	96	ETSU at The Citadel (01/11/23)
Margin	29 (80-51)	Chattanooga at Mercer (12/31/22)
	28 (73-45)	Western Carolina vs Mercer (01/07/23)
Field goals made	34	ETSU at The Citadel (01/11/23)
	32	Furman vs The Citadel (01/04/23)
	32	Samford vs Wofford (01/11/23)
Field goal attempts	65	Chattanooga at The Citadel (12/29/22)
	65	Western Carolina at Chattanooga (01/11/23)
Field goal percentage	.608 (31-51)	Chattanooga vs Western Carolina (01/11/23)
	.582 (32-55)	Furman vs The Citadel (01/04/23)
3-Pt FG made	16	Furman vs VMI (12/29/22)
	16	VMI at Chattanooga (01/07/23)
	16	Samford vs Wofford (01/11/23)
3-Pt FG attempts	40	Furman vs VMI (12/29/22)
	39	Chattanooga at The Citadel (12/29/22)
	39	Samford vs Wofford (01/11/23)
3-Pt percentage	.625 (10-16)	Furman at Mercer (01/11/23)
	.615 (16-26)	VMI at Chattanooga (01/07/23)
Free throws made	29	Samford at The Citadel (12/31/22)
	24	Chattanooga vs Western Carolina (01/11/23)
Free throw attempts	34	Samford at The Citadel (12/31/22)
	30	The Citadel at Furman (01/04/23)
Free throw percentage	1.000 (11-11)	VMI at Furman (12/29/22)
	.900 (9-10)	Furman at ETSU (01/07/23)
Rebounds	46	Western Carolina vs Mercer (01/07/23)
	44	UNCG at Western Carolina (12/29/22)
Assists	25	Furman vs VMI (12/29/22)
	23	Furman vs The Citadel (01/04/23)
Steals	16	ETSU at The Citadel (01/11/23)
	12	Samford vs Wofford (01/11/23)
Blocked shots	7	Chattanooga at The Citadel (12/29/22)
	5	The Citadel vs Chattanooga (12/29/22)
	5	UNCG at Western Carolina (12/29/22)
	5	UNCG at Wofford (12/31/22)
	5	Chattanooga vs VMI (01/07/23)
	5	Mercer at Western Carolina (01/07/23)
	5	The Citadel vs ETSU (01/11/23)
Turnovers	20	The Citadel vs ETSU (01/11/23)
	18	ETSU vs Western Carolina (01/04/23)
Fouls	25	The Citadel vs Samford (12/31/22)
	23	Furman vs The Citadel (01/04/23)
	23	Mercer vs Furman (01/11/23)

2022-23 Southern Conference
Conference Individual Highs
Through games of Jan 13, 2023 (Conference games only)

INDIVIDUAL PLAYER GAME HIGHS

Points	42		Jordan King (ETSU) at The Citadel (01/11/23)
	37		Jake Stephens (Chattanooga) vs VMI (01/07/23)
Field goals made	14		Jordan King (ETSU) at The Citadel (01/11/23)
	13		Jake Stephens (Chattanooga) vs Western Carolina (01/11/23)
Field goal attempts	20		Keyshaun Langley (UNCG) at Wofford (12/31/22)
	19		Stephen Clark (The Citadel) vs ETSU (01/11/23)
	19		Jordan King (ETSU) at The Citadel (01/11/23)
Field goal percentage	.889	(8-9)	Shannon Grant (Mercer) vs Furman (01/11/23)
	.800	(8-10)	Mikeal Brown-Jones (UNCG) at Western Carolina (12/29/22)
3-Pt FG made	8		Jordan King (ETSU) at The Citadel (01/11/23)
	7		Marcus Foster (Furman) vs VMI (12/29/22)
3-Pt FG attempts	13		Keyshaun Langley (UNCG) at Wofford (12/31/22)
	12		Marcus Foster (Furman) vs VMI (12/29/22)
	12		Austin Ash (The Citadel) at Wofford (01/07/23)
	12		Jordan King (ETSU) at The Citadel (01/11/23)
3-Pt percentage	.857	(6-7)	Marcus Foster (Furman) at Mercer (01/11/23)
	.833	(5-6)	Jake Stephens (Chattanooga) vs VMI (01/07/23)
Free throws made	10		Jake Stephens (Chattanooga) vs VMI (01/07/23)
	9		Jaron Rillie (Samford) at The Citadel (12/31/22)
Free throw attempts	13		Jake Stephens (Chattanooga) vs VMI (01/07/23)
	11		Vonterius Woolbright (Western Carolina) vs UNCG (12/29/22)
	11		Stephen Clark (The Citadel) at Furman (01/04/23)
Free throw percentage	1.000	(9-9)	Jaron Rillie (Samford) at The Citadel (12/31/22)
	1.000	(8-8)	B.J. Mack (Wofford) vs ETSU (12/29/22)
Rebounds	15		Jalyn McCreary (Mercer) vs Chattanooga (12/31/22)
	15		Jake Stephens (Chattanooga) vs VMI (01/07/23)
Assists	10		Jaron Rillie (Samford) vs Mercer (12/28/22)
	9		Jaron Rillie (Samford) vs Wofford (01/11/23)
Steals	7		Jordan King (ETSU) at The Citadel (01/11/23)
	6		Jaron Rillie (Samford) vs Wofford (01/11/23)
Blocked shots	5		Jake Stephens (Chattanooga) at The Citadel (12/29/22)
	5		Stephen Clark (The Citadel) vs ETSU (01/11/23)
Turnovers	7		Asher Woods (VMI) at Chattanooga (01/07/23)
	7		Austin Ash (The Citadel) vs ETSU (01/11/23)