

SOCON

W O M E N ' S

2023-24 BASKETBALL

MEDIA GUIDE

#SOCONHOOPS | SOCONSPORTS.COM

2022-23 SOCON SUPERLATIVES



Rachael Rose, Wofford
SoCon Player of the Year



Brenda Mock Brown, ETSU
SoCon Coach of the Year



Summah Evans, Mercer
SoCon Defensive Player of the Year



Raven Thompson, Chattanooga
SoCon Freshman of the Year

#SoConHoops

2022-23 Southern Conference Women's Basketball Media Guide

On the Inside

2023-24 composite schedule	2-3
2024 postseason tournaments	4
2024 Southern Conference Championship	5
Southern Conference	
History	6-10
SoCon Principles	11
Hall of Fame	12-13
Commissioner Jim Schaus	14
Staff	15
Media Services	16
Teams	
ETSU	18-19
Furman	20-21
Mercer	22-23
UNCG	24-25
Samford	26-27
Chattanooga	28-29
Western Carolina	30-31
Wofford	32-33
Home courts	34-35
2022-23 year-in-review	
Year-in-review	36-37
Individual stats	38
Team stats	39
Individual game highs	40
Team game highs	41
All-time records and honors	
Individual records	42-47
Team records	48-52
Coaching records	53
Yearly statistical leaders	54-57
Yearly awards	58
All-conference teams	59-61
All-freshman teams	62
Players of the Week	63-65
Freshmen of the Week	65
Players of the Month	65
SoCon in the postseason	66-67
Postseason history by school	68
SoCon champions	69
Year-by-year standings	69-71
SoCon tournament results	72-76
SoCon all-tournament teams	77-79
SoCon tournament records	80

The Southern Conference

702 N. Pine Street
Spartanburg, SC 29303

Phone: 864-591-5100
Fax: 864-591-3448
Website: SoConSports.com

Conference staff

Michael Cross Commissioner
Geoff Cabe Senior Associate Commissioner
Terri Brne Associate Commissioner
Doug King Associate Commissioner for Compliance
Jason Yaman Associate Commissioner
Sean Diminick Assistant Commissioner for Championships
Paul Lollis Assistant Commissioner for Video Productions
Kiersten Foust Director of Creative Services
Ralan Wardlaw Director of Media Relations
Kayla Kinsley Director of Conference Operations
Caroline Taylor General Manager, SoCon Sports Properties
Caroline Reese Championships Assistant
Anna Brinkman Media Relations Assistant
Lisa Mattingly Coordinator of Officials

Faculty Athletic Representatives Association

Chair: Col. Chip Taylor, The Citadel
Vice Chair: Dr. Valerie Rutledge, Chattanooga



Credits

Editor: Anna Brinkman
Design: Phil Perry
Cover: Kiersten Foust
Editorial assistance: Ralan Wardlaw and the SoCon basketball
SIDs

Monday, Nov. 6

Agnes Scott at Western Carolina.....TBA
 Mercer at Western Kentucky.....TBA
 UNCG at App State.....TBA
 Wofford at Wake Forest.....TBA
 King's College at Chattanooga.....11 a.m.
 AUM at Samford.....12 p.m.

Tuesday, Nov. 7

ETSU at Kentucky.....TBA
 UNC Asheville at Furman.....TBA

Thursday, Nov. 9

Radford at Western Carolina.....TBA
 Erskine at Wofford.....TBA
 Florida Atlantic at Mercer.....TBA

Friday, Nov. 10

Chattanooga at Austin Peay.....TBA

Saturday, Nov. 11

UNC Wilmington at Wofford.....TBA
 Furman at Georgia Tech.....TBA
 South Carolina State at UNCG.....12 p.m.
 Lafayette at ETSU.....12 p.m.
 Central Arkansas at Samford.....3 p.m.

Sunday, Nov. 12

Mercer at Clemson.....TBA
 Marshall at Chattanooga

Monday, Nov. 13

Western Carolina at UAB.....TBA

Tuesday, Nov. 14

North Carolina Central at Wofford.....TBA
 Furman at Charleston Southern.....TBA
 Pfeiffer at UNCG.....11 a.m.
 Samford at Troy.....6:15 p.m.

Wednesday, Nov. 15

Chattanooga at Tennessee Tech.....TBA
 ETSU at Radford.....11:30 a.m.

Thursday, Nov. 16

Georgia at Mercer.....TBA
 Western Carolina at UNC Wilmington.....TBA

Friday, Nov. 17

Wofford at High Point.....TBA

Saturday, Nov. 18

Western Carolina at Campbell.....TBA
 UNCG at Radford.....TBA
 Coastal Carolina at Furman.....TBA
 UVA Wise at Chattanooga.....3 p.m.
 Alabama State at Samford.....6 p.m.

Sunday, Nov. 19

Tulane at Mercer.....TBA
 ETSU at Presbyterian.....3 p.m.

Monday, Nov. 20

UNCG at Virginia Tech.....TBA

Southern Wesleyan at Furman.....TBA

Tuesday, Nov. 21

Wofford at Davidson.....TBA

Wednesday, Nov. 22

Western Carolina at N.C. Central.....TBA
 Mercer at Bowling Green.....12 p.m.
 Montreat at UNCG.....5 p.m.

Thursday, Nov. 23

Furman vs App State.....TBA
 Mercer at Marist College.....11:30 a.m.

Friday, Nov. 24

Chattanooga at Kent State.....TBA
 ETSU at Norfolk State.....TBA
 Samford vs North Texas.....2 p.m.

Saturday, Nov. 25

Mercer at Charleston Southern.....TBA
 Chattanooga at Northern Kentucky.....TBA
 Furman vs Binghamton.....TBA
 Samford at Southern Mississippi.....12 p.m.

Sunday, Nov. 26

ETSU at Miami or Colgate.....TBA
 Gardner-Webb at UNCG.....TBA

Monday, Nov. 27

Southern Wesleyan at Wofford.....TBA

Tuesday, Nov. 28

Georgia State at Western Carolina.....TBA

Wednesday, Nov. 29

Mercer at Charlotte.....TBA
 Chattanooga at Kennesaw.....TBA
 UNC Asheville at Wofford.....TBA
 Furman at Gardner-Webb.....TBA
 Coastal Carolina at UNCG.....7 p.m.

Thursday, Nov. 30

USC Upstate at Samford.....6 p.m.
 Lipscomb at ETSU.....7 p.m.

Saturday, Dec. 2

Bellarmine at Wofford.....TBA
 Austin Peay at Mercer.....TBA
 Presbyterian at Western Carolina.....TBA

Sunday, Dec. 3

Furman at Georgia.....TBA
 Mississippi State at Chattanooga.....2 p.m.
 ETSU at Morehead State.....2 p.m.
 Jacksonville State at Samford.....3 p.m.

Monday, Dec. 4

Emory and Henry at Wofford.....TBA

Tuesday, Dec. 5

USC Upstate at Western Carolina.....TBA
 Mercer at Georgia Tech.....TBA

Wednesday, Dec 6

Bob Jones at Furman.....TBA
 Charleston Southern at ETSU.....6 p.m.
 UNCG at North Carolina.....7 p.m.

Saturday, Dec. 9

UNC Asheville at Western Carolina.....TBA
 Mercer at North Carolina A&T.....TBA
 Furman at USC Upstate.....TBA
 North Alabama at Chattanooga.....2 p.m.

Sunday, Dec. 10

Elon at UNCG.....2 p.m.
 Lees-McRae at ETSU.....2 p.m.
 Samford at Alabama.....3 p.m.

Wednesday, Dec. 13

LaGrange at Samford.....7 p.m.

Thursday, Dec. 14

Chattanooga at Lipscomb.....TBA
 Elon at Furman.....TBA
 North Carolina Central at UNCG.....7 p.m.
 UNC Asheville at ETSU.....7 p.m.

Friday, Dec. 15

Western Carolina at North Carolina.....TBA

Saturday, Dec. 16

Wofford at Virginia.....TBA
 Samford at Arkansas.....1:30 p.m.

Sunday, Dec. 17

Jacksonville at Mercer.....TBA
 Furman at Kentucky.....TBA
 Campbell at ETSU.....2 p.m.
 Eastern Kentucky at Chattanooga.....6 p.m.

Monday, Dec. 18

Murray State at Western Carolina.....TBA
 UNCG at USC Upstate.....11 a.m.

Tuesday, Dec. 19

Wofford at Tennessee.....TBA
 North Alabama at Samford.....2 p.m.

Wednesday, Dec. 20

Western Carolina at Queens.....TBA
 Chattanooga at Cherokee Invitational.....TBA
 Gardner-Webb at ETSU.....5 p.m.

Thursday, Dec. 21

Chattanooga at Cherokee Invitational.....TBA
 Mercer at App State.....TBA
 UNCG at UNC Asheville.....TBA
 South Carolina State at Furman.....TBA

Friday, Dec. 22

ETSU at Clemson.....TBA

Thursday, Dec. 29

Jacksonville State at Chattanooga.....TBA
 Samford at Eastern Kentucky.....7 p.m.
 Mercer at Florida Gulf Coast.....7 p.m.

#SoConHoops

COMPOSITE SCHEDULE



Friday, Dec. 29

Converse at UNCG..... 7 p.m.

Saturday, Dec. 30

Wofford at GeorgiaTBA
 Bethune-Cookman at MercerTBA
 Southern Wesleyan at Western Carolina.TBA
 Coker at ETSU 2 P.M.

Sunday, Dec. 31

Samford at Kentucky 1 p.m.

Monday, Jan. 1

North Greenville at Wofford.....TBA

Tuesday, Jan. 2

Kennesaw State at MercerTBA

Wednesday, Jan. 3

N.C. Central at Chattanooga 7 p.m.

Friday, Jan. 5

TBD at Samford 7 p.m.

Sunday, Jan. 7

Montreat at Western CarolinaTBA
 Converse at FurmanTBA

Monday, Jan 8

Virginia of Lynchburg at UNCG 7 p.m.

Wednesday, Jan 10

Mercer at Chattanooga* 7 p.m.

Thursday, Jan. 11

Furman at Western Carolina*TBA
 Samford at ETSU* 7 p.m.
 Wofford at UNCG*TBA

Saturday, Jan 13

Wofford at Western Carolina*TBA
 Samford at Chattanooga* 2 p.m.
 Mercer at ETSU* 2 p.m.
 Furman at UNCG*TBA

Thursday, Jan. 18

UNCG at Mercer*TBA
 Western Carolina at Samford*TBA

Saturday, Jan 20

Western Carolina at Mercer*TBA
 UNCG at Samford*TBA
 Furman at Wofford*TBA
 ETSU at Chattanooga* 2 p.m.

Thursday, Jan. 25

Samford at Furman*TBA
 Mercer at Wofford*TBA
 ETSU at Western Carolina* 7 p.m.
 Chattanooga at UNCG*TBA

Saturday, Jan. 27

Chattanooga at Western Carolina*TBA
 Samford at Wofford*TBA

Mercer at Furman*TBA
 ETSU at UNCG* 2 p.m.

Thursday Feb. 1

Furman at ETSU* 7 p.m.
 Wofford at Chattanooga* 7 p.m.

Saturday, Feb. 3

Mercer at Samford*TBA
 UNCG at Western Carolina*TBA
 Wofford at ETSU* 1:30 p.m.
 Furman at Chattanooga* 2 p.m.

Thursday, Feb. 8

Chattanooga at Samford*TBA
 Western Carolina at Wofford*TBA
 UNCG at Furman*TBA
 ETSU at Mercer* 7 p.m.

Saturday, Feb. 10

Chattanooga at Mercer*TBA
 Western Carolina at Furman*TBA
 UNCG at Wofford*TBA
 ETSU at Samford* 2 p.m.

Thursday, Feb. 15

Mercer at Western Carolina*TBA
 Wofford at Furman*TBA
 Samford at UNCG*TBA

Saturday, Feb. 17

Samford at Western Carolina*TBA
 Mercer at UNCG*TBA
 Chattanooga at ETSU* 7 p.m.

Thursday, Feb 22

Wofford at Samford*TBA
 Furman at Mercer*TBA
 UNCG at ETSU* 7 p.m.
 Western Carolina at Chattanooga* 7 p.m.

Saturday, Feb. 24

Furman at Samford*TBA
 Wofford at Mercer*TBA
 UNCG at Chattanooga* 2 p.m.
 Western Carolina at ETSU* 2 p.m.

Thursday, Feb. 29

Chattanooga at Furman*TBA
 ETSU at Wofford* 7 p.m.

Saturday, March 2

Chattanooga at Wofford*TBA
 Samford at Mercer*TBA
 ETSU at Furman* 2 p.m.
 Western Carolina at UNCG*TBA

**Ingles SoCon Championship
 Harrah's Cherokee Center – Asheville**

Thursday, March 7

No. 1 seed vs. No. 8 seed11 a.m.
 No. 4 seed vs. No. 5 seed 1:15 p.m.
 No. 2 seed vs. No. 7 seed 3:30 p.m.

No. 3 seed vs. No. 6 seed 5:45 p.m.

Friday, March 8

Winner Game 1 vs. Winner Game 2.....11 a.m.
 Winner Game 3 vs. Winner Game 4.. 1:15 p.m.

Sunday, March 10

Winner Game 5 vs. Winner Game 6.... 12 p.m.

* Southern Conference game
 ALL TIMES EASTERN

2024 INGLES SOUTHERN CONFERENCE WOMEN'S BASKETBALL CHAMPIONSHIP

The Southern Conference returns to Asheville, N.C., for the 2024 Southern Conference Championship, which will be contested March 7-10. Each round will be played at the 6,300-seat ExploreAsheville.com Arena at the Harrah's Cherokee Center – Asheville, with each game appearing live on ESPN+. Asheville first hosted the women's tournament in 1995 and the tournament returned there in 2012 after a 17-year absence.

Tickets for the tournament are available by contacting any member institution ticket office.



Chattanooga coach Shawn Poppie cutting down the net



2024 SoCon Championship Schedule

Quarterfinals

March 7 (Thursday)

Harrah's Cherokee Center – Asheville

Game 1: No. 1 seed vs. No. 8 seed, 11 a.m.^

Game 2: No. 4 seed vs. No. 5 seed, 1:15 p.m.*

Game 3: No. 2 seed vs. No. 7 seed, 3:30 p.m.*

Game 4: No. 3 seed vs. No. 6 seed, 5:45 p.m.*

Semifinals

March 8 (Friday)

Harrah's Cherokee Center – Asheville

Game 5: Game 1 winner vs. Game 2 winner, 11 a.m.^

Game 6: Game 3 winner vs. Game 4 winner, 1:15 p.m.

Championship

March 10 (Sunday)

Harrah's Cherokee Center – Asheville

Game 7: Game 5 winner vs. Game 6 winner, 12 p.m.

^ Tip-off as part of Education Day program

* Denotes approximate game time. The first game on March 3 will have a firm start time. Each game thereafter will start 30 minutes following the conclusion of the preceding game.



The Chattanooga Mocs won the 2023 SoCon championship, their sixth in ten years

2024 NCAA Women's Basketball Championship

First and Second Rounds

March 20-21/22-23 2024

Non-predetermined sites

REGIONALS

March 29-April 1, 2024

Albany Regional

Times Union Center

Albany, N.Y.

Hosts: MAAC

Portland Regional

Moda Center

Portland, O.R.

Host: Oregon State

WOMEN'S FINAL FOUR

April 5&7 2024

Rocket Mortgage FieldHouse

Cleveland, O.H.

Host: Mid-American Conference,

Greater Cleveland Sports

Commission



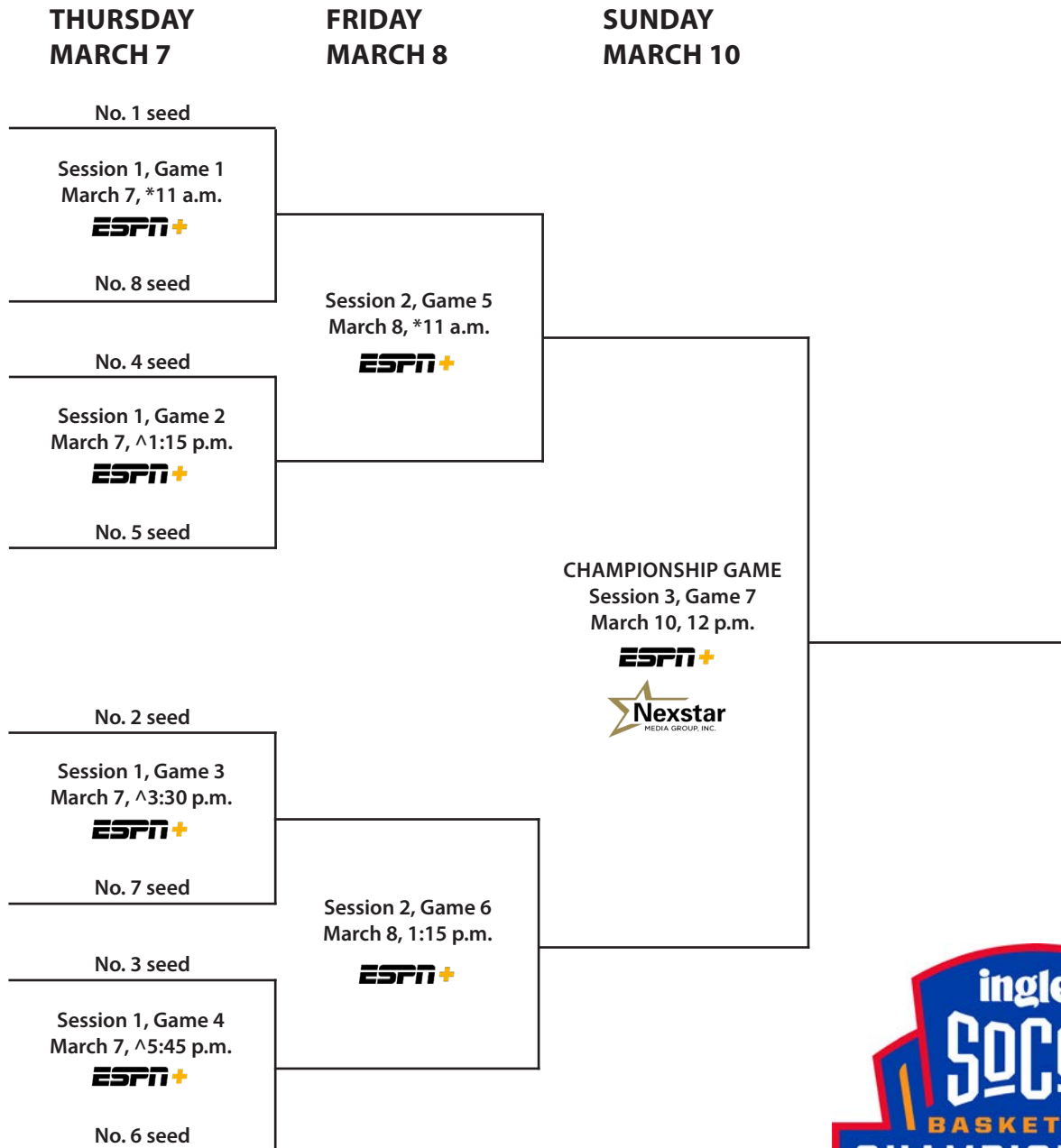
SoCon tournament Most Outstanding Player, Raven Thompson scored 19 points in the championship game.



Addie Grace Porter was named All-Tournament First Team for the Mocs

2024 Ingles Southern Conference Women's Basketball Championship

MARCH 7-10 • HARRAH'S CHEROKEE CENTER – ASHEVILLE
ASHEVILLE, N.C.



*Tip-off as part of Education Day program on March 2 and March 3.

^ Denotes approximate game time. The first game on March 2 will have a firm start time. Each game thereafter will start 30 minutes following the conclusion of the preceding game, but will not start prior to the listed time.



SOCON THE SOUTHERN CONFERENCE HISTORY

THE SOUTHERN CONFERENCE

The Southern Conference

The Southern Conference, which celebrates its 100th year in 2021, is a national leader in emphasizing the development of the student-athlete and in helping to build lifelong leaders and role models.

The Southern Conference has been on the forefront of innovation and originality in developing creative solutions to address issues facing intercollegiate athletics. From establishing the first postseason college basketball tournament (1921), to tackling the issue of freshman eligibility (1922), to developing women's championships (1984), to becoming the first conference to install the 3-point goal in basketball (1980), the Southern Conference has been a pioneer.

The Southern Conference is the nation's fifth-oldest NCAA Division I collegiate athletic association. Only the Big Ten (1896), the Missouri Valley (1907), the Pac-12 (1915) and the Southwestern Athletic (1920) conferences are older in terms of origination.

Academic excellence has been a major part of the Southern Conference's tradition. Hundreds of Southern Conference student-athletes have been recognized on CoSIDA Academic All-America and all-district teams. A total of 20 Rhodes Scholarship winners have been selected from conference institutions, most recently in 2012-13, when former Wofford volleyball player Rachel Woodlee earned the prestigious award.

The conference currently consists of 10 members in six states throughout the Southeast and sponsors 21 varsity sports and championships that produce participants for NCAA Division I Championships.

The Southern Conference offices are located in the historic Beaumont Mill in Spartanburg, South Carolina. A textile mill that was in operation from 1880 until 1999, Beaumont Mill was renovated in 2004 and today offers the league first-class meeting areas and offices as well as a spacious library for storage of the conference's historical documents.

Membership history

On Feb. 25, 1921, representatives from 14 of the Southern Intercollegiate Athletic Association's (SIAA) 30 members met at Atlanta's Piedmont Hotel to establish the Southern Intercollegiate Conference. On hand at the inaugural meeting were officials from Alabama, Alabama Polytechnic Institute (Auburn), Clemson, Georgia, Georgia School of Technology (Georgia Tech), Kentucky, Maryland, Mississippi A&M (Mississippi State), North Carolina, North Carolina State, Tennessee, Virginia, Virginia Polytechnic Institute (Virginia Tech) and Washington & Lee.

Dr. S.V. Sanford of Georgia was chosen as acting chairman and N.W. Dougherty of Tennessee was named secretary. The decision to form a new athletic conference was motivated by the desire to have a workable number of conference games for each league member. With 30 schools in the SIAA by the early 1920s, it was impossible to play every school at least once during the regular season and many schools went several years between playing some conference members. In addition, in 1920, the SIAA voted down proposed rules that an athlete must be in a college a year before playing on its teams and refused to abolish a rule permitting athletes to play summer baseball for money.

Play began in the fall of 1921, and a year later, six more schools joined the fledgling league, including Tulane (which had attended the inaugural meeting but had elected not to join), Florida, Louisiana (LSU), Mississippi, South Carolina and Vanderbilt. VMI joined in 1923 and Duke was added in 1929.

By the 1930s, membership in the Southern Conference had reached 23 schools. C.P. "Sally" Miles of Virginia Tech, president of the Southern Conference, called the annual league meeting to order on Dec. 9, 1932, at the Farragut Hotel in Knoxville, Tennessee. There, it announced that 13 institutions west and south of the Appalachian

Mountains were reorganizing as the Southeastern Conference. Members of the new league included Alabama, Alabama Polytechnic Institute, Florida, Georgia, Georgia School of Technology, Kentucky, Louisiana, Mississippi, Mississippi A&M, University of the South, Tennessee, Tulane and Vanderbilt.

According to the minutes of the meeting, Georgia's Dr. Sanford stated that the division was made along geographical lines. Florida's Dr. J.J. Tigert, acting as spokesman for the withdrawing group, regretted the move but believed it was necessary as the Southern Conference had grown too large. The resignations were accepted and the withdrawing schools formed the new league, which began play in 1933.

The Southern Conference continued with membership of 10 institutions, including Clemson, Duke, Maryland, North Carolina, North Carolina State, South Carolina, Virginia, VMI, Virginia Tech and Washington & Lee.

The second major shift occurred some 20 years later. By 1952, the Southern Conference included 17 colleges and universities. Another split occurred when seven schools – Clemson, Duke, Maryland, North Carolina, North Carolina State, South Carolina and Wake Forest – departed to form the Atlantic Coast Conference, which began play in 1953. The revamped Southern Conference included members The Citadel, Davidson, Furman, George Washington, Richmond, VMI, Virginia Tech, Washington & Lee, West Virginia and William & Mary.

A third major shift occurred in 2012-13, when five members announced their departures and three schools were added. College of Charleston announced its decision to leave for the Colonial Athletic Association following the 2012-13 season, while Appalachian State (Sun Belt), Davidson (Atlantic 10), Elon (Colonial) and Georgia Southern (Sun Belt) announced they would depart following the 2013-14 campaign. At the Southern Conference's 2013 spring meetings in Hilton Head Island, South Carolina, the league officially extended invitations to former members ETSU and VMI, as well as Mercer, to join the league for the 2014-15 academic year.

Today, the league continues to thrive with a membership that includes 10 institutions and a footprint that spans six states: Alabama, Georgia, North Carolina, South Carolina, Tennessee and Virginia. Current league members are The Citadel, ETSU, Furman, Mercer, UNGC, Samford, Chattanooga, VMI, Western Carolina and Wofford.

Leadership

Jim Schaus began his tenure as the ninth commissioner in league history on July 1, 2019. Schaus came to the SoCon after an 11-year run as

the director of athletics at Ohio University, where he led the Bobcats to unprecedented levels of success in athletics and academics.

In his first year at the Southern Conference, Schaus spearheaded the creation of a new long-term strategic plan for the league and led the effort to partner with JMI Sports to serve as the SoCon's official multimedia rights holder. Schaus also negotiated the SoCon's entry into the Southeastern Conference's officiating consortiums for both men's basketball and football, moves that allow the member conferences to collaborate on all officiating matters related to recruitment, education and training, scheduling and evaluation of officials.

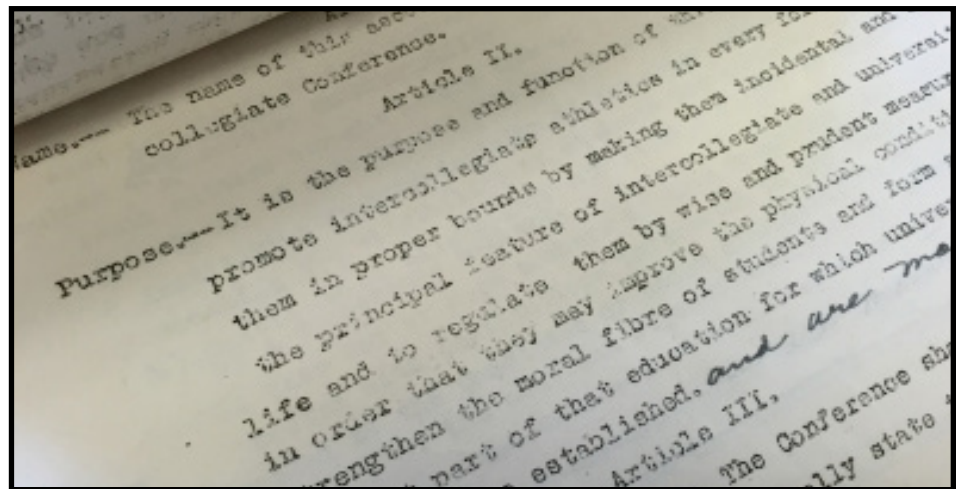
Also aimed at enhancing the league's men's basketball success, Schaus implemented a new right-size scheduling model designed to bolster the top teams' national profiles and put them in position for better seeding and potential at-large bids into the NCAA tournament. In addition, Schaus shepherded the league through its response to the COVID-19 pandemic and ensuing sport season cancellations and cost-cutting measures.

In Schaus's second year, the league began its year-long celebration of its first 100 years. It also successfully navigated the COVID pandemic, with every season playing to completion.

Schaus signed historic television contracts with ESPN and CBS Sports, guaranteeing the most linear national coverage the SoCon has ever had, and signed a contract extension to keep the league's basketball tournaments in Asheville, North Carolina, through 2026.

Schaus has a familial connection to the Southern Conference, as his father, former Los Angeles Lakers coach Fred Schaus, was the men's basketball coach at West Virginia from 1954-60, earning SoCon Coach of the Year honors four times in that six-year span and still ranking in the top 20 in career wins by a league coach.

Schaus replaced former commissioner John Iamario, who concluded his 13-year tenure at the Southern Conference in the summer of 2019. Throughout his tenure, Iamario promoted the Southern Conference through an ambitious agenda that improved championships, upgraded compliance related matters, launched the conference's Hall of Fame, created the SoCon Academic Exchange and increased the marketing and brand awareness of the conference and its member institutions. He also guided the league through membership changes that ensured the Southern Conference's future viability and stability with the additions of ETSU, Mercer and VMI.



The original Southern Conference constitution, drawn up in 1921, is housed in the archives at the league office in Spartanburg, S.C.

#SoConHoops



The 2014 addition of VMI in Lexington, Va., extended the Southern Conference's reach to six states across the Southeast.

lamarino spearheaded the effort to create the SoCon Digital Network, which was in operation from 2014-20, and the league-wide initiative to have all 10 member institutions producing broadcast-quality content. As the league prepared to celebrate its centennial, lamarino authored his first book, "A Proud Athletic History: 100 Years of the Southern Conference."

The Southern Conference named its first commissioner in December 1950. Duke's Wallace Wade made the transition from Blue Devil football coach to athletics administration as the first person at the helm of the conference.

Lloyd Jordan replaced Wade as the commissioner in 1960 and served a 14-year term until Ken Germann became the league head in 1974. Germann was the commissioner for 13 years and orchestrated the league's expansion to include women's athletics. In 1987, he was succeeded by Dave Hart, who oversaw the transfer of the league office from Charlotte, North Carolina, to Asheville, North Carolina.

Wright Waters succeeded Hart upon his retirement in 1991. Under Waters' leadership, the Southern Conference expanded to 12 members, added three women's sports and posted record revenue from the basketball tournament. Waters was followed by Alfred B. White in 1998. White, a veteran member of the NCAA office, introduced the current conference logo and elevated the conference's commitment to marketing and development of corporate partners. Danny Morrison, who would go on to be president of the Carolina Panthers, headed the conference from 2001-05 and orchestrated the league's move from Asheville to Spartanburg. Under Morrison's leadership, the conference increased its marketing and promotional efforts.

Championship history

Men's basketball was the first sport in which the conference held a championship. The league tournament is the nation's oldest, with the inaugural championship held in 1921 at Atlanta's City Auditorium and won by Kentucky. The tournament began Feb. 25, the same day that members of the Southern Intercollegiate Athletic Association met to discuss forming the new league that would become the Southern Conference. The following year, North Carolina won the first tournament after the formation of the league.

Commissioner Germann spearheaded the Southern Conference's expansion to include women's athletics during the 1983-84 season. That year, league women's championships were held in volleyball, basketball and tennis. Cross country joined the mix in 1985, outdoor track and field was added in 1987 and indoor and track and field followed in 1988. The conference instituted golf and softball championships in the spring of 1994 and added soccer in the fall of that year.

The Germann Cup, named in honor of the former commissioner, annually recognizes the top women's athletics programs in the conference. From their humble beginnings, women's athletics have become an integral part of the Southern Conference and its success.

The Southern Conference declares champions in 11 men's sports – football, soccer, cross country, basketball, indoor track and field, outdoor track and field, wrestling, baseball, lacrosse, tennis and golf – and nine women's sports – soccer, volleyball, cross country, basketball, indoor track and field, outdoor track and field, tennis, golf and softball. Rifle is a mixed sport.

Football

The Southern Conference has also excelled as the premier Football Championship Subdivision (FCS) conference. Former Southern Conference member Appalachian State won the three consecutive FCS titles from 2005-07, becoming the first team to do so. The league boasts more than 250 players who have garnered All-America recognition and numerous national player or coach of the year awards. The conference had at least one team in the top 10 of the final FCS poll for 28 consecutive years (1985-2012), with at least two teams finishing in the final poll in every season from 1982-2013. Mercer and VMI entered the FCS national rankings for the first time in program history in 2020-21, with the Keydets winning the league title for the first time since 1977 and making their first-ever appearance in the FCS playoffs. VMI and ETSU finished the season inside the national rankings, with the Bucs doing so for the second time in the last three seasons.

The Citadel, Samford, Chattanooga and Wofford each finished in the top 25 in 2016, giving the league four in the final poll for the first time since 2007.

SoCon members

- Alabama (1921-1932)
- Appalachian State (1971-2014)
- Auburn (1921-1932)
- College of Charleston (1998-2013)
- The Citadel (1936-present)**
- Clemson (1921-1953)
- Davidson (1936-1988, 1992-2014)
- Duke (1929-1953)
- East Carolina (1964-1977)
- ETSU (1978-2005, 2014-present)**
- Elon (2003-2014)
- Florida (1922-1932)
- Furman (1936-present)**
- George Washington (1941-1970)
- Georgia (1921-1932)
- Georgia Southern (1991-2014)
- Georgia Tech (1921-1932)
- Kentucky (1921-1932)
- Louisiana State (1922-1932)
- Marshall (1976-1997)
- Maryland (1921-1953)
- Mercer (2014-present)**
- Mississippi (1922-1932)
- Mississippi State (1921-1932)
- North Carolina (1921-1953)
- UNCG (1997-present)**
- NC State (1921-1953)
- Richmond (1936-1976)
- Samford (2008-present)**
- South Carolina (1922-1953)
- Tennessee (1921-1932)
- Chattanooga (1976-present)**
- Tulane (1922-1932)
- University of the South (1924-1932)
- Vanderbilt (1922-1932)
- Virginia (1921-1937)
- VMI (1923-2003, 2014-present)**
- Virginia Tech (1921-1965)
- Wake Forest (1936-1953)
- Washington & Lee (1921-1958)
- West Virginia (1950-1968)
- Western Carolina (1976-present)**
- William & Mary (1936-1977)
- Wofford (1997-present)**

Bold indicates current SoCon member.

The conference has placed multiple representatives in the FCS Playoffs in 31 of 37 seasons, with 16 championship game appearances and eight national titles. The Southern Conference has had at least one team reach the semifinals in 12 of the last 22 years and in 18 of the last 29 seasons.

In 2007, Appalachian State became the first FCS team to defeat a nationally ranked Football Bowl Subdivision (FBS) team, when the Mountaineers defeated No. 5 Michigan, 34-32, on Sept. 1 before a sellout crowd at Michigan Stadium. Georgia Southern, in its final game as a member of the Southern Conference, downed the SEC's Florida in Gainesville on Nov. 23, 2013. The league picked up two wins over FBS teams in 2015, with Furman downing UCF and The Citadel stunning South Carolina. The Bulldogs added another Power 5 conference win in 2019, taking down Georgia Tech in overtime, 27-24.

Prior to the conference's reclassification in 1981, Southern Conference football teams appeared in a total of 36 bowl games, posting a record of 16-18-2. From 1925-30, league schools won five football national championships in a six-year span. There are nearly 60 former Southern Conference players and

SOCON THE SOUTHERN CONFERENCE HISTORY

THE SOUTHERN CONFERENCE

coaches in the College Football Hall of Fame. One of the most recognizable of these names is former North Carolina running back Charlie "Choo Choo" Justice, who helped guide North Carolina to three bowl appearances. He was a first-team All-America selection and the Heisman Trophy runner-up in 1948 and 1949. In 1949, Justice earned first-team all-conference honors for the fourth consecutive season, becoming the first player in league history to achieve that feat. He was a member of the league's inaugural Hall of Fame Class in 2009.

Another of the league's football products that made it to the College Football Hall of Fame is Sam Huff of West Virginia. Huff was a three-year starter on both the offensive and defensive lines for the Mountaineers. In 1955, Huff earned first-team All-America honors on the field and was a first-team Academic All-American for his work in the classroom. He played 12 seasons in the National Football League for the New York Giants and the Washington Redskins. Also a member of the conference's first Hall of Fame class, he was a five-time All-Pro linebacker and is also a member of the Pro Football Hall of Fame.

Former Appalachian State coach Jerry Moore was enshrined in the College Football Hall of Fame in December 2014. The winningest coach in Appalachian State and Southern Conference history, Moore compiled a 215-87 record in his 24 seasons at Appalachian State (1989-2012), including 10 SoCon championships, 18 postseason appearances and an unprecedented three straight NCAA Division I FCS/IAA national titles (2005-07). He was the Eddie Robinson Award winner in 2006.

In 1999, Georgia Southern's Adrian Peterson captured the Walter Payton Award, presented annually to the Football Championship Subdivision's most outstanding offensive player. Peterson, a four-time All-American who finished his career as the NCAA Division I leader in rushing yards with 6,559, was inducted into the College Football Hall of Fame in December 2017.

Furman's Louis Ivory earned the Walter Payton Award in 2000, giving the SoCon consecutive winners, while Georgia Southern's Jayson Foster was presented with the 2007 trophy and Appalachian State quarterback Armanti Edwards became the first two-time winner in Payton Award history, claiming the honors in 2008 and 2009 to make it three consecutive years a SoCon player took home the award.



Former Chattanooga star Terrell Owens entered the Pro Football Hall of Fame in 2018. Owens returned to his alma mater to deliver his induction speech from the Mocs' McKenzie Arena.

Record-breaking quarterback Devlin Hodges of Samford became the Southern Conference's most recent Walter Payton Award winner in 2018, when the senior was also named the FCS ADA Offensive Player of the Year. The consensus All-American, who led the FCS in passing yards and completion percentage that season, wrapped up his career with FCS records for passing yardage (14,584), pass attempts and completions.

The league saw a pair of former players enter the Pro Football Hall of Fame in 2018, as former Chattanooga standout Terrell Owens and Marshall star Randy Moss, who enjoyed a record-breaking freshman year in the SoCon, earned the nod.

Appalachian State's Dexter Coakley was a three-time

all-conference selection and consensus All-American in 1994, '95 and '96 before going on to stardom with the Dallas Cowboys. Coakley won a pair of Buck Buchanan Awards, given to Football Championship Subdivision's top defensive player each year.

In 2020-21, VMI coach Scott Wachenheim became the Southern Conference's fifth winner of the Eddie Robinson Award, joining The Citadel's Charlie Taaffe (1992), Georgia Southern's Paul Johnson (1998), Wofford's Mike Ayers (2003) and App State's Moore (2006).


Western Carolina's David Patten and Appalachian State's Matt Stevens were both members of the New England Patriots' Super Bowl champion team in 2002 and Patten also earned Super Bowl rings with the Patriots in 2004 and '05. Appalachian State's Daniel Kilgore appeared in Super Bowl XLVII for the San Francisco 49ers in 2013 and was a member of the Kansas City Chiefs' Super Bowl LV squad in 2021. Chattanooga's Keionta Davis was a member of the Patriots' organization for New England's appearance in Super Bowl LII in 2018, while Davis and Western Carolina's Keion Crossen were teammates for the Super Bowl LIII-winning Patriots in 2019. Former Samford safety Jaquiski Tarrt played in Super Bowl LIV for the 49ers in 2020.

Basketball

The 2020 edition of the conference tournament was the 100th in league history. Top-seeded ETSU downed Wofford 72-58 in the historic title game.

Not only was the Southern Conference tournament the first of its kind, but the league also helped change the face of college basketball. In 1980, the league began a season-long experiment with a 22-foot 3-point field goal with the approval of the NCAA Rules Committee. Ronnie Carr of Western Carolina made the first 3-point field goal in college basketball history in a game against Middle Tennessee State on Nov. 29, 1980.

Another college basketball tradition that originated in the Southern Conference is the traditional cutting of the nets by the winning team in important tournaments. According to USA Today, the practice of net-cutting originated in 1947 with NC State head coach Everett Case. As a first-year head coach,



The Atlanta Memorial Auditorium was the site for the first Southern Conference Basketball Championship in 1921. The SoCon basketball tournament is the longest-running of its kind in college basketball history.

#SoConHoops

Case led the Wolfpack to the Southern Conference tournament title. Case celebrated by claiming the nets as souvenirs to commemorate the event. Basketball coaching legend Red Auerbach gave credit to former George Washington coach Bill Reinhart, who coached in the conference for nearly 30 years, as one of the originators of the modern fast break.

West Virginia's 10 tournament championships rank as the second-most in league history behind Davidson's 12. The Mountaineers were led by the incomparable Jerry West from 1958 through 1960. West, a two-time All-America selection, spurred West Virginia to the Final Four in 1959. The Mountaineers lost in the championship game that season to California, 71-70, but West earned Final Four Most Valuable Player honors. West was a three-time Southern Conference tournament MVP, a two-time league regular-season MVP, and was twice named the conference's Athlete of the Year. He went on to a spectacular career with the Los Angeles Lakers of the National Basketball Association and was inducted into the Naismith Memorial Basketball Hall of Fame in 1979. A 14-time NBA All-Star while with the Lakers, it is West whose silhouette comprises the NBA's globally recognized logo.

Frank Selvy set the NCAA record for points in a game while at Furman. On Feb. 13, 1954, the senior scored 100 points in a game against Newberry, a record that still stands. Selvy was the Southern Conference Most Valuable Player in 1953 and 1954 and the league's Athlete of the Year in 1954. He went on to a 10-year career in the NBA. Selvy and his former Lakers teammate West were both enshrined in the league's Hall of Fame in 2009.

Rod Hundley was another West Virginia star during the 1950s. "Hot Rod" made a name for himself as one of the most spectacular players to tour the league during his era. Hundley averaged 24.5 points per game in his three seasons as a Mountaineer and was an all-conference and all-tournament performer in each of those three years. After being named the Southern Conference Most Valuable Player and Athlete of the Year as a senior in 1957, he was the first player selected in the NBA Draft that year and enjoyed a six-year career in that league. He was inducted into the SoCon Hall of Fame in 2010. Rod Thorn was yet another Mountaineer to earn inclusion in the SoCon Hall of Fame, as he was inducted in 2020. A two-time league athlete of the year, Thorn was the No. 2 selection in the 1963 NBA Draft, enjoying an eight-year playing career before transitioning to coaching and then the front office. He was elected to the Naismith Memorial Basketball Hall of Fame as an executive and a contributor in 2018.

ETSU's Keith "Mister" Jennings made his mark on the college basketball world in the early 1990s. Despite standing less than 6 feet tall, Jennings was a two-time all-conference choice and the league's Player of the Year and Athlete of the Year in 1991. Jennings played with the Golden State Warriors of the NBA and was inducted into the SoCon Hall of Fame in 2016.

Besides West Virginia's team in 1959, the Southern Conference has been represented in the Final Four on two other occasions. North Carolina advanced to the NCAA championship game in 1943 before falling 43-40 to Oklahoma State. NC State finished third in the tournament in 1950.

Davidson continued the record of success by advancing to the NCAA tournament's Elite Eight in 2008 as coach Bob McKillop's Wildcats came within a basket of making the Final Four behind the play of sophomore guard Stephen Curry. Curry, a two-time SoCon Male Athlete of the Year winner, led the nation in scoring as a junior at 28.6 points per game and has gone on to star for the NBA's Golden State Warriors, earning league MVP honors twice and leading the Warriors to NBA titles in 2015, 2017 and 2018. He was also inducted into the SoCon Hall of Fame in 2016.

The Southern Conference was back in the national

spotlight in 2018-19, with Furman and Wofford both spending time in the national rankings to give the league multiple ranked teams in the same season for the first time since 1960. Both squads earned their first-ever rankings from the Associated Press that season, with the Terriers riding a 20-game winning streak into the NCAA tournament before picking up a first-round win over Seton Hall, their first in school history in NCAA postseason play. Wofford's Fletcher Magee would set the NCAA Division I career record for 3-pointers made in that first-round win, finishing his career with 509.

In 2019-20, ETSU would go 30-4 overall en route to SoCon regular-season and tournament titles, becoming just the fourth team in league history to reach the 30-win plateau. The Bucs joined the 1945-46 North Carolina (30-5), 1950-51 NC State (30-7) and 2018-19 Wofford (30-5) squads in the exclusive club.

The league's ascent continued in 2020-21, as SoCon squads combined to finish in the RPI and 10th in the NET Rankings. Six of the conference's 10 squads were ranked in the Collegen Insider.com Mid-Major Top 25 for at least three weeks of the season.

Women's basketball competition began in the Southern Conference in 1983-84 with seven teams. In the sport's history, eight schools have won the league's tournament at least once, with Chattanooga winning 18 and Appalachian State owning six titles. UNCG won the 1998 tournament as head coach Lynne Agee – who in 2020 became the first UNCG representative in the SoCon Hall of Fame – became the first coach to take a team to the NCAA tournament in all three divisions. In 2001, Chattanooga head coach Wes Moore became the first coach in NCAA history to take three different teams to the NCAA tournament in all three divisions. After Moore's departure to helm NC State following the 2012-13 season, Chattanooga hired coach Jim Foster, who was inducted into the Women's Basketball Hall of Fame in June 2013.

Since 1984, 10 different teams have claimed at least a share of the regular-season crown. Chattanooga has the most overall titles with 22, nine of them shared. Chattanooga also owns the most outright championships with 13. Mercer won its third SoCon tournament title in four seasons in 2021.

In 2018, Mercer guard Kahlia Lawrence became the only player in SoCon history to win the Player of the Year award three times. Only six others have done it twice: ETSU's DeShawne Blocker (1993 and 1995), Furman's Jackie Smith (1998 and 1999), Chattanooga's Damita Bullock (2000 and 2001), Alex Anderson (2007 and 2008) and Shanara Hollinquest (2009 and 2010) and Davidson's Sophia Aleksandravicius (2012 and 2013).

Other sports

In baseball, Wake Forest advanced to the championship game of the NCAA College World Series in 1949. The Citadel made history in 1990 by becoming the first military school to make an appearance at the College World Series. The Bulldogs were joined that season at the College World Series by future conference member Georgia Southern.

One of the Southern Conference's more famous baseball alums is Duke's Dick Groat. The Blue Devil shortstop, who was also a basketball standout, was the conference's Athlete of the Year in 1951 and 1952. He went on to a 14-year career in the major leagues and was named the National League MVP in 1960 after leading the league with a .325 batting average for the World Series champion Pittsburgh Pirates.

Among Southern Conference alums to grace Major League Baseball fields have been Atlee Hammaker (ETSU), Jeff Montgomery (Marshall), Mike Ramsey (Appalachian State) and Wayne Tolleson (Western Carolina). Other SoCon players to go on to play in the major leagues include third baseman Dallas McPherson (The Citadel), who played for the Anaheim/Los Angeles Angels, the Florida Marlins and

the Chicago White Sox; pitchers Britt Reames (The Citadel) and Ryan Glynn (VMI), who both pitched with the Oakland A's in 2005; Furman's Tom Mastny, a pitcher with the Cleveland Indians (2007); College of Charleston's Graham Godfrey, who pitched for Oakland in 2011 and 2012; Georgia Southern's Everett Teaford, a pitcher with Kansas City from 2011-13; The Citadel's Chris McGuinness, who made his MLB debut with the Texas Rangers in 2013; and Western Carolina's Jared Burton, who played for Cincinnati and Minnesota in a career that spanned seven years (2007-14). The Catamounts' Tyler White, who made his MLB debut with the Houston Astros in April 2016, earned a World Series ring in 2017.

Several other SoCon alumni have played in the majors in the last decade, including College of Charleston's Brett Gardner, who earned a World Series ring with the New York Yankees in 2009, and Michael Kohn (Atlanta Braves); The Citadel's Asher Wojciechowski (Houston Astros); Western Carolina right-handed pitcher Greg Holland, a three-time All-Star who helped the Kansas City Royals to the 2014 AL pennant and their first World Series appearance since 1985, saving Game 3; and Wofford's John Cornely, who debuted with the Atlanta Braves in April 2015. Three SoCon alums made their debuts in 2017: Samford's Phillip Ervin with the Cincinnati Reds, UNCG's Max Povse with the Seattle Mariners and Elon's John Brebbia with the St. Louis Cardinals. Most recently, former UNCG pitcher Andrew Wantz was called up by the Los Angeles Angels in July 2021.

In the summer of 2016, Mercer's Kyle Lewis made league history, becoming the highest-ever SoCon draft pick when he was selected 11th overall by the Seattle Mariners in the MLB First-Year Player Draft. The SoCon's first Golden Spikes Award winner, Lewis was a starter for the All-Star Futures Game in 2018 and made his major league debut on Sept. 10, 2019, with a home run off Trevor Bauer of the Cincinnati Reds. He would go on to be the unanimous winner of the American League Rookie of the Year award in 2020, claiming all 30 first-place votes from the Baseball Writers' Association of America.

Legendary golfer Arnold Palmer competed under the Southern Conference banner as a collegian at Wake Forest. He took medalist honors at the Southern Conference tournament in 1948 and 1949 and was the tournament's runner-up in 1950. Palmer was the medalist at the NCAA Golf Championships in 1949 and 1950. He went on to become one of the most accomplished golfers to play on the professional tour. Palmer won 62 tournaments while competing on the PGA Tour and added 10 more victories as a member of the Senior PGA Tour. A member of the SoCon Hall of Fame, he won eight major championships – four Masters, two British Opens, one U.S. Open and one U.S. Amateur.

Chattanooga's Stephen Jaeger was the 2012



Appalachian State's Mary Jayne Harrelson was the NCAA champion in the 1,500 meters in 1999 and 2001. She was inducted into the SoCon Hall of Fame in 2010.


champion at the NCAA Bowling Green Regional and has played in a pair of U.S. Opens, in 2015 and 2017. Chattanooga's Steven Fox won the U.S. Amateur in 2012, going on to play in the 2013 Masters, U.S. Open and Arnold Palmer Invitational, among other PGA Tour events. ETSU's Adrian Meronk represented Europe in the Palmer Cup in 2015 and 2016, becoming the first Polish player to do so, and helped the European side to the title in 2016. He would go on to be the first Polish men's golfer in Olympic history at the 2020 Tokyo Games. Wofford alum William McGirt won the Memorial Tournament in June 2016 for his first PGA Tour win, while Western Carolina's J.T. Poston, a two-time SoCon medalist and now a PGA TOUR member, made his major debut at the U.S. Open in June 2017 and won his first professional tournament in 2019, claiming the Wyndham Championship.

Furman golfer Dottie Pepper was named the Southern Conference Women's Athlete of the Decade in the 1980s and was honored as part of the league's 25th anniversary of women's championships celebration in 2007-08. The Paladins' Brandi Jackson won the NCAA Women's Golf East Regional in the spring of 2003, and Furman's Natalie Srinivasan was named the WGCA PING National Player of the Year and won the ANNIKA Award and the inaugural Juli Inkster Senior Award in 2020. Chattanooga women's golf alumna Christine Wolf represented her native Austria at the Tokyo Olympics.

In track and field, Appalachian State's Mary Jayne Harrelson won NCAA outdoor titles in the 1,500-meter run in 1999 and 2001, while UNCG's Paul Chelimo posted runner-up finishes in the outdoor 5,000 meters in 2012 and 2013. Chelimo won a silver medal for the United States in the 5,000 meters at the Olympic Games in Rio in the summer of 2016 and competed in the event again at the Tokyo Olympics. Samford's Karisa Nelson made history in March 2017, becoming the Bulldogs' first Division I national champion when she won the mile run at the NCAA indoor championships.

Coaches and administrators

The Southern Conference has also been a breeding ground for some of college athletics' most recognized coaches and administrators.



The SoCon's eight FCS national titles, including the 1999 and 2000 championships Georgia Southern won under the leadership of former coach Paul Johnson, are second-most in Division I history.

Legendary basketball coaches Adolph Rupp of Kentucky and Everett Case of NC State both worked the sidelines in the Southern Conference. Rupp guided the Wildcats to a 30-5 mark during the 1931 and 1932 seasons. Yet, for all his coaching accomplishments, Rupp never led Kentucky to a Southern Conference tournament championship. Case mentored the Wolfpack to six consecutive Southern Conference tournament championships from 1947 through 1952.

West Virginia's Fred Schaus, who was named the Southern Conference Coach of the Year four times from 1954-60 and led the Mountaineers to SoCon tournament titles in all six seasons, would go on to

be the first head coach of the Los Angeles Lakers after the team relocated from Minneapolis.

Lefty Driesell coached Davidson to Southern Conference tournament championships in 1966, 1968 and 1969. Driesell also won the league's Coach of the Year award four straight times from 1963-66. Former Georgia Tech coach Bobby Cremins earned league Coach of the Year honors three times in the late '70s and early '80s while at Appalachian State and again in 2010-11 as the head coach at the College of Charleston.

Terry Holland saw his basketball coaching career take off at Davidson when he returned to his alma mater in 1970. Holland was honored as the Southern Conference Coach of the Year for three consecutive seasons from 1970-72 and led the Wildcats to the conference tournament title and an appearance in the NCAA tournament in 1970. J. Dallas Shirley, a member of the Basketball Hall of Fame, spent 21 years as the assistant to the commissioner and supervisor of officials in the Southern Conference. He also served as president of the International Association of Basketball Officials and the United States Olympic Basketball Committee.

The legendary Paul "Bear" Bryant got his coaching start in the Southern Conference as he guided the Maryland Terrapins in 1945. Another famous Southern Conference football coach is the late Frank Howard of Clemson, who guided the Tigers as a league member from 1940-52. The incomparable Howard won 69 Southern Conference games.

The Southern Conference has been represented on the sidelines at seven Super Bowls in the past two and a half decades. Bobby Ross, who piloted the San Diego Chargers to the 1996 Super Bowl, was the head coach at The Citadel from 1973-77. Former Buffalo Bills head coach Marv Levy, who coached the Bills in four Super Bowls, directed former league member William & Mary from 1964-68 and was succeeded there by Lou Holtz. The Carolina Panthers, then owned by Wofford alum Jerry Richardson and with former Wofford athletic director and SoCon commissioner Danny Morrison serving as team president, played in Super Bowl 50.

Significant dates in league history

- Feb. 25-26, 1921: Representatives of Alabama, Auburn, Clemson, Georgia, Georgia Tech, Kentucky, Maryland, Mississippi State, North Carolina, NC State, Tennessee, Virginia, Virginia Tech and Washington & Lee meet in Atlanta, Ga., to form the Southern Intercollegiate Conference.
- Dec. 7-8, 1922: At the league's annual meeting in Washington, D.C., the name of the organization is officially changed to the Southern Conference. S.V. Sanford of Georgia is selected as the conference's first president.
- Dec. 8-10, 1932: At the annual meeting in Knoxville, Tenn., Alabama, Auburn, Florida, Georgia, Georgia Tech, Kentucky, Louisiana State, Mississippi, Mississippi State, University of the South, Tennessee, Tulane and Vanderbilt withdraw to form the Southeastern Conference.
- Dec. 8, 1950: Wallace Wade, who just completed a 16-year term as Duke's head football coach, is named the first commissioner of the Southern Conference. The commissioner's office is opened in Durham, N.C., on Jan. 1, 1951.
- May 8, 1953: Seven members – Clemson, Duke, Maryland, North Carolina, NC State, South Carolina and Wake Forest – withdraw to form the Atlantic Coast Conference.
- Nov. 29, 1980: At the request of the NCAA Basketball Rules Committee, the Southern Conference begins a season-long experiment with a 22-foot 3-point field goal, thus becoming the first conference to employ that rule. Ronnie Carr of Western Carolina makes the first 3-point field goal in college basketball history in a game against Middle Tennessee State.
- Dec. 3-4, 1981: The NCAA, at its fourth special convention in St. Louis, Mo., restructures I-A football. As a result, the Southern Conference's eight Division I-A football playing members are reclassified to Division I-AA.
- June 6, 1983: At a special meeting of the Southern Conference in Myrtle Beach, S.C., the league formalizes women's varsity competition in basketball and volleyball beginning with the 1983-84 season. The executive committee also approves pilot women's championships in tennis and golf for 1983-84.
- Dec. 18-19, 1995: The conference announces that the College of Charleston, University of North Carolina at Greensboro and Wofford College have accepted invitations to join the league.
- July 1, 2003: Elon University officially joins the league. VMI departs to join the Big South.
- July 1, 2008: Samford University officially joins the league.
- July 1, 2014: East Tennessee State University, Mercer University and VMI join the league. Appalachian State, Davidson, Elon and Georgia Southern depart.

THE SOUTHERN CONFERENCE

Preparing student-athletes for life's challenges since 1921

Academics-Oriented

- The SoCon has consistently ranked in the NCAA's top 10 in the Academic Progress Rate (APR), the NCAA's best indicator of graduation rates.
- Nearly 50 percent of all SoCon student-athletes earn all-academic honors (3.0 GPA or better).

Community-Based

- Our student-athletes have a presence in the community and participate in many local charities, youth and educational initiatives.
- The SoCon and the Asheville-Buncombe Regional Sports Commission support a number of programs aimed at providing individuals and groups in the Western North Carolina area with assistance and allowing them to attend designated sessions of the Ingles SoCon Basketball Championships presented by General Shale Brick free of charge. Community initiatives at the basketball tournaments include: Education Days; the Downtown Dribble and KidsFest presented by Champion Credit Union; SoCon Morning/Afternoon Out; the Teddy Bear Toss; Hometown Heroes Night; and the Wounded Warrior Project.

Competitive Athletics

- SoCon teams are highly competitive regionally and nationally.
- In the past 10 years, football, volleyball, baseball, men's soccer and men's golf have all earned at-large team selections to NCAA postseason tournaments in addition to the league's automatic berths.
- SoCon teams have won eight FCS football titles, second-most in NCAA history.

Diversity

- This is a conference that takes great pride in the diversity of its institutions.
- The SoCon consists of 10 members in six states, including four private institutions and six state institutions, two of which are military colleges.

Geographic Integrity

- The SoCon believes in the value of a geographic footprint that minimizes missed class time and maximizes fan travel to away contests.
- The league extends across six contiguous states but still has a footprint that permits bus trips from one end of the conference to the other.

History & Tradition

- The SoCon is the fifth-oldest Division I conference in America.
- Great coaches and athletes from different eras have competed in the Southern Conference, from Bear Bryant to Lou Holtz, from Sam Huff to Terrell Owens, from Jerry West to Stephen Curry.

Sportsmanship

- For more than 30 years, the SoCon has presented an annual award to the program that displays the finest level of sportsmanship in the conference as voted upon by its peers.

Student-Athlete Experience

- SoCon championships are conducted in a way to provide a memorable and positive experience for all participants.
- Scheduling decisions and tournament bracket formats determined by administrators and coaches consistently factor in the effect on the individual student-athlete and avoidance of missed class time.

Southern Conference Hall of Fame Inductees

Class of 2009

Name	School	Sport(s)	Years
Megan Dunigan	Furman	Tennis	1999-02
Dick Groat	Duke	Basketball, Baseball	1949-52
Sam Huff	West Virginia	Football	1952-55
Charlie "Choo Choo" Justice	North Carolina	Football	1946-49
Melissa Morrison Howard	Appalachian State	Track & Field	1989-93
Arnold Palmer	Wake Forest	Golf	1948-50, 53-54
Adrian Peterson	Georgia Southern	Football	1998-01
Frank Selvy	Furman	Basketball	1951-54
Jerry West	West Virginia	Basketball	1956-60
Valorie Whiteside	Appalachian State	Basketball	1984-88

Class of 2010

Everett Case	North Carolina State	Basketball	1946-64
Mary Jayne (Harrelson) Reeves	Appalachian State	Cross Country, Track & Field	1996-2001
Fred Hetzel	Davidson	Basketball	1962-65
"Hot" Rod Hundley	West Virginia	Basketball	1954-57
Banks McFadden	Clemson	Football, Basketball, Track	1937-40
Wallace Wade	Alabama, Duke, SoCon	Football, Administration	1923-60
*J. Dallas Shirley	SoCon	Officiating, Administration	1967-88

Class of 2011

Dexter Coakley	Appalachian State	Football	1993-96
Lefty Driesell	Davidson	Basketball	1960-69
Regina Kirk	Chattanooga	Basketball	1985-88
Robert Neyland	Tennessee	Football	1926-52
Vic Seixas	North Carolina	Tennis	1947-49
Shannon Wommack	Chattanooga	Cross Country, Track & Field	2001-06

Class of 2012

Angie Barker	ETSU	Track & Field	1987-89
Percy Beard	Auburn	Track & Field	1926-29
*Jim Burch	SoCon	Officiating, Administration	1967-2011
Dick Modzelewski	Maryland	Football	1949-52
Paul Scarpa	Furman	Tennis	1967-2011

Class of 2014

Rushia Brown	Furman	Women's Basketball	1990-94
Eddie Cameron	Duke	Men's Basketball, Football	1929-45
Clint Dempsey	Furman	Men's Soccer	2001-03
Jerry Moore	Appalachian State	Football	1989-2012
Charlie Teague	Wake Forest	Baseball	1947-50

Class of 2016

Stephen Curry	Davidson	Men's Basketball	2006-09
Armani Edwards	Appalachian State	Football	2006-09
Brad Faxon	Furman	Men's Golf	1979-83
Keith "Mister" Jennings	ETSU	Men's Basketball	1987-91
Karen Pelphrey	Marshall	Women's Basketball	1983-86

Class of 2018

Mike Ayers	ETSU/Wofford	Football	1985-2017
Ron Carter	VMI	Men's Basketball	1975-78
Susan Gardner Mayhorn	Western Carolina	Women's Track & Field/Cross Country	1989-93
Chal Port	The Citadel	Baseball	1965-91
*Les Robinson	The Citadel/ETSU	Men's Basketball/Administration	1974-90, 2000-08
Debbie Southern	Furman	Women's Tennis	1985-2015

Class of 2020

Lynne Agee	UNCG	Women's Basketball	1981-2011
Eric Breitenstein	Wofford	Football	2008-12
Terrell Owens	Chattanooga	Football/Men's Basketball/Men's Track & Field	1992-95
Rod Thorn	West Virginia	Men's Basketball/Baseball	1960-63
Wayne Tolleson	Western Carolina	Baseball/Football	1974-78

Class of 2022

DeShawne Blocker	ETSU	Women's Basketball	1991-95
Anita Buggins	Georgia Southern	Women's Tennis	1994-98
Michelle Fuzzard LaCourse	Chattanooga	Softball	2008-12
Clyde Mayes	Furman	Men's Basketball	1972-75
Kirk Roach	Western Carolina	Football	1984-87

* - Special contributor

THE SOCON HALL OF FAME




The Inaugural Southern Conference Hall of Fame class at the induction ceremony, May 4, 2009: (from left to right) Sam Huff, Megan Dunigan, Valorie Whiteside, Melissa Morrison Howard, Frank Selvy, Barbara Crews (daughter of the late Charlie Justice), Dick Groat, Adrian Peterson and Jerry West. Not pictured: Arnold Palmer.



Wake Forest golf great Arnold Palmer (left) was a member of the inaugural class in 2009.



Davidson's Fred Hetzel (left) received his Hall of Fame plaque from SoCon Commissioner John Iamarino in Hilton Head Island, S.C., on June 1, 2010. Wimbledon and U.S. Open tennis champion Vic Seixas of North Carolina (right) was inducted in 2011.



Furman's Paul Scarpa; ETSU's Angie Barker; SoCon Commissioner John Iamarino, who accepted the honor on behalf of Maryland's Dick Modzelewski; special contributor Jim Burch; and Pat Beard, son of posthumous inductee Percy Beard of Auburn, at the 2012 induction ceremony.



Appalachian State's Jerry Moore (second from left) and Furman's Rushia Brown (far right) were among the five honored in the 2014 class. Duke's Eddie Cameron, whose family accepted the award on his behalf (center), and Wake Forest's Charlie Teague were honored posthumously. Furman's Clint Dempsey was unable to attend the ceremony.



MICHAEL CROSS COMMISSIONER

Michael "M.C." Cross, Ph.D., began his tenure as the 10th commissioner in Southern Conference history on July 1, 2023.

A nearly 30-year veteran of athletic administration, Cross came to the SoCon from the Knight Commission on Intercollegiate Athletics after previous stops at Penn State, Bradley, Princeton and Michigan.

Cross served as the managing director for communication and policy for the Knight Commission on Intercollegiate Athletics. There, he coordinated the Knight Commission's College Sports Governance and Structure Committee and efforts of the communications team.

From 2015-23, Cross was at Penn State, where he was the sport administrator for numerous programs, including the Nittany Lions' nationally ranked men's and women's hockey teams. He was also responsible for new business development, identifying, screening and advancing revenue-generating opportunities to provide resources for Intercollegiate Athletics. Additionally, he served as an Executive Committee member on the Penn State Center for the Study of Sport in Society board since its inception in 2016.

Prior to his stint at Penn State, Cross was the director of athletics at Bradley University from January 2010 to March 2015. He oversaw the opening and dedication of Renaissance Coliseum, a \$50 million, 4,200-seat arena that is home to Bradley's athletics department and teams.

During his tenure, Cross negotiated the department's first multimedia rights agreement that increased corporate sponsorship revenue to an institutional record of nearly \$1.1 million; instituted a coherent branding strategy, style guide and new mascot for the department; signed Bradley's first-ever all-sports apparel deal with adidas; implemented a courtside seating plan for men's basketball that created \$100,000 in new annual revenue; and reinstated men's indoor and outdoor track after a nearly 20-year hiatus.

Cross spent over 10 years at Princeton in a variety of roles before moving to Bradley. He started at Princeton as assistant director of athletics for compliance in July 1999, working his way up to executive associate director of athletics in July 2006, a role he held for over three years. Cross also served as the acting director of athletics for a five-month period during that time.

During his tenure at Princeton, Cross concurrently served as the commissioner of the Collegiate Sprint Football League from 2003-07.

Cross began his career at Michigan, serving as a graduate assistant before earning a full-time post as an NCAA certification assistant. He was an assistant director of compliance for the final two years of his tenure.

Cross was the co-founder of Athlete Viewpoint, a technology-based survey tool and data analytics platform designed for athletic directors to fully understand the experience of their student-athletes to inform decision making, strategic planning, and quality control for every aspect of an athletic department. The company was acquired by Game Plan in 2021.

A native of Hamburg, New York, Cross is a former basketball student-athlete and a two-time graduate of the State University of New York at Buffalo, earning an undergraduate degree in economics in 1991 and a master's degree in college counseling in 1993. He would go on to earn a doctorate in higher education administration from the University of Michigan in 1999.

Cross and his wife, Jennifer, have two adult sons, Aidan and Nathan.



Cross At-A-Glance

HOMETOWN:

Hamburg, N.Y.

EDUCATION:

B.A., Buffalo, 1991
M.S., Buffalo, 1993
PhD., Michigan, 1999


EXPERIENCE:

Michigan GA, NCAA certification assistant and assistant director of compliance, 1994-99
Assistant director of athletics for compliance, Princeton, 1999-06
Commissioner of the Collegiate Sprint Football League, 2003-07
Executive Associate Director of Athletics, Princeton, 2006-09
Director of Athletics, Bradley, 2010-15
Sports Admin, Penn State, 2015-23
Managing director for communication, Knight Commission, 2023
Commissioner, Southern Conference, 2023-present

THE SOUTHERN CONFERENCE STAFF



Geoff Cabe
Senior Associate
Commissioner



Terri Brne
Associate
Commissioner



Doug King
Associate Commissioner
for Compliance



Jason Yaman
Associate
Commissioner



Sean Diminick
Assistant Commissioner
for Championships



Paul Lollis
Associate Commissioner
for Video Productions



Kiersten Foust
Director of
Creative Services



Ralan Wardlaw
Director of
Media Relations



Kayla Kinsey
Director of
Conference Operations



Caroline Taylor
General Manager, SoCon
Sports Properties



Caroline Reese
Championships
Assistant



Anna Brinkman
Media Relations
Assistant

THE SOUTHERN CONFERENCE STAFF DIRECTORY

702 N. Pine St.; Spartanburg, SC 29303
Administrative FAX 864-591-4282

Office phone 864-591-5100
Media relations FAX 864-591-3448

Position	Name	Email	Extension
Commissioner	Michael Cross	mc@socon.org	
Senior Associate Commissioner	Geoff Cabe	gcabe@socon.org	205
Associate Commissioner	Terri Brne	tbrne@socon.org	204
Associate Commissioner for Compliance	Doug King	dking@socon.org	203
Associate Commissioner	Jason Yaman	jyaman@socon.org	209
Associate Commissioner for Championships	Sean Diminick	sdiminick@socon.org	207
Associate Commissioner for Video Productions	Paul Lollis	plollis@socon.org	202
Director of Creative Services	Kiersten Foust	kfoust@socon.org	208
Director of Media Relations	Ralan Wardlaw	rwardlaw@socon.org	213
Director of Conference Operations	Kayla Kinsey	kkinsey@socon.org	200
General Manager, SoCon Sports Properties	Caroline Taylor	ctaylor@socon.org	
Championships Assistant	Caroline Reese	creese@socon.org	
Media Relations Assistant	Anna Brinkman	abrinkman@socon.org	



The Southern Conference
702 N. Pine Street
Spartanburg, S.C. 29303
www.SoConSports.com

Press releases

The Southern Conference utilizes email and the league's website (www.SoConSports.com) to distribute information, press releases, notes and statistics. If you wish to be added to the distribution list, please contact a member of the media relations staff.

ESPN

In the fall of 2020, The Southern Conference reached a new six-year agreement with ESPN and ESPN+ through the 2025-26 academic year that features even more conference games across ESPN networks, as well as an increased presence across ESPN Digital platforms. As part of the new pact, there is an increase in The SoCon men's basketball regular-season home telecasts that will air on an ESPN network each year, as well as an expanded men's basketball tournament broadcast schedule that will include both the semifinals and championship game over the six years. All other live digital events produced by The SoCon – including football and men's basketball – will stream on either ESPN+ or ESPN3. In all, an estimated 4,200 SoCon events will be available on ESPN Digital platforms throughout the six-year agreement.

The SoCon Players of the Week

The Southern Conference selects players of the week throughout the season. The honorees will be announced on Tuesdays and will be available on the conference's website (www.SoConSports.com) or by contacting the conference office.

Postseason awards

Following the conclusion of the regular season, voting is conducted on the all-conference teams by both the league's coaches and members of The Southern Conference Sports Media Association (SCSMA). The coaches select a first and second team and an all-defensive team, each of which includes five players. The media selects a first, second and third team of five players each. Both groups select a Player of the Year, Freshman of the Year, Coach of the Year and an all-freshman team, while the coaches also tab a Defensive Player of the Year.

The Southern Conference Media Relations Staff



Ralan Wardlaw
Assistant Director of Media Relations
Office: 864-591-5100
Cell: 864-941-6276
Fax: 864-591-3448
rwardlaw@socon.org

Responsibilities:
Football, Women's Soccer, Volleyball, Women's Golf, Men's Golf, Men's Basketball, Wrestling, Softball



Anna Brinkman
Media Relations Assistant
Office: 864-591-5100
Cell: 864-906-9646
Fax: 864-591-3448
abrinkman@socon.org

Responsibilities:
Men's Soccer, Cross Country, Women's Basketball, Rifle, Indoor and Outdoor Track and Field, Men's and Women's Tennis

The Southern Conference on the Web

Visit The Southern Conference's official website at www.SoConSports.com. Information related to women's basketball and the conference's other 20 sports can be found on the site, including up-to-date statistics, standings, weekly releases and game recaps. Video streaming of select championships and regular-season contests is also available.

The Southern Conference Sports Media Association (SCSMA)

The Southern Conference Sports Media Association (SCSMA) is an independent organization of conference sportswriters, sportscasters and media relations staff who further the institutions that comprise the Southern Conference. The organization annually selects and recognizes all-conference football, men's and women's basketball and baseball teams as well as coach of the year, player of the year and freshman of the year for each sport. The organization also works toward the best interests of its members to increase knowledge and prestige of the league.

SoCon Women's Basketball Media Relations Directory

School	Website	Media Relations	Email	Office Phone	Press Row Phone
ETSU	ETSUBucs.com	Kevin Brown	brownk@etsu.edu	(423) 439-4220	616-755-4840
Furman	FurmanPaladins.com	Hunter Reid	hunter.reid@furman.edu	864-294-2061	864-294-3620
Mercer	MercerBears.com	Brian Magnus	magnus_bt@mercer.edu	478-301-5218	404-915-1385
UNCG	UNCGSpartans.com	Emma White	eawhite5@uncg.edu	704-402-0374	336-334-3270
Samford	SamfordSports.com	Joey Mullins	jmmulli1@samford.edu	205-726-2799	205-726-2377
Chattanooga	GoMocs.com	Zane Goedderz	zane-goedderz@utc.edu	423-425-5739	423-756-5476
Western Carolina	CatamountSports.com	Greg Hartlage	ghartlage@email.wcu.edu	(828) 227-2336	828-227-2129
Wofford	WoffordTerriers.com	Wyatt Streett	streettwd@wofford.edu	864-597-4098	864-597-4487
Southern Conference	SoConSports.com	Anna Brinkman	abrinkman@socon.org	864-591-5100	n/a



WHO'S GOT NXT?

THE NEXT EVOLUTION OF THE GAME IS HERE.
THE NEW WILSON EVO NXT BASKETBALL.



 @WILSONBASKETBALL





HEAD COACH BRENDA MOCK BROWN



Alma mater: Wake Forest, 2002
Hometown:..... Waynesville, N.C.
Career record (years):..... 142-146 (9)
School record (years):..... 25-10 (1)
SoCon record (years):..... 9-5 (1)
SoCon Championship record (appearances):..... 1-1 (1)
NCAA appearances:..... 2
Assistant coaches
 Jackie Alexander..... 3rd season (Univ. of the Cumberlands, 2014)
 Joe Silvestri..... 3rd season (Central Florida, 2012)
 Eric Garcia..... 1st season (University of Texas Pan-American in 2013)



COURTNEY MOORE
Senior • Guard
6.8 ppg, 1.3 rpg in 2022-23

2023-24 BUCS ROSTER

NO.	NAME	POS.	HT.	YR.	HOMETOWN (PREVIOUS SCHOOL)
0	Nevaeh Brown	G	5-9	Jr.	Charlotte, N.C. / Northwest Florida State
1	Lyndie Ramsey	G	5-8	Fr.	Elizabethton, Tenn. / Unaka High School
2	Journee McDaniel	G	5-9	So.	New Bern, N.C. / Farmville Central High School
3	Brecken Snotherly	G	5-9	Fr.	Franklinville, N.C. / Eastern Randolph High School
4	Meleah Kirtner	G	5-10	Jr.	Wytheville, Va. / Wythe High School
5	Jaileah Cotton	G	5-6	So.	Bardstown, Ky. / Bardstown High School
10	Courtney Moore	G	5-7	Sr.	Gainesville, Fla. / PK Yonge Developmental Research School
11	Breanne Beatty	G	5-8	Gr.	Worthington, Ohio / Oakland
12	Kendall Folley	G	5-7	Jr.	Lebanon, Ohio / Oakland
14	Jayla Ruffus-Milner	G	5-10	Gr.	North Hills, Calif / Pepperdine
15	Samiah Puckett	F	6-3	Fr.	Griffin, Ga. / Griffin High School
20	Meghan Downing	F	6-2	So.	New Madison, Ohio / Tri-Village High School
23	Sarah Thompson	G	5-7	Jr.	Gate City, Va. / Gate City High School
24	Jakhya Davis	C	6-3	Sr.	Knoxville, Tenn. / Bearden High School

2023-24 SCHEDULE

Date	Opponent	Time (ET)
November		
7	at Kentucky	7 p.m.
11	LAFAYETTE	12 p.m.
15	at Radford	11:30 a.m.
19	at Presbyterian	3 p.m.
24	vs Norfolk State	TBA
26	vs Miami or Colgate	TBA
30	LIPSCOMB	7 p.m.
December		
3	MOREHEAD STATE	2 p.m.
6	CHARLESTON SOUTHERN	6 p.m.
10	LEES-MCRAE	2 p.m.
14	UNC ASHEVILLE	7 p.m.
17	CAMPBELL	2 p.m.
20	GARDNER-WEBB	5 p.m.
22	at Clemson	TBA
30	COKER	2 p.m.
January		
11	SAMFORD*	7 p.m.
13	MERCER*	2 p.m.
18	at Chattanooga*	2 p.m.
25	at Western Carolina*	7 p.m.
27	at UNCG*	2 p.m.
February		
1	FURMAN*	7 p.m.
3	WOFFORD*	1:30 p.m.
8	at Mercer	7 p.m.
10	at Samford*	2 p.m.
17	CHATTANOOGA*	7 p.m.
22	UNCG*	7 p.m.
24	WESTERN CAROLINA*	2 p.m.
29	at Wofford*	7 p.m.
March		
2	at Furman	2 p.m.
7-10	SoCon Championship (Asheville, N.C.)	

* - conference game; All times Eastern

BROWN YEAR-BY-YEAR

Year	School	Record	Pct.	Conf.	Pct.
2012-13	UNC Asheville	2-28	.067	-	-
2013-14	UNC Asheville	11-20	.354	-	-
2014-15	UNC Asheville	9-22	.409	-	-
2015-16	UNC Asheville	26-7	.788	-	-
2016-17	UNC Asheville	19-14	.576	-	-
2017-18	UNC Asheville	17-16	.515	-	-
2018-19	UNC Asheville	17-15	.531	-	-
2019-20	UNC Asheville	16-14	.533	-	-
UNC Asheville (8)		117-136	.462	-	-

2022-23 ETSU **25-10** **.714** **9-5** **.643**

Career (9) **142-146** **.493** **9-5** **.643**

ETSU BUCS

Basic information
 Location: Johnson City, Tenn.
 Founded: 1911
 Enrollment: 15,250
 Nickname: Buccaneers
 Colors: Navy Blue and Old Gold
 President: Dr. Brian Noland
 Athletics director: Dr. Richard Sander

Team information
 2022-23 record: 25-10
 SoCon record: 9-5 (3rd)
 Home: 10-4
 Away: 9-3
 Neutral: 6-3
 Letterwinners returning/lost: 10/4
 Starters returning/lost: 4/1
 Arena: Brooks Gym (2,476)
 Arena record (since 1979-80)
 326-215 (.602)

SoCon regular-season titles (1)
 1995

SoCon Championship titles (0)

NCAA appearances (3)
 2008, 2009, 2010

Media relations
 Kevin Brown
 brownk@etsu.edu
 Office: (423) 439-4220
 Press row: 616-755-4840
 ETSUBucs.com



Kevin Brown
 Basketball SID





2022-23 STATISTICS

Overall statistics

Player	GP	GS	Min	Avg	FG	FGA	Pct	3FG	3FGA	Pct	FT	FTA	Pct	R-Off	R-Def	Reb	Avg	PF	FO	A	TO	Blk	Stl	Pts	Avg
Jiselle Thomas	35	34	1025	29.3	187	472	.396	22	70	.314	131	156	.840	55	119	174	5.0	85	2	85	103	13	31	527	15.1
Kendall Folley	31	31	982	31.7	132	310	.426	43	120	.358	38	53	.717	26	104	130	4.2	54	2	75	56	7	44	345	11.1
Nevaeh Brown	33	22	1051	31.8	134	336	.399	25	86	.291	60	79	.759	50	75	125	3.8	86	3	77	60	11	39	353	10.7
Jakhyia Davis	35	18	744	21.3	97	185	.524	0	4	.000	45	64	.703	76	152	228	6.5	62	0	12	26	20	28	239	6.8
Courtney Moore	35	35	906	25.9	76	212	.358	62	167	.371	25	36	.694	5	42	47	1.3	62	1	45	54	6	34	239	6.8
Journee McDaniel	33	13	688	20.8	68	166	.410	31	98	.316	18	24	.750	58	121	179	5.4	55	2	23	40	18	30	185	5.6
Jayla Ruffus-Milner	18	18	396	22.0	40	73	.548	0	0	.000	12	27	.444	78	56	134	7.4	42	1	8	27	15	12	92	5.1
Sarah Thompson	31	1	438	14.1	35	126	.278	24	93	.258	5	10	.500	13	41	54	1.7	26	0	18	16	4	15	99	3.2
Ella Boyle	12	0	70	5.8	16	32	.500	0	2	.000	4	8	.500	15	14	29	2.4	13	0	1	8	0	4	36	3.0
Paris McCarthy	8	0	43	5.4	6	10	.600	5	7	.714	2	2	1.000	0	4	4	0.5	2	0	3	2	0	1	19	2.4
Meleah Kirtner	26	2	280	10.8	20	56	.357	14	44	.318	6	9	.667	11	31	42	1.6	8	0	5	11	1	6	60	2.3
Aaliyah Vananda	4	0	46	11.5	2	8	.250	1	3	.333	1	3	.333	1	9	10	2.5	6	0	1	10	2	1	6	1.5
Jaileyah Cotton	18	1	174	9.7	7	32	.219	1	9	.111	11	19	.579	12	10	22	1.2	9	0	10	22	0	2	26	1.4
Meghan Downing	23	0	207	9.0	10	22	.455	0	0	.000	7	15	.467	17	24	41	1.8	25	0	4	12	14	3	27	1.2
TEAM.....																122	3.5	0			27			0	
Total.....	35				830	2040	.407	228	703	.324	365	505	.723	470	871	1341	38.3	535	11	367	474	111	250	2253	64.4
Opponents.....	35				705	1921	.367	191	643	.297	349	505	.691	389	781	1170	33.4	561	-	332	513	78	213	1950	55.7

Conference-only statistics

Player	GP	GS	Min	Avg	FG	FGA	Pct	3FG	3FGA	Pct	FT	FTA	Pct	R-Off	R-Def	Reb	Avg	PF	FO	A	TO	Blk	Stl	Pts	Avg
Jiselle Thomas	14	14	422	30.1	88	200	.440	9	24	.375	49	59	.831	25	46	71	5.1	41	2	32	36	7	14	234	16.7
Kendall Folley	14	14	479	34.2	79	164	.482	24	67	.358	18	25	.720	10	49	59	4.2	30	1	38	19	5	23	200	14.3
Nevaeh Brown	13	13	454	34.9	57	157	.363	14	45	.311	28	40	.700	19	36	55	4.2	40	2	23	28	3	13	156	12.0
Jakhyia Davis	14	11	356	25.4	39	75	.520	0	1	.000	16	26	.615	33	61	94	6.7	33	0	4	12	13	15	94	6.7
Courtney Moore	14	14	388	27.7	31	86	.360	27	71	.380	12	18	.667	2	18	20	1.4	22	1	19	18	6	16	101	7.2
Journee McDaniel	14	1	277	19.8	19	56	.339	7	35	.200	11	12	.917	20	41	61	4.4	18	0	9	14	9	9	56	4.0
Jayla Ruffus-Milner	3	3	63	21.0	5	9	.556	0	0	.000	2	4	.500	14	9	23	7.7	9	1	0	3	2	2	12	4.0
Sarah Thompson	14	0	187	13.4	15	51	.294	11	41	.268	3	6	.500	2	12	14	1.0	10	0	7	3	1	7	44	3.1
Ella Boyle	2	0	10	5.0	3	7	.429	0	0	.000	0	2	.000	4	3	7	3.5	1	0	0	0	0	0	6	3.0
Paris McCarthy	2	0	8	4.0	2	2	1.000	2	2	1.000	0	0	.000	0	2	2	1.0	1	0	2	1	0	0	6	3.0
Meleah Kirtner	8	0	48	6.0	1	6	.167	1	6	.167	2	2	1.000	2	3	5	0.6	0	0	0	3	0	0	5	0.6
Aaliyah Vananda	0	0	0	0.0	0	0	.000	0	0	.000	0	0	.000	0	0	0	0.0	0	0	0	0	0	0	0	0.0
Jaileyah Cotton	4	0	32	8.0	1	3	.333	1	1	1.000	2	6	.333	4	1	5	1.3	1	0	1	3	0	0	5	1.3
Meghan Downing	13	0	126	9.7	3	7	.429	0	0	.000	5	10	.500	12	18	30	2.3	12	0	2	7	8	2	11	0.8
TEAM.....																42	3.0	0			3			0	
Total.....	14				343	823	.417	96	293	.328	148	210	.705	169	319	488	34.9	218	7	137	150	54	101	930	66.4
Opponents.....	14				292	759	.385	80	244	.328	162	224	.723	161	332	493	35.2	219	5	139	200	32	60	826	59.0



JAKHYIA DAVIS
Senior • Center
6.8 ppg, 6.5 rpg in 2022-23

2022-23 RESULTS

(25-10 overall, 9-5 SoCon; 3rd)

Date	Opponent	Result	Score
11/07/22	at South Carolina	L	31-101
11/11/22	at St. Bonaventure	W	66-58
11/13/22	at Lafayette	W	65-45
11/17/22	JACKSONVILLE STATE	W	55-54
11/20/22	MOREHEAD STATE	W	54-35
11/25/22	vs George Washington	L	58-78
11/26/22	vs UAlbany	W	48-44
11/27/22	vs UC San Diego	W	55-46
12/01/22	VANDERBILT	W	44-31
12/04/22	VIRGINIA-LYNCHBURG	W	95-26
12/11/22	BOWLING GREEN	L	64-82
12/14/22	at Charleston So.	W	65-45
12/17/22	at UNC Asheville	W	64-52
12/20/22	LONGWOOD	W	69-52
12/22/22	vs Mount St. Mary's	W	75-62
12/31/22	CONVERSE	W	82-35
01/05/23	CHATTANOOGA*	L	50-53
01/12/23	MERCER*	L	52-66
01/14/23	SAMFORD*	L	58-68
01/19/23	at Furman*	W	64-56
01/21/23	at Wofford*	W	75-58
01/26/23	WESTERN CAROLINA*	W	70-39
01/28/23	UNCG*	W	74-54
02/04/23	at Chattanooga*	L	62-73
02/09/23	at Samford*	W	75-63
02/11/23	at Mercer*	W	62-46
02/16/23	WOFFORD*	W	83-45
02/18/23	FURMAN*	W	66-63
02/23/23	at UNCG*	L	49-58
02/25/23	at Western Carolina*	WO2	90-84
03/02/23	vs Samford (SC)	W	63-47
03/03/23	vs Chattanooga (SC)	L	40-69
03/17/23	vs FIU^	W	81-56
03/18/23	vs New Mexico St^	L	53-57
03/19/23	vs Ga. Southern^	W	96-49

* - Southern Conference game
(SC) - Southern Conference Championship (Asheville, N.C.)
^ - Women's Basketball Invitational



HEAD COACH PIERRE CURTIS



Alma mater: James Madison (2010)
Hometown: Chicoga, Ill.
Career record (years): 0-0 (0)
School record (years): Same
SoCon record (years): 0-0 (0)
SoCon Championship record (appearances): 0-0 (0)
NCAA appearances: 0

Assistant coaches

Ashley Johnson 3rd season (LSU, 2008)
 Amber Reeves 3rd season (UNCW, 2017)
 Lauren Johnson 1st season (SWU, 2014)

2023-24 PALADINS ROSTER

NO.	NAME	POS.	HT.	CL.	HOMETOWN / HIGH SCHOOL
0	Jayda Pinder	G	5-7	Fr.	Tampa, Fla. / Academy of Holy Names
1	Evie DePetro	G	5-9	Sr.	Knoxville, Tenn. / Carter
3	Jada Session	F	6-1	Jr.	Locust Grove, Ga. / Luella
4	Tate Walters	G	5-9	R-Jr.	Buford, Ga. / Buford
10	Kennedy Grier	G	5-4	Sr.	Charlotte, N.C. / Charlotte Country Day School
11	Ella Riggs	G	5-9	So.	Cincinnati, Ohio / Indian Hill
12	Asa Snyder	G	5-7	Fr.	Charleston, S.C. / Poter-Gaud School
13	Paraskevi Koilia	G	5-8	Sr.	Athens, Greece / Moraitis
14	Hanna Hansson	F	6-4	R-Fr.	Stockholm, Sweden / Riksidrottsgymnasiet Lulea
20	Sydney Ryan	G	5-11	So.	Nashville, Tenn. / Brentwood
21	Niveya Henley	G	6-0	R-So.	Seattle, Wash. / Montverde (Fla.) Academy
24	Jaelyn Acker	G	5-7	R-So.	Richfield, Wisc. / Germantown
30	Nia Johnson	G	5-8	Gr.	Sacramento, Calif. / West Campus/ New Mexico
35	Sydney James	G/F	6-0	Sr.	Ocala, Fla. / West Port
42	Kate Johnson	F	6-3	So.	Canton, Ga. / Cherokee



JAELYN ACKER

Redshirt Sophomore • Guard
 11.4 ppg, 3.4 rpg in 2022-23

2023-24 SCHEDULE

Date	Opponent	Time (ET)
November		
7	UNC ASHEVILLE	TBA
11	at Georgia Tech	TBA
14	at Charleston Southern	TBA
18	COASTAL CAROLINA	TBA
20	SOUTHERN WESLEYAN	TBA
23	vs Appalachian State	TBA
25	vs Binghamton	TBA
29	at Gardner-Webb	TBA
December		
3	at Georgia	TBA
6	BOB JONES	TBA
9	at USC Upstate	TBA
14	ELON	TBA
17	at Kentucky	TBA
21	SOUTH CAROLINA STATE	TBA
January		
7	CONVERSE	TBA
11	at Western Carolina*	TBA
13	at UNCG*	TBA
20	at Wofford*	TBA
25	SAMFORD*	TBA
27	MERCER*	TBA
February		
1	at ETSU*	TBA
3	at Chattanooga*	TBA
8	UNCG*	TBA
10	WESTERN CAROLINA	TBA
15	WOFFORD	TBA
22	at Mercer*	TBA
24	at Samford*	TBA
29	CHATTANOOGA*	TBA
March		
2	ETSU*	TBA
7-10	The Southern Conference Championship	

* - conference game; All times Eastern

CURTIS YEAR-BY-YEAR

Year	School	Record	Pct.	SoCon	Pct.
Career (First Season)					
-	-	-	-	-	-

FURMAN PALADINS

Basic information

Location: Greenville, S.C.
 Founded: 1826
 Enrollment: 2,970
 Nickname: Paladins
 Colors: Purple and White
 President: Dr. Elizabeth Davis
 Athletics director: Jason Donnelly

Team information

2022-23 record: 11-19
 SoCon record: 3-11 (7th)
 Home: 8-7
 Away: 3-11
 Neutral: 0-1
 Letterwinners returning/lost: 11/3
 Starters returning/lost: 3/2
 Arena: Timmons Arena (3,000)
 Arena record: 220-107 (.672)

SoCon regular-season titles (4)

1990, 1992, 1993, 1997

SoCon Championship titles (2)

1995, 2000

NCAA appearances (2)

1995, 2000

Media relations

Hunter Reid
 hunter.reid@furman.edu
 Office: 864-294-2061
 Cell: 864-567-1663
 Press row: 864-294-3620
 FurmanPaladins.com



Hunter Reid
Basketball SID





2022-23 STATISTICS

Overall statistics

Player	GP	GS	Min	Avg	FG	FGA	Pct	3FG	3FGA	Pct	FT	FTA	Pct	R-Off	R-Def	Reb	Avg	PF	FO	A	TO	Blk	Stl	Pts	Avg
Grace van Rij	30	30	972	32.4	150	295	.508	4	21	.190	89	122	.730	98	97	195	6.5	79	1	35	82	27	29	393	13.1
Jaelyn Acker	30	30	974	32.5	109	334	.326	61	196	.311	63	73	.863	34	68	102	3.4	53	0	44	61	6	34	342	11.4
Sydney James	25	21	774	31.0	78	210	.371	24	88	.273	37	57	.649	45	146	191	7.6	50	1	30	44	8	17	217	8.7
Jada Session	30	30	739	24.6	92	239	.385	0	5	.000	66	101	.653	101	136	237	7.9	64	1	31	84	4	25	250	8.3
Sydney Ryan	29	4	574	19.8	60	193	.311	32	111	.288	46	62	.742	62	69	131	4.5	52	0	15	46	3	18	198	6.8
Ella Riggs	18	0	198	11.0	32	65	.492	14	31	.452	15	16	.938	15	20	35	1.9	9	0	4	15	1	5	93	5.2
Evie DePetro	30	5	439	14.6	46	135	.341	19	63	.302	14	21	.667	9	38	47	1.6	27	0	22	28	1	17	125	4.2
Janay Outten	30	19	652	21.7	44	136	.324	0	5	.000	28	44	.636	9	33	42	1.4	45	0	100	50	5	16	116	3.9
Paraskevi Koilia	26	11	467	18.0	29	100	.290	5	11	.455	22	29	.759	9	56	65	2.5	59	3	71	78	2	14	85	3.3
Kate Johnson	18	0	93	5.2	13	27	.481	0	0	.000	10	13	.769	13	17	30	1.7	13	0	2	11	3	2	36	2.0
Katie Whitaker	4	0	15	3.8	2	5	.400	1	1	1.000	2	3	.667	1	3	4	1.0	0	0	1	2	1	1	7	1.8
Kennedy Grier	23	0	128	5.6	5	34	.147	2	18	.111	19	23	.826	3	8	11	0.5	13	0	11	19	0	13	31	1.3
Jaeyden Hill-Mims	18	0	50	2.8	2	8	.250	0	0	.000	1	4	.250	9	3	12	0.7	4	0	0	4	0	2	5	0.3
TEAM.....														93	66	159	5.3	0		25			0		
Total.....	34				662	1781	.372	162	550	.295	412	568	.725	501	760	1261	42.0	468	6	366	549	61	193	1898	63.3
Opponents.....	34				729	1791	.407	176	627	.281	282	411	.686	352	667	1019	34.0	525	-	395	467	138	262	1916	63.9

Conference-only statistics

Player	GP	GS	Min	Avg	FG	FGA	Pct	3FG	3FGA	Pct	FT	FTA	Pct	R-Off	R-Def	Reb	Avg	PF	FO	A	TO	Blk	Stl	Pts	Avg
Grace van Rij	14	14	472	33.7	63	131	.481	1	7	.143	54	73	.740	44	46	90	6.4	41	0	17	48	12	10	181	12.9
Jaelyn Acker	14	14	454	32.4	41	147	.279	22	81	.272	21	25	.840	16	25	41	2.9	25	0	23	25	4	15	125	8.9
Sydney James	10	10	366	36.6	36	90	.400	10	37	.270	13	21	.619	15	71	86	8.6	27	0	8	17	1	4	95	9.5
Jada Session	14	14	355	25.4	39	103	.379	0	3	.000	35	48	.729	40	70	110	7.9	28	1	13	38	3	12	113	8.1
Sydney Ryan	9	0	268	19.1	22	80	.275	13	51	.255	16	25	.640	22	32	54	3.9	23	0	9	17	3	7	73	5.2
Ella Riggs	9	0	108	12.0	20	35	.571	8	14	.571	4	4	1.000	7	9	16	1.8	6	0	1	8	0	1	52	5.8
Evie DePetro	14	4	205	14.6	21	65	.323	6	27	.222	4	7	.571	5	17	22	1.6	12	0	9	17	0	5	52	3.7
Janay Outten	14	8	259	18.5	22	56	.393	0	2	.000	10	17	.588	3	17	20	1.4	16	0	27	23	0	5	54	3.9
Paraskevi Koilia	13	6	293	22.5	20	63	.317	5	8	.625	15	20	.750	9	30	39	3.0	36	3	46	45	1	6	60	4.6
Kate Johnson	10	0	45	4.5	7	14	.500	0	0	.000	4	5	.800	4	5	9	0.9	9	0	1	7	0	1	18	1.8
Katie Whitaker	0	0	0	0.0	0	0	.000	0	0	.000	0	0	.000	0	0	0	0.0	0	0	0	0	0	0	0	0.0
Kennedy Grier	9	0	20	2.2	0	4	.000	0	3	.000	3	4	.750	1	1	2	0.2	2	0	2	3	0	1	3	0.3
Jaeyden Hill-Mims	9	0	5	0.6	0	0	.000	0	0	.000	0	0	.000	0	0	0	0.0	1	0	0	0	0	0	0	0.0
TEAM.....														50	28	78	5.6	0		12			0		
Total.....	14				291	788	.369	65	233	.279	179	249	.719	216	351	567	40.5	226	4	156	260	24	67	826	59.0
Opponents.....	14				345	814	.424	79	257	.307	133	198	.672	149	299	448	32.0	222	2	167	190	70	107	902	64.4



TATE WALTERS

Redshirt Junior • Guard

12.9 ppg, 4.5 rpg in 2021-22 (Did not play 2022-23)

2022-23 RESULTS

(11-19 overall, 3-11 SoCon; 7th)

Date	Opponent	Result	Score
11/09/22	ERSKINE	W	84-27
11/11/22	at Presbyterian	W	67-60
11/15/22	GARDNER-WEBB	L	57-90
11/19/22	at Stetson	L	61-77
11/21/22	at Florida	L	50-77
11/26/22	CHARLESTON SO.	W	71-58
11/28/22	PFEIFFER	W	95-46
12/01/22	at Georgia	L	58-78
12/04/22	BREWARD	W	102-30
12/07/22	at UNC Asheville	W	65-64
12/11/22	at Coastal Carolina	L	54-69
12/15/22	KENNESAW STATE	L	69-75
12/18/22	RADFORD	WOT	75-67
12/21/22	at Georgia Tech	L	41-82
01/01/23	SOUTH CAROLINA STATE	W	71-51
01/05/23	at Wofford*	L	55-79
01/12/23	at UNCG*	L	49-60
01/14/23	at Western Carolina*	W	60-46
01/19/23	ETSU*	L	56-64
01/21/23	CHATTANOOGA*	LO2	44-51
01/26/23	at Samford*	L	62-81
01/28/23	at Mercer*	L	42-56
02/04/23	WOFFORD*	L	66-69
02/09/23	WESTERN CAROLINA*	W	66-53
02/11/23	UNCG*	L	69-74
02/16/23	at Chattanooga*	L	63-70
02/18/23	at ETSU*	L	63-66
02/23/23	MERCER*	L	69-88
02/25/23	SAMFORD*	W	62-45
03/02/23	vs Chattanooga (SC)	L	52-63

* - Southern Conference game
(SC) - Southern Conference Championship (Asheville, N.C.)



MERCER

HEAD COACH SUSIE GARDNER



Alma mater:Georgia, 1986
Hometown:.....Mt. Juliet, Tenn.
Career record (years):.....407-318 (24)
School record (years):.....231-171 (13)
SoCon record (years):.....96-29 (9)
SoCon Championship record (appearances):.....18-5 (9)
NCAA appearances:.....7

Assistant coaches

Jocelyn Brown 1st season (Appalachian State, 2006)
 Lindsay Hieronymus 1st season (Transylvania, 2016)
 Jordan Walker 1st season (Western Michigan, 2020)
 Ali Trani 1st season (UNC Asheville, 2019)



ENJULINA GONZALEZ
Sophomore • Guard
 10.2 ppg, 3.2 rpg in 2022-23

2023-24 BEARS ROSTER

No.	Name	Position	Ht.	Class	Hometown/Prev. School
0	Mackenzie Johnson	Forward	6-1	Gr.	Chattanooga, Tenn. / Northe Dame HS / Young Harris
1	Ariana Dyson	Forward	6-1	Fr.	Griffin, Ga. / Luella HS
3	Maria Serracanta	Guard	6-0	So.	Sabadell, Spain/Escuela Saint Nicola
4	Hanna Knoll	Guard	5-8	R-So.	Angola, Ind. / Angola HS / Central Michigan
5	Deja Williams	Guard	5-6	Gr.	Long Beach, Calif. / Long Beach Poly / Cleveland State
11	Enjulina Gonzalez	Guard	5-9	So.	Miami Fla./Miami Christian School
12	Ciante Downs	Guard	5-8	Jr.	Vaughan, Canada / Bill Crothers Secondary School / Gulf Coast State
15	Aspen Johnson	Guard	5-11	So.	Wellington Fla./Seminole Ridge HS
20	Stacie Jones	Forward	6-1	Sr.	Kathleen, Ga. / Veterans HS / Kennesaw State
23	Ashlee Locke	Forward	6-3	Jr.	Flowery Branch, Ga./Flowery Branch HS
24	Briana Peguero	Guard	5-7	Jr.	Houston, Texas / Jersey Village HS / Trinity Valley
33	Summah Evans	Forward	6-0	Sr.	Cairns, Australia/North Florida

MERCER BEARS

Basic information

Location:Macon, Ga.
 Founded:.....1833
 Enrollment:.....8,600
 Nickname:.....Bears
 Colors:.....Orange and Black
 President:.....Dr. William D. Underwood
 Athletics director:.....Jim Cole

Team information

2022-23 record:.....12-16
 SoCon record:.....8-6 (5th)
 Home:.....6-7
 Away:.....6-6
 Neutral:.....0-3
 Letterwinners returning/lost:.....5/9
 Starters returning/lost:.....1/4
 Arena:Hawkins Arena (3,500)
 Arena record:153-106 (.590)

SoCon regular-season titles (5)

2016, 2017, 2018, 2019, 2022

SoCon Championship titles (4)

2018, 2019, 2021, 2022

NCAA appearances (4)

2018, 2019, 2021, 2022

Media relations

Brian Magnus
 magnus_bt@mercer.edu
 Office: 478-301-5218
 Cell: (412) 527-6126
 Press row: 404-915-1385
 MercerBears.com



Brian Magnus
 Basketball SID

GARDNER YEAR-BY-YEAR

Year	School	Record	Pct.	SoCon	Pct.
1996-97	Austin Peay	17-11	.607	-	-
1997-98	Austin Peay	11-16	.407	-	-
1998-99	Austin Peay	6-21	.222	-	-
1999-00	Austin Peay	15-15	.500	-	-
2000-01	Austin Peay	17-14	.548	-	-
2001-02	Austin Peay	19-12	.613	-	-
2002-03	Austin Peay	27-4	.871	-	-
Austin Peay (7)		112-93	.546	-	-
2003-04	Arkansas	16-12	.571	-	-
2004-05	Arkansas	17-14	.548	-	-
2005-06	Arkansas	13-15	.464	-	-
2006-07	Arkansas	18-13	.581	-	-
Arkansas (4)		64-54	.542	-	-
2010-11	Mercer	2-27	.069	-	-
2011-12	Mercer	6-23	.209	-	-
2012-13	Mercer	20-12	.625	-	-
2013-14	Mercer	17-14	.548	-	-
2014-15	Mercer	20-15	.571	9-5	.643
2015-16	Mercer	24-9	.727	12-2	.857
2016-17	Mercer	25-7	.781	12-2	.857
2017-18	Mercer	30-3	.909	14-0	1.000
2018-19	Mercer	25-8	.758	14-0	1.000
2019-20	Mercer	8-23	.258	4-10	.286
2020-21	Mercer	19-7	.731	10-3	.769
2021-22	Mercer	23-7	.767	13-1	.929
2022-23	Mercer	12-17	.429	8-6	.571
Mercer (11)		219-155	.585	88-23	.793

Career (24) 231-171 **.574** 96-29 **.768**



2023-24 SCHEDULE

Date	Opponent	Time (ET)
November		
6	at Western Kentucky	7 p.m.
9	FLORIDA ATLANTIC	TBA
12	at Clemson	TBA
16	GEORGIA	TBA
19	TULANE	TBA
22	vs Bowling Green	12 p.m.
23	vs Marist	11:30 AM
25	at Charleston Southern	TBA
29	at Charlotte	TBA
December		
2	AUSTIN PEAY	TBA
5	at Georgia Tech	TBA
9	at North Carolina A&T	TBA
17	JACKSONVILLE	TBA
21	at Appalachian State	TBA
30	BETHUNE-COOKMAN	TBA
January		
2	KENNESAW STATE	TBA
10	at Chattanooga*	7 PM
13	at East Tennessee State*	TBA
18	UNCG*	TBA
20	WESTERN CAROLINA*	TBA
25	at Wofford*	TBA
27	at Furman*	TBA
February		
3	at Samford*	TBA
8	ETSU*	TBA
10	CHATTANOOGA*	TBA
15	at Western Carolina*	TBA
17	at UNCG*	TBA
22	FURMAN*	TBA
24	WOFFORD*	TBA
March		
2	SAMFORD*	TBA
7-10	The Southern Conference Championship	

* - conference game; All times Eastern

#SoConHoops



2022-23 STATISTICS

Overall statistics

Player	GP	GS	Min	Avg	FG	FGA	Pct	3FG	3FGA	Pct	FT	FTA	Pct	R-Off	R-Def	Reb	Avg	PF	FO	A	TO	Blk	Stl	Pts	Avg
Amoria Neal-Tysor	25	22	795	31.8	165	383	.431	40	106	.377	60	70	.857	9	53	62	2.5	63	3	59	57	3	27	430	17.2
Erin Houpt	28	28	1003	35.8	97	232	.418	67	160	.419	92	98	.939	7	69	76	2.7	40	1	53	51	1	24	353	12.6
Enjulina Gonzalez	28	15	719	25.7	125	244	.512	1	7	.143	34	50	.680	18	72	90	3.2	68	3	61	76	9	27	285	10.2
Jaron Dougherty	28	23	814	29.1	98	250	.392	5	19	.263	39	53	.736	42	114	156	5.6	58	0	32	53	21	25	240	8.6
Summah Evans	24	22	703	29.3	75	187	.401	20	55	.364	7	12	.583	49	106	155	6.5	58	1	32	39	13	20	177	7.4
Brittany Reeves	28	24	462	16.5	50	119	.420	0	1	.000	12	19	.632	24	87	111	4.0	39	0	3	31	15	5	112	4.0
Nigeria Harkless	27	3	450	16.7	30	82	.366	0	0	.000	35	42	.833	21	50	71	2.6	56	3	20	45	11	7	95	3.5
Ashlee Locke	28	3	449	16.0	42	79	.532	0	0	.000	9	16	.563	38	60	98	3.5	75	2	12	23	18	13	93	3.3
Detavia Salter	6	0	20	3.3	4	6	.667	0	0	.000	2	5	.400	1	4	5	0.8	2	0	0	3	1	1	10	1.7
Maria Serracanta	15	0	84	5.6	3	8	.375	0	1	.000	2	2	1.000	2	5	7	0.5	11	0	13	7	1	1	8	0.5
Layla Hood	6	0	17	2.8	1	6	.167	0	0	.000	1	2	.500	2	3	5	0.8	5	0	0	0	0	2	3	0.5
Kassidy Jones	18	0	134	7.4	2	9	.222	0	0	.000	3	4	.750	2	10	12	0.7	8	0	5	8	0	2	7	0.4
TEAM.....														49	53	102	3.6	0			18			0	
Total.....	28				692	1605	.431	133	349	.381	296	373	.794	264	686	950	33.9	483	13	290	411	93	154	1813	64.8
Opponents.....	28				643	1596	.403	145	467	.310	396	554	.715	336	667	1003	35.8	435	-	266	398	63	197	1827	65.2

Conference-only statistics

Player	GP	GS	Min	Avg	FG	FGA	Pct	3FG	3FGA	Pct	FT	FTA	Pct	R-Off	R-Def	Reb	Avg	PF	FO	A	TO	Blk	Stl	Pts	Avg
Amoria Neal-Tysor	11	8	323	29.4	79	167	.473	24	49	.490	34	39	.872	3	24	27	2.5	24	2	21	20	3	9	216	19.6
Erin Houpt	14	14	530	37.9	52	120	.433	34	82	.415	57	62	.919	1	38	39	2.8	21	0	27	23	0	12	195	13.9
Enjulina Gonzalez	14	11	387	27.6	86	158	.544	1	3	.333	15	23	.652	9	36	45	3.2	34	1	32	35	7	17	188	13.4
Jaron Dougherty	14	13	425	30.4	50	133	.376	1	10	.100	26	38	.684	19	62	81	5.8	29	0	16	29	8	14	127	9.1
Summah Evans	10	10	309	30.9	28	70	.400	10	27	.370	3	4	.750	25	51	76	7.6	26	0	12	10	5	7	69	6.9
Brittany Reeves	14	13	246	17.6	22	51	.431	0	1	.000	5	6	.833	11	43	54	3.9	25	0	2	16	6	3	49	3.5
Nigeria Harkless	14	1	238	17.0	16	37	.432	0	0	.000	13	14	.929	12	24	36	2.6	30	2	8	21	6	5	45	3.2
Ashlee Locke	14	0	231	16.5	22	38	.579	0	0	.000	4	8	.500	20	35	55	3.9	34	0	4	13	13	6	48	3.4
Detavia Salter	3	0	7	2.3	2	2	1.000	0	0	.000	2	2	1.000	1	2	3	1.0	0	0	0	2	1	0	6	2.0
Maria Serracanta	10	0	58	5.8	2	5	.400	0	0	.000	0	0	.000	2	5	7	0.7	8	0	10	2	1	1	4	0.4
Layla Hood	3	0	7	2.3	0	4	.000	0	0	.000	0	0	.000	2	1	3	1.0	0	0	0	0	0	1	0	0.0
Kassidy Jones	8	0	64	8.0	1	5	.200	0	0	.000	2	2	1.000	1	3	4	0.5	5	0	3	6	0	2	4	0.5
TEAM.....														19	25	44	3.1	0			4			0	
Total.....	14				360	790	.456	70	172	.407	161	198	.813	125	349	474	33.9	236	5	135	181	50	77	951	67.9
Opponents.....	14				304	792	.384	71	220	.323	170	249	.683	171	314	485	34.6	222	4	115	201	28	79	849	60.6



SUMMAH EVANS

Senior • Forward

7.4 ppg, 6.5 rpg in 2022-23

2022-23 RESULTS

(12-16 overall, 8-6 SoCon; 5th)

Date	Opponent	Result	Score
11/07/22	MIDDLE TENNESSEE	W	76-75
11/17/22	at Wake Forest	L	45-70
11/20/22	GA. SOUTHWESTERN	W	72-37
11/25/22	vs Colorado St.	L	51-79
11/26/22	vs Texas Tech	L	66-78
11/30/22	ALABAMA	L	52-88
12/04/22	SOUTH ALABAMA	W	64-46
12/07/22	at Georgia	L	44-84
12/10/22	at Troy	L	73-79
12/19/22	at Kennesaw State	W	60-57
12/21/22	FGCU	L	81-91
12/29/22	at FGCU	L	57-64
01/01/23	ANDERSON (SC)	L	62-67
01/05/23	UNCG*	L	68-72
01/07/23	WESTERN CAROLINA*	W	76-40
01/12/23	at ETSU*	W	66-52
01/14/23	at Chattanooga*	LOT	70-78
01/21/23	SAMFORD*	W	70-63
01/26/23	WOFFORD*	L	71-76
01/28/23	FURMAN*	W	56-42
02/02/23	at Western Carolina*	W	68-44
02/04/23	at UNCG*	W	65-46
02/09/23	CHATTANOOGA*	L	61-64
02/11/23	ETSU*	L	46-62
02/18/23	at Samford*	W	70-59
02/23/23	at Furman*	W	88-69
02/25/23	at Wofford*	L	76-82
03/02/23	vs UNCG (SC)	LOT	59-63

* - Southern Conference game

(SC) - Southern Conference Championship (Asheville, N.C.)



HEAD COACH TRINA PATTERSON

Alma mater: Virginia, 1987
Hometown:..... Newport News, Va.
Career record (years):..... 283-408 (24)
School record (years):..... 100-110 (7)
SoCon record (years):.....47-51 (7)
SoCon Championship record (appearances):.....5-7 (7)
NCAA appearances:.....0

Assistant coaches

Cetera DeGraffenreid5th season (North Carolina, 2011)
 Alex Miller.....3rd season (North Carolina, 2009)
 Fred Applin 1st Season (Elon University, 1985)



NASIA POWELL

Junior • Guard

9.9 ppg, 1.3 spg in 2022-23

2023-24 SPARTANS ROSTER

No.	Name	Pos.	Ht.	Cl.	Hometown / Previous High School/College
0	Kelly Boyle	G	5-6	Fr.	Maple Grove, Minn. / Hopkins Springs
1	Jayde Gamble	G	5-6	Jr.	Holly Springs, N.C. / Holly Springs / UNC Wilmington
2	Antoniette Emma-Nnopus	F	5-11	So.	Aba, Nigeria/The Geelong College
3	Nasia Powell	G	5-7	Jr.	Ocala, Fla. / Vanguard
5	Yacine N'Diaye	F	6-4	Fr.	Pout, Thies / Life Christian Academy
13	Joelle Davis	G	5-10	Fr.	Durha, N.C. / Durham Academy Upper
14	Kennedy Simpson	G/F	6-2	Jr.	Charlotte, N.C. / Mallard Creek
15	Khalis Cain	F	6-3	Sr.	San Jose, Calif. / Mt. Zion Christian
21	Makiah Asidanya	G	5-7	Fr.	Martinez, Calif. / Salesian College Preparatory
22	Isys Grady	G	5-11	Jr.	Ormond Beach, Fla. / Mainland
23	Jailah Clark-Jones	G	5-11	Jr.	Birmingham, Ala. / Collins Hill
30	Nina Horvath	G	5-8	Fr.	Oberwart, Austria / Theo-Koch-Schule-Grunberg
35	Ayanna Khalfani	G	5-11	Gr.	San Diego, Calif. / El Camino Real Charter / San Diego
44	Nia Howard	G	5-8	Jr.	Durham, N.C. / Jordan
45	Jay'lin Hastings	F	6-1	Sr.	DeLand, Fla. / DeLand

2023-24 SCHEDULE

Date	Opponent	Time (ET)
November		
6	at App State	TBD
11	SOUTH CAROLINA STATE	12 p.m.
14	PFEIFFER	11 a.m.
18	at Radford	TBD
20	at Virginia Tech	TBD
22	MONTREAT	5 p.m.
26	GARDNER-WEBB	2 p.m.
29	COASTAL CAROLINA	7 p.m.
December		
6	at North Carolina	7 p.m.
10	ELON	2 p.m.
14	NORTH CAROLINA CENTRAL	7 p.m.
18	at USC Upstate	11 a.m.
21	at UNC Asheville	TBD
29	CONVERSE	7 p.m.
January		
8	VIRGINIA OF LYNCHBURG	7 p.m.
11	WOFFORD*	7 p.m.
13	FURMAN*	2 p.m.
18	at Mercer*	TBD
20	at Samford*	TBD
25	CHATTANOOGA*	7 p.m.
27	ETSU*	TBD
February		
3	at Western Carolina*	TBD
8	at Furman*	TBD
10	at Wofford*	TBD
15	SAMFORD*	7 p.m.
17	MERCER*	2 p.m.
22	at ETSU*	TBD
24	at Chattanooga*	TBD
March		
2	WESTERN CAROLINA*	2 p.m.
7-10	Southern Conference Championship	

* - conference game; All times Eastern

UNCG SPARTANS

Basic information

Location: Greensboro, N.C.
 Founded:..... 1891
 Enrollment:19,653
 Nickname:..... Spartans
 Colors:.....Gold, White and Navy
 Chancellor:.....Franklin Gilliam Jr.
 Athletics director:.....Brian Mackin

Team information

2022-23 record:.....16-14
 SoCon record:8-6(T-4th)
 Home:9-5
 Away:6-8
 Neutral:.....1-1
 Letterwinners returning/lost:.....8/8
 Starters returning/lost:.....3/2
 Arena:Fleming Gymnasium (2,320)
 Arena record:284-162 (.637)

SoCon regular-season titles (3)

1999, 2002, 2020

SoCon Championship titles (1)

1998

NCAA appearances (1)

1998

Media relations

Emma White
 eawhite5@uncg.edu
 Office: N/A
 Cell: 704-402-0374
 Press row: 336-334-3270
 UNCGSpartans.com



Emma White
Basketball SID

PATTERSON YEAR-BY-YEAR

Year	School	Record	Pct.	SoCon	Pct.
1991-92	William & Mary	7-20	.259	-	-
1992-93	William & Mary	11-17	.393	-	-
1993-94	William & Mary	20-8	.714	-	-
1994-95	William & Mary	8-21	.276	-	-
1995-96	William & Mary	14-13	.519	-	-
1996-97	William & Mary	7-20	.259	-	-
1997-98	William & Mary	10-17	.370	-	-
1998-99	William & Mary	15-12	.556	-	-
William & Mary (8)		92-128	.418	-	-
1999-00	Md. Eastern Shore	9-19	.321	-	-
Md. Eastern Shore (1)		9-19	.321	-	-
2002-03	Albany	9-18	.333	-	-
2003-04	Albany	13-16	.448	-	-
2004-05	Albany	14-14	.500	-	-
2005-06	Albany	7-21	.250	-	-
2006-07	Albany	9-22	.290	-	-
2007-08	Albany	13-18	.419	-	-
2008-09	Albany	6-25	.194	-	-
2009-10	Albany	11-19	.367	-	-
Albany (8)		82-153	.349	-	-
2016-17	UNCG	20-15	.571	7-7	.500
2017-18	UNCG	13-18	.419	6-8	.429
2018-19	UNCG	11-19	.367	5-9	.357
2019-20	UNCG	23-9	.719	10-4	.714
2020-21	UNCG	8-16	.333	6-8	.429
2021-22	UNCG	9-19	.321	5-9	.357
2022-23	UNCG	16-14	.533	8-6	.571
UNCG (7)		100-110	.476	47-51	.479
Career (24)		283-408	.409	47-51	.479



2022-23 STATISTICS

Overall statistics

Player	GP	GS	Min	Avg	FG	FGA	Pct	3FG	3FGA	Pct	FT	FTA	Pct	R-Off	R-Def	Reb	Avg	PF	FO	A	TO	Blk	Stl	Pts	Avg
Akira Wiggins	30	28	955	31.8	119	349	.341	17	96	.177	98	127	.772	24	68	92	3.1	50	1	139	94	13	41	353	11.8
Faith Price	30	22	891	29.7	101	286	.353	74	221	.335	27	35	.771	10	53	63	2.1	48	0	18	48	10	28	303	10.1
Nasia Powell	9	9	235	26.1	34	96	.354	7	30	.233	14	18	.778	7	18	25	2.8	22	0	20	20	2	12	89	9.9
Isys Grady	21	16	572	27.2	76	199	.382	1	9	.111	25	39	.641	36	105	141	6.7	53	2	21	40	7	22	178	8.5
Khalis Cain	30	29	775	25.8	96	160	.600	0	0	.000	52	85	.612	133	138	271	9.0	75	2	13	28	47	32	244	8.1
Nia Howard	30	29	643	21.4	75	176	.426	9	46	.196	33	49	.673	27	29	56	1.9	40	1	22	33	2	15	192	6.4
Nitzan Amar	30	4	689	23.0	69	151	.457	16	43	.372	10	19	.526	12	50	62	2.1	36	0	61	35	6	14	164	5.5
Kennedy Simpson	30	13	509	17.0	58	175	.331	20	78	.256	12	23	.522	16	57	73	2.4	50	2	15	42	7	16	148	4.9
Antonieta Emma-Nnoku	30	0	339	11.3	58	97	.598	0	0	.000	26	43	.605	77	60	137	4.6	67	0	6	18	10	16	142	4.7
Jordan Releford	23	0	221	9.6	20	70	.286	2	12	.167	31	41	.756	2	27	29	1.3	20	0	24	27	0	14	73	3.2
Jailah Clark-Jones	13	0	90	6.9	14	28	.500	0	2	.000	3	5	.600	5	5	10	0.8	11	0	5	6	0	5	31	2.4
Amber Redmond	4	0	12	3.0	3	3	1.000	0	0	.000	0	0	.000	1	2	3	0.8	3	0	2	4	0	0	6	1.5
Anna Terron	12	0	57	4.8	6	19	.316	2	6	.333	3	6	.500	5	4	9	0.8	3	0	7	12	0	3	17	1.4
Excellanxt Greer	10	0	26	2.6	5	14	.357	3	8	.375	1	2	.500	1	1	2	0.2	2	0	2	0	0	1	14	1.4
Jay'lin Hastings	11	0	36	3.3	4	12	.333	0	0	.000	2	2	1.000	5	1	6	0.5	12	0	1	2	1	2	10	0.9
TEAM.....														52	69	121	4.0	0			23			0	
Total.....	30				738	1835	.402	151	551	.274	337	494	.682	413	687	1100	36.7	492	8	356	432	105	221	1964	65.5
Opponents.....	30				701	1687	.416	142	470	.302	375	536	.700	355	750	1105	36.8	478	-	333	491	81	186	1919	64.0

Conference-only statistics

Player	GP	GS	Min	Avg	FG	FGA	Pct	3FG	3FGA	Pct	FT	FTA	Pct	R-Off	R-Def	Reb	Avg	PF	FO	A	TO	Blk	Stl	Pts	Avg
Akira Wiggins	14	12	451	32.2	60	186	.323	5	34	.147	57	69	.826	11	36	47	3.4	22	1	68	35	5	17	182	13.0
Faith Price	14	14	443	31.6	48	130	.369	33	97	.340	6	11	.545	4	13	17	1.2	14	0	6	20	7	12	135	9.6
Nasia Powell	0	0	0	0.0	0	0	.000	0	0	.000	0	0	.000	0	0	0	0.0	0	0	0	0	0	0	0	0.0
Isys Grady	14	13	389	27.8	51	137	.372	0	5	.000	19	31	.613	24	73	97	6.9	44	2	13	24	7	12	121	8.6
Khalis Cain	14	14	359	25.6	39	71	.549	0	0	.000	27	39	.692	62	58	120	8.6	39	1	4	10	15	11	105	7.5
Nia Howard	14	13	318	22.7	36	84	.429	4	19	.211	20	29	.690	14	13	27	1.9	13	0	6	10	2	8	96	6.9
Nitzan Amar	14	4	331	23.6	34	83	.410	9	21	.429	3	6	.500	4	25	29	2.1	18	0	21	11	2	5	80	5.7
Kennedy Simpson	14	0	177	12.6	17	52	.327	7	24	.292	3	6	.500	3	20	23	1.6	23	0	4	13	2	3	44	3.1
Antonieta Emma-Nnoku	14	0	160	11.4	24	42	.571	0	0	.000	7	11	.636	34	26	60	4.3	32	0	0	8	3	7	55	3.9
Jordan Releford	14	0	133	9.5	13	43	.302	0	5	.000	15	21	.714	2	15	17	1.2	13	0	12	18	0	5	41	2.9
Jailah Clark-Jones	5	0	26	5.2	4	8	.500	0	1	.000	0	2	.000	2	1	3	0.6	4	0	0	1	0	1	8	1.6
Amber Redmond	0	0	0	0.0	0	0	.000	0	0	.000	0	0	.000	0	0	0	0.0	0	0	0	0	0	0	0	0.0
Anna Terron	2	0	2	1.0	1	2	.500	0	0	.000	0	0	.000	1	1	2	1.0	0	0	1	0	0	0	2	1.0
Excellanxt Greer	5	0	9	1.8	1	6	.167	1	4	.250	0	0	.000	0	0	0	0.0	1	0	0	0	0	0	3	0.6
Jay'lin Hastings	1	0	2	2.0	1	3	.333	0	0	.000	0	0	.000	1	0	1	1.0	1	0	0	0	0	0	2	2.0
TEAM.....														22	38	60	4.3	0			9			0	
Total.....	14				329	847	.388	59	210	.281	157	225	.698	184	319	503	35.9	224	4	135	159	43	81	874	62.4
Opponents.....	14				321	775	.414	68	230	.296	173	232	.746	151	358	509	36.4	217	3	155	192	36	55	883	63.1



ANTONIETTA EMMA-NNOPU

Sophomore • Forward
4.5 ppg, 4.6 rpg in 2022-23

2022-23 RESULTS

16-14 (8-6 SoCon, 4th)

11/7	GUILFORD COLLEGE	W	100-74
11/12	at Gardner-Webb	L	66-83
11/16	RADFORD	W	72-54
11/19	at Elon	L	58-75
11/23	USC UPSTATE	W	54-48
11/27	at Winthrop	W	75-52
11/30	PRESBYTERIAN	L (OT)	54-67
12/4	at Kentucky	L	56-82
12/8	DAVIDSON	L	54-84
12/12	at South Carolina State	L	53-64
12/15	at Stetson	W	65-58
12/18	at Florida	L	55-79
12/21	VIRGINIA OF LYNCHBURG	W	134-29
12/30	LENOIR-RHYNE	W	68-60
1/5	at Mercer*	W	72-68
1/7	at Samford*	L	66-76
1/12	FURMAN*	W	60-49
1/14	WOFFORD*	L	51-55
1/19	at Western Carolina*	W	83-59
1/26	at Chattanooga*	L	46-67
1/28	at ETSU*	L	54-74
2/2	SAMFORD*	L	68-75
2/4	MERCER*	L	46-65
2/9	at Wofford*	W	68-64
2/11	at Furman*	W	74-69
2/18	WESTERN CAROLINA*	W	72-59
2/23	ETSU*	W	58-49
2/25	CHATTANOOGA*	W	56-54
3/2	vs Mercer (SC)	W (OT)	63-59
3/3	vs Wofford (SC)	L	63-68

* - Southern Conference Games
& - SoCon Tournament (Asheville, N.C.)



SAMFORD

HEAD COACH CARLEY KUHNS



Alma mater: Valdosta State, 2008
Hometown:..... Lilburn, Georgia
Career record (years):..... 124-88(7)
School record (years):..... 58-59 (4)
SoCon record (years):..... 35-20 (4)
SoCon Championship record (appearances):.....4-3 (4)
NCAA appearances:.....0
 *qualified for the 2020 NCAA tournament that was not contested.
Assistant coaches
 Sally Higgins..... 8th season (West Texas A&M, 2014)
 Matt Wise..... 1st season (Transylvania University, 2011)
 Charity Brown..... 1st season (Samford, 2020)

2023-24 BULLDOGS ROSTER

NO	NAME	POS	HT	CL	HOMETOWN/PREV. SCHOOL
1	Lexie Pritchard	G	5-10	Gr.	West Linn, Ore. / Santa Clara University
2	Jada Knight	G	5-7	Jr.	Hoover, Ala. / Butler Community College
3	Masyn Marchbanks	G	5-8	So	Hartselle, Ala./Hartselle High School
4	Kennedy Langham	G	5-7	Fr.	Harvest, Ala. / Sparkman High School
5	Carly Heidger	G	6-3	R-So.	Dacula, Ga./Hebron Christian
10	Aubrey Blankenship	G/F	6-0	Fr.	Mount Juliet, Tenn. / Green Hill High School
11	Alonya Waldon	G	5-5	Fr.	Melborne, Fla. / Palm Bay High School
12	Sadie Stetson	G	5-7	Gr.	Waterford, Ver. / American University
20	Alyssa Tarpley	G	5-10	So.	Gunter, Texas/Gunter High School
32	Kiersten Nelson	F	6-1	Jr.	New Orleans, La./Ursuline Academy
33	Rylie Stevens	G	5-11	Sr.	Fairland, Ind./Evansville
44	Emily Bowman	C	6-5	R-So.	Huntsville, Ala./Vanderbilt



CARLY HEIDGER
 Redshirt Sophomore • Guard
 6.3 ppg, 3.4 rpg in 2022-23

2023-24 SCHEDULE

Date	Opponent	Time (CT)
November		
6	AUM	11 a.m.
11	CENTRAL ARKANSAS	2 p.m.
14	at Troy	5:15 p.m.
18	ALABAMA STATE	5 p.m.
24	vs North Texas	1 p.m.
25	at Southern Mississippi	11 a.m.
30	USC UPSTATE	4:30 p.m.
December		
3	JACKSONVILLE STATE	2 p.m.
10	at Alabama	2 p.m.
13	LAGRANGE COLLEGE	6 p.m.
16	at Arkansas	12:30 p.m.
19	NORTH ALABAMA	1 p.m.
29	at Eastern Kentucky	6 p.m.
31	at Kentucky	12 p.m.
January		
5	TBD	6 p.m.
11	at ETSU*	6 p.m.
13	at Chattanooga*	2 p.m.
18	WESTERN CAROLINA*	6 p.m.
20	UNCG*	2 p.m.
25	at Furman*	6 p.m.
27	at Wofford*	2 p.m.
February		
3	MERCER*	2 p.m.
8	CHATTANOOGA*	6 p.m.
10	ETSU*	2 p.m.
15	at UNCG*	6 p.m.
17	at Western Carolina*	2 p.m.
22	WOFFORD*	6 p.m.
24	FURMAN*	2 p.m.
March		
2	at Mercer*	2 p.m.
7-10	SoCon Championship (Asheville, N.C.)	

* conference game; All times Eastern

SAMFORD BULLDOGS

Basic information
 Location:Birmingham, Ala.
 Founded:..... 1841
 Enrollment:.....5,758
 Nickname:..... Bulldogs
 Colors:.....Red and Blue
 President:.....Dr. Beck Taylor
 Athletics director:..... Martin Newton

Team information
 2022-23 record:.....13-17
 SoCon record:.....7-7 (4th)
 Home:.....8-5
 Away:.....5-10
 Neutral:.....0-2
 Letterwinners returning/lost:.....6/7
 Starters returning/lost:.....1/4
 Arena:.....Pete Hanna Center (5,000)
 Arena record:.....142-59(.706)

SoCon regular-season titles (2)
 2020, 2021

SoCon Championship titles (3)
 2011, 2012, 2020

NCAA appearances (2)
 2011, 2012

Media relations
 Joey Mullins
 jmmulli1@samford.edu
 Office: 205-726-2799
 Press row: 205-726-2377
 SamfordSports.com



Joey Mullins
Basketball SID

KUHNS YEAR-BY-YEAR

Year	School	Record	Pct.	SoCon	Pct.
2016-17	Valdosta State	22-10	.688	-	-
2017-18	Valdosta State	23-9	.719	-	-
2018-19	Valdosta State	21-10	.667	-	-
Valdosta State (3)		66-29	.695	-	-
2019-20	Samford	18-14	.562	10-4	.714
2020-21	Samford	14-11	.560	11-2	.846
2021-22	Samford	13-17	.433	7-7	.500
2022-23	Samford	13-17	.433	7-7	.500
Samford (3)		58-59	.495	35-20	.636
Career (6)		124-88	.584	35-20	.636



#SoConHoops



2022-23 STATISTICS

Overall statistics

Player	GP	GS	Min	Avg	FG	FGA	Pct	3FG	3FGA	Pct	FT	FTA	Pct	R-Off	R-Def	Reb	Avg	PF	FO	A	TO	Blk	Stl	Pts	Avg
Andrea Bailey	28	28	866	30.9	173	406	.426	56	167	.335	80	94	.851	10	128	138	4.9	51	1	102	57	0	80	482	17.2
Sussy Ngulefac	30	30	718	23.9	140	221	.633	0	0	.000	65	117	.556	53	95	148	4.9	78	1	29	69	25	8	345	11.5
Masyn Marchbanks	26	12	690	26.5	91	258	.353	27	76	.355	42	55	.764	16	53	69	2.7	60	1	82	70	0	33	251	9.7
Carly Heidger	29	6	605	20.9	68	131	.519	12	26	.462	36	46	.783	39	59	98	3.4	51	2	42	36	11	13	184	6.3
Kathleen Wheeler	30	26	564	18.8	63	134	.470	22	65	.338	16	29	.552	27	84	111	3.7	37	0	37	44	12	10	164	5.5
Sanaa Redmond	23	18	577	25.1	38	94	.404	8	21	.381	13	23	.565	8	40	48	2.1	22	0	53	52	0	21	97	4.2
Alyssa Tarpley	30	30	867	28.9	41	121	.339	35	101	.347	3	10	.300	9	64	73	2.4	43	0	28	35	1	20	120	4.0
Emily Bowman	29	0	259	8.9	39	75	.520	0	0	.000	36	58	.621	36	49	85	2.9	45	0	1	24	25	9	114	3.9
Rylie Stephens	21	0	261	12.4	30	84	.357	9	38	.237	4	10	.400	14	36	50	2.4	23	0	9	19	1	10	73	3.5
Macey Lee	21	0	168	8.0	17	52	.327	3	15	.200	19	24	.792	9	27	36	1.7	17	0	6	13	2	8	56	2.7
Nicole Azar	3	0	21	7.0	2	9	.222	1	6	.167	1	2	.500	0	0	0	0.0	2	0	2	2	0	2	6	2.0
Mattie Hatcher	17	0	160	9.4	11	28	.393	7	19	.368	3	4	.750	0	9	9	0.5	15	0	9	11	0	4	32	1.9
Kiersten Nelson	16	0	149	9.3	13	32	.406	0	3	.000	2	9	.222	13	28	41	2.6	21	0	7	22	2	3	28	1.8
Cydney Rivera	13	0	145	11.2	6	31	.194	0	7	.000	3	3	1.000	4	13	17	1.3	18	0	5	18	0	5	15	1.2
TEAM.....																54	87	141	4.7	0		31		0	
Total.....	30				732	1676	.437	180	544	.331	323	484	.667	292	772	1064	35.5	483	5	412	503	79	226	1967	65.6
Opponents.....	30				750	1868	.401	211	623	.339	317	442	.717	389	717	1106	36.9	484	-	377	423	85	224	2028	67.6

Conference-only statistics

Player	GP	GS	Min	Avg	FG	FGA	Pct	3FG	3FGA	Pct	FT	FTA	Pct	R-Off	R-Def	Reb	Avg	PF	FO	A	TO	Blk	Stl	Pts	Avg
Andrea Bailey	12	12	405	33.8	68	171	.398	24	73	.329	47	54	.870	4	69	73	6.1	22	1	50	23	0	37	207	17.3
Sussy Ngulefac	14	14	327	23.4	66	108	.611	0	0	.000	26	52	.500	20	50	70	5.0	38	0	15	35	9	3	158	11.3
Masyn Marchbanks	14	11	462	33.0	63	176	.358	20	53	.377	29	39	.744	9	40	49	3.5	37	1	61	45	0	21	175	12.5
Carly Heidger	14	5	353	25.2	37	80	.463	11	19	.579	25	30	.833	19	36	55	3.9	28	1	25	14	7	9	110	7.9
Kathleen Wheeler	14	11	286	20.4	36	73	.493	16	41	.390	8	14	.571	14	37	51	3.6	14	0	13	12	5	4	96	6.9
Sanaa Redmond	7	3	142	20.3	11	21	.524	1	5	.200	3	5	.600	2	9	11	1.6	7	0	9	14	0	5	26	3.7
Alyssa Tarpley	14	14	437	31.2	14	51	.275	13	43	.302	0	2	.000	1	31	32	2.3	20	0	9	9	1	4	41	2.9
Emily Bowman	14	0	124	8.9	13	26	.500	0	0	.000	15	26	.577	12	29	41	2.9	24	0	1	15	13	2	41	2.9
Rylie Stephens	6	0	104	17.3	12	32	.375	4	13	.308	1	2	.500	3	13	16	2.7	12	0	2	4	1	4	29	4.8
Macey Lee	6	0	32	5.3	1	7	.143	0	1	.000	2	3	.667	1	4	5	0.8	5	0	0	1	0	2	4	0.7
Nicole Azar	0	0	0	0.0	0	0	.000	0	0	.000	0	0	.000	0	0	0	0.0	0	0	0	0	0	0	0	0.0
Mattie Hatcher	8	0	84	10.5	4	11	.364	2	8	.250	2	2	1.000	0	8	8	1.0	5	0	3	4	0	2	12	1.5
Kiersten Nelson	4	0	25	6.3	5	8	.625	0	2	.000	0	1	.000	6	3	9	2.3	3	0	0	6	2	0	10	2.5
Cydney Rivera	3	0	19	6.3	0	4	.000	0	0	.000	0	0	.000	0	2	2	0.7	0	0	1	1	0	0	0	0.0
TEAM.....																28	35	63	4.5	0		13		0	
Total.....	14				330	768	.430	91	258	.353	158	230	.687	119	366	485	34.6	215	3	189	196	38	93	909	64.9
Opponents.....	14				336	844	.398	94	279	.337	153	202	.757	156	349	505	36.1	229	9	171	178	35	90	919	65.6

2022-23 RESULTS

(13-17 overall, 7-7 SoCon; 6th)

Date	Opponent	Result	Score
11/07/22	TROY	L	62-66
11/10/22	at Vanderbilt	L	51-81
11/14/22	at Tennessee Tech	L	70-75
11/17/22	at Alabama A&M	W	75-68
11/20/22	MILES COLLEGE	W	77-52
11/22/22	TALLADEGA	W	84-47
11/26/22	at UCF	LO2	74-79
11/27/22	vs Rhode Island	L	63-75
11/30/22	at Jacksonville State	L	59-75
12/03/22	SOUTHERN MISS.	W	71-59
12/07/22	Alabama St.	L	61-66
12/10/22	Nebraska	L	46-71
12/18/22	at Auburn	L	37-91
12/21/22	NORTHERN COLO.	W	69-66
12/30/22	BIRMINGHAM-SO.	W	112-75
01/05/23	WESTERN CAROLINA*	W	59-47
01/07/23	UNCG*	W	76-66
01/12/23	at Chattanooga*	W	58-53
01/14/23	at ETSU*	W	68-58
01/21/23	at Mercer*	L	63-70
01/26/23	FURMAN*	W	81-62
01/28/23	WOFFORD*	L	75-79
02/02/23	at UNCG*	W	75-68
02/04/23	at Western Carolina*	W	72-63
02/09/23	ETSU*	L	63-75
02/11/23	CHATTANOOGA*	L	55-60
02/18/23	MERCER*	L	59-70
02/23/23	at Wofford*	L	60-86
02/25/23	at Furman*	L	45-62
03/02/23	vs ETSU (SC)	L	47-63

* - Southern Conference game
(SC) - Southern Conference Championship (Asheville, N.C.)



MASYN MARCHBANKS

Sophomore • Guard
9.7 ppg, 2.7 rpg in 2022-23



CHATTANOOGA



HEAD COACH SHAWN POPPIE

Alma mater: Limestone, 2007
Hometown:..... Crescent City, Illinois
Career record (years):.....20-13 (1)
School record (years):.....20-13 (1)
SoCon record (years):.....9-5 (1)
SoCon Championship record (appearances):.....3-0 (1)
NCAA appearances:.....1

Assistant coaches

Jayda Worthy.....2nd season (Radford, 2018)
 Katelyn Grissilo.....2nd season (Aiken, 2016)
 Jonathon Goldberg7th season (Emerson, 2014)

2023-24 MOCS ROSTER

No.	Name	Pos.	Ht.	Yr.	Hometown/Previous School
1	Eleecia Carter	G	5-7	Fr.	Winter Garden, Fla. / Lake Highlands Preparatory
2	Hannah Kohn	G	5-9	Fr.	Oviedo, Fla. / The Masters Academy/ Hagerty High
3	Takia Davis	F/C	6-2	Jr.	Calhoun, Ga./Calhoun County High School
5	Sigrún Ólafsdóttir	G	5-9	Jr.	Hafnarfjörður, Iceland/Flensburg High School
10	Lamiah Walker	G	5-11	Jr.	Chattanooga, Tenn./Signal Mountain High School
11	Caia Elisaldez	G	5-5	Fr.	Whittier, Calif. / Mater Del High School
15	Frode Flos van de Schans	F/C	6-4	R-Fr.	Amsterdam, Netherlands / Orange Lions Academy
20	Joiya Maddox	G	6-0	Sr.	Hoover, Ala. / Hoover High School
21	Addie Grace Porter	G	5-4	Jr.	Lebanon, Tenn./Lebanon High School
23	Khyla Wade-Warren	F	6-2	Sr.	Selmer, Tenn. / McNairy Central High School
24	Jada Guinn	G	5-8	Gr.	Oak Ridge, Tenn. / Oak Ridge High School
25	Kailyn Farrell	F	6-1	Jr.	Tullahoma, Tenn. / Tullahoma High School
32	Raven Thompson	F	5-10	So.	Atlanta, Ga./Langston Hughes High School
33	Karsen Murphy	F	6-0	Jr.	Glendive, Mont./Dawson Co. High School/Montana



ADDIE GRACE PORTER

Junior • Guard

7.7 ppg, 6.9 rpg in 2022-23

2023-24 SCHEDULE

Date	Opponent	Time (ET)
November		
6	KING UNIVERSITY	11 a.m.
10	at Austin Peay	TBA
12	MARSHALL	2 p.m.
15	at Tennessee Tech	TBA
18	UVA WISE	3 p.m.
24	vs Kent State	TBA
25	vs Northern Kentucky	TBA
29	at Kennesaw State	TBA
December		
3	MISSISSIPPI STATE	2 p.m.
9	NORTH ALABAMA	2 p.m.
14	at Lipscomb	TBA
17	EASTERN KENTUCKY	6 p.m.
20	vs TBA	TBA
21	vs TBA	TBA
January		
3	NC CENTRAL	7 p.m.
10	MERCER*	7 p.m.
13	SAMFORD (DH)*	2 p.m.
20	ETSU*	2 p.m.
25	at UNCG*	TBA
27	at Western Carolina*	TBA
February		
1	WOFFORD*	7 p.m.
3	FURMAN (DH)*	2 p.m.
8	at Samford*	TBA
10	at Mercer*	TBA
17	at ETSU*	TBA
22	WESTERN CAROLINA*	7 p.m.
24	UNCG*	2 p.m.
29	at Furman*	TBA
March		
2	at Wofford*	TBA
7-10	SoCon Championship (Asheville, N.C.)	

* - conference game; All times Eastern

CHATTANOOGA MOCS

Basic information

Location:.....Chattanooga, Tenn.
 Founded:.....1886
 Enrollment:.....10,781
 Nickname:.....Mocs
 Colors:.....Navy, Old Gold and Silver
 Chancellor:.....Dr. Steve Angle
 Athletics director:.....Mark Wharton

Team information

2022-23 record:.....20-13
 SoCon record:.....9-5 (T-2nd)
 Home:.....8-5
 Away:.....9-8
 Neutral:.....3-0
 Letterwinners returning/lost:.....7/7
 Starters returning/lost:.....2/3
 Arena:.....McKenzie Arena (10,966)
 Arena record:.....441-109 (.801)

SoCon regular-season titles (22)

1984-86, 1991-92, 2000-10, 2013-17, 2020

SoCon Championship titles (18)

1984-86, 1989, 1992, 2001-04, 2006-08, 2010, 2013-17, 2023

NCAA appearances (15)

1989, 1992, 2001-04, 2006-08, 2010, 2013-17, 2023

Media relations

Zane Goedderza
 zane-goedderz@utc.edu
 Office: 423-425-5739
 Press row: 423-756-5476
 GoMocs.com



Zane Goedderza
Basketball SID

POPPIE YEAR-BY-YEAR

Year	School	Record	Pct.	SoCon	Pct.
2022-23	Chattanooga	20-13	.606	9-5	.642
Career (1)		20-13	.606	9-5	.642



#SoConHoops

2022-23 STATISTICS

Overall statistics

Player	GP	GS	Min	Avg	FG	FGA	Pct	3FG	3FGA	Pct	FT	FTA	Pct	R-Off	R-Def	Reb	Avg	PF	FO	A	TO	Blk	Stl	Pts	Avg
Yazz Wazeerud-Din	33	33	1260	38.2	184	453	.406	79	227	.348	72	91	.791	7	83	90	2.7	56	0	52	57	17	29	519	15.7
Raven Thompson																									
Abbey Cornelius	33	31	1032	31.3	118	298	.396	1	15	.067	73	106	.689	45	181	226	6.8	90	1	62	68	38	27	310	9.4
Addie Porter	33	33	1269	38.5	85	249	.341	38	117	.325	47	67	.701	31	197	228	6.9	71	0	91	99	3	41	255	7.7
Sigrun Olafsdottir	33	30	1078	32.7	73	154	.474	29	77	.377	12	17	.706	20	57	77	2.3	80	4	63	54	4	39	187	5.7
Destiny McClendon	15	3	104	6.9	11	36	.306	3	14	.214	4	4	1.000	0	5	5	0.3	9	0	4	6	0	2	29	1.9
Karsen Murphy	30	0	258	8.6	22	70	.314	9	36	.250	2	5	.400	6	43	49	1.6	36	1	5	21	9	3	55	1.8
Takia Davis	27	2	197	7.3	18	33	.545	0	1	.000	5	7	.714	13	14	27	1.0	21	0	4	17	3	2	41	1.5
Brooke Hampel	10	0	34	3.4	4	13	.308	1	6	.167	4	7	.571	0	4	4	0.4	2	0	0	5	1	1	13	1.3
Amaria Pugh	14	0	131	9.4	4	15	.267	1	4	.250	6	9	.667	2	5	7	0.5	11	0	7	12	0	4	15	1.1
Brooklyn Crouch	31	0	325	10.5	9	44	.205	6	29	.207	0	0	.000	1	23	24	0.8	19	0	15	13	0	6	24	0.8
Audrey Canter	9	0	13	1.4	0	4	.000	0	2	.000	0	0	.000	0	1	1	0.1	0	0	0	0	0	0	0	0.0
TEAM.....														46	63	109	3.3	0	0	0	37	0	0	0	
Total.....	33				692	1686	.410	183	577	.317	374	496	.754	239	831	1070	32.4	472	7	356	466	80	190	1941	58.8
Opponents.....	33				676	1730	.391	148	481	.308	309	433	.714	247	777	1024	31.0	507	-	262	442	122	180	1809	54.8

Conference-only statistics

Player	GP	GS	Min	Avg	FG	FGA	Pct	3FG	3FGA	Pct	FT	FTA	Pct	R-Off	R-Def	Reb	Avg	PF	FO	A	TO	Blk	Stl	Pts	Avg
Yazz Wazeerud-Din	14	14	542	38.7	75	201	.373	37	104	.356	33	42	.786	5	30	35	2.5	27	0	15	26	9	14	220	15.7
Raven Thompson	14	14	438	31.3	75	144	.521	11	31	.355	63	75	.840	19	46	65	4.6	29	1	26	37	2	13	224	16.0
Abbey Cornelius	14	12	413	29.5	45	103	.437	0	1	.000	24	39	.615	20	70	90	6.4	39	0	36	28	12	13	114	8.1
Addie Porter	14	14	556	39.7	39	113	.345	16	49	.327	19	29	.655	13	86	99	7.1	34	0	39	37	3	16	113	8.1
Sigrun Olafsdottir	14	14	501	35.8	37	84	.440	15	46	.326	4	7	.571	11	36	47	3.4	35	2	29	23	2	24	93	6.6
Destiny McClendon	4	0	8	2.0	3	7	.429	1	3	.333	0	0	.000	0	0	0	0.0	1	0	0	0	0	0	7	1.8
Karsen Murphy	14	0	113	8.1	11	35	.314	3	19	.158	2	5	.400	4	23	27	1.9	17	0	2	11	2	1	27	1.9
Takia Davis	14	2	121	8.6	10	21	.476	0	1	.000	2	2	1.000	7	8	15	1.1	12	0	4	8	2	0	22	1.6
Brooke Hampel	3	0	3	1.0	0	0	.000	0	0	.000	0	0	.000	0	2	2	0.7	0	0	0	1	0	0	0	0.0
Amaria Pugh	2	0	5	2.5	0	0	.000	0	0	.000	0	0	.000	0	0	0	0.0	0	0	1	1	0	0	0	0.0
Brooklyn Crouch	14	0	171	12.2	6	26	.231	5	21	.238	0	0	.000	0	10	10	0.7	10	0	7	5	0	3	17	1.2
Audrey Canter	3	0	4	1.3	0	0	.000	0	0	.000	0	0	.000	0	1	1	0.3	0	0	0	0	0	0	0	0.0
TEAM.....														14	22	36	2.6	0	0	0	9	0	0	0	
Total.....	14				301	734	.410	88	275	.320	147	199	.739	93	334	427	30.5	204	3	159	186	32	84	837	59.8
Opponents.....	14				306	731	.419	59	177	.333	130	178	.730	94	343	437	31.2	200	3	113	195	41	71	801	57.2



RAVEN THOMPSON
 Sophomore - Forward
 614.9 ppg, 6.8 rpg in 2022-23

2022-23 RESULTS

(20-13 overall, 9-5 SoCon; T-2nd)

Date	Opponent	Result	Score
11/07/22	YOUNG HARRIS	W	65-39
11/09/22	at Belmont	L	54-56
11/12/22	AUSTIN PEAY	L	53-58
11/16/22	TENNESSEE STATE	W	60-31
11/19/22	at Murray State	L	56-59
11/21/22	KENNESAW STATE	W	72-59
11/23/22	at UNC Asheville	W	60-48
11/26/22	KING UNIVERSITY	W	62-47
11/30/22	at Georgia State	W	74-60
12/03/22	at Alabama	L	52-61
12/06/22	at Tennessee	L	39-69
12/15/22	at North Alabama	W	55-44
12/18/22	at Ohio	W	67-55
12/21/22	at Marshall	L	56-60
12/29/22	JACKSONVILLE STATE	L	51-59
01/05/23	at ETSU*	W	53-50
01/12/23	SAMFORD*	L	53-58
01/14/23	MERCER*	W (OT)	78-70
01/19/23	at Wofford*	L	51-64
01/21/23	at Furman*	W (2OT)	51-44
01/26/23	UNCG*	W	67-46
01/28/23	WESTERN CAROLINA*	L	48-56
02/04/23	ETSU*	W	73-62
02/09/23	at Mercer*	W	64-61
02/11/23	at Samford*	W	60-55
02/16/23	FURMAN*	W	70-63
02/18/23	WOFFORD (DH)*	L	53-72
02/23/23	at Western Carolina*	W	62-44
02/25/23	at UNCG*	L	54-56
03/02/23	vs Furman (SC)	W	63-52
03/03/23	vs ETSU (SC)	W	69-40
03/05/23	vs Wofford (SC)	W	63-53
03/17/23	vs Virginia Tech (NCAA)	L	33-58

* - Southern Conference game
 (SC) - Southern Conference Championship (Asheville, N.C.)



WESTERN CAROLINA

HEAD COACH KILEY HILL



Alma mater: Arkansas Tech, 1995
Hometown:..... Hot Springs, Ark.
Career record (years):..... 323-273 (21)
School record (years):..... 29-78 (4)
SoCon record (years):..... 7-48 (4)
SoCon Championship record (appearances):..... 0-4 (4)
NCAA appearances:..... 0

Assistant coaches

Megan Brown..... 4th season (Southern Miss, 2017)
 Eileen Van Horn..... 2nd season (Marist, 2016)
 Shayna Gore 1st season (Marshall, 2019)



AUDREY MEYERS
 Senior • Guard/Forward
 4 ppg, 4.4 rpg in 2022-23

2023-24 CATAMOUNTS ROSTER

#	Name	Ht.	Pos.	Cl.	Hometown (Previous School / HS)
0	Tamori Plantin	6-1	F	So.	Buford, Ga. / Buford HS
1	Lonasia Brewer	6-0	F	Gr.	Akron, Ohio / Archbishop Hoban HS / Toledo / Akron
2	Kehinde Obasuyi	5-5	G	So.	Villa Rice, Ga. / Carrollton HS
3	Reagan Trumm	5-9	G	So.	Powell, Tenn. / Powell HS
4	Mya Love	5-8	G	Sr.	Jonesboro, Ark. / Arkansas State / Nettleton HS
5	Tyja Beans	5-11	G/F	Fr.	Daytona Beach, Fla. / Spruce Creek HS
10	Jada Burton	5-8	G	Jr.	Spartanburg, SC / Byrnes HS / Otero College
11	Chelsea Wooten	5-9	G	Jr.	McKinney, Tex. / McKinney North HS / College of Charleston
13	Zanoria Cruz	5-10	G/F	Sr.	Orlando, Fla. / Lake Highland Preparatory School
15	Ewa Kielar	6-1	F	Sr.	Pabianice, Poland / South Plains College
22	Nicole Azar	5-11	G	R-So.	Atlanta, Ga. / Hebron Christian / Samford
23	Erin Stack	6-3	F	So.	St. Charles, Ill. / St. Charles HS
25	Bailey Trumm	5-7	G	Jr.	Powell, Tenn. / Appalachian State / Powell HS
31	Audrey Meyers	6-0	G/F	Sr.	Columbia, S.C. / Cardinal Newman HS
35	Tyra Robinson	6-3	F	Fr.	Little Rock, Ark. / Parkview HS

2023-24 SCHEDULE

Date	Opponent	Time (ET)
November		
6	AGNES SCOTT	TBA
9	RADFORD	TBA
13	at UAB	TBA
16	at UNC Wilmington	TBA
18	at Campbell	TBA
22	at NC Central	TBA
28	GEORGIA STATE	TBA
December		
2	PRESBYTERIAN	TBA
5	USC UPSTATE	TBA
9	UNC ASHEVILLE	TBA
15	at North Carolina	TBA
18	MURRAY STATE	TBA
20	at Queens	TBA
30	SOUTHERN WESLEYAN	TBA
January		
7	MONTREAT	TBA
11	FURMAN*	TBA
13	WOFFORD*	TBA
18	at Samford*	TBA
20	at Mercer*	TBA
25	ETSU*	TBA
27	CHATTANOOGA*	TBA
February		
3	UNCG*	TBA
8	at Wofford*	TBA
10	at Furman*	TBA
15	MERCER*	TBA
17	SAMFORD*	TBA
22	at Chattanooga*	TBA
24	at ETSU*	TBA
March		
2	at UNCG*	TBA
7-10	SoCon Championship (Asheville, N.C.)	

* - conference game; All times Eastern.

WESTERN CAROLINA CATAMOUNTS

Basic information

Location:Cullowhee, N.C.
 Founded:..... 1889
 Enrollment:.....9,956
 Nickname: Catamounts
 Colors:..... Purple and Gold
 Chancellor:.....Kelli R. Brown
 Athletics director:.....Alex Gary

Team information

2022-23 record:.....11-19
 SoCon record: 2-12 (8th)
 Home: 7-8
 Away: 2-11
 Neutral:..... 0-2
 Letterwinners returning/lost:..... 9/4
 Starters returning/lost:..... 2/3
 Arena:..... Ramsey Center (7,826)
 Arena record:..... 211-248 (.459)

SoCon regular-season titles (1)
 2007

SoCon Championship titles (2)
 2005, 2009

NCAA appearances (2)
 2005, 2009

Media relations

Greg Hartlage
 ghartlage@email.wcu.edu
 Office: (828) 227-2336
 Press row: 828-227-2129
 CatamountSports.com



Greg Hartlage
 Basketball SID

HILL YEAR-BY-YEAR

Year	School	Record	Pct.	SoCon	Pct.
1999-00	West Alabama	15-11	.577	-	-
West Alabama (1)					
2000-01	Valdosta State	15-12	.556	-	-
2001-02	Valdosta State	10-16	.385	-	-
2002-03	Valdosta State	15-12	.556	-	-
2003-04	Valdosta State	17-10	.630	-	-
2004-05	Valdosta State	24-7	.774	-	-
2005-06	Valdosta State	18-10	.643	-	-
2006-07	Valdosta State	24-7	.774	-	-
2007-08	Valdosta State	26-6	.812	-	-
2008-09	Valdosta State	21-9	.700	-	-
2009-10	Valdosta State	20-9	.690	-	-
2010-11	Valdosta State	14-13	.519	-	-
2011-12	Valdosta State	22-8	.733	-	-
2012-13	Valdosta State	16-11	.593	-	-
2013-14	Valdosta State	12-15	.444	-	-
2014-15	Valdosta State	14-15	.483	-	-
2015-16	Valdosta State	11-17	.393	-	-
Valdosta State (16)					
		279-177	.612	-	-
2019-20	Western Carolina	5-25	.167	2-12	.143
2020-21	Western Carolina	6-18	.250	3-10	.231
2021-22	Western Carolina	7-23	.233	0-14	.000
2022-23	Western Carolina	9-21	.300	2-12	.143
Western Carolina (2)					
		27-80	.252	7-48	.127



#SoConHoops

2022-23 STATISTICS

Overall statistics

Player	GP	GS	Min	Avg	FG	FGA	Pct	3FG	3FGA	Pct	FT	FTA	Pct	R-Off	R-Def	Reb	Avg	PF	FO	A	TO	Blk	Stl	Pts	Avg
Kyla Allison	28	28	999	35.7	145	347	.418	34	107	.318	56	66	.848	6	123	129	4.6	60	1	68	82	7	20	380	13.6
Mya Love	29	20	669	23.1	112	273	.410	14	42	.333	71	100	.710	39	58	97	3.3	77	3	38	75	2	13	309	10.7
Shayan Poirot-Allard	13	13	422	32.5	45	124	.363	21	65	.323	13	25	.520	5	19	24	1.8	44	1	39	42	0	11	124	9.5
Endia Holliday	27	16	481	17.8	60	141	.426	0	0	.000	40	60	.667	64	73	137	5.1	73	4	6	44	9	6	160	5.9
Zanoria Cruz	13	7	277	21.3	26	85	.306	3	19	.158	22	34	.647	12	19	31	2.4	39	2	19	31	7	6	77	5.9
Reagan Trumm	29	11	498	17.2	45	141	.319	28	91	.308	32	36	.889	6	19	25	0.9	35	0	13	34	1	11	150	5.2
Kehinde Obasuyi	12	4	229	19.1	18	89	.202	5	37	.135	13	18	.722	1	10	11	0.9	20	0	9	21	0	5	54	4.5
Audrey Meyers	24	20	625	26.0	32	95	.337	2	10	.200	30	46	.652	37	68	105	4.4	38	0	25	21	7	26	96	4.0
Joi Reid	24	15	620	25.8	38	79	.481	0	1	.000	17	62	.274	72	92	164	6.8	57	3	30	51	15	19	93	3.9
Tamori Plantin	22	2	225	10.2	19	50	.380	0	0	.000	21	38	.553	12	26	38	1.7	40	1	6	14	5	5	59	2.7
Jacey Justice	28	3	319	11.4	23	67	.343	13	43	.302	6	6	1.000	3	16	19	0.7	25	0	10	14	1	4	65	2.3
Ewa Kielar	29	11	449	15.5	18	51	.353	0	0	.000	6	8	.750	31	77	108	3.7	51	1	13	33	5	10	42	1.4
Erin Stack	16	0	168	10.5	6	39	.154	4	25	.160	5	10	.500	4	11	15	0.9	8	0	3	11	4	3	21	1.3
Bailey Trumm	14	0	70	5.0	2	11	.182	2	9	.222	0	0	.000	1	2	3	0.2	2	0	0	2	1	1	6	0.4
TEAM.....														59	63	122	4.1	0			42			0	
Total.....	30				589	1592	.370	126	449	.281	332	509	.652	352	676	1028	34.3	569	16	279	517	64	140	1636	54.5
Opponents.....	30				692	1635	.423	163	531	.307	412	601	.686	330	717	1047	34.9	539	-	311	411	93	233	1959	65.3

Conference-only statistics

Player	GP	GS	Min	Avg	FG	FGA	Pct	3FG	3FGA	Pct	FT	FTA	Pct	R-Off	R-Def	Reb	Avg	PF	FO	A	TO	Blk	Stl	Pts	Avg
Kyla Allison	14	14	540	38.6	78	176	.443	18	54	.333	29	36	.806	4	61	65	4.6	27	0	36	43	2	6	203	14.5
Mya Love	13	4	341	26.2	57	133	.429	9	18	.500	39	50	.780	16	31	47	3.6	38	3	20	30	0	4	162	12.5
Shayan Poirot-Allard	0	0	0	0.0	0	0	.000	0	0	.000	0	0	.000	0	0	0	0.0	0	0	0	0	0	0	0	0.0
Endia Holliday	14	12	287	20.5	38	78	.487	0	0	.000	25	40	.625	34	43	77	5.5	45	4	4	28	5	2	101	7.2
Zanoria Cruz	12	7	259	21.6	26	82	.317	3	16	.188	20	32	.625	10	19	29	2.4	35	2	18	27	6	3	75	6.3
Reagan Trumm	13	8	232	17.8	18	54	.333	11	34	.324	6	6	1.000	5	7	12	0.9	18	0	3	20	1	1	53	4.1
Kehinde Obasuyi	9	4	156	17.3	11	53	.208	2	19	.105	7	9	.778	1	5	6	0.7	16	0	4	15	0	3	31	3.4
Audrey Meyers	8	6	187	23.4	7	23	.304	0	2	.000	5	8	.625	10	18	28	3.5	14	0	8	6	1	4	19	2.4
Joi Reid	11	11	321	29.2	14	35	.400	0	1	.000	7	26	.269	38	54	92	8.4	31	2	11	27	11	10	35	3.2
Tamori Plantin	6	0	58	9.7	6	12	.500	0	0	.000	10	16	.625	3	11	14	2.3	12	0	2	7	2	1	22	3.7
Jacey Justice	13	2	149	11.5	7	29	.241	2	17	.118	0	0	.000	1	5	6	0.5	11	0	5	4	0	2	16	1.2
Ewa Kielar	14	2	218	15.6	10	24	.417	0	0	.000	2	4	.500	12	29	41	2.9	26	0	3	21	4	5	22	1.6
Erin Stack	8	0	86	10.8	3	18	.167	2	12	.167	2	4	.500	1	6	7	0.9	5	0	0	5	2	1	10	1.3
Bailey Trumm	6	0	17	2.8	0	0	.000	0	0	.000	0	0	.000	0	1	1	0.2	1	0	0	1	0	0	0	0.0
TEAM.....														24	28	52	3.7	0			19			0	
Total.....	14				275	717	.384	47	173	.272	152	231	.658	159	318	477	34.1	279	11	114	253	34	42	749	53.5
Opponents.....	14				342	785	.436	76	237	.321	198	293	.676	159	303	462	33.0	245	8	158	155	42	108	958	68.4



MYA LOVE
Senior - Guard
10.7 ppg, 3.3 rpg in 2022-23

2022-23 RESULTS

(9-21 overall, 2-12 SoCon; 8th)

Date	Opponent	Result	Score
11/7/22	BLUEFIELD ST.	W	63-46
11/10/22	WINTHROP	W	48-47
11/13/22	at LSU	L	34-107
11/15/22	at Presbyterian	L	67-68
11/18/22	at USC Upstate	W	58-48
11/23/22	at Charleston So.	L	43-62
11/28/22	at UNC Asheville	L	51-64
12/1/22	QUEENS (NC)	W	68-59
12/3/22	UAB	L	58-71
12/6/22	CAMPBELL	W	49-46
12/10/22	at Clemson	L	42-81
12/11/22	MONTREAT	W	69-51
12/19/22	N.C. CENTRAL	L	66-74
12/21/22	UNCW	L	51-60
12/30/22	SOUTHERN WESLEYAN	W	64-46
1/5/23	at Samford*	L	47-59
1/7/23	at Mercer*	L	40-76
1/12/23	WOFFORD*	W	53-49
1/14/23	FURMAN*	L	46-60
1/19/23	UNC GREENSBORO*	L	59-83
1/26/23	at ETSU*	L	39-70
1/28/23	at Chattanooga*	W	56-48
2/2/23	MERCER*	L	44-68
2/4/23	SAMFORD*	L	63-72
2/9/23	at Furman*	L	53-66
2/11/23	at Wofford*	L	62-83
2/18/23	at UNC Greensboro*	L	59-72
2/23/23	CHATTANOOGA*	L	44-62
2/25/23	ETSU*	L	84-90
3/2/2023	vs Wofford (SC)	L	56-71

* - Southern Conference game
(SC) - Southern Conference Championship (Asheville, N.C.)



WOFFORD

HEAD COACH JIMMY GARRITY



Alma mater:Elon, 1989
Hometown:.....Cary, N.C.
Career record (years):..... 172-128 (10)
School record (years):..... 106-102 (7)
SoCon record (years):.....49-49 (7)
SoCon Championship record (appearances):.....6-7 (7)
NCAA appearances:.....2 (0 in NCAA DI)

Assistant coaches

Mike Merrill..... 7th season (UNC Wilmington, 2007)
 Trent Bunn.....6th season (North Carolina, 2001)
 Ashley Raley-Ross.....2nd season (Queens, 2010)



ANNABELLE SCHULTZ

Senior • Guard

6.7 ppg, 4.0 rpg in 2022-23

2023-24 TERRIERS ROSTER

NO.	NAME	POS.	HT.	YR.	HOMETOWN / HS / PREVIOUS SCHOOL
0	Ja'Rae Smith	G	5-6	Sr.	Piedmont, S.C. / Woodmont
1	Annabelle Schultz	G	5-7	Sr.	Asheville, N.C. / Erwin
2	Maddie Heiss	G	5-10	Fr.	Dallas, Texas / Bishop Lynch
3	Evangelia Paulk	F/G	6-0	Fr.	Asheville, NC . Asheville
4	Yinka Kruyswijk	F	6-2	Fr.	Amsterdam, Netherlands / International School of Amsterdam
5	Helen Matthews	G	5-10	Jr.	Kaiapoi, New Zealand / Kaiapoi
10	Libby Privett	G	5-8	So.	Hunstville, Ala. / Madison Academy
11	Vitolia Tuilave	F	6-2	Fr.	Mount Maunganui, New Zealand / Mount Maunganui College
12	Rachael Rose	G	5-7	Jr.	Scranton, Pa. / Scranton Prep / USC Upstate
20	Indiya Clarke	G	5-11	So.	Wasilla, Alaska / Cony
21	Mia Flor	F	6-2	Jr.	Missoula, Mont. / Kings High School
24	Sara Deidda	G	5-11	Fr.	Zagreb, Croatia / Trgovacka skola Zagreb
40	Abbey Crawford	F	6-1	Sr.	Blountville, Tn. / Sullivan Central

2023-24 SCHEDULE

Date	Opponent	Time (ET)
November		
6	at Wake Forest	TBA
9	ERSKINE	7 p.m.
11	UNC-WILMINGTON	3 p.m.
14	NORTH CAROLINA CENTRAL	7 p.m.
17	at High Point	7 p.m.
21	at Davidson	TBA
27	SOUTHERN WESLEYAN	7 p.m.
29	UNC ASHEVILLE	7 p.m.
December		
2	BELLARMINE	2 p.m.
4	EMORY AND HENRY	7 p.m.
16	at Virginia	TBA
19	at Tennessee	TBA
30	at Georgia	TBA
January		
1	NORTH GREENVILLE	1 p.m.
11	at UNCG*	TBA
13	at Western Carolina*	TBA
20	FURMAN*	2 p.m.
25	MERCER*	6 p.m.
27	SAMFORD*	TBA
February		
1	at Chattanooga*	TBA
3	at ETSU*	TBA
8	WESTERN CAROLINA*	11 a.m.
10	UNCG*	TBA
15	at Furman*	TBA
22	at Samford*	TBA
24	at Mercer*	TBA
29	ETSU*	7 p.m.
March		
2	CHATTANOOGA*	2 p.m.
7-10	The Southern Conference Championship	

* - conference game ; All times Eastern.

GARRITY YEAR-BY-YEAR

Year	School	Record	Pct.	SoCon	Pct.
2013-14	Anderson	16-14	.533	-	-
2014-15	Anderson	27-5	.844	-	-
2015-16	Anderson	23-7	.767	-	-
Anderson (3)		66-26	.717	-	-
2016-17	Wofford	13-17	.433	3-11	.214
2017-18	Wofford	10-20	.333	3-11	.214
2018-19	Wofford	16-15	.516	7-7	.500
2019-20	Wofford	15-15	.500	8-6	.571
2020-21	Wofford	13-11	.542	7-7	.500
2021-22	Wofford	17-14	.548	11-3	.786
2022-23	Wofford	22-10	.687	10-4	.714
Wofford (6)		106-103	.509	49-49	.500
Career (9)		172-129	.571	49-49	.500

WOFFORD TERRIERS

Basic information

Location: Spartanburg, S.C.
 Founded:..... 1854
 Enrollment:..... 1,823
 Nickname:..... Terriers
 Colors:..... Old Gold and Black
 President:..... Dr. Nayef H. Samhat
 Athletics director:..... Richard Johnson

Team information

2022-23 record:.....22-10
 SoCon record:..... 10-4 (1st)
 Home:..... 11-2
 Away:..... 9-7
 Neutral:..... 2-1
 Letterwinners returning/lost:..... 7/5
 Starters returning/lost:..... 3/2
 Arena:..... Richardson Indoor Stadium (3,400)
 Arena record:..... 59-22 (.728)

SoCon regular-season titles (1)
 2023

SoCon Championship titles (0)

NCAA appearances (0)

Media relations

Wyatt Streett
 streettw@wofford.edu
 Office: 864-597-4098
 Cell: 843-496-8030
 Press row: 864-597-4487
 WoffordTerriers.com



Wyatt Streett
Basketball SID





2022-23 STATISTICS

Overall statistics

Player	GP	GS	Min	Avg	FG	FGA	Pct	3FG	3FGA	Pct	FT	FTA	Pct	R-Off	R-Def	Reb	Avg	PF	FO	A	TO	Blk	Stl	Pts	Avg	
Rachael Rose	32	32	1098	34.3	197	384	.513	45	109	.413	111	140	.793	45	137	182	5.7	53	0	133	66	3	64	550	17.2	
Jackie Carman	32	32	1083	33.8	165	419	.394	66	195	.338	86	116	.741	22	97	119	3.7	28	0	53	42	1	36	482	15.1	
Lilly Hatton	30	30	858	28.6	109	309	.353	47	148	.318	30	41	.732	56	92	148	4.9	72	2	18	26	40	12	295	9.8	
Helen Matthews	31	30	910	29.4	121	300	.403	25	90	.278	34	50	.680	47	116	163	5.3	74	1	57	55	15	28	301	9.7	
Annabelle Schultz	31	31	1005	32.4	68	193	.352	47	138	.341	31	51	.608	32	91	123	4.0	74	0	49	21	4	66	214	6.9	
Indiya Clarke	27	2	322	11.9	30	87	.345	5	25	.200	23	34	.676	18	55	73	2.7	30	0	5	19	3	3	88	3.3	
Jessie Parish	28	2	286	10.2	26	67	.388	15	44	.341	10	11	.909	15	32	47	1.7	23	0	5	20	5	8	77	2.8	
Ja'Rae Smith	31	0	261	8.4	30	66	.455	4	10	.400	17	29	.586	10	16	26	0.8	49	1	22	28	0	14	81	2.6	
Abbey Crawford	28	0	195	7.0	32	61	.525	0	1	.000	4	4	1.000	12	14	26	0.9	23	1	6	8	1	1	68	2.4	
Sydnee Richetto	30	1	294	9.8	19	76	.250	9	43	.209	7	10	.700	13	28	41	1.4	13	0	9	16	0	13	54	1.8	
Sophie Smith	14	0	88	6.3	5	20	.250	5	17	.294	5	6	.833	4	5	9	0.6	12	0	4	9	0	2	20	1.4	
TEAM.....																										
Total.....	32				802	1982	.405	268	820	.327	358	492	.728	317	735	1052	32.9	451	5	361	330	72	247	2230	69.7	
Opponents.....	32				757	1849	.409	240	759	.316	327	449	.728	338	857	1195	37.3	513	-	380	507	81	167	2081	65.0	

Conference-only statistics

Player	GP	GS	Min	Avg	FG	FGA	Pct	3FG	3FGA	Pct	FT	FTA	Pct	R-Off	R-Def	Reb	Avg	PF	FO	A	TO	Blk	Stl	Pts	Avg
Rachael Rose	14	14	503	35.9	93	183	.508	18	52	.346	47	61	.770	28	65	93	6.6	20	0	63	31	2	25	251	17.9
Jackie Carman	14	14	479	34.2	72	182	.396	31	84	.369	38	49	.776	8	45	53	3.8	14	0	23	12	1	10	213	15.2
Lilly Hatton	14	14	449	32.1	54	162	.333	22	73	.301	13	19	.684	25	49	74	5.3	35	0	11	8	24	5	143	10.2
Helen Matthews	13	12	390	30.0	52	122	.426	10	35	.286	15	25	.600	14	52	66	5.1	33	0	18	21	9	8	129	9.9
Annabelle Schultz	14	14	499	35.6	31	87	.356	23	63	.365	17	29	.586	10	45	55	3.9	33	0	23	10	3	27	102	7.3
Indiya Clarke	11	2	107	9.7	13	37	.351	3	9	.333	8	12	.667	7	22	29	2.6	10	0	1	5	1	1	37	3.4
Jessie Parish	11	0	78	7.1	8	20	.400	4	12	.333	2	2	1.000	3	7	10	0.9	6	0	0	4	2	2	22	2.0
Ja'Rae Smith	14	0	113	8.1	13	31	.419	1	4	.250	2	5	.400	6	2	8	0.6	19	1	4	11	0	2	29	2.1
Abbey Crawford	12	0	76	6.3	10	19	.526	0	0	.000	2	2	1.000	4	8	12	1.0	9	0	3	3	1	0	22	1.8
Sydnee Richetto	12	0	92	7.7	4	19	.211	1	9	.111	1	2	.500	3	7	10	0.8	0	0	1	1	0	2	10	0.8
Sophie Smith	4	0	14	3.5	1	3	.333	1	3	.333	0	0	.000	1	2	3	0.8	1	0	1	1	0	0	3	0.8
TEAM.....																									
Total.....	14				351	865	.406	114	344	.331	145	206	.704	125	321	446	31.9	180	1	148	117	43	82	961	68.6
Opponents.....	14				334	832	.401	103	314	.328	128	172	.744	149	379	528	37.7	228	4	155	191	34	57	899	64.2



RACHAEL ROSE

Junior • Guard

17.2 ppg, 5.7 rpg in 2022-23

2022-23 RESULTS


(22-10 overall, 10-4 SoCon; 1st)

Date	Opponent	Result	Score
11/07/22	at Youngstown State	L	72-81
11/10/22	at Clemson	L	68-79
11/16/22	COASTAL CAROLINA	W	84-69
11/19/22	at High Point	W	88-79
11/22/22	at UNCW	W	67-66
11/28/22	SOUTHERN WESLEYAN	W	70-51
11/30/22	DAVIDSON	W	72-51
12/03/22	APP STATE	W	71-42
12/05/22	EMORY & HENRY	W	76-54
12/11/22	at North Carolina	L	67-99
12/17/22	at Bellarmine	W	69-56
12/19/22	at UNC Asheville	W	79-67
12/27/22	at Tennessee	L	53-92
12/31/22	ERSKINE	W	78-48
01/05/23	FURMAN*	W	79-55
01/12/23	at Western Carolina*	L	49-53
01/14/23	at UNCG*	W	55-51
01/19/23	CHATTANOOGA*	W	64-51
01/21/23	ETSU*	L	58-75
01/26/23	at Mercer*	W	76-71
01/28/23	at Samford*	W	79-75
02/04/23	at Furman*	W	69-66
02/09/23	UNCG*	L	64-68
02/11/23	WESTERN CAROLINA*	W	83-62
02/16/23	at ETSU*	L	45-83
02/18/23	at Chattanooga*	W	72-53
02/23/23	SAMFORD*	W	86-60
02/25/23	MERCER*	W	82-76
03/02/23	vs Western Carolina (SC)	W	71-56
03/03/23	vs UNCG (SC)	W	68-63
03/05/23	vs Chattanooga (SC)	L	53-63
03/16/23	at Florida ^	L	63-66

* - Southern Conference game
 (SC) - Southern Conference Championship (Asheville, N.C.)
 ^ - WNIT



ETSU
Brooks Gym (2,476)
Press row: 616-755-4840



FURMAN
Timmons Arena (3,000)
Press row: 864-294-3620




MERCER
Hawkins Arena (3,500)
Press row: 404-915-1385



UNCG
Fleming Gymnasium (2,320)
Press row: 336-334-3270

#SoConHoops

SOCON HOME COURTS



SAMFORD

Pete Hanna Center (5,000)

Press row: 205-726-2377



CHATTANOOGA

The McKenzie Arena (10,966)

Press row: 423-756-5476



WESTERN CAROLINA

Liston B. Ramsey Regional Activity Center (7,826)


Press row: 828-227-2129



WOFFORD

Jerry Richardson Indoor Stadium (3,400)

Press row: 864-597-4487



SOCON CHAMPIONSHIP

Harrah's Cherokee Center Asheville (6,300)

Press row: TBD

2022-23 SOUTHERN CONFERENCE STANDINGS

	Conference							Overall							
	W	L	Pct	PF	PA	Home	Away	W	L	Pct	PF	PA	Home	Away	Neutral
Wofford	10	4	.714	961	899	5-2	5-2	22	10	.688	2230	2081	11-2	9-7	2-1
ETSU	9	5	.643	930	826	4-3	5-2	25	10	.714	2253	1950	10-4	9-3	6-3
Chattanooga	9	5	.643	837	801	4-3	5-2	20	13	.606	1941	1809	8-5	9-8	3-0
UNCG	8	6	.571	874	883	4-3	4-3	16	14	.533	1964	1919	9-5	6-8	1-1
Mercer	8	6	.571	951	849	3-4	5-2	12	16	.429	1813	1827	6-7	6-6	0-3
Samford	7	7	.500	909	919	3-4	4-3	13	17	.433	1967	2028	8-5	5-10	0-2
Furman	3	11	.214	749	958	2-5	1-6	11	19	.367	1898	1916	8-7	3-11	0-1
Western Carolina	2	12	.143	826	902	1-6	1-6	9	21	.300	1636	1959	7-8	2-11	0-2

2023 SOUTHERN CONFERENCE TOURNAMENT RESULTS

Thursday, March 2

- Game 1 – No. 1 Wofford 71, No. 8 Western Carolina 56
- Game 2 – No. 4 UNCG 63, No. 5 Mercer 59 (OT)
- Game 3 – No. 2 Chattanooga 63, No. 7 Furman 52
- Game 4 – No. 3 ETSU 63, No. 6 Samford 47

Friday, March 3

- Game 5 – No. 1 Wofford 68, No. 4 UNCG 63
- Game 6 – No. 2 Chattanooga 69, No. 3 ETSU 40

Sunday, March 5

- Game 7 – No. 2 Chattanooga 63, No. 1 Wofford 53



Raven Thompson was named the SoCon tournament Most Outstanding Player in 2023.



NCAA Championship

Virginia Tech 58,
Chattanooga 33
First Round
Blacksburg Va.

WNIT

University of Florida 66,
Wofford 63
First Round
Gainesville, Fla.

WBI

ETSU 81, Florida Atlantic 56
Lexington, Ky.

New Mexico State 57, ETSU 53
Lexington, Ky.

ETSU 96, Georgia Southern 49
Lexington, Ky.

SOUTHERN CONFERENCE AWARDS

Coaches Awards

Player of the Year Rachael Rose, So., G, Wofford
Freshman of the Year Raven Thompson, Fr., F, Chattanooga
Defensive Player of the Year Summah Evans, Jr., Mercer
Coach of the Year Brenda Mock Brown, ETSU
Ann Lashley Inspiration Award Kyla Allison, Gr., G, Western Carolina

Southern Conference Sports Media Association Awards

Player of the Year Andrea Bailey, Sr., G, Samford
Freshman of the Year Raven Thompson, Chattanooga
Coach of the Year Jimmy Garrity, Wofford
Tournament Most Outstanding Player Raven Thompson, Chattanooga
Pinnacle Award Audrey Canter, Chattanooga



Raven Thompson was Freshman of the Year from the Sports Media Association

ALL-CONFERENCE TEAMS

Coaches All-Conference Team

First team

Jiselle Thomas, Gr., ETSU
 Amoria Neal-Tysor, Gr., Mercer
 Andrea Bailey, Sr., Samford
 Yaz Wazeerud-Din, Gr., Chattanooga
 Rachael Rose, So., Wofford

Second team

Kendall Folley, So., ETSU
 Grace van Rij, Gr., Furman
 Raven Thompson, Fr., Chattanooga
 Kyla Allison, Gr., Western Carolina
 Jackie Carman, 5th, Wofford

All-defensive team

Kendall Folley, So., ETSU
 Summah Evans, Jr., Mercer
 Khalis Cain, Jr., UNCG
 Andrea Bailey, Sr., Samford
 Helen Matthews, Jr., Wofford

Media All-Conference Team

First team

Jiselle Thomas, Gr., ETSU
 Amoria Neal-Tysor, Gr., Mercer
 Andrea Bailey, Sr., Samford
 Yaz Wazeerud-Din, Gr., Chattanooga
 Rachael Rose, So., Wofford

Second team

Kendall Folley, So., ETSU
 Grace van Rij, Gr., Furman
 Akira Wiggins, Gr., UNCG
 Raven Thompson, Fr., Chattanooga
 Jackie Carman, 5th, Wofford

Third team

Erin Houpt, So., Mercer
 Khalis Cain, So., UNCG
 Sussy Ngulefac, So., Samford
 Kyla Allison, Gr., Western Carolina
 Lilly Hatton, Sr., Wofford

ALL-TOURNAMENT TEAM

First Team

Isys Grady, UNCG
 Addie Porter, Chattanooga
 Raven Thompson, Chattanooga (MOP)
 Yaz Wazeerud-Din, Chattanooga
 Rachael Rose, Wofford

Second Team

Jakhyia Davis, ETSU
 Abbey Cornelius, Chattanooga
 Jackie Carman, Wofford
 Lilly Hatton, Wofford
 Helen Matthews, Wofford



Wofford guard Rachael Rose was the Southern Conference player of the year in 2022-23.



Wofford's Jimmy Garrity was named the SoCon Coach of the Year by the media after leading the Terriers to a regular season title

PLAYERS OF THE WEEK

PRESENTED BY **GEICO**

Date	Name	Pos.	School
Nov. 15	Sydney Ryan	G	Furman
Nov. 22	Andrea Bailey	G	Samford
Nov. 29	Raven Thompson	F	Chattanooga
Dec. 6	Yazz Wazeerud-Din	G	Chattanooga
Dec. 13	Sussy Ngulefac	C	Samford
Dec. 20	Amoria Neal-Tysor	G	Mercer
Dec. 27	Jaron Dougherty	F	Mercer
Jan. 3	Khalis Cain	F	UNCG
Jan. 10	Andrea Bailey	G	Samford
Jan. 17	Enjulina Gonzalez	G	Mercer
Jan. 24	Kendall Folley	G	ETSU
Jan. 31	Rachael Rose	G	Wofford
Feb. 7	Sussy Ngulefac	C	Samford
Feb. 14	Kendall Folley	G	ETSU
FEB. 21	Enjulina Gonzalez	G	Mercer

PLAYERS OF THE MONTH

Month	Name	Pos.	School
Nov.	Rachael Rose	Guard	Wofford
Dec.	Jackie Carman	Guard	Wofford
Jan.	Andrea Bailey	Guard	Samford
Feb.	Rachael Rose	Guard	Wofford

ALL-FRESHMAN TEAMS

Coaches All-Freshman Team

Jaelyn Acker, Furman
 Enjulina Gonzalez, Mercer
 Raven Thompson, Chattanooga
 Carly Heidger, Samford
 Masyn Marchbanks, Samford

Media All-Freshman Team

Journee McDaniel, ETSU
 Jaelyn Acker, Furman
 Enjulina Gonzalez, Mercer
 Raven Thompson, Chattanooga
 Masyn Marchbanks, Samford

SCORING

##	Player-Team	Cl	G	FG	3FG	FT	Pts	Avg.
1.	Andrea Bailey-SAM	SR	28	173	56	80	482	17.2
2.	Amoria Neal-Tysor-MER	SR	25	165	40	60	430	17.2
3.	Rachael Rose-WOF	SO	32	197	45	111	550	17.2
4.	Yazz Wazeerud-Din-UTC	SR	33	184	79	72	519	15.7
5.	Jackie Carman-WOF	SR	32	165	66	86	482	15.1
6.	Jiselle Thomas-ETSU	SO	35	187	22	131	527	15.1
7.	Raven Thompson-UTC	FR	33	164	16	149	493	14.9
8.	Kyla Allison-WCU	SR	28	145	34	56	380	13.6
9.	Grace van Rij-FUR	SR	30	150	4	89	393	13.1
10.	Erin Houpt-MER	SO	28	97	67	92	353	12.6

REBOUNDBING

##	Player-Team	Cl	G	OFF	DEF	TOT	AVG.
1.	Khalis Cain-UNCG	JR	30	133	138	271	9.0
2.	Jada Session-FUR	SO	30	101	136	237	7.9
3.	Sydney James-FUR	JR	25	45	146	191	7.6
4.	Addie Porter-UTC	SO	33	31	197	228	6.9
5.	Abbey Cornelius-UTC	SR	33	45	181	226	6.8
6.	Joi Reid-WCU	JR	24	72	92	164	6.8
7.	Raven Thompson-UTC	FR	33	68	155	223	6.8
8.	Jakhya Davis-ETSU	SO	35	76	152	228	6.5
9.	Grace van Rij-FUR	SR	30	98	97	195	6.5
10.	Summah Evans-MER	JR	24	49	106	155	6.5

FIELD GOAL PERCENTAGE

##	Player-Team	Cl	G	FG	FGA	Pct
1.	Sussy Ngulefac-SAM	SO	30	140	221	.633
2.	Khalis Cain-UNCG	JR	30	96	160	.600
3.	Raven Thompson-UTC	FR	33	164	317	.517
4.	Rachael Rose-WOF	SO	32	197	384	.513
5.	Enjulina Gonzalez-MER	FR	28	125	244	.512
6.	Grace van Rij-FUR	SR	30	150	295	.508
7.	Amoria Neal-Tysor-MER	SR	25	165	383	.431
8.	Andrea Bailey-SAM	SR	28	173	406	.426
9.	Kendall Folley-ETSU	SO	31	132	310	.426
10.	Erin Houpt-MER	SO	28	97	232	.418

ASSISTS

##	Player-Team	Cl	G	Assists	Avg/G
1.	AKIRA WIGGINS-UNCG	SR	30	139	4.6
2.	RACHAEL ROSE-WOF	SO	32	133	4.2
3.	ANDREA BAILEY-SAM	SR	28	102	3.6
4.	JANAY OUTTEN-FUR	SO	30	100	3.3
5.	MASYN MARCHBANKS-SAM	FR	26	82	3.2
6.	ADDIE PORTER-UTC	SO	33	91	2.8
7.	PARASKEVI KOILIA-FUR	JR	26	71	2.7
8.	JISELLE THOMAS-ETSU	SO	35	85	2.4
9.	KYLA ALLISON-WCU	SR	28	68	2.4
10.	KENDALL FOLLEY-ETSU	SO	31	75	2.4

FREE THROW PERCENTAGE

##	Player-Team	Cl	G	FTM	FTA	Pct
1.	Erin Houpt-MER	SO	28	92	98	.939
2.	Jaelyn Acker-FUR	FR	30	63	73	.863
3.	Amoria Neal-Tysor-MER	SR	25	60	70	.857
4.	Andrea Bailey-SAM	SR	28	80	94	.851
5.	Kyla Allison-WCU	SR	28	56	66	.848
6.	Jiselle Thomas-ETSU	SO	35	131	156	.840
7.	Raven Thompson-UTC	FR	33	149	183	.814
8.	Rachael Rose-WOF	SO	32	111	140	.793
9.	Yazz Wazeerud-Din-UTC	SR	33	72	91	.791
10.	Akira Wiggins-UNCG	SR	30	98	127	.772

STEALS

##	Player-Team	Cl	G	Steals	Avg/G
1.	ANDREA BAILEY-SAM	SR	28	80	2.9
2.	ANNABELLE SCHULTZ-WOF	JR	31	66	2.1
3.	RACHAEL ROSE-WOF	SO	32	64	2.0
4.	KENDALL FOLLEY-ETSU	SO	31	44	1.4
5.	AKIRA WIGGINS-UNCG	SR	30	41	1.4
6.	MASYN MARCHBANKS-SAM	FR	26	33	1.3
7.	ADDIE PORTER-UTC	SO	33	41	1.2
8.	SIGRUN OLAFSDOTTIR-UTC	SO	33	39	1.2
9.	NEVAEH BROWN-ETSU	SO	33	39	1.2
10.	JAELYN ACKER-FUR	FR	30	34	1.1

3-POINT FIELD GOAL PERCENTAGE

##	Player-Team	Cl	G3	FG	FGA	Pct
1.	Erin Houpt-MER	SO	28	67	160	.419
2.	Rachael Rose-WOF	SO	32	45	109	.413
3.	Amoria Neal-Tysor-MER	SR	25	40	106	.377
4.	Courtney Moore-ETSU	SO	35	62	167	.371
5.	Kendall Folley-ETSU	SO	31	43	120	.358
6.	Masyn Marchbanks-SAM	FR	26	27	76	.355
7.	Yazz Wazeerud-Din-UTC	SR	33	79	227	.348
8.	Alyssa Tarpley-SAM	FR	30	35	101	.347
9.	Annabelle Schultz-WOF	JR	31	47	138	.341
10.	Jackie Carman-WOF	SR	32	66	195	.338

3-POINT FIELD GOALS MADE

##	Player-Team	Cl	G	3FG	Avg/G
1.	FAITH PRICE-UNCG	SR	30	74	2.5
2.	YAZZ WAZEERUD-DIN-UTC	SR	33	79	2.4
3.	ERIN HOUPPT-MER	SO	28	67	2.4
4.	JACKIE CARMAN-WOF	SR	32	66	2.1
5.	JAELYN ACKER-FUR	FR	30	61	2.0
6.	ANDREA BAILEY-SAM	SR	28	56	2.0
7.	COURTNEY MOORE-ETSU	SO	35	62	1.8
8.	AMORIA NEAL-TYSOR-MER	SR	25	40	1.6
9.	LILLY HATTON-WOF	SR	30	47	1.6
10.	ANNABELLE SCHULTZ-WOF	JR	31	47	1.5

BLOCKED SHOTS

##	Player-Team	Cl	G	Blocks	Avg/G
1.	Khalis Cain-UNCG	JR	30	47	1.6
2.	Lilly Hatton-WOF	SR	30	40	1.3
3.	Abbey Cornelius-UTC	SR	33	38	1.2
4.	Grace van Rij-FUR	SR	30	27	0.9
5.	Emily Bowman-SAM	FR	29	25	0.9
6.	Sussy Ngulefac-SAM	SO	30	25	0.8
7.	Jaron Dougherty-MER	SR	28	21	0.8
8.	Ashlee Locke-MER	SO	28	18	0.6
9.	Joi Reid-WCU	JR	24	15	0.6
10.	Jakhya Davis-ETSU	SO	35	20	0.6

ASSIST/TURNOVER RATIO (MIN. 3.0 ASSISTS/GAME)

##	Player-Team	Cl	G	Asst	Avg	Turn	Avg Ratio
1.	Rachael Rose-WOF	SO	32	133	4.2	66	2.1
2.	Janay Outten-FUR	SO	30	100	3.3	50	1.7
3.	Andrea Bailey-SAM	SR	28	102	3.6	57	2.0
4.	Akira Wiggins-UNCG	SR	30	139	4.6	94	3.1
5.	Masyn Marchbanks-SAM	FR	26	82	3.2	70	2.7

MINUTES PLAYED

##	Player-Team	Cl	G	Minutes	Avg/G
1.	Addie Porter-UTC	SO	33	1269	38.5
2.	Yazz Wazeerud-Din-UTC	SR	33	1260	38.2
3.	Erin Houpt-MER	SO	28	1003	35.8
4.	Kyla Allison-WCU	SR	28	999	35.7
5.	Rachael Rose-WOF	SO	32	1098	34.3
6.	Jackie Carman-WOF	SR	32	1083	33.8
7.	Sigrun Olafsdottir-UTC	SO	33	1078	32.7
8.	Jaelyn Acker-FUR	FR	30	974	32.5
9.	Annabelle Schultz-WOF	JR	31	1005	32.4
10.	Grace van Rij-FUR	SR	30	972	32.4

#SoConHoops

2022-23 TEAM STATS



SCORING OFFENSE

##	Team	G	W-L	Pts	Avg
1.	Wofford	32	22-10	2230	69.7
2.	Samford	30	13-17	1967	65.6
3.	UNCG	30	16-14	1964	65.5
4.	Mercer	28	12-16	1813	64.8
5.	ETSU	35	25-10	2253	64.4
6.	Furman	30	11-19	1898	63.3
7.	Chattanooga	33	20-13	1941	58.8
8.	Western Carolina	30	9-21	1636	54.5

SCORING DEFENSE

##	Team	G	Pts	Avg/G
1.	Chattanooga	33	1809	54.8
2.	ETSU	35	1950	55.7
3.	Furman	30	1916	63.9
4.	UNCG	30	1919	64.0
5.	Wofford	32	2081	65.0
6.	Mercer	28	1827	65.2
7.	Western Carolina	30	1959	65.3
8.	Samford	30	2028	67.6

SCORING MARGIN

##	Team	G	OFF	DEF Margin
1.	ETSU	35	64.4	55.7 +8.7
2.	Wofford	32	69.7	65.0 +4.7
3.	Chattanooga	33	58.8	54.8 +4.0
4.	UNCG	30	65.5	64.0 +1.5
5.	Mercer	28	64.8	65.2 -0.5
6.	Furman	30	63.3	63.9 -0.6
7.	Samford	30	65.6	67.6 -2.0
8.	Western Carolina	30	54.5	65.3 -10.8

FREE THROW PERCENTAGE

##	Team	G	FTM	FTA	Pct
1.	Mercer	28	296	373	.794
2.	Chattanooga	33	374	496	.754
3.	Wofford	32	358	492	.728
4.	Furman	30	412	568	.725
5.	ETSU	35	365	505	.723
6.	UNCG	30	337	494	.682
7.	Samford	30	323	484	.667
8.	Western Carolina	30	332	509	.652

FIELD GOAL PERCENTAGE

##	Team	G	FG	FGA	Pct
1.	Samford	30	732	1676	.437
2.	Mercer	28	692	1605	.431
3.	Chattanooga	33	692	1686	.410
4.	ETSU	35	830	2040	.407
5.	Wofford	32	802	1982	.405
6.	UNCG	30	738	1835	.402
7.	Furman	30	662	1781	.372
8.	Western Carolina	30	589	1592	.370

FIELD GOAL PERCENTAGE DEFENSE

##	Team	G	FG	FGA	Pct
1.	ETSU	35	705	1921	.367
2.	Chattanooga	33	676	1730	.391
3.	Samford	30	750	1868	.401
4.	Mercer	28	643	1596	.403
5.	Furman	30	729	1791	.407
6.	Wofford	32	757	1849	.409
7.	UNCG	30	701	1687	.416
8.	Western Carolina	30	692	1635	.423

3-POINT FIELD GOAL PERCENTAGE

##	Team	G	FG	FGA	Pct
1.	Mercer	28	133	349	.381
2.	Samford	30	180	544	.331
3.	Wofford	32	268	820	.327
4.	ETSU	35	228	703	.324
5.	Chattanooga	33	183	577	.317
6.	Furman	30	162	550	.295
7.	Western Carolina	30	126	449	.281
8.	UNCG	30	151	551	.274

3-POINT FIELD GOAL PCT DEFENSE

##	Team	G	FG	FGA	Pct
1.	Furman	30	176	627	.281
2.	ETSU	35	191	643	.297
3.	UNCG	30	142	470	.302
4.	Western Carolina	30	163	531	.307
5.	Chattanooga	33	148	481	.308
6.	Mercer	28	145	467	.310
7.	Wofford	32	240	759	.316
8.	Samford	30	211	623	.339

REBOUNDING OFFENSE

##	Team	G	Reb	Avg/G
1.	Furman	30	1261	42.0
2.	ETSU	35	1341	38.3
3.	UNCG	30	1100	36.7
4.	Samford	30	1064	35.5
5.	Western Carolina	30	1028	34.3
6.	Mercer	28	950	33.9
7.	Wofford	32	1052	32.9
8.	Chattanooga	33	1070	32.4

REBOUNDING DEFENSE

##	Team	G	Reb	Avg/G
1.	Chattanooga	33	1024	31.0
2.	ETSU	35	1170	33.4
3.	Furman	30	1019	34.0
4.	Western Carolina	30	1047	34.9
5.	Mercer	28	1003	35.8
6.	UNCG	30	1105	36.8
7.	Samford	30	1106	36.9
8.	Wofford	32	1195	37.3

REBOUNDING MARGIN

##	Team	G	Avg	Opp	+/-
1.	Furman	30	42.0	34.0	+8.1
2.	ETSU	35	38.3	33.4	+4.9
3.	Chattanooga	33	32.4	31.0	+1.4
4.	UNCG	30	36.7	36.8	-0.2
5.	Western Carolina	30	34.3	34.9	-0.6
6.	Samford	30	35.5	36.9	-1.4
7.	Mercer	28	33.9	35.8	-1.9
8.	Wofford	32	32.9	37.3	-4.5

BLOCKED SHOTS

##	Team	G	Blocks	Avg/G
1.	UNCG	30	105	3.5
2.	Mercer	28	93	3.3
3.	ETSU	35	111	3.2
4.	Samford	30	79	2.6
5.	Chattanooga	33	80	2.4
6.	Wofford	32	72	2.3
7.	Western Carolina	30	64	2.1
8.	Furman	30	61	2.0

ASSISTS

##	Team	G	Assists	Avg/G
1.	Samford	30	412	13.7
2.	Furman	30	366	12.2
3.	UNCG	30	356	11.9
4.	Wofford	32	361	11.3
5.	Chattanooga	33	356	10.8
6.	ETSU	35	367	10.5
7.	Mercer	28	290	10.4
8.	Western Carolina	30	279	9.3

STEALS

##	Team	G	Steals	Avg/G
1.	Wofford	32	247	7.7
2.	Samford	30	226	7.5
3.	UNCG	30	221	7.4
4.	ETSU	35	250	7.1
5.	Furman	30	193	6.4
6.	Chattanooga	33	190	5.8
7.	Mercer	28	154	5.5
8.	Western Carolina	30	140	4.7

TURNOVER MARGIN

##	Team	G	Avg	Opp	+/-
1.	Wofford	32	10.3	15.8	+5.53
2.	UNCG	30	14.4	16.4	+1.97
3.	ETSU	35	13.5	14.7	+1.11
4.	Mercer	28	14.7	14.2	-0.46
5.	Chattanooga	33	14.1	13.4	-0.73
6.	Samford	30	16.8	14.1	-2.67
7.	Furman	30	18.3	15.6	-2.73
8.	Western Carolina	30	17.2	13.7	-3.53

ASSIST/TURNOVER RATIO

##	Team	G	Asst	Turn	Ratio
1.	Wofford	32	11.3	10.3	1.1
2.	UNCG	30	11.9	14.4	0.8
3.	Samford	30	13.7	16.8	0.8
4.	ETSU	35	10.5	13.5	0.8
5.	Chattanooga	33	10.8	14.1	0.8
6.	Mercer	28	10.4	14.7	0.7
7.	Furman	30	12.2	18.3	0.7
8.	Western Carolina	30	9.3	17.2	0.5

3-POINT FG MADE

##	Team	G	3FG	Avg/G
1.	Wofford	32	268	8.4
2.	ETSU	35	228	6.5
3.	Samford	30	180	6.0
4.	Chattanooga	33	183	5.5
5.	Furman	30	162	5.4
6.	UNCG	30	151	5.0
7.	Mercer	28	133	4.8
8.	Western Carolina	30	126	4.2

ATTENDANCE

##	Team	G	ATTEND	Avg/G
1.	Chattanooga	33	47178	1430
2.	ETSU	35	33701	963
3.	Furman	30	19238	641
4.	Mercer	28	27636	987
5.	Samford	30	22902	763
6.	UNCG	30	21609	720
7.	Western Carolina	30	21228	708
8.	Wofford	32	27950	873

SoConSPORTS.COM

POINTS

32	Amoria Neal-Tysor (Mercer) vs Middle Tennessee (11/07/22)
32	Jiselle Thomas (ETSU) at St. Bonaventure (11/11/22)
32	Rachael Rose (Wofford) at Chattanooga (02/18/23)
28	Andrea Bailey (Samford) at Tennessee Tech (11/14/22)
25	Andrea Bailey (Samford) vs Troy (11/07/22)
25	Sydney Ryan (Furman) vs Erskine (11/09/22)
25	Kendall Folley (ETSU) vs Furman (02/18/23)
25	Enjulina Gonzalez (Mercer) at Samford (02/18/23)

FIELD GOALS MADE

12	Enjulina Gonzalez (Mercer) at Samford (02/18/23)
12	Rachael Rose (Wofford) at Chattanooga (02/18/23)
11	Jiselle Thomas (ETSU) at St. Bonaventure (11/11/22)
11	Andrea Bailey (Samford) at Tennessee Tech (11/14/22)
11	Kendall Folley (ETSU) vs Furman (02/18/23)

FIELD-GOAL ATTEMPTS

23	Andrea Bailey (Samford) at Tennessee Tech (11/14/22)
21	Jackie Carman (Wofford) at Clemson (11/10/22)
21	Grace van Rij (Furman) at Presbyterian (11/11/22)
20	Jiselle Thomas (ETSU) at South Carolina (11/07/22)
20	Enjulina Gonzalez (Mercer) at Samford (02/18/23)
20	Rachael Rose (Wofford) at Chattanooga (02/18/23)

FIELD-GOAL PERCENTAGE

.727 (8-11)	JISELLE THOMAS (ETSU) VS FURMAN (02/18/23)
.714 (10-14)	AMORIA NEAL-TYSOR (MERCER) VS MIDDLE TENNESSEE (11/07/22)
.688 (11-16)	KENDALL FOLLEY (ETSU) VS FURMAN (02/18/23)
.667 (8-12)	RAVEN THOMPSON (CHATTANOOGA) VS FURMAN (02/16/23)
.615 (8-13)	YAZZ WAZEERUD-DIN (CHATTANOOGA) AT BELMONT (11/09/22)
.615 (8-13)	KYLA ALLISON (WESTERN CAROLINA) AT UNC GREENSBORO (02/18/23)

3-POINT FIELD GOALS MADE

6	Sydney Ryan (Furman) vs Erskine (11/09/22)
5	Andrea Bailey (Samford) vs Troy (11/07/22)
5	Shayan Poirot-Allard (Western Carolina) vs Winthrop (11/10/22)
4	Amoria Neal-Tysor (Mercer) vs Middle Tennessee (11/07/22)
4	Evie DePetro (Furman) vs Erskine (11/09/22)
4	Annabelle Schultz (Wofford) at Clemson (11/10/22)
4	Andrea Bailey (Samford) at Tennessee Tech (11/14/22)
4	Reagan Trumm (Western Carolina) at Presbyterian (11/15/22)
4	Sarah Thompson (ETSU) vs Wofford (02/16/23)
4	Kendall Folley (ETSU) vs Wofford (02/16/23)
4	Rachael Rose (Wofford) at Chattanooga (02/18/23)

3-POINT FIELD-GOAL ATTEMPTS

11	Jackie Carman (Wofford) at Clemson (11/10/22)
10	Shayan Poirot-Allard (Western Carolina) vs Winthrop (11/10/22)
10	Jaelyn Acker (Furman) at Presbyterian (11/11/22)
10	Andrea Bailey (Samford) at Tennessee Tech (11/14/22)
9	Andrea Bailey (Samford) vs Troy (11/07/22)
9	Annabelle Schultz (Wofford) at Clemson (11/10/22)
9	Kehinde Obasuyi (Western Carolina) at LSU (11/13/22)

3-POINT FIELD-GOAL PERCENTAGE

.750 (6-8)	Sydney Ryan (Furman) vs Erskine (11/09/22)
.556 (5-9)	Andrea Bailey (Samford) vs Troy (11/07/22)
.500 (5-10)	Shayan Poirot-Allard (Western Carolina) vs Winthrop (11/10/22)

FREE THROWS MADE

14	JAELYN ACKER (FURMAN) VS GARDNER-WEBB (11/15/22)
10	ERIN HOUP (MERCER) AT SAMFORD (02/18/23)
9	ERIN HOUP (MERCER) VS MIDDLE TENNESSEE (11/07/22)
9	RACHAEL ROSE (WOFFORD) AT YOUNGSTOWN STATE (11/07/22)
8	AMORIA NEAL-TYSOR (MERCER) VS MIDDLE TENNESSEE (11/07/22)
8	JISELLE THOMAS (ETSU) AT ST. BONAVENTURE (11/11/22)

FREE-THROW ATTEMPTS

14	JAELYN ACKER (FURMAN) VS GARDNER-WEBB (11/15/22)
12	SUSSY NGULEFAC (SAMFORD) AT TENNESSEE TECH (11/14/22)
12	MYA LOVE (WESTERN CAROLINA) AT PRESBYTERIAN (11/15/22)
10	JISELLE THOMAS (ETSU) AT ST. BONAVENTURE (11/11/22)
10	SYDNEY RYAN (FURMAN) AT PRESBYTERIAN (11/11/22)
10	ERIN HOUP (MERCER) AT SAMFORD (02/18/23)

FREE-THROW PERCENTAGE

1.000	(14-14) Jaelyn Acker (Furman) vs Gardner-Webb (11/15/22)
1.000	(10-10) Erin Houpt (Mercer) at Samford (02/18/23)
1.000	(9-9) Erin Houpt (Mercer) vs Middle Tennessee (11/07/22)
1.000	(9-9) Rachael Rose (Wofford) at Youngstown State (11/07/22)
.889	(8-9) Amoria Neal-Tysor (Mercer) vs Middle Tennessee (11/07/22)

REBOUNDS

13	Sydney Ryan (Furman) at Presbyterian (11/11/22)
12	Endia Holliday (Western Carolina) vs Bluefield State (11/07/22)
12	Jayla Ruffus-Milner (ETSU) at St. Bonaventure (11/11/22)
12	Grace van Rij (Furman) at Presbyterian (11/11/22)
11	Joi Reid (Western Carolina) vs Bluefield State (11/07/22)
11	Kate Johnson (Furman) vs Erskine (11/09/22)

ASSISTS

7	Sanaa Redmond (Samford) vs Troy (11/07/22)
7	Janay Outten (Furman) vs Erskine (11/09/22)
7	Shayan Poirot-Allard (Western Carolina) at Presbyterian (11/15/22)
6	Rachael Rose (Wofford) at Youngstown State (11/07/22)
6	Rachael Rose (Wofford) at Clemson (11/10/22)
6	Paraskevi Koilia (Furman) at Chattanooga (02/16/23)
6	Paraskevi Koilia (Furman) at ETSU (02/18/23)
6	Akira Wiggins (UNC Greensboro) vs Western Carolina (02/18/23)

STEALS

6	Nasia Powell (UNC Greensboro) vs Guilford (11/07/22)
5	Rachael Rose (Wofford) at Clemson (11/10/22)
4	Sanaa Redmond (Samford) vs Troy (11/07/22)
4	Akira Wiggins (UNC Greensboro) vs Guilford (11/07/22)
4	Yazz Wazeerud-Din (Chattanooga) vs Young Harris (11/07/22)

BLOCKED SHOTS

5	Jakhyia Davis (ETSU) vs Furman (02/18/23)
3	Jaron Dougherty (Mercer) vs Middle Tennessee (11/07/22)
3	Abbey Cornelius (Chattanooga) at Belmont (11/09/22)
3	Khalis Cain (UNC Greensboro) at Gardner-Webb (11/12/22)
3	Grace van Rij (Furman) vs Gardner-Webb (11/15/22)
3	Enjulina Gonzalez (Mercer) at Samford (02/18/23)

TURNOVERS

8	Aaliyah Vananda (ETSU) at South Carolina (11/07/22)
8	Kathleen Wheeler (Samford) vs Troy (11/07/22)
7	Joi Reid (Western Carolina) vs Winthrop (11/10/22)
7	Jiselle Thomas (ETSU) at St. Bonaventure (11/11/22)
7	Akira Wiggins (UNC Greensboro) at Gardner-Webb (11/12/22)

2022-23 TEAM GAME HIGHS

POINTS

100	UNC Greensboro vs Guilford (11/07/22)
84	Furman vs Erskine (11/09/22)
83	ETSU vs Wofford (02/16/23)
76	Mercer vs Middle Tennessee (11/07/22)
72	Wofford at Youngstown State (11/07/22)
72	UNC Greensboro vs Western Carolina (02/18/23)
72	Wofford at Chattanooga (02/18/23)

MARGIN OF VICTORY

57	(84-27) Furman vs Erskine (11/09/22)
38	(83-45) ETSU vs Wofford (02/16/23)
26	(100-74) UNC Greensboro vs Guilford (11/07/22)
26	(65-39) Chattanooga vs Young Harris (11/07/22)
20	(65-45) ETSU at Lafayette (11/13/22)

FIELD GOALS MADE

37	UNC Greensboro vs Guilford (11/07/22)
31	UNC Greensboro vs Western Carolina (02/18/23)
30	Furman vs Erskine (11/09/22)
29	ETSU vs Wofford (02/16/23)
28	ETSU vs Furman (02/18/23)

FIELD-GOAL ATTEMPTS

75	UNC GREENSBORO VS GUILFORD (11/07/22)
75	FURMAN VS ERSKINE (11/09/22)
65	FURMAN AT PRESBYTERIAN (11/11/22)
64	UNC GREENSBORO VS WESTERN CAROLINA (02/18/23)
63	WOFFORD AT YOUNGSTOWN STATE (11/07/22)
63	WOFFORD AT CLEMSON (11/10/22)

FIELD-GOAL PERCENTAGE

.575 (23-40)	Mercer vs Middle Tennessee (11/07/22)
.549 (28-51)	ETSU vs Furman (02/18/23)
.519 (27-52)	Samford at Tennessee Tech (11/14/22)
.510 (26-51)	Wofford at Chattanooga (02/18/23)
.500 (29-58)	ETSU vs Wofford (02/16/23)
.500 (27-54)	Chattanooga vs Furman (02/16/23)
.500 (23-46)	Western Carolina at UNC Greensboro (02/18/23)

3-POINT FIELD GOALS MADE

16	ETSU vs Wofford (02/16/23)
14	Furman vs Erskine (11/09/22)
13	Wofford at Clemson (11/10/22)
9	Samford vs Troy (11/07/22)
9	Chattanooga vs Wofford (02/18/23)

3-POINT FIELD-GOAL ATTEMPTS

34	Wofford at Clemson (11/10/22)
34	ETSU vs Wofford (02/16/23)
30	Furman vs Erskine (11/09/22)
27	Western Carolina at LSU (11/13/22)
26	Chattanooga vs Wofford (02/18/23)

3-POINT FIELD-GOAL PERCENTAGE

.667 (8-12)	Mercer vs Middle Tennessee (11/07/22)
.500 (3-6)	Western Carolina at UNC Greensboro (02/18/23)
.471 (16-34)	ETSU vs Wofford (02/16/23)
.467 (14-30)	Furman vs Erskine (11/09/22)
.467 (7-15)	Wofford at Chattanooga (02/18/23)

FREE THROWS MADE

26	Furman vs Gardner-Webb (11/15/22)
24	Wofford at Youngstown State (11/07/22)
22	Mercer vs Middle Tennessee (11/07/22)
19	UNC Greensboro vs Guilford (11/07/22)
19	Furman at Presbyterian (11/11/22)

FREE-THROW ATTEMPTS

29	Furman at Presbyterian (11/11/22)
29	Furman vs Gardner-Webb (11/15/22)
28	Wofford at Youngstown State (11/07/22)
27	Western Carolina at Presbyterian (11/15/22)
25	UNC Greensboro vs Guilford (11/07/22)

FREE-THROW PERCENTAGE

1.000 (11-11)	ETSU at Lafayette (11/13/22)
.938 (15-16)	Mercer at Samford (02/18/23)
.917 (22-24)	Mercer vs Middle Tennessee (11/07/22)
.897 (26-29)	Furman vs Gardner-Webb (11/15/22)
.889 (8-9)	Wofford at ETSU (02/16/23)

REBOUNDS

57	Furman vs Erskine (11/09/22)
47	Western Carolina vs Bluefield State (11/07/22)
46	Furman at Presbyterian (11/11/22)
44	ETSU vs Wofford (02/16/23)
42	ETSU at Lafayette (11/13/22)
42	Furman at ETSU (02/18/23)

ASSISTS

21	FURMAN VS ERSKINE (11/09/22)
20	UNC GREENSBORO VS GUILFORD (11/07/22)
16	SAMFORD AT TENNESSEE TECH (11/14/22)
16	ETSU VS WOFFORD (02/16/23)
15	WOFFORD AT CLEMSON (11/10/22)
15	ETSU AT LAFAYETTE (11/13/22)

STEALS

18	UNC Greensboro vs Guilford (11/07/22)
14	Chattanooga vs Young Harris (11/07/22)
12	Furman vs Erskine (11/09/22)
9	Wofford at Clemson (11/10/22)
8	Samford vs Troy (11/07/22)
8	Samford at Tennessee Tech (11/14/22)

BLOCKED SHOTS

9	ETSU vs Furman (02/18/23)
8	UNC Greensboro at Gardner-Webb (11/12/22)
6	Mercer vs Middle Tennessee (11/07/22)
5	Samford at Vanderbilt (11/10/22)
5	Furman at Presbyterian (11/11/22)
5	Mercer at Samford (02/18/23)

TURNOVERS

28	Furman vs Gardner-Webb (11/15/22)
26	ETSU at St. Bonaventure (11/11/22)
25	Mercer vs Middle Tennessee (11/07/22)
25	Samford vs Troy (11/07/22)
22	ETSU at South Carolina (11/07/22)
22	Chattanooga at Belmont (11/09/22)

FOULS

27	Western Carolina at LSU (11/13/22)
26	ETSU at St. Bonaventure (11/11/22)
26	Samford at Tennessee Tech (11/14/22)
25	Wofford at Youngstown State (11/07/22)
25	UNC Greensboro at Gardner-Webb (11/12/22)

INDIVIDUAL RECORDS

Scoring

Game

1.	48	Karen Pelphrey, MAR vs. Kentucky State	Feb. 22, 1984
	48	Valorie Whiteside, APP vs. Western Carolina	Jan. 23, 1986
	48	Lori Lyons, WCU vs. ETSU	Jan. 30, 1993
4.	47	Nicole Hopson, ETSU vs. Furman	Feb. 25, 1991
5.	45	Valorie Whiteside, APP vs. Western Carolina	1985-86
	45	Regina Kirk, UTC vs. North Alabama	Dec. 18, 1987
	45	Jennifer Gardner, WCU vs. Georgia Southern	March 5, 2005
8.	44	Karen Pelphrey, MAR vs. South Carolina	Jan. 15, 1984
	44	Valorie Whiteside, APP vs. Lenoir-Rhyne	Feb. 4, 1985
	44	Shannon Thomas, APP vs. New Mexico State	Feb. 22, 1991

Season

1.	776	Valorie Whiteside, Appalachian State	1986-87
2.	758	Valorie Whiteside, Appalachian State	1984-85
3.	732	Karen Pelphrey, Marshall	1985-86
4.	728	Karen Pelphrey, Marshall	1984-85
	728	DeShawne Blocker, ETSU	1994-95
6.	718	Precious Bridges, Mercer	2014-15
7.	712	Valorie Whiteside, Appalachian State	1987-88
8.	698	Valorie Whiteside, Appalachian State	1985-86
9.	677	Alex Anderson, Chattanooga	2006-07
10.	660	Lucy Mason, UNCG	2015-16

Career

1.	2,944	Valorie Whiteside, Appalachian State	1984-88
2.	2,376	Regina Kirk, Chattanooga	1984-88
3.	2,275	Kahlia Lawrence, Mercer	2014-18
4.	2,169	Rushia Brown, Furman	1989-94
5.	2,163	Karen Pelphrey, Marshall	1983-86
6.	2,151	Katie Beck, ETSU	1984-88
7.	2,084	DeShawne Blocker, ETSU	1991-95
	2,084	Nadine Soliman, UNCG	2016-20
9.	2,020	Ali Ford, Elon	2009-13
10.	1,932	Tianna Tarter, ETSU	2014-18

Scoring average

Season

	Avg	G	Pts.		
1.	27.1	28	758	Valorie Whiteside, Appalachian State	1984-85
2.	26.1	28	732	Karen Pelphrey, Marshall	1985-86
3.	25.4	28	712	Valorie Whiteside, Appalachian State	1987-88
4.	25.0	31	776	Valorie Whiteside, Appalachian State	1986-87
5.	25.1	29	728	Karen Pelphrey, Marshall	1984-85
6.	24.3	30	730	DeShawne Blocker, ETSU	1994-95
7.	24.1	29	698	Valorie Whiteside, Appalachian State	1985-86
8.	23.4	28	654	Regina Kirk, Chattanooga	1987-88
9.	22.4	28	626	Nicole Hopson, ETSU	1990-91
10.	22.3	28	623	Angela Crosby, Appalachian State	1993-94

Career

1.	25.4	Valorie Whiteside, Appalachian State	1984-88
2.	21.9	Angela Crosby, Appalachian State	1992-96
3.	21.2	Regina Kirk, Chattanooga	1984-88
4.	20.5	Katie Beck, ETSU	1984-88
5.	19.5	DeShawne Blocker, ETSU	1991-95
6.	19.0	Rushia Brown, Furman	1989-94
7.	17.45	Andrea Bailey (Cournoyer)	2022-23
8.	17.2	Jenny Nett, Wofford	1997-02
	17.2	Andrea Cournoyer, Samford	2020-22
10.	17.1	Kahlia Lawrence, Mercer	2014-18

Field goals made

Game

1.	24	Karen Pelphrey, MAR vs. Kentucky State	Feb. 22, 1984
----	----	--	---------------



Appalachian State's Valorie Whiteside holds numerous SoCon records, including those for points in a season and a career.

2.	20	Valorie Whiteside, APP vs. Western Carolina	Jan. 23, 1986
	20	Lori Lyons, WCU vs. ETSU	Jan. 30, 1993
4.	19	Regina Kirk, UTC vs. North Alabama	Dec. 18, 1987
5.	18	Precious Bridges, MER vs. Saint Louis	Nov. 28, 2014
6.	17	Rushia Brown, FUR vs. Appalachian State	Jan. 30, 1993
	17	Chloe Wanink, WOF vs. Western Carolina	Jan. 10, 2019
8.	16	Regina Kirk, UTC vs. Austin Peay	Dec. 3, 1987
	16	Kahlia Lawrence, MER vs. Furman	Feb. 27, 2016
	16	Erica Haynes-Overton, ETSU vs. App. State	Nov. 29, 2018

Season

1.	314	Karen Pelphrey, Marshall	1983-84
2.	306	Valorie Whiteside, Appalachian State	1986-87
3.	286	Valorie Whiteside, Appalachian State	1987-88
4.	282	Valorie Whiteside, Appalachian State	1985-86
5.	279	Valorie Whiteside, Appalachian State	1984-85
6.	274	Katie Beck, ETSU	1985-86
7.	272	Regina Kirk, Chattanooga	1987-88
	272	Alex Anderson, Chattanooga	2006-07
9.	263	Precious Bridges, Mercer	2014-15
10.	253	Kahlia Lawrence, Mercer	2017-18

Career

1.	1,153	Valorie Whiteside, Appalachian State	1984-88
2.	964	Regina Kirk, Chattanooga	1984-88
3.	931	Kahlia Lawrence, Mercer	2014-18
4.	908	Rushia Brown, Furman	1989-94
5.	809	Kim Brown, Chattanooga	1988-93
6.	751	Nadine Soliman, UNCG	2016-20
7.	730	Sophia Aleksandravicius, Davidson	2009-13
8.	714	Karen Robinson, Appalachian State	1983-87
9.	711	Janice Rhynehardt, Furman	1988-92
10.	678	Anna Freeman, Appalachian State	2009-13

Field-goal attempts

Game

1.	39	Precious Bridges, MER vs. Saint Louis	Nov. 28, 2014
2.	37	Lori Lyons, WCU vs. ETSU	Jan. 30, 1993
3.	32	Whitney Hood, UTC vs. Wofford	Jan. 2, 2011
4.	31	Erica Haynes-Overton, ETSU	Nov. 5, 2019

INDIVIDUAL RECORDS

5.	30	Valorie Whiteside, APP vs. Marshall	Jan. 26, 1985
	30	Regina Kirk, UTC vs. ETSU	March 10, 1988
7.	29	Alex Anderson, UTC vs. Western Carolina	Jan. 13, 2007
	29	Kahlia Lawrence, MER vs. Furman	Feb. 27, 2016
9.	28	Ali Ford, Elon vs. Virginia Tech	Nov. 11, 2010
	28	Precious Bridges, MER vs. College of Charleston	Dec. 21, 2014
	28	Kahlia Lawrence, MER vs. Georgia	Mar. 17, 2018
	28	Jada Lewis, MER vs. Wofford	Feb. 21, 2021

Season

1.	658	Precious Bridges, Mercer	2014-15
2.	598	Valorie Whiteside, Appalachian State	1987-88
3.	593	Kahlia Lawrence, Mercer	2015-16
4.	576	Lucy Mason, UNCG	2015-16
5.	566	Kahlia Lawrence, Mercer	2017-18
6.	549	KeKe Calloway, Mercer	2018-19
7.	544	Kahlia Lawrence, Mercer	2016-17
8.	534	Le'Jzae Davidson, Furman	2018-19
9.	532	Valorie Whiteside, Appalachian State	1986-87
	532	Nadine Soliman, UNCG	2016-17

Career

1.	2,231	Valorie Whiteside, Appalachian State	1984-88
2.	2,182	Kahlia Lawrence, Mercer	2014-18
3.	1,912	Regina Kirk, Chattanooga	1984-88
4.	1,801	Nadine Soliman, UNCG	2016-20
5.	1,773	KeKe Calloway, Mercer	2015-19
6.	1,757	Lucy Mason, UNCG	2012-16
7.	1,729	Ali Ford, Elon	2009-13
8.	1,670	Le'Jzae Davidson, Furman	2016-20
9.	1,657	Kim Brown, Chattanooga	1989-93
10.	1,615	Sophia Aleksandravicius, Davidson	2009-13

Field-goal percentage

Game (minimum 8 made)

1.	100.0 (11-11)	Melissa Chambers, CofC vs. Anderson	Jan. 18, 2006
	100.0 (11-11)	Rushia Brown, FUR vs. Campbell	Nov. 24, 1990
	100.0 (11-11)	Karen Mason, WCU vs. Eastern Kentucky	Feb. 1, 1995
	100.0 (11-11)	Melinda Goodson, UNCG vs. Wofford	Feb. 26, 1999
5.	100.0 (10-10)	Regina Ikard, APP vs. Radford	Nov. 26, 1991
	100.0 (10-10)	Monique McClelland, GSU vs. APP	Jan. 23, 1992
	100.0 (10-10)	DeShawne Blocker, ETSU vs. WCU	Feb. 22, 1995
8.	100.0 (9-9)	Susan Lance, UTC vs. Appalachian State	Feb. 22, 1987
	100.0 (9-9)	Mahogany Williams, WOF vs. APP	Feb. 25, 2008
10.	100.0 (8-8)	Megan Jackson, ETSU vs. Chattanooga	Dec. 29, 2001
	100.0 (8-8)	Brittany Hodges, FUR vs. Elon	Feb. 23, 2013
	100.0 (8-8)	Destiny Mitchell, ETSU vs. Alabama A&M	Dec. 6, 2014
	100.0 (8-8)	Teanna Robinson, MER vs. UNCG	Jan. 12, 2015

Season (minimum 5 made per game)

1.	64.6 (190-294)	DeShawne Blocker, ETSU	1992-93
2.	64.4 (139-216)	Kristen Ferrucci, Davidson	1994-95
3.	64.0 (222-347)	Angela Crosby, Appalachian State	1992-93
4.	63.9 (124-194)	Sussy Ngulefac, Samford	2021-22
5.	63.7 (160-251)	Sharon Mitchell, Georgia Southern	1997-98
6.	63.7 (221-347)	Angela Crosby, Appalachian State	1992-93
7.	63.3 (140-221)	Sussy Ngulefac, Samford	2022-23
8.	63.0 (289-459)	DeShawne Blocker, ETSU	1994-95
9.	62.0 (160-258)	Monique McClelland, Georgia Southern	1992-93
10.	61.4 (242-394)	Rushia Brown, Furman	1989-94

Career (minimum 400 made)

1.	63.3 (496-784)	Celena Taborn, Furman	2017-2021
2.	62.8 (429-683)	Angela Crosby, Appalachian State	1992-95
3.	59.8 (839-1,403)	DeShawne Blocker, ETSU	1991-95
4.	59.1 (908-1,536)	Rushia Brown, Furman	1989-94
5.	58.0 (538-927)	Andrea Autrey, Georgia Southern	1991-95

6.	56.4 (897-1,591)	Katie Beck, ETSU	1984-88
7.	55.4 (532-960)	Sharon Mitchell, Georgia Southern	1996-01
8.	53.8 (523-972)	Telly Hall, Georgia Southern	1994-98
9.	53.6 (594-1,109)	Shanara Hollinquest, Chattanooga	2006-10
10.	53.2 (411-773)	Ashlen Dewart, Appalachian State	2009-11

3-point field goals made

Game

1.	12	KeKe Calloway, MER vs. Furman	Jan. 6, 2018
2.	9	Alex Thompson, DAV vs. Appalachian State	Dec. 6, 2008
	9	Erin Houpt, MER vs. Wofford	Jan. 26, 2023
4.	8	Amy Engle, ETSU vs. South Carolina State	Dec. 2, 1996
	8	Marchetta Winton, UTC vs. Georgia State	Dec. 14, 1988
	8	Becky Haus, FUR vs. Georgia State	Jan. 21, 1991
	8	Lori Lyons, WCU vs. ETSU	Jan. 30, 1993
	8	Haley Cook, FUR vs. Charleston Southern	Jan. 21, 1998
	8	Alie Rousseau, GSU vs. Appalachian State	Feb. 8, 2000
	8	Tierra Bumbrey, Elon vs. Western Carolina	Feb. 11, 2008
	8	Raegan Thompson, FUR vs. UNC Asheville	Dec. 12, 2010
	8	Zora Stephenson, Elon vs. Virginia Intermont	Nov. 18, 2011
	8	Lacie Dowling, GSU vs. Detroit	Nov. 30, 2013
	8	Allison Beasley, FUR vs. Southern Wesleyan	Dec. 13, 2014
	8	Lindsay Simpson, WCU vs. Montreat	Jan. 5, 2015
	8	Cassidy Williams, SAM vs. Wofford	Feb. 2, 2019
	8	Chloe Wanink, WOF vs. Auburn	Nov. 6, 2019
	8	Jackie Carman, WOF vs. UNCG	Feb. 3, 2022
	8	Faith Price, UNCG vs. Virginia-Lynchburg	Dec. 21, 2022

Season

1.	99	KeKe Calloway, Mercer	2017-18
2.	95	Alyssa Frye, College of Charleston	2012-13
3.	92	Ali Ford, Elon	2010-11
4.	90	Brooke Hand, Chattanooga	2006-07
5.	90	Kelly O'Conner, Furman	2010-11
	90	Shamauria Bridges, ETSU	2016-17
7.	87	Marcheta Winton, Chattanooga	1988-89
8.	89	Le'Jzae Davidson, Furman	2019-20
	87	Ali Ford, Elon	2011-12
10.	85	Brooke Hand, Chattanooga	2005-06

Career

1.	338	Ali Ford, Elon	2009-13
2.	324	Le'Jzae Davidson, Furman	2016-20
3.	315	Brooke Hand, Chattanooga	2004-08
4.	298	KeKe Calloway, Mercer	2015-19
5.	276	Emily London, Samford	2008-11
6.	250	Hannah Nichols, Samford	2013-18
7.	248	Shamauria Bridges, ETSU	2014-17
8.	235	Chloe Wanink, Wofford	2015-20
9.	230	Sam Ramirez, Appalachian State	2007-11
10.	229	Kayla Christopher, Chattanooga	2009-13

3-point field-goal attempts

Game

1.	20	Lori Lyons, WCU vs. ETSU	Jan. 30, 1993
2.	18	Hannah Nichols, SAM vs. Mercer	Feb. 2, 2015
	18	KeKe Calloway, MER vs. Furman	Jan. 6, 2018
	18	Erin Houpt, MER vs. Wofford	Jan. 26, 2023
5.	17	Alyssa Frye, CofC vs. Elon	Jan. 20, 2013
	17	Linnea Rosendal, MER vs. Col. of Charleston	Dec. 30, 2015
	17	Le'Jzae Davidson, FUR vs. Mississippi State	Nov. 21, 2018
	17	Chloe Wanink, WOF vs. Auburn	Nov. 6, 2019
	17	Le'Jzae Davidson, FUR vs. Chattanooga	Feb. 13, 2020
10.	16	Marchetta Winton, UTC vs. UAB	Jan. 30, 1989
	16	Alie Rousseau, GSU vs. Col. of Charleston	Jan. 5, 2002
	16	Shamauria Bridges, ETSU vs. Virginia Tech	Nov. 29, 2014
	16	Le'Jzae Davidson, FUR vs. Elon	Dec. 30, 2019

INDIVIDUAL RECORDS

16 Andrea Cournoyer, SAM vs. ETSU March 4, 2021

Season

1.	290	Le'Jzae Davidson, Furman	2018-19
2.	281	Le'Jzae Davidson, Furman	2019-20
3.	277	Ali Ford, Elon	2010-11
4.	275	Alyssa Frye, College of Charleston	2012-13
5.	261	Ali Ford, Elon	2009-10
6.	260	Shamauria Bridges, ETSU	2016-17
7.	256	Le'Jzae Davidson, Furman	2017-18
8.	255	KeKe Calloway, Mercer	2017-18
9.	253	Kelly O'Conner, Furman	2010-11
10.	252	Shamauria Bridges, ETSU	2014-15

Career

1.	1,048	Le'Jzae Davidson, Furman	2016-20
2.	1,001	Ali Ford, Elon	2009-13
3.	899	KeKe Calloway, Mercer	2015-19
4.	833	Brooke Hand, Chattanooga	2004-08
5.	767	Le'Jzae Davidson, Furman	2016-20
6.	739	Shamauria Bridges, ETSU	2014-17
7.	721	Nadine Soliman, UNCG	2016-20
8.	677	Jasmine Byrd, UNCG	2003-07
9.	671	Hannah Nichols, Samford	2013-18
10.	666	Sam Ramirez, Appalachian State	2007-11

3-point field-goal percentage

Game (minimum 5 made)

1.	100.0 (7-7)	Laura Murray, DAV vs. Appalachian State	Feb. 2, 2011
	100.0 (7-7)	Nadine Soliman, UNCG vs. Western Carolina	Jan. 27, 2018
	100.0 (7-7)	Journee McDaniel, ETSU vs. Georgia Southern	Mar. 19, 2023
4.	100.0 (6-6)	Mary Perry, GSU vs. Chattanooga	Feb. 1, 1999
	100.0 (6-6)	Jenaya Wade-Fray, UTC vs. UNCG	Jan. 29, 2007
	100.0 (6-6)	Lee Stephens, FUR vs. Charleston Southern	Jan. 8, 2008
	100.0 (6-6)	Melissa Liebschwager, FUR vs. Wofford	Feb. 2, 2008
	100.0 (6-6)	Lucy Mason, UNCG vs. ETSU	Feb. 13, 2016
9.	100.0 (5-5)	Kristi Huff, MAR vs. Baylor	1990-91
	100.0 (5-5)	Tamira Higgins, MAR vs. Chattanooga	Jan. 17, 1994
	100.0 (5-5)	Jennifer O'Brien, DAV vs. Ga. Southern	Dec. 12, 1999
	100.0 (5-5)	Katasha Brown, UTC vs. ETSU	Jan. 31, 2004
	100.0 (5-5)	Rachel King, CofC vs. Elon	2003-04
	100.0 (5-5)	Amanda Eaton, UNCG vs. Wofford	Dec. 30, 2004
	100.0 (5-5)	Jenaya Wade-Fray, UTC vs. Davidson	Jan. 8, 2007
	100.0 (5-5)	Ali Ford, Elon vs. Chattanooga	Dec. 17, 2009
	100.0 (5-5)	Ashley Lax, DAV vs. UNCG	Feb. 6, 2010
	100.0 (5-5)	Hannah Early, DAV vs. Clemson	Nov. 8, 2013
	100.0 (5-5)	Hannah Early, DAV vs. Samford	Feb. 3, 2014
	100.0 (5-5)	Chloe Wanink, WOF vs. Southern Wesleyan	Nov. 16, 2017
	100.0 (5-5)	Bria Dial, UTC vs. Wofford	Jan. 16, 2020
	100.0 (5-5)	Pernilla Sorensen, UNCG vs. Chattanooga	Feb. 21, 2021
	100.0 (5-5)	Dena Jarrells, Chattanooga vs. UNCG	Jan. 22, 2022

Season (minimum 1.5 made per game)

1.	48.3 (84-174)	Emily London, Samford	2010-11
2.	47.4 (73-154)	Chloe Wanink, Wofford	2019-20
3.	47.0 (70-149)	Melissa Liebschwager, Furman	2008-09
4.	46.4 (64-138)	Emily London, Samford	2008-09
5.	46.3 (68-147)	Emily London, Samford	2009-10
6.	45.9 (45-98)	Melissa Davis, Appalachian State	1995-96
7.	45.5 (46-101)	Jennifer O'Brien, Davidson	1997-98
8.	45.0 (45-100)	Miranda Warfield, Chattanooga	2003-04
9.	44.8 (47-105)	Meagan Gloason, Davidson	1999-00
10.	44.6 (87-195)	Marcheta Winton, Chattanooga	1988-89

Career (minimum 120 made)

1.	47.4 (276-582)	Emily London, Samford	2008-11
2.	42.4 (133-314)	Karen Gruca, Appalachian State	1989-91

3.	42.0 (235-560)	Chloe Wanink, Wofford	2015-20
4.	41.2 (161-391)	Alex Thompson, Davidson	2006-10
5.	40.7 (150-369)	Amy Engle, ETSU	1994-96
6.	40.3 (186-462)	Karen Stanley, Furman	1991-95
7.	39.9 (216-542)	Katasha Brown, Chattanooga	2002-06
8.	39.3 (149-379)	Paige Anderson, Samford	2008-12
9.	39.1 (229-586)	Kayla Christopher, Chattanooga	2009-13
10.	38.7 (170-439)	Miranda Warfield, Chattanooga	2000-04

Free throws made

Game

1.	21	Emily Holliday, WCU vs. Furman	Feb. 6, 1986
2.	17	Lucy Mason, UNCG vs. New Orleans	Dec. 17, 2015
3.	16	Valorie Whiteside, APP vs. Lenoir-Rhyne	Feb. 4, 1985
	16	Regina Kirk, UTC vs. Mercer	Feb. 3, 1987
	16	Shannon Thomas, APP vs. New Mexico State	Feb. 22, 1991
	16	Danna Simpson, GSU vs. Wofford	Dec. 21, 2000
	16	Micah Scheetz, ETSU vs. South Alabama	Dec. 20, 2019
8.	15	Tonya Bristow, FUR vs. Western Carolina	Jan. 15, 1996
	15	Jackie Smith, FUR vs. ETSU	Dec. 17, 1997
	15	Jackie Smith, FUR vs. Siena	Dec. 29, 1997
	15	Jackie Smith, FUR vs. ETSU	Jan. 31, 1998
	15	Jackie Smith, FUR vs. Middle Tennessee State	Nov. 22, 1998
	15	Melinda Goodson, UNCG vs. Davidson	Feb. 27, 1999
	15	Brittney Scarberry, CofC vs. Appalachian State	Jan. 12, 2002
	15	Jenny Nett, WOF vs. Appalachian State	Jan. 15, 2002
	15	Shanara Hollinquest, UTC vs. Samford	Jan. 17, 2009
	15	Le'Jzae Davidson, FUR vs. Fairfield	Dec. 20, 2018

Season

1.	212	Jackie Smith, Furman	1999-00
2.	207	Jackie Smith, Furman	1998-99
3.	182	Beth Laney, Appalachian State	1986-87
4.	181	Shanara Hollinquest, Chattanooga	2009-10
5.	176	Jackie Smith, Furman	1997-98
6.	173	Lucy Mason, UNCG	2015-16
7.	167	Precious Bridges, Mercer	2014-15
8.	158	Monique Dawson, Western Carolina	2006-07
9.	157	Gwen Thomas, Georgia Southern	1991-92
10.	156	Shanara Hollinquest, Chattanooga	2008-09

Career

1.	724	Jackie Smith, Furman	1996-00
2.	638	Valorie Whiteside, Appalachian State	1984-88
3.	498	Shanara Hollinquest, Chattanooga	2006-10
4.	446	Tianna Tarter, ETSU	2014-18
5.	444	Jennifer Gardner, Western Carolina	2001-05
6.	439	Lucy Mason, UNCG	2012-16
7.	438	Jenny Nett, Wofford	1997-02
8.	423	Tommi Paris, Furman	2002-06
9.	418	Regina Kirk, Chattanooga	1984-88
10.	414	Beth Laney, Appalachian State	1985-89

Free-throw attempts

Game

1.	25	Emily Holliday, WCU vs. Furman	Feb. 6, 1986
2.	24	Valorie Whiteside, APP vs. Lenoir-Rhyne	Feb. 4, 1985
3.	22	Rushia Brown, FUR vs. College of Charleston	Dec. 4, 1992
4.	20	Lucy Mason, UNCG vs. New Orleans	Dec. 17, 2015
5.	19	Regina Kirk, UTC vs. Mercer	Feb. 3, 1987
	19	Tonya Bristow, FUR vs. Western Carolina	Jan. 15, 1996
	19	Melinda Goodson, UNCG vs. Campbell	Dec. 30, 1997
8.	18	Regina Kirk, Chattanooga	Dec. 6, 1986
	18	Gwen Thomas, GSU vs. Villanova	Nov. 20, 1991
	18	Andrea Autrey, GSU vs. Western Carolina	Feb. 25, 1995
	18	Sharon Mitchell, GSU vs. Davidson	Dec. 30, 1997

Season

1.	338	Valorie Whiteside, Appalachian State	1984-85
----	-----	--------------------------------------	---------

INDIVIDUAL RECORDS



Davidson's Jennifer O'Brien is tied for second in SoCon history in career steals and is among the all-time leaders in assists and 3-point field-goal percentage.

2.	269	Jackie Smith, Furman	1999-00
3.	256	Jackie Smith, Furman	1998-99
4.	252	Shanara Hollinquest, Chattanooga	2009-10
5.	242	Shanara Hollinquest, Chattanooga	2008-09
6.	217	Gwen Thomas, Georgia Southern	1991-92
7.	213	Lucy Mason, UNCG	XXXX-XX
8.	212	Regina Kirk, Chattanooga	1986-87
9.	211	Regina Kirk, Chattanooga	1984-85
	211	Telly Hall, Georgia Southern	1997-98

Career

1.	1,173	Valorie Whiteside, Appalachian State	1984-88
2.	950	Jackie Smith, Furman	1996-00
3.	781	Regina Kirk, Chattanooga	1984-88
4.	734	Shanara Hollinquest, Chattanooga	2006-10
5.	724	Jackie Smith, Furman	1996-00
6.	654	Telly Hall, Georgia Southern	1994-98
7.	619	Roxanne Williams, Western Carolina	1988-91
8.	599	Lucy Mason, UNCG	2012-16
9.	597	Tianna Tarter, ETSU	2014-18
10.	568	Melinda Goodson, UNCG	1996-00

Free-throw percentage

Game (minimum 12 made)

1.	100.0 (16-16)	Danna Simpson, GSU vs. Wofford	Jan. 24, 1998
2.	100.0 (14-14)	Beth Laney, APP vs. Stephen F. Austin	March 20, 1987
	100.0 (14-14)	Lori Lyons, WCU vs. Navy	Dec. 5, 1992
	100.0 (14-14)	Kerry Brown, DAV vs. Wofford	Jan. 24, 1998
	100.0 (14-14)	Amanda Eaton, UNCG vs. CoFC	Feb. 9, 2004
	100.0 (14-14)	Shanara Hollinquest, UTC vs. Samford	March 8, 2010
	100.0 (14-14)	Jaelyn Acker, Furman vs. Gardner-Webb	Nov. 15, 2022
8.	100.0 (13-13)	Tommi Paris, FUR vs. Georgia Southern	Jan. 17, 2005
	100.0 (13-13)	Justin Taylor, WCU vs. Furman	March 8, 2014
	100.0 (13-13)	Taylor Petty, FUR vs. Elon	Dec. 30, 2019

Season (minimum 2.5 made per game)

1	93.9 (92-98)	Erin Houpt, Mercer	2022-23
---	--------------	--------------------	---------

2.	93.6 (117-125)	Emily London, Samford	2010-11
3.	92.7 (102-110)	Tommi Paris, Furman	2005-06
4.	92.3 (96-104)	Lea Ann Parsley, Marshall	1989-90
5.	90.8 (89-98)	Ali Ford, Elon	2012-13
6.	90.2 (83-92)	Emily London, Samford	2008-09
7.	90.2 (101-112)	Emily London, Samford	2009-10
8.	88.7 (94-106)	Maryah Sydnor, Appalachian State	2012-13
9.	87.9 (109-124)	Anna Freeman, Appalachian State	2012-13
10.	87.8 (115-131)	Jamie Navarro, Georgia Southern	2009-10

Career (minimum 200 made)

1.	91.5 (301-329)	Emily London, Samford	2008-11
2.	87.8 (237-270)	Maryah Sydnor, Appalachian State	2012-14
3.	85.1 (423-497)	Tommi Paris, Furman	2002-06
4.	84.5 (279-330)	Lakelyn Bouldin, Chattanooga	2016-20
5.	84.1 (364-433)	Karen Stanley, Furman	1991-95
6.	83.8 (202-241)	Jane Dalton, Appalachian State	1984-88
7.	83.5 (218-261)	Alex Thompson, Davidson	2006-10
8.	83.3 (355-426)	Anna Freeman, Appalachian State	2009-13
9.	83.2 (352-423)	Lee Stephens, Furman	2006-10
10.	83.1 (217-261)	Paige Anderson, Samford	2008-12

Rebounds

Game

1.	28	DeShawne Blocker, ETSU vs. Covenant	Jan. 4, 1994
2.	26	Valorie Whiteside, APP vs. Furman	Feb. 26, 1985
	26	Katie Beck, ETSU vs. Charleston (W.Va.)	Dec. 7, 1985
	26	Katie Beck, ETSU vs. Radford	Dec. 5, 1985
	26	Sherae Bonner, WCU vs. Livingstone	Nov. 17, 2014
6.	25	DeShawne Blocker, ETSU vs. Marshall	Feb. 13, 1993
7.	24	DeShawne Blocker, ETSU vs. Davidson	Feb. 26, 1994
	24	Brittany Hodges, FUR vs. Davidson	Nov. 14, 2014
9.	23	Valorie Whiteside, APP vs. Lenoir-Rhyne	Feb. 4, 1985
	23	Valorie Whiteside, APP vs. Wofford	Nov. 23, 1985
	23	Kim Bush, UTC vs. Mercer	Jan. 21, 1986
	23	Charlene Penland, WCU vs. ETSU	Feb. 24, 1990
	23	Natalie Cleckley, FUR vs. Western Carolina	Jan. 9, 1991
	23	Jenette Reed, MAR vs. Campbell	Dec. 29, 1992
	23	Erin Butcher, DAV vs. Lynchburg	Jan. 30, 1993

Season

1.	450	DeShawne Blocker, ETSU	1993-94
2.	441	Katie Beck, ETSU	1987-88
3.	435	Valorie Whiteside, Appalachian State	1984-85
4.	386	Ije Ajemba, UNCG	2017-18
5.	362	Katie Beck, ETSU	1985-86
6.	360	Tierra Hodges, Furman	2021-22
7.	356	Kim Horsey, Chattanooga	1983-84
	356	Natalie Cleckley, Furman	1990-91
9.	349	Amanda Thompson, Mercer	2015-19
10.	347	Sophia Aleksandravicius, Davidson	2012-13

Career

1.	1,404	Katie Beck, ETSU	1984-88
2.	1,369	Valorie Whiteside, Appalachian State	1984-88
3.	1,361	DeShawne Blocker, ETSU	1991-95
4.	1,274	Tierra Hodges, Furman	2016, 2018-22
5.	1,143	Sophia Aleksandravicius, Davidson	2009-13
6.	1,102	Natalie Cleckley, Furman	1987-91
7.	1,086	Regina Kirk, Chattanooga	1984-88
8.	1,056	Jackie Smith, Furman	1996-00
9.	1,023	Rushia Brown, Furman	1989-94
10.	1,010	Alex Anderson, Chattanooga	2004-08

Rebounding average

Season

1.	17.6 (25-441)	Katie Beck, ETSU	1987-88
----	---------------	------------------	---------

INDIVIDUAL RECORDS

2.	17.3 (26-450)	DeShawne Blocker, ETSU	1993-94
3.	15.5 (28-435)	Valorie Whiteside, Appalachian State	1984-85
4.	13.7 (25-342)	Katie Beck, ETSU	1986-87
5.	13.0 (25-326)	DeShawne Blocker, ETSU	1992-93
6.	12.9 (28-362)	Katie Beck, ETSU	1985-86
7.	12.7 (28-356)	Natalie Cleckley, Furman	1990-91
8.	12.5 (31-386)	Ije Ajemba, UNCG	2017-18
9.	12.0 (30-360)	Tierra Hodges, Furman	2021-22
10.	11.5 (30-345)	DeShawne Blocker, ETSU	1994-95
11.	10.8 (31-335)	Jackie Smith, Furman	1999-00

Career

1.	13.4 (105-1,404)	Katie Beck, ETSU	1984-88
2.	12.7 (107-1,361)	DeShawne Blocker, ETSU	1991-95
3.	11.8 (116-1,369)	Valorie Whiteside, Appalachian State	1984-88
4.	11.7 (62-725)	Tonya Bristowe, Furman	1994-98
5.	10.1 (44-444)	Erin Butcher, Davidson	1992-94
6.	9.7 (112-1,086)	Regina Kirk, Chattanooga	1984-88
7.	9.6 (115-1,102)	Natalie Cleckley, Furman	1987-91
8.	9.3 (100-929)	Shannon Thomas, Appalachian State	1988-92
9.	9.0 (141-1,274)	Tierra Hodges, Furman	2016, 2018-22

Assists

Game

1.	20	Kim Skala, ETSU vs. Virginia Tech	Jan. 20, 1986
	20	Susan Lance, UTC vs. Mercer	Jan. 31, 1987
3.	19	Kim Skala, ETSU vs. Appalachian State	Feb. 20, 1986
	19	Kim Skala, ETSU vs. Western Carolina	Feb. 17, 1986
5.	17	Kim Skala, ETSU vs. Georgetown	Nov. 24, 1986
	17	Susan Lance, UTC vs. ETSU	Feb. 25, 1987
7.	16	Susan Lance, UTC vs. ETSU	Feb. 7, 1987
	16	Amy Wales, UTC vs. Marshall	Jan. 13, 1990
	16	Sydni Means, MER vs. North Carolina	Dec. 28, 2017
10.	15	Whitney Bunn, FUR vs. Coastal Carolina	Dec. 3, 2014
	15	Sydni Means, MER vs. Furman	Jan. 6, 2018
	15	Akira Wiggins, UNCG vs. Virginia-Lynchburg	Dec. 21, 2022

Season

1.	285	Kim Skala, ETSU	1985-86
2.	264	Sydni Means, Mercer	2017-18
3.	234	Kim Skala, ETSU	1984-85
4.	226	Whitney Bunn, Furman	2014-15
5.	216	Sydni Means, Mercer	2016-17
6.	208	Amy Wales, Chattanooga	1989-90
7.	206	Jill Brown, College of Charleston	2012-13
8.	202	Kim Skala, ETSU	1986-87
9.	192	Karla May, Marshall	1984-85
10.	191	Brigid Morrissey, Furman	2013-14

Career

1.	842	Kim Skala, ETSU	1983-87
2.	686	Sydni Means, Mercer	2014-18
3.	660	Jane Dalton, Appalachian State	1984-88
4.	648	Nancy Smith, Chattanooga	1987-91
5.	588	Jennifer O'Brien, Davidson	1996-00
6.	568	Shannon Spencer, Appalachian State	1992-96
7.	562	Whitney Bunn, Furman	2013-17
8.	536	Karla May, Marshall	1983-86
9.	512	Amy Wales, Chattanooga	1987-91
10.	509	Jan Cameron, Chattanooga	1990-94

Assists average

Season

1.	10.6 (27-285)	Kim Skala, ETSU	1985-86
2.	8.7 (27-234)	Kim Skala, ETSU	1984-85
3.	8.1 (25-202)	Kim Skala, ETSU	1986-87

4.	8.0 (33-264)	Sydni Means, Mercer	2017-18
5.	7.4 (26-192)	Karla May, Marshall	1984-85
6.	7.2 (29-208)	Amy Wales, Chattanooga	1989-90
7.	6.8 (33-226)	Whitney Bunn, Furman	2014-15
8.	6.8 (27-184)	Jennifer O'Brien, Davidson	1997-98
9.	6.8 (32-216)	Sydni Means, Mercer	2016-17
10.	6.6 (28-184)	Nancy Smith, Chattanooga	1988-89

Career

1.	8.0 (105-841)	Kim Skala, ETSU	1983-87
2.	5.9 (110-648)	Nancy Smith, Chattanooga	1987-91
3.	5.8 (119-686)	Sydni Means, Mercer	2014-18
4.	5.7 (116-660)	Jane Dalton, Appalachian State	1984-88
5.	5.4 (108-588)	Jennifer O'Brien, Davidson	1996-00
6.	5.1 (112-568)	Shannon Spencer, Appalachian State	1992-96
7.	4.8 (118-562)	Whitney Bunn, Furman	2013-17
	4.8 (91-434)	Da'Ja Green, Wofford	2017-20
9.	4.5 (115-512)	Amy Wales, Chattanooga	1987-91
10.	4.4 (115-511)	Charity Brown, Samford	2016-20

Blocked shots

Game

1.	12	Sharon Deal, MAR vs. Youngstown State	Jan. 4, 1989
2.	10	Sophia Aleksandravicius, DAV vs. Furman	Feb. 16, 2013
3.	9	Sharon Deal, MAR vs. Appalachian State	Feb. 25, 1989
	9	Sophia Aleksandravicius, DAV vs. Furman	Jan. 30, 2012
	9	Teanna Robinson, MER vs. Saint Louis	Nov. 28, 2014
	9	Jasmine Joyner, UTC vs. Bowling Green	Nov. 20, 2016
	9	Jasmine Joyner, UTC vs. ETSU	Jan. 14, 2017
8.	8	Sharon Deal, MAR vs. Furman	Jan. 15, 1989
	8	Jennifer Weurding, WOF vs. North Carolina A&T	Nov. 26, 2005
	8	Jennifer Weurding, WOF vs. Appalachian State	Feb. 12, 2007
	8	Anna Freeman, APP vs. Bowling Green	Dec. 23, 2009
	8	Catherine Williams, APP vs. Davidson	Jan. 23, 2010
	8	Sophia Aleksandravicius, DAV vs. Ga. Southern	Dec. 1, 2012
	8	Jasmine Joyner, UTC vs. Notre Dame	Nov. 21, 2014
	8	Jasmine Joyner, UTC vs. Western Carolina	Jan. 13, 2016
	8	Jasmine Joyner, UTC vs. Wofford	Feb. 6, 2016
	8	Jasmine Joyner, UTC vs. Samford	March 4, 2016
	8	Jasmine Joyner, UTC vs. Stetson	Dec. 5, 2016
	8	Jasmine Joyner, UTC at Wofford	Jan. 26, 2017
	8	Shannon Titus, MER vs. Furman	Feb. 8, 2020

Season

1.	132	Jasmine Joyner, Chattanooga	2014-15
2.	126	Jasmine Joyner, Chattanooga	2015-16
3.	122	Jasmine Joyner, Chattanooga	2016-17
4.	117	Sharon Deal, Marshall	1988-89
5.	102	Sophia Aleksandravicius, Davidson	2012-13
6.	95	Sophia Aleksandravicius, Davidson	2010-11
7.	93	Sophia Aleksandravicius, Davidson	2011-12
8.	92	Anna Freeman, Appalachian State	2009-10
9.	81	Jennifer Weurding, Wofford	2006-07
10.	71	Sharon Deal, Marshall	1987-88
	71	Courtney Nyborg, Elon	2003-04

Career

1.	436	Jasmine Joyner, Chattanooga	2013-17
2.	339	Sophia Aleksandravicius, Davidson	2009-13
3.	265	Anna Freeman, Appalachian State	2009-13
4.	253	Jennifer Weurding, Wofford	2003-07
5.	235	Mahagony Williams, Wofford	2007-11
6.	227	Kelsey Evans, Elon	2009-13
7.	221	Alex Anderson, Chattanooga	2004-08
8.	195	Valorie Whiteside, Appalachian State	1984-88
9.	193	Rushia Brown, Furman	1989-94
10.	192	Shannon Titus, Mercer	2017-22

INDIVIDUAL RECORDS

Blocked-shots average

Season

1.	4.2 (28-117)	Sharon Deal, Marshall	1988-89
2.	4.0 (33-132)	Jasmine Joyner, Chattanooga	2014-15
3.	3.9 (32-126)	Jasmine Joyner, Chattanooga	2015-16
4.	3.8 (32-122)	Jasmine Joyner, Chattanooga	2016-17
5.	3.1 (31-95)	Sophia Aleksandravicius, Davidson	2010-11
6.	2.9 (31-91)	Sophia Aleksandravicius, Davidson	2011-12
7.	2.9 (35-102)	Sophia Aleksandravicius, Davidson	2012-13
8.	2.6 (27-71)	Sharon Deal, Marshall	1987-88
9.	2.6 (35-92)	Anna Freeman, Appalachian State	2009-10
10.	2.5 (26-65)	Jeanne Marvel, Western Carolina	1986-87

Career

1.	3.6 (122-436)	Jasmine Joyner, Chattanooga	2013-17
2.	3.4 (55-188)	Sharon Deal, Marshall	1987-89
3.	2.7 (127-339)	Sophia Aleksandravicius, Davidson	2009-13
4.	2.4 (52-127)	Jeanne Marvel, Western Carolina	1986-88
5.	2.3 (108-253)	Jennifer Weurding, Wofford	2003-07
6.	2.0 (132-265)	Anna Freeman, Appalachian State	2009-13
	2.0 (119-235)	Mahagony Williams, Wofford	2007-11
8.	1.8 (124-227)	Kelsey Evans, Elon	2009-13
	1.8 (58-109)	Arianne Whitaker, Chattanooga	2017-19
10.	1.7 (114-193)	Rushia Brown, Furman	1989-93
	1.7 (116-195)	Valorie Whiteside, Appalachian State	1984-88

Steals

Game

1.	14	Stephanie Wine, MAR vs. Western Carolina	Jan. 23, 1995
2.	13	Valorie Whiteside, APP vs. College of Charleston	Jan. 9, 1988
3.	12	Rachel Brittenham, WOF vs. Western Carolina	Feb. 21, 2011
4.	11	Chris McClure, UTC vs. Appalachian State	1984-85
	11	Jennifer O'Brien, DAV vs. Furman	Jan. 11, 1999
	11	Kristen Boone, UNCG vs. UNC Wilmington	Nov. 12, 2006
	11	Whitney Tossie, APP vs. Elon	Dec. 16, 2006
	11	Erica Haynes-Overton, ETSU vs. Murray State	Nov. 29, 2017
	11	Tianna Tarter, ETSU vs. Winthrop	Dec. 3, 2017
8.	10	Karla May, MAR vs. West Virginia State	Nov. 25, 1983
	10	Emily Holliday, WCU vs. Tusculum	Dec. 3, 1985
	10	Jenelle Stephenson, MAR vs. ETSU	Jan. 18, 1988
	10	Lucy Dunn, FUR vs. ETSU	Jan. 30, 1988
	10	Karen Stanley, FUR vs. ETSU	Jan. 31, 1994



Chattanooga's Jasmine Joyner is the SoCon's career leader in blocks (436) and blocks per game (3.6).

10	Tiffany Lanier, GSU vs. South Carolina	Dec. 3, 2003
10	Liz Miller, WOF vs. Davidson	Jan. 31, 2009
10	Shon Redmond, Elon vs. UNCW	Nov. 18, 2012

Season

1.	122	Tracy Krueger, Marshall	1992-93
	122	Anna Freeman, Appalachian State	2011-12
3.	121	Kristen Boone, UNCG	2004-05
4.	117	Jennifer O'Brien, Davidson	1999-00
5.	113	Whitney Tossie, Appalachian State	2006-07
6.	112	Nancy Smith, Chattanooga	1988-89
7.	108	Erica Haynes-Overton, ETSU	2017-18
8.	106	Shannon Spencer, Appalachian State	1994-95
9.	101	Janna Magette, Davidson	2000-01
	101	Tiffany Lanier, Georgia Southern	2000-01
	101	Tiffany Lanier, Georgia Southern	2002-03
	101	Kristen Boone, UNCG	2005-06

Career

1.	383	Anna Freeman, Appalachian State	2009-13
2.	368	Nancy Smith, Chattanooga	1987-91
	368	Jennifer O'Brien, Davidson	1996-00
4.	356	Nancy Smith, Chattanooga	1987-91
5.	351	Whitney Tossie, Appalachian State	2004-08
6.	341	Shannon Spencer, Appalachian State	1992-95
7.	338	Rushia Brown, Furman	1989-93
8.	315	Kristen Boone, UNCG	2004-09
9.	307	Valorie Whiteside, Appalachian State	1984-88
10.	293	Anna Freeman, Appalachian State	2009-12

Steals average

Season

1.	4.4 (28-122)	Tracy Krueger, Marshall	1992-93
2.	4.3 (27-117)	Jennifer O'Brien, Davidson	1999-00
3.	4.3 (28-121)	Kristen Boone, UNCG	2004-05
4.	4.0 (28-112)	Nancy Smith, Chattanooga	1988-89
5.	3.9 (26-101)	Kristen Boone, UNCG	2005-06
6.	3.8 (28-106)	Shannon Spencer, Appalachian State	1994-95
7.	3.6 (28-101)	Janna Magette, Davidson	2000-01
8.	3.6 (30-108)	Erica Haynes-Overton, ETSU	2017-18
9.	3.6 (34-122)	Anna Freeman, Appalachian State	2011-12
10.	3.5 (28-99)	Jennifer O'Brien, Davidson	1998-99
	3.5 (28-99)	Janna Magette, Davidson	2000-01

Career

1.	3.71 (85-315)	Kristen Boone, UNCG	2004-09
2.	3.53 (80-226)	Andrea Bailey (Cournoyer), Samford	2020-23
3.	3.45 (65-224)	Erica Haynes-Overton, ETSU	2017-19
4.	3.41 (108-368)	Jennifer O'Brien, Davidson	1996-00
5.	3.24 (110-356)	Nancy Smith, Chattanooga	1987-91
6.	3.04 (112-341)	Shannon Spencer, Appalachian State	1992-96
7.	3.03 (116-351)	Whitney Tossie, Appalachian State	2004-08
8.	2.96 (114-338)	Rushia Brown, Furman	1989-94
9.	2.90 (132-383)	Anna Freeman, Appalachian State	2009-13
10.	2.76 (114-315)	Liz Miller, Wofford	2005-09

TEAM RECORDS

Scoring

Game

1.	135	Samford vs. Birmingham-Southern	Jan. 4, 2021
2.	134	UNCG vs. Virginia-Lynchburg	Dec. 21, 2022
3.	126	Marshall vs. West Virginia Tech	Nov. 26, 1984
4.	125	Furman vs. Charleston Southern	Jan. 16, 1991
5.	116	Furman vs. Charleston Southern	Dec. 16, 1989
	116	Wofford vs. Erskine	Nov. 17, 2016
7.	114	Furman vs. ETSU	Jan. 26, 1990
	114	Western Carolina vs. Warren Wilson	Jan. 24, 2018
9.	112	Furman vs. Rider	Jan. 4, 1992
	112	Samford vs. Birmingham-Southern	Dec. 30, 2022

Season

1.	2,543	Appalachian State	1986-87
2.	2,518	Western Carolina	2007-08
3.	2,440	Furman	1989-90
4.	2,432	ETSU	1994-95
5.	2,417	Appalachian State	1995-96
6.	2,392	Marshall	1984-85
7.	2,363	Chattanooga	1988-89
8.	2,344	Chattanooga	2001-02
9.	2,343	Appalachian State	1987-88
10.	2,338	Appalachian State	2010-11

Scoring average

Season

1.	84.1 (29-2,440)	Furman	1989-90
2.	83.7 (28-2,343)	Appalachian State	1987-88
3.	82.8 (28-2,318)	Furman	1990-91
4.	82.5 (29-2,392)	Marshall	1984-85
5.	82.0 (31-2,543)	Appalachian State	1986-87
6.	81.1 (30-2,432)	ETSU	1994-95
7.	80.6 (30-2,417)	Appalachian State	1995-96
8.	79.3 (28-2,220)	Appalachian State	1993-94
9.	79.1 (29-2,137)	Appalachian State	1988-89
	79.1 (28-2,214)	Georgia Southern	1994-95

Scoring defense

Season

1.	50.2 (31-1,555)	Samford	2015-16
2.	50.5 (33-1,665)	Chattanooga	2014-15
3.	52.9 (32-1,692)	Chattanooga	2015-16
4.	53.2 (29-1,542)	Samford	2008-09
5.	54.4 (31-1,685)	Samford	2012-13
6.	54.6 (30-1,639)	Chattanooga	2004-05
7.	54.8 (33-1,809)	Chattanooga	2022-23
8.	54.9 (33-1,811)	Chattanooga	2012-13
	54.9 (33-1,811)	Mercer	2017-18
10.	55.3 (32-1,771)	UNCG	2019-20

Field goals made

Game

1.	58	UNCG vs Virginia-Lynchburg	Dec. 21, 2022
2.	53	Samford vs. Birmingham-Southern	Jan. 4, 2021
3.	48	Marshall vs. West Virginia Tech	Nov. 26, 1984
	48	Georgia Southern vs. Kent	Jan. 4, 1992
5.	47	Appalachian State vs. Catawba	Dec. 10, 1984
6.	46	Chattanooga vs. Mercer	Dec. 5, 1987
	46	Furman vs. Charleston Southern	Jan. 16, 1991
	46	Western Carolina vs. Montreat	Jan. 5, 2015
9.	45	Chattanooga vs. Mercer	Jan. 18, 1989
10.	44	Chattanooga vs. Mercer	Jan. 31, 1987
	44	Wofford vs. Limestone	Dec. 14, 2001
	44	Wofford vs. Southern Wesleyan	Jan. 3, 2019


Season

1.	1,001	Appalachian State	1986-87
2.	972	Furman	1989-90
3.	953	Appalachian State	1987-88
4.	948	Western Carolina	2007-08
5.	936	Chattanooga	1988-89
6.	928	Georgia Southern	1992-93
7.	918	Mercer	2017-18
8.	917	Appalachian State	2010-11
9.	900	Appalachian State	2009-10
10.	899	Chattanooga	1989-90
	899	Chattanooga	1991-92

Field-goal attempts

Game

1.	100	Elon vs. Western Carolina	Feb. 11, 2008
2.	95	Chattanooga vs. Lincoln Memorial	Jan. 30, 1990
3.	93	Chattanooga vs. Alabama-Huntsville	Nov. 29, 1991
	93	Western Carolina vs. Elon	Feb. 11, 2008
5.	91	Chattanooga vs. Mercer	Jan. 31, 1987
	91	Chattanooga vs. Appalachian State	Dec. 19, 2000
	91	UNCG vs Virginia-Lynchburg	Dec. 21, 2022
8.	90	Chattanooga vs. ETSU	Feb. 7, 1987
	90	Mercer vs. Wofford	Feb. 21, 2021
10.	88	Georgia Southern vs. Armstrong State	Dec. 30, 1994
	88	College of Charleston vs. Western Carolina	March 9, 2009



ETSU's DeShawne Blocker holds the conference record for most rebounds in a game and in a season.

TEAM RECORDS

88 Mercer vs. Saint Louis

Nov. 28, 2014

Season

1.	2,670	Appalachian State	1988-89
2.	2,252	Western Carolina	2007-08
3.	2,230	Mercer	2014-15
4.	2,203	Chattanooga	1988-89
5.	2,130	College of Charleston	2012-13
6.	2,102	Mercer	2017-18
7.	2,088	ETSU	2017-18
8.	2,086	Furman	1989-90
9.	2,084	Appalachian State	2009-10
10.	2,075	Wofford	2018-19

Field-goal percentage

Game

1.	74.0 (37-50)	ETSU vs. Appalachian State	Feb. 20, 1986
2.	69.6	Georgia Southern vs. Appalachian State	Jan. 23, 1993
3.	67.7	Furman vs. Winthrop	Jan. 3, 1995
4.	67.3 (37-55)	College of Charleston vs. Anderson	Nov. 17, 2001
5.	66.1 (41-62)	UNCG vs. N.C. Central	Dec. 31, 2015
6.	65.2 (30-46)	ETSU vs. Florida International University	Mar. 17, 2023
7.	65.1 (28-43)	Chattanooga vs. UNCG	Jan. 19, 2015
8.	64.7 (33-51)	Appalachian State vs. Furman	March 10, 1990
9.	63.9 (53-83)	Samford vs. Birmingham-Southern	Jan. 4, 2021
10.	63.8 (30-47)	Chattanooga vs. UNCG	Jan. 22, 2022

Season

1.	55.9 (1,001-1,792)	Appalachian State	1986-87
2.	51.5 (890-1,728)	Appalachian State	1985-86
3.	50.4 (953-1,891)	Appalachian State	1987-88
4.	48.8 (815-2,670)	Appalachian State	1988-89
5.	48.4 (797-1,645)	ETSU	1984-85
6.	47.8	Furman	1985-86
7.	47.7 (878-1,840)	Chattanooga	1985-86
8.	47.7 (743-1,558)	Davidson	1997-98
9.	47.3 (791-1,671)	ETSU	1993-94
10.	46.9 (723-1,542)	ETSU	1993-94

3-point field goals made

Game

1.	16	Chattanooga vs. Georgia Southern	Dec. 4, 2010
	16	Samford vs. Wofford	Feb. 28, 2019
	16	ETSU vs Wofford	Feb. 16, 2023
4.	15	Chattanooga vs. Furman	Feb. 22, 2004
	15	Chattanooga vs. Davidson	Jan. 8, 2007
	15	Samford vs. Wofford	Jan. 26, 2009
	15	Samford vs. Berry College	Dec. 7, 2010
	15	Samford vs. Saint Peter's	Dec. 30, 2010
	15	Furman vs. Coastal Carolina	Dec. 3, 2014
	15	Wofford vs. Warren Wilson	Dec. 4, 2018
	15	UNCG vs. Virginia-Lynchburg	Dec. 21, 2022
	15	ETSU vs. Florida International University	Mar. 17, 2023

Season

1.	272	Samford	2009-10
2.	270	Samford	2010-11
3.	268	Wofford	2022-23
4.	257	Chattanooga	2006-07
	257	Chattanooga	2009-10
6.	253	Chattanooga	2008-09
7.	251	Chattanooga	2005-06
8.	244	Chattanooga	2010-11
9.	240	Wofford	2021-22
10.	233	Chattanooga	2007-08



Samford's Monica Maxwell was 78-for-196 from 3-point range in 2009-10, helping the Bulldogs set a single-season SoCon record with 272 3-pointers.

3-point field-goal attempts


Game

1.	38	ETSU vs. Georgia Southern	1997-98
	38	Chattanooga vs. Louisville	Nov. 24, 2007
	38	Chattanooga at Saint Mary's (Calif.)	Nov. 24, 2012
4.	37	Chattanooga vs. Furman	Dec. 22, 2004
5.	36	Western Carolina vs. Coastal Carolina	Nov. 24, 2019
	36	Wofford vs. ETSU	Feb. 24, 2022
7.	35	Chattanooga vs. Davidson	Feb. 12, 2011
	35	Wofford at North Carolina	Dec. 11, 2022
9.	34	Wofford vs. Furman	Feb. 1, 2005
	34	Chattanooga vs. Clemson	Nov. 17, 2007
	34	Chattanooga at Appalachian State	Feb. 16, 2009
	34	Chattanooga vs. Oklahoma State	March 20, 2010
	34	Wofford at Clemson	Nov. 10, 2022
	34	ETSU vs Wofford	Feb. 16, 2023

Season

1.	768	Samford	2009-10
2.	751	Wofford	2021-22
3.	746	Chattanooga	2006-07
4.	741	Chattanooga	2008-09
5.	740	Chattanooga	2009-10
6.	737	Chattanooga	2010-11
7.	697	Chattanooga	2007-08
8.	681	Samford	2010-11
9.	678	Western Carolina	2019-20
10.	673	Chattanooga	2005-06
11.	670	Furman	2015-16

TEAM RECORDS



Furman's Jackie Smith holds the SoCon record for most free throws made in a season and free-throw attempts in a career.

3-point field-goal percentage

Game (minimum 4 made)

1.	100.0 (4-4)	Chattanooga vs. ETSU	1988-89
2.	81.3 (13-16)	Georgia Southern vs. Appalachian State	Feb. 8, 2000
3.	80.0 (4-5)	Appalachian State at George Mason	Dec. 30, 2008
4.	76.9 (10-13)	College of Charleston vs. Wofford	Dec. 14, 2009
	76.9 (10-13)	Davidson vs. Appalachian State	Feb. 2, 2011
	76.9 (10-13)	Davidson vs. Samford	Feb. 3, 2014
7.	75.0 (6-8)	Western Carolina vs. Georgia State	Dec. 11, 2010
	75.0 (12-16)	Chattanooga vs. UNCG	Jan. 19, 2015
9.	72.7 (8-11)	Wofford vs. College of Charleston	Dec. 1, 2001
	72.7 (8-11)	College of Charleston at Elon	Dec. 8, 2008

Season

1.	42.4 (136-321)	Appalachian State	1990-91
2.	41.0 (136-332)	Appalachian State	1990-91
3.	40.8 (151-370)	Chattanooga	1988-89
4.	39.9 (141-353)	Davidson	1999-00
5.	39.6 (270-681)	Samford	2010-11
6.	38.5 (106-275)	ETSU	1993-94
7.	38.1 (164-430)	Furman	2005-06
	38.1 (133-349)	Mercer	2022-23
9.	38.0 (112-295)	ETSU	1996-97
10.	37.9 (55-145)	Appalachian State	1989-90

Free throws made

Game

1.	43	Western Carolina vs. Davidson	Jan. 14, 1995
2.	42	Furman vs. Western Carolina	Jan. 15, 1996
	42	Wofford vs. Eastern Kentucky	Dec. 13, 1998

42	Georgia Southern vs. Wofford	Dec. 30, 1998	
42	Furman vs. UNC Asheville	Nov. 26, 2004	
6.	41	Appalachian State vs. Radford	Dec. 12, 1990
7.	38	Wofford vs. Eastern Kentucky	Nov. 20, 1999
8.	37	UNCG vs. Elon	Dec. 2, 1998
9.	36	College of Charleston vs. Appalachian State	Jan. 12, 2002
10.	35	Georgia Southern vs. Davidson	Dec. 12, 1999
	35	Western Carolina vs. UNCG	Feb. 27, 2015

Season

1.	609	Appalachian State	1990-91
2.	580	Marshall	1996-97
3.	568	ETSU	1994-95
4.	565	Furman	1994-95
5.	555	Marshall	1995-96
6.	552	Appalachian State	2004-05
7.	526	Davidson	1998-99
8.	508	Davidson	2013-14
9.	507	Chattanooga	2003-04
10.	492	Georgia Southern	1995-96

Free-throw attempts

Game

1.	64	Western Carolina vs. Davidson	Jan. 14, 1995
2.	58	Furman vs. Western Carolina	Jan. 15, 1996
3.	55	Chattanooga vs. UNC Asheville	Dec. 20, 1997
	55	Wofford vs. Eastern Kentucky	Dec. 13, 1998
5.	53	Appalachian State vs. ETSU	Unknown
6.	52	Georgia Southern vs. Wofford	Dec. 30, 1998
7.	50	Chattanooga vs. College of Charleston	Jan. 9, 1999
	50	College of Charleston vs. Appalachian State	Jan. 12, 2002
9.	49	Furman vs. UNC Asheville	Nov. 14, 1997
	49	Wofford vs. New Orleans	Nov. 25, 2003

Season

1.	853	Appalachian State	1990-91
2.	820	Furman	1994-95
3.	803	Marshall	1996-97
4.	797	ETSU	1994-95
5.	777	Marshall	1995-96
6.	775	Western Carolina	1994-95
7.	762	Chattanooga	2003-04
8.	758	Davidson	1998-99
9.	750	Georgia Southern	1995-96
10.	732	Western Carolina	2007-08

Free-throw percentage

Game (minimum 12 made)

1.	100.0 (26-26)	Chattanooga vs. UAB	1990-91
2.	100.0 (21-21)	Furman vs. Florida	Nov. 21, 2022
3.	100.0 (14-14)	Samford vs. Davidson	Jan. 19, 2009
	100.0 (14-14)	Samford vs. Chattanooga	Nov. 30, 2009
	100.0 (14-14)	Samford vs. UAB	Dec. 6, 2014
	100.0 (14-14)	Chattanooga vs. Samford	Feb. 24, 2018
7.	100.0 (13-13)	Western Carolina vs. Furman	Mar. 1, 2002
	100.0 (13-13)	Chattanooga at Elon	Dec. 17, 2009
	100.0 (13-13)	Davidson vs. Georgia Southern	Jan. 8, 2011
	100.3 (13-13)	Mercer vs. Furman	Mar. 6, 2022
11.	100.0 (12-12)	College of Charleston vs. Davidson	Jan. 2, 2008
	100.0 (12-12)	Samford vs. Clemson	Dec. 12, 2010
	100.0 (12-12)	Samford vs. Saint Peter's	Dec. 30, 2010
	100.0 (12-12)	Western Carolina vs. Campbell	Dec. 14, 2015
	100.0 (12-12)	UNCG at Mercer	Feb. 29, 2020

Season

1.	79.4 (296-373)	Mercer	2022-23
2.	77.5 (386-498)	Samford	2010-11
3.	77.3 (426-551)	Appalachian State	2012-13

TEAM RECORDS

4.	77.1 (387-502)	UNCG	2019-20
5.	76.7 (415-541)	Furman	2007-08
	76.7 (472-615)	Davidson	2010-11
7.	76.6 (291-380)	Samford	2012-13
8.	76.4 (337-441)	Mercer	2017-18
9.	75.9 (425-560)	Samford	2009-10
10.	75.7 (358-473)	Chattanooga	2016-17

Rebounds

Game			
1.	75	Marshall vs. West Virginia Tech	Nov. 26, 1984
2.	72	Western Carolina vs. Mars Hill	Dec. 4, 1986
3.	69	Wofford vs. Erskine	Jan. 2, 2021
4.	67	Georgia Southern vs. Augusta State	Dec. 18, 2000
5.	66	Wofford at Bethune-Cookman	Nov. 28, 2008
6.	64	Wofford vs. Montreat	Nov. 18, 2005
	64	Elon vs. Western Carolina	Feb. 11, 2008
	64	Wofford vs. Norfolk State	Nov. 18, 2009
	64	Chattanooga vs. Richmond	Dec. 29, 2009
	64	Furman vs. Erskine	Dec. 7, 2010
	64	Samford vs. Birmingham-Southern	Jan. 4, 2021
	64	Samford vs. Birmingham-Southern	Dec. 30, 2022

Season

1.	1,521	Western Carolina	2007-08
2.	1,504	Appalachian State	2009-10
3.	1,488	Western Carolina	2006-07
4.	1,434	Georgia Southern	2002-03
5.	1,433	College of Charleston	2012-13
6.	1,421	Western Carolina	2008-09
7.	1,419	Mercer	2014-15
8.	1,416	UNCG	2016-17
9.	1,405	Appalachian State	1990-91
10.	1,370	Davidson	2012-13

Rebounding average

Season			
1.	49.6 (26-1,289)	ETSU	1993-94
2.	47.8 (30-1,434)	Georgia Southern	2002-03
3.	44.8 (29-1,299)	Georgia Southern	2003-04
4.	44.8 (32-1,433)	College of Charleston	2012-13
5.	44.7 (34-1,521)	Western Carolina	2007-08
6.	43.8 (34-1,488)	Western Carolina	2006-07
7.	43.1 (33-1,421)	Western Carolina	2008-09
8.	43.0 (35-1,504)	Appalachian State	2009-10
9.	42.0 (30- 1,261)	Furman	2022-23
9.	41.4 (29-1,201)	Wofford	2008-09
10.	41.2 (21-1,278)	Furman	2021-22
11.	41.0 (33-1,353)	Chattanooga	2009-10

Assists

Game			
1.	47	UNCG vs. Virginia-Lynchburg	Dec. 21, 2022
2.	36	Chattanooga vs. Marshall	Jan. 13, 1990
3.	35	Chattanooga vs. Georgia State	Jan. 10, 1990
4.	34	Furman vs. Charleston Southern	Jan. 16, 1991
5.	33	Chattanooga vs. Mercer	Feb. 3, 1987
	33	Chattanooga vs. Tennessee State	Feb. 14, 1990
7.	31	Georgia Southern vs. Appalachian State	Jan. 23, 1993
	31	Appalachian State vs. Furman	Jan. 11, 1997
	31	Mercer vs. Winthrop	Dec. 17, 2017
10.	30	Georgia Southern at Central Florida	Dec. 8, 1992
	30	UNCG vs. Winthrop	Feb. 17, 1993
	30	UNCG vs. College of Charleston	Dec. 29, 1999
	30	Wofford vs. Limestone	Dec. 14, 2001

Season

1.	625	Chattanooga	1988-89
----	-----	-------------	---------

2.	616	Chattanooga	1989-90
3.	589	Appalachian State	2010-11
4.	561	Chattanooga	1990-91
5.	556	Appalachian State	2009-10
6.	548	Chattanooga	2005-06
7.	547	Chattanooga	1985-86
8.	541	Chattanooga	1991-92
9.	538	Mercer	2017-18
10.	537	Chattanooga	1987-88

Assists average

Season			
1.	20.2 (31-625)	Chattanooga	1988-89
2.	21.2 (29-616)	Chattanooga	1989-90
3.	20.0 (28-561)	Chattanooga	1990-91
4.	19.2 (28-537)	Chattanooga	1987-88
5.	18.9 (29-547)	Chattanooga	1985-86
6.	18.4 (32-589)	Appalachian State	2010-11
7.	18.0 (30-541)	Chattanooga	1991-92
8.	18.0 (29-522)	Furman	1989-90
9.	17.7 (30-532)	Georgia Southern	1992-93
10.	17.7 (31-548)	Chattanooga	2005-06

Blocked shots

Game



Chattanooga's Brooke Hand ended her career as the SoCon's career 3-point field goal leader.

TEAM RECORDS

1.	17	Appalachian State vs. Elon	Jan. 2, 2010
2.	15	College of Charleston vs. Furman	Dec. 3, 2011
	15	Furman vs. Southern Wesleyan	Dec. 13, 2014
4.	14	Wofford vs. Furman	Feb. 7, 2009
	14	Chattanooga vs. Wofford	Feb. 6, 2015
6.	13	Marshall vs. Youngstown State	March 4, 1989
	13	Elon at UNCG	Jan. 13, 2010
	13	Chattanooga vs. Furman	Jan. 19, 2019
	13	Chattanooga vs. UNCG	March 7, 2019
	13	Mercer vs. Furman	Feb. 8, 2020

Season

1.	223	Appalachian State	2009-10
2.	202	Chattanooga	2015-16
3.	189	Chattanooga	2014-15
4.	188	Chattanooga	2016-17
5.	181	Elon	2010-11
6.	171	Wofford	2007-08
7.	170	Marshall	1988-89
8.	167	Wofford	2008-09
9.	165	Mercer	2019-20
10.	163	Wofford	2010-11

Blocked-shots average

Season

1.	6.4 (35-223)	Appalachian State	2009-10
2.	6.3 (32-202)	Chattanooga	2015-16
3.	6.1 (28-170)	Marshall	1988-89
4.	5.8 (29-167)	Wofford	2008-09
5.	5.9 (32-188)	Chattanooga	2016-17
6.	5.7 (33-189)	Chattanooga	2014-15
7.	5.5 (31-171)	Wofford	2007-08
8.	5.5 (33-181)	Elon	2010-11
9.	5.4 (30-163)	Wofford	2010-11
10.	5.3 (31-165)	Mercer	2019-20

Steals

Game

1.	33	Marshall vs. West Virginia State	Nov. 25, 1983
2.	31	Wofford vs. Southern Virginia	Nov. 13, 2006
3.	29	Furman vs. Monmouth	Nov. 24, 1989
4.	27	Chattanooga vs. Clark	Jan. 18, 1988
	27	Georgia Southern vs. Appalachian State	Jan. 1, 1990
	27	Georgia Southern vs. Central Florida	Dec. 8, 1992
	27	UNCG vs. UNC Wilmington	Nov. 12, 2006
8.	26	Chattanooga vs. Mercer	Dec. 5, 1987
	26	Davidson vs. Washington & Lee	Dec. 29, 1994
10.	25	Georgia Southern vs. USC Spartanburg	Nov. 24, 1999
	25	UNCG vs. College of Charleston	Dec. 29, 1999
	25	UNCG vs. Wofford	Jan. 20, 2016

Season

1.	442	Appalachian State	2011-12
2.	415	Appalachian State	2010-11
3.	394	Furman	1989-90
4.	387	Georgia Southern	2000-01
	387	Wofford	2005-06
6.	382	Davidson	2006-07
7.	378	Georgia Southern	1992-93
8.	376	Appalachian State	2007-08
9.	368	Appalachian State	2012-13
10.	353	Georgia Southern	1993-94
	353	UNCG	2001-02

Steals average

Season

1.	14.3 (27-387)	Georgia Southern	2000-01
----	---------------	------------------	---------

2.	13.8 (28-387)	Wofford	2005-06
3.	13.0 (33-415)	Appalachian State	2010-11
4.	12.7 (31-394)	Furman	1989-90
5.	12.6 (30-378)	Georgia Southern	1992-93
6.	12.5 (30-376)	Appalachian State	2007-08
7.	12.3 (28-343)	Georgia Southern	1999-00
8.	11.9 (32-382)	Davidson	2006-07
9.	11.9 (31-368)	Appalachian State	2012-13
10.	11.8 (30-353)	Georgia Southern	1993-94

Wins

1.	30	Mercer	2017-18
2.	29	Chattanooga	2003-04
	29	Chattanooga	2007-08
	29	Chattanooga	2012-13
	29	Chattanooga	2013-14
	29	Chattanooga	2014-15
7.	27	Chattanooga	2005-06
	27	Appalachian State	2011-12
9.	26	Chattanooga	1983-84
	26	Chattanooga	1999-00
	26	Chattanooga	2002-03



Davidson's Sophia Aleksandravicius (2009-13) owned three of the top four single-season blocked-shot totals in league history and was the SoCon's career leader with 339 when she finished her career.

COACHING RECORDS

ETSU

Coach	Seasons	Years	W	L	Pct.
Dr. Janice Shelton	1970-72, 73-75	4	23	29	.442
Dr. Robert Bell	1972-73	1	3	4	.429
Becky Erwin	1975-76	1	4	13	.235
Nancy Boller	1976-78	2	22	23	.489
Susan Yow	1978-86	8	117	102	.534
Debbie Richardson	1986-94	8	79	131	.376
Karen Kemp	1994-13	19	272	277	.495
Brittney Ezell	2013-21	8	105	131	.445
Simon Harris	2021-22	1	6	22	.214
Brenda Mock Brown	2022 - Present	1	25	10	.714

Furman

Coach	Seasons	Years	W	L	Pct.
Virginia Robertson	1969-71	2	14	9	.609
Jean Bryant	1971-74	3	15	26	.366
Caroline Brown	1974-75	1	2	13	.133
Sharon Morel	1975-76	1	7	13	.350
Barbara Berry	1976-80	4	17	50	.254
Susan Roberts	1980-82	2	14	29	.326
Sherry Carter	1982-02	20	300	254	.542
Sam Dixon	2002-10	8	102	136	.429
Jackie Carson	2010-23	13	205	197	.510
Pierre Curtis	2023-Present	0	-	-	-

Mercer

Coach	Seasons	Years	W	L	Pct.
Peggy Collins	1970-77	7	133	33	.801
Jane Fontaine	1977-80	3	57	33	.633
Ed Nixon	1980-90	10	116	166	.411
Lea Henry	1990-94	4	55	55	.500
Billy Holmes	1994-01	7	76	118	.392
Sharon Baldwin	2001-02	1	16	13	.552
Brenda Welch-Nichols	2002-06	4	51	62	.451
Sybil Blalock	2006-07	1	5	25	.167
Janell Jones	2007-10	3	35	56	.385
Susie Gardner	2010-Present	13	231	171	.574

UNCG

Coach	Seasons	Years	W	L	Pct.
June Galloway	1969-72	3	38	14	.731
Marilyn Gibbs	1972-76	4	35	37	.486
Jan Donohue	1976-78	2	9	32	.220
Ditty Speeler	1978-80	2	20	24	.455
Robin Joseph	1980-81	1	9	14	.391
Lynne Agee	1981-11	30	556	311	.641
Wendy Palmer	2011-15	5	33	117	.220
Trina Patterson	2016-present	7	88	120	.423

Samford

Coach	Seasons	Years	W	L	Pct.
Janet Cone	1997-02	5	41	97	.297
Mike Morris	2002-19	17	280	237	.542
Carley Kuhns	2019-present	4	58	59	.496

Chattanooga

Coach	Seasons	Years	W	L	Pct.
Grace Keith	1974-76	2	21	23	.477
Sharon Fanning	1976-87	11	193	131	.596
Craig Parrott	1987-98	11	164	146	.529
Wes Moore	1998-13	15	358	113	.760
Jim Foster	2013-18	5	120	40	.750
Katie Burrows	2019-22	4	46	68	.404
Shawn Poppie	2022-present	1	20	13	.606

Western Carolina

Coach	Seasons	Years	W	L	Pct.
Betty Westmoreland	1965-79	14	189	89	.680
Judy Pounds	1979-81	2	28	22	.560
Judy Stroud	1981-85	4	46	58	.442
Tony Baldwin	1985-90	5	51	83	.381
Janet Cone	1990-93	3	17	65	.207
Gary Peters	1993-97	4	34	74	.339
Maria Fantanarosa	1997-98	1	7	20	.259
Jill Dunn	1998-00	2	23	33	.411
Beth Dunkenberger	2000-04	4	65	50	.565
Kellie Harper	2004-09	5	97	65	.599
Karen Middleton	2009-15	6	63	121	.342
Stephanie McCormick	2015-19	4	24	95	.202
Kiley Hill	2019-present	4	27	87	.237

Wofford

Coach	Seasons	Years	W	L	Pct.
Patricia Gainey	1980-84	4	42	58	.420
Crystal Sharpe	1984-96*	11	152	144	.514
Mark Line	1996*	1	4	11	.267
David Graves	1996-02	6	54	115	.320
Ed Wyant	2002-03	1	4	24	.143
Samantha Young	2003-04	1	0	28	.000
Edgar Farmer	2004-15	12	99	253	.281
Jimmy Garrity	2016-present	7	106	102	.510

SOCON COACHING RECORDS

Overall wins

Rk	Name, school (years)	Yrs	W	L	Pct.
1.	Wes Moore, Chattanooga (1998-13)	15	358	113	.760
2.	Sherry Carter, Furman (1983-02)	19	292	241	.548
3.	Rusty Cram, Georgia Southern (1996-12)	16	239	230	.510
4.	Linda Robinson, Appalachian State (1984-97)	13	236	137	.632
5.	Lynne Agee, UNCG (1997-11)	14	220	192	.534
6.	Jackie Carson, Furman (2010-2023)	13	205	197	.510
7.	Mike Morris, Samford (2008-19)	11	187	156	.545
8.	Susie Gardner, Mercer (2010-present)	13	231	171	.574
9.	Craig Parrott, Chattanooga (1987-98)	11	164	146	.529
10.	Judy Southard, Marshall (1983-92)	9	160	95	.627
11.	Annette Watts, Davidson (2001-10)	9	144	121	.543
12.	Karen Kemp, ETSU (1994-05)	11	135	171	.411
13.	Jim Foster, Chattanooga (2013-18)	5	120	40	.750
14.	Nancy Wilson, College of Charleston (2003-12)	9	118	152	.437
15.	Darcie Vincent, Appalachian State (2008-14)	6	117	75	.609
16.	Jimmy Garrity, Wofford (2016-present)	7	106	102	.510

Overall winning percentage (minimum two years)

Rk	Name, school (years)	Yrs	W	L	Pct.
1.	Wes Moore, Chattanooga (1998-13)	15	358	113	.760
2.	Jim Foster, Chattanooga (2013-18)	5	120	40	.750
3.	Linda Robinson, Appalachian State (1984-97)	13	236	137	.632
4.	Judy Southard, Marshall (1983-92)	9	160	95	.627
5.	Darcie Vincent, Appalachian State (2008-14)	6	117	75	.609
6.	Kellie Harper, Western Carolina (2004-09)	5	97	65	.599
7.	Drema Greer, Georgia Southern (1991-96)	5	87	59	.596
8.	Sharon Fanning, Chattanooga (1983-87)	4	68	48	.586
9.	Susie Gardner, Mercer (2010-present)	13	231	171	.574
10.	Michele Savage, Davidson (2010-14)	4	74	56	.569
11.	Beth Dunkenberger, Western Carolina (2000-04)	4	65	50	.565
12.	Sherry Carter, Furman (1983-02)	19	292	241	.548
13.	Mike Morris, Samford (2008-19)	11	187	156	.545
14.	Annette Watts, Davidson (2001-10)	9	144	121	.543

SoCon wins

Name, school (years)	Yrs	W	L	Pct.	
1. Wes Moore, Chattanooga (1998-13)	15	241	43	.849	
2. Rusty Cram, Georgia Southern (1996-12)	16	163	131	.554	
3. Lynne Agee, UNCG (1997-11)	14	149	111	.573	
4. Sherry Carter, Furman (1984-02)	18	133	102	.566	
5. Mike Morris, Samford (2008-19)	11	110	70	.611	
6. Annette Watts, Davidson (2001-10)	9	102	68	.600	
7. Jackie Carson, Furman (2010-2023)	13	104	100	.509	
8. Linda Robinson, Appalachian State (1984-97)	13	98	49	.667	
9.	Susie Gardner, Mercer (2014-present)	13	96	29	.768
10. Karen Kemp, ETSU (1994-05)	11	89	98	.476	
11. Darcie Vincent, Appalachian State (2008-14)	6	78	40	.661	
12. Nancy Wilson, College of Charleston (2003-12)	17	75	99	.431	
13. Craig Parrott, Chattanooga (1987-98)	11	70	63	.526	
14. Judy Southard, Marshall (1983-92)	9	65	23	.739	
15. Sam Dixon, Furman (2002-10)	8	63	89	.414	

SoCon winning percentage (minimum two seasons)

Name, school (years)	Yrs	W	L	Pct.	
1. Jim Foster, Chattanooga (2013-18)	5	64	10	.864	
2. Wes Moore, Chattanooga (1998-13)	15	241	43	.849	
3.	Susie Gardner, Mercer (2014-present)	13	96	29	.768
4. Judy Southard, Marshall (1983-92)	9	65	23	.739	
5. Sharon Fanning, Chattanooga (1983-87)	4	27	11	.711	
6. Drema Greer, Georgia Southern (1992-96)	4	37	16	.698	
7. Linda Robinson, Appalachian State (1984-97)	13	98	49	.667	
8. Michele Savage, Davidson (2010-14)	4	52	26	.667	
9. Darcie Vincent, Appalachian State (2008-14)	6	78	40	.661	
10. Kellie Harper, Western Carolina (2004-09)	5	62	32	.660	
11. Charlotte Smith, Elon (2011-14)	3	36	22	.621	
12. Annette Watts, Davidson (2001-10)	9	102	68	.600	
13. Mike Morris, Samford (2008-19)	11	110	78	.585	
14. Lynne Agee, UNCG (1997-11)	14	149	111	.573	
15.	Katie Burrows, Chattanooga (2018-22)	4	32	24	.571

YEARLY LEADERS

INDIVIDUAL

SCORING

Year	G	Points	Avg.	
1984-85	Valorie Whiteside, Appalachian State	28	758	27.1
1985-86	Karen Pelphrey, Marshall	28	732	26.1
1986-87	Valorie Whiteside, Appalachian State	31	776	25.0
1987-88	Valorie Whiteside, Appalachian State	28	712	25.4
1988-89	Beth Laney, Appalachian State	27	524	19.4
1989-90	Glenda Cunningham, Appalachian State	29	617	21.3
1990-91	Nicole Hopson, ETSU	28	626	22.4
1991-92	Rushia Brown, Furman	26	546	21.0
1992-93	Angela Crosby, Appalachian State	27	582	21.6
1993-94	Angela Crosby, Appalachian State	28	623	22.3
1994-95	DeShawne Blocker, ETSU	30	728	24.3
1995-96	Amy Engle, ETSU	26	521	20.0
1996-97	Carolyn Kirsch, Davidson	26	423	16.3
1997-98	Jackie Smith, Furman	29	546	18.8
1998-99	Jackie Smith, Furman	27	539	20.0
1999-00	Damita Bullock, Chattanooga	31	568	18.3
2000-01	Laura Echols, Western Carolina	28	505	18.0
2001-02	Jenny Nett, Wofford	29	613	21.1
2002-03	Wilma Simpson, College of Charleston	29	440	15.2
2003-04	Holly Andrews, Elon	16	303	18.9
2004-05	Tiffani Mayes, ETSU	29	571	19.7
2005-06	Kitara McMoore, Elon	28	391	14.0
2006-07	Alex Anderson, Chattanooga	33	677	20.5
2007-08	Alex Anderson, Chattanooga	33	570	17.3
2008-09	Shanara Hollinquest, Chattanooga	32	529	16.5
2009-10	Shanara Hollinquest, Chattanooga	33	562	17.0
2010-11	Whitney Hood, Chattanooga	31	584	18.8
2011-12	Anna Freeman, Appalachian State	34	522	15.4
2012-13	Anna Freeman, Appalachian State	31	513	16.5
2012-13	Sophia Aleksandravicius, Davidson	35	577	16.5
2013-14	Maryah Sydnor, Appalachian State	29	563	19.4
2014-15	Precious Bridges, Mercer	35	718	20.5
2015-16	Lucy Mason, UNCG	30	660	22.0
2016-17	Tianna Tarter, ETSU	30	595	19.8
2017-18	Kahlia Lawrence, Mercer	33	636	19.3
2018-19	Nadine Soliman, UNCG	30	573	19.1
2019-20	Nadine Soliman, UNCG	32	525	16.4
2020-21	Andrea Cournoyer, Samford	22	404	18.4
2021-22	Tierra Hodges, Furman	30	536	17.9
2022-23	Andrea Bailey (Cournoyer), Samford	28	482	17.2

REBOUNDING

Year	G	No.	Avg.	
1984-85	Valorie Whiteside, Appalachian State	28	435	15.5
1985-86	Katie Beck, ETSU	28	362	12.9
1986-87	Katie Beck, ETSU	25	342	13.7
1987-88	Katie Beck, ETSU	25	441	17.6
1988-89	Janet Stallings, Chattanooga	31	291	9.4
1989-90	Glenda Cunningham, Appalachian State	29	300	10.3
1990-91	Natalie Cleckley, Furman	28	356	12.7
1991-92	Rushia Brown, Furman	26	243	9.3
1992-93	DeShawne Blocker, ETSU	25	326	13.0
1993-94	DeShawne Blocker, ETSU	26	450	17.3
1994-95	DeShawne Blocker, ETSU	30	345	11.5
1995-96	Kristina Behnfeldt, Marshall	29	257	8.9
1996-97	Tonya Bristow, Furman	27	230	8.5
1997-98	Jackie Smith, Furman	29	303	10.4
1998-99	Jackie Smith, Furman	27	242	9.0
1999-00	Jackie Smith, Furman	31	335	10.8
2000-01	Natasha Lettsome, Appalachian State	29	258	8.9
2001-02	Orion Wake, Furman	29	262	9.0
2002-03	Lauren Trantham, ETSU	28	278	9.9
2003-04	Tiffani Mayes, ETSU	27	246	9.1
2004-05	Jennifer Gardner, Western Carolina	32	295	9.2
2005-06	Kitara McMoore, Elon	28	256	9.1
2006-07	Alex Anderson, Chattanooga	33	333	10.1
2007-08	Alex Anderson, Chattanooga	33	288	8.7
2008-09	Mercedes Robinson, Davidson	30	288	9.6
2009-10	Shanara Hollinquest, Chattanooga	33	295	8.9
2010-11	Kelsey Evans, Elon	33	304	9.2
2011-12	Sophia Aleksandravicius, Davidson	31	276	8.9
2012-13	Sophia Aleksandravicius, Davidson	35	347	9.9
2013-14	Brittany Hodges, Furman	30	274	9.1
2014-15	Destiny Mitchell, ETSU	33	299	9.1
2015-16	Jasmine Joyner, Chattanooga	32	293	9.2
2016-17	Jasmine Joyner, Chattanooga	32	336	10.5
2017-18	Ije Ajemba, UNCG	31	386	12.5
2018-19	Amanda Thompson, Mercer	33	349	10.6
2019-20	Tierra Hodges, Furman	31	323	10.4
2020-21	Tierra Hodges, Furman	25	259	10.4
2021-22	Tierra Hodges, Furman	30	360	12.0
2022-23	Khalis Cain, UNCG	30	271	9.0

FIELD-GOAL PERCENTAGE

Year	FGM	FGA	Pct.	
1984-85	Tammy Larkey, ETSU	166	274	60.6



Furman's Melissa Liebschwager led the nation in 3-point field-goal percentage (47.0) in 2008-09 and won ESPN's 21st Annual Women's College Basketball 3-Point Shooting Championship at the Palace at Auburn Hills prior to the Men's Final Four in April 2009.

1985-86	Katie Beck, ETSU	274	485	56.5
1986-87	Katie Beck, ETSU	231	377	61.3
1987-88	Katie Beck, ETSU	206	361	57.1
1988-89	Beth Laney, Appalachian State	185	337	54.9
1989-90	Rushia Brown, Furman	191	336	56.8
1990-91	Natalie Cleckley, Furman	214	365	58.6
1991-92	Rushia Brown, Furman	216	371	58.2
1992-93	DeShawne Blocker, ETSU	190	294	64.6
1993-94	Rushia Brown, Furman	242	394	61.4
1994-95	Kristen Ferrucci, Davidson	139	216	64.4
1995-96	Telly Hall, Georgia Southern	161	286	56.3
1996-97	Carlise Oglesby, Chattanooga	168	341	49.3
1997-98	Sharon Mitchell, Georgia Southern	160	251	63.7
1998-99	Sharon Mitchell, Georgia Southern	158	271	58.3
1999-00	Cathy Franks, Wofford	125	204	61.3
2000-01	Lucy Hines, Wofford	95	164	57.9
2001-02	Misty Copas, ETSU	107	161	66.5
2002-03	Jennifer Gardner, Western Carolina	107	209	51.2
2003-04	Courtney Nyborg, Elon	134	226	59.3
2004-05	Kitara McMoore, Elon	95	178	53.4
2005-06	Alex Anderson, Chattanooga	140	243	57.6
2006-07	Shanara Hollinquest, Chattanooga	75	137	54.7
2007-08	Shanara Hollinquest, Chattanooga	149	256	58.2
2008-09	Shanara Hollinquest, Chattanooga	182	355	51.3
2009-10	J'Lisia Ogburn, Georgia Southern	132	248	53.2
2010-11	Ashlen Dewart, Appalachian State	199	373	53.4
2011-12	Whitney Hood, Chattanooga	156	316	49.4
2012-13	Ashlen Dewart, Chattanooga	210	396	53.0
2013-14	Keke Cooper, Appalachian State	141	238	59.2
2014-15	Brittany Hodges, Furman	171	295	58.0
2015-16	Holli Wilkins, Furman	163	341	47.8
2016-17	Grayson Pinholster, Wofford	107	207	51.7
2017-18	Celena Taborn, Furman	150	245	61.2
2018-19	Celena Taborn, Furman	154	240	64.2
2019-20	Celena Taborn, Furman	104	155	67.1
2020-21	Celena Taborn, Furman	88	144	66.1
2021-22	Sussy Ngulefac, Samford	124	194	63.9
2022-23	Sussy Ngulefac, Samford	140	221	63.3

3-POINT FIELD-GOAL PERCENTAGE

Year	3FGM	3FGA	Pct.	
1987-88	Jane Dalton, Appalachian State	11	23	47.8
1988-89	Marcheta Winton, Chattanooga	87	195	44.6
1989-90	Karen Gruca, Appalachian State	50	117	42.7
1990-91	Karen Gruca, Appalachian State	83	197	42.1
1991-92	Leigh Ann Cook, Western Carolina	45	111	40.5
1992-93	Beth Kilby, Appalachian State	54	136	39.7
1993-94	Nikki Kile, ETSU	54	131	41.2
1994-95	Amy Engle, ETSU	82	192	42.7
1995-96	Melissa Davis, Appalachian State	45	98	45.9
1996-97	Haley Cook, Furman	47	119	39.5
1997-98	Jennifer O'Brien, Davidson	46	101	45.5
1998-99	Terri Brock, Chattanooga	70	158	44.3
1999-00	Meagan Gleason, Davidson	47	105	44.8
2000-01	Tara Charles, Furman	51	118	43.2
2001-02	Miranda Warfield, Chattanooga	56	128	43.8
2002-03	Katasha Brown, Chattanooga	39	92	42.4
2003-04	Miranda Warfield, Chattanooga	45	100	45.0

YEARLY LEADERS

2004-05	Stephanie Ripberger, Wofford	31	74	41.9
2005-06	Eboni Kirby, Appalachian State	28	62	45.2
2006-07	Katie Hamilton, Davidson	32	49	38.9
2007-08	Alex Thompson, Davidson	41	96	42.7
2008-09	Melissa Liebschwager, Furman	70	149	47.0
2009-10	Emily London, Samford	68	147	46.3
2010-11	Emily London, Samford	84	174	48.3
2011-12	Zora Stephenson, Elon	33	78	42.3
2012-13	Teshia Griswold, Furman	46	117	39.3
2013-14	Hannah Early, Davidson	63	151	41.7
2014-15	Taylor Reece, Samford	39	90	43.3
2015-16	Holli Wilkins, Furman	35	78	44.9
2016-17	Chloe Wanink, Wofford	61	155	39.4
2017-18	Lakelyn Bouldin, Chattanooga	62	159	39.0
2018-19	Cassidy Williams, Samford	37	86	43.0
2019-20	Chloe Wanink, Wofford	73	154	47.4
2020-21	Katie Allen, Samford	32	73	43.8
2021-22	Niyah Lutz, Wofford	42	98	42.9
2022-23	Erin Houpt, Mercer	67	160	41.9

FREE-THROW PERCENTAGE

Year		FTM	FTA	Pct.
1984-85	Karen Pelphrey, Marshall	130	160	81.3
1985-86	Kristi Glenn, Furman	69	80	86.3
1986-87	Beth Laney, Appalachian State	132	156	84.6
1987-88	Beth Laney, Appalachian State	86	113	76.1
1988-89	Jenny Leavitt, Marshall	91	110	82.7
1989-90	Lea Ann Parsley, Marshall	96	104	92.3
1990-91	Nicole Hopson, ETSU	136	161	84.5
1991-92	Penny Roberson, Appalachian State	76	93	81.7
1992-93	Lori Lyons, Western Carolina	130	166	78.3
1993-94	Karen Stanley, Furman	93	106	87.7
1994-95	Karen Stanley, Furman	138	163	84.7
1995-96	Amy Engle, ETSU	125	148	84.5
1996-97	Kristina Behnfeldt, Marshall	148	187	79.1
1997-98	Rebecca Viverette, UNCG	100	114	87.7
1998-99	Jamie Brown, Davidson	103	127	81.1
1999-00	Karma Edwards, Appalachian State	62	69	89.9
2000-01	Damita Bullock, Chattanooga	74	91	81.3
2001-02	Janna Maggette, Davidson	67	77	87.0
2002-03	Heather McDivitt, Chattanooga	62	70	88.6
2003-04	Amanda Eaton, UNCG	61	73	83.6
2004-05	Tommi Paris, Furman	132	152	86.8
2005-06	Tommi Paris, Furman	102	110	92.7
2006-07	Carolyn Whitney, Georgia Southern	82	97	84.5
2007-08	Alex Thompson, Davidson	67	77	87.0
2008-09	Emily London, Samford	83	92	90.2
2009-10	Emily London, Samford	101	112	90.2
2010-11	Emily London, Samford	117	125	93.6
2011-12	Kaitlin Murphy, Furman	75	87	86.2
2012-13	Ali Ford, Elon	89	98	90.8
2013-14	Maryah Sydnor, Appalachian State	143	164	87.2
2014-15	Justin Taylor, Western Carolina	136	162	84.0
2015-16	Lucy Mason, UNCG	173	213	81.2
2016-17	Chelsey Shumpert, Chattanooga	74	89	83.1
2017-18	Cierra Carter, Furman	122	139	87.8
2018-19	Le'Jzae Davidson, Furman	124	147	84.4
2019-20	Lakelyn Bouldin, Chattanooga	89	106	84.0
2020-21	Jada Lewis, Mercer	71	82	86.6
2021-22	Reagan Rapert, Wofford	67	77	87.0
2022-23	Erin Houpt, Mercer	92	98	93.9

ASSISTS



Wofford's Mahogany Williams led the SoCon in blocked shots in 2007-08 and 2008-09.

Year		G	No.	Avg.
1984-85	Kim Skala, ETSU	27	234	8.7
1985-86	Kim Skala, ETSU	27	285	10.6
1986-87	Kim Skala, ETSU	25	202	8.1
1987-88	Jane Dalton, Appalachian State	28	169	6.0
1988-89	Nancy Smith, Chattanooga	28	184	6.6
1989-90	Amy Wales, Chattanooga	29	208	7.2
1990-91	Nancy Smith, Chattanooga	28	175	6.3
1991-92	Jan Cameron, Chattanooga	30	142	4.7
1992-93	Jan Cameron, Chattanooga	28	165	5.9
1993-94	Jan Cameron, Chattanooga	28	151	5.4
1994-95	Missy Broy, Western Carolina	27	154	5.7
1995-96	Missy Broy, Western Carolina	27	137	5.1
	Shannon Spencer, Appalachian State	29	149	5.1
1996-97	Missy Broy, Western Carolina	27	114	4.2
1997-98	Jennifer O'Brien, Davidson	27	184	6.8
1998-99	Jennifer O'Brien, Davidson	28	163	5.8
1999-00	Jennifer O'Brien, Davidson	27	142	5.3
2000-01	Christy Blackwell, Western Carolina	28	133	4.8
2001-02	Ki-Ki Glass, Western Carolina	28	117	4.2
2002-03	Tiffany Lanier, Georgia Southern	30	126	4.2
2003-04	Lisa Miller, Elon	29	127	4.4
2004-05	Marketta Talley, College of Charleston	29	142	4.9
2005-06	Kristen Boone, UNCG	26	122	4.7
2006-07	Jade Hughes, College of Charleston	29	119	4.1
2007-08	Alex Thompson, Davidson	30	119	4.0
2008-09	Sam Ramirez, Appalachian State	31	136	4.4
2009-10	Tonia Gerty, College of Charleston	33	170	5.2
2010-11	Rachel Brittenham, Wofford	30	160	5.3
2011-12	Rachel Brittenham, Wofford	31	161	5.2
2012-13	Jill Brown, College of Charleston	32	206	6.4
2013-14	Brigid Morrissey, Furman	31	191	6.2
2014-15	Whitney Bunn, Furman	33	226	6.8
2015-16	Sydni Means, Mercer	33	189	5.7
2016-17	Sydni Means, Mercer	32	216	6.8
2017-18	Sydni Means, Mercer	33	264	8.0
2018-19	Da'Ja Green, Wofford	31	162	5.2
2019-20	Charity Brown, Samford	32	182	5.7
2020-21	Tate Walters, Furman	21	90	4.3
	Raven Omar, Samford	25	107	4.3
2021-22	Tate Walters, Furman	29	120	4.1
2022-23	Akira Wiggins, UNCG	30	139	4.6

BLOCKED SHOTS

Year		No.	Avg.
1987-88	Sharon Deal, Marshall	71	2.6
1988-89	Sharon Deal, Marshall	117	4.2
1989-90	Shannon Thomas, Appalachian State	49	1.7
1990-91	Latoya Armstrong, Furman	33	1.2
1991-92	Regina Brown, Western Carolina	64	2.3
1992-93	Rushia Brown, Furman	34	1.2
1993-94	Rushia Brown, Furman	46	1.7
1994-95	Keri Simmons, Marshall	29	1.1
1995-96	Elizabeth Noethling, Furman	42	1.6
1996-97	Jennie Vanlerberghe, Davidson	39	1.6
1997-98	Lucy Hines, Wofford	46	1.6
1998-99	Lucy Hines, Wofford	46	1.6
1999-00	Wilma Simpson, College of Charleston	30	1.1
	Lucy Hines, Wofford	31	1.1
2000-01	Meghan Bryant, Davidson	46	1.6
2001-02	Phoebe Clark, Wofford	29	2.0
2002-03	Lauren Trantham, ETSU	28	1.6
2003-04	Courtney Nyborg, Elon	71	2.5
2004-05	Jenny Weurding, Wofford	50	2.1
2005-06	Jenny Weurding, Wofford	60	2.1
2006-07	Jennifer Weurding, Wofford	81	2.9
2007-08	Mahogany Williams, Wofford	65	2.1
2008-09	Mahogany Williams, Wofford	62	2.1
2009-10	Anna Freeman, Appalachian State	92	2.6
2010-11	Sophia Aleksandravicius, Davidson	95	3.1
2011-12	Sophia Aleksandravicius, Davidson	91	2.9
2012-13	Sophia Aleksandravicius, Davidson	102	2.9
2013-14	Jasmine Joyner, Chattanooga	56	2.2
2014-15	Jasmine Joyner, Chattanooga	132	4.0
2015-16	Jasmine Joyner, Chattanooga	126	3.9
2016-17	Jasmine Joyner, Chattanooga	122	3.8
2017-18	Arianne Whitaker, Chattanooga	45	1.5
	Sherae Bonner, Western Carolina	39	1.5
2018-19	Arianne Whitaker, Chattanooga	64	2.3
2019-20	Shannon Titus, Mercer	60	1.9
2020-21	Natalie Armstrong, Samford	43	2.0
2021-22	Shannon Titus, Mercer	41	1.4
2022-23	Khalis Cain, UNCG	47	1.6

STEALS

Year		No.	Avg.
1987-88	Valorie Whiteside, Appalachian State	93	3.3
	Nancy Smith, Chattanooga	93	3.3
1988-89	Nancy Smith, Chattanooga	112	4.0
1989-90	Jenelle Stephenson, Marshall	73	2.8
1990-91	Nicole Hopson, ETSU	90	3.2
1991-92	Rushia Brown, Furman	83	3.2

YEARLY LEADERS

1992-93	Tracy Krueger, Marshall	122	4.4
1993-94	Shannon Spencer, Appalachian State	85	3.0
1994-95	Shannon Spencer, Appalachian State	106	3.8
1995-96	Shannon Spencer, Appalachian State	97	3.3
1996-97	Jennifer O'Brien, Davidson	66	2.5
1997-98	Jennifer O'Brien, Davidson	86	3.2
1998-99	Jennifer O'Brien, Davidson	99	3.5
1999-00	Jennifer O'Brien, Davidson	117	4.3
2000-01	Janna Magette, Davidson	99	3.5
2001-02	Danna Simpson, Georgia Southern	63	2.3
2002-03	Tiffany Lanier, Georgia Southern	101	3.4
2003-04	Kiya Verdell, ETSU	64	2.6
2004-05	Kristen Boone, UNCG	121	4.3
2005-06	Kristen Boone, UNCG	101	3.9
2006-07	Whitney Tossie, Appalachian State	113	3.7
2007-08	Liz Miller, Wofford	97	3.1
2008-09	Liz Miller, Wofford	62	2.4
2009-10	Kelly Dwyer, Wofford	76	2.6
2010-11	Anna Freeman, Appalachian State	100	3.1
2011-12	Anna Freeman, Appalachian State	122	3.6
2012-13	Anna Freeman, Appalachian State	90	2.9
2013-14	Jordan Frazier, Wofford	84	3.0
2014-15	Jordan Frazier, Wofford	74	2.8
2015-16	Jordan Frazier, Wofford	69	2.5
2016-17	Sydni Means, Mercer	80	3.2
2017-18	Erica Haynes-Overton, ETSU	108	3.6
2018-19	Erica-Haynes Overton, ETSU	97	3.1
2019-20	Shannon Titus, Mercer	83	2.7
2020-21	Andrea Cournoyer, Samford	65	3.0
2021-22	Andrea Cournoyer, Samford	81	2.7
2022-23	Andrea Bailey (Cournoyer), Samford	80	2.9

TEAM

SCORING OFFENSE

Year	Points	Avg.	
1984-85	Marshall	2,392	82.5
1985-86	Marshall	2,158	77.1
1986-87	Appalachian State	2,543	82.0
1987-88	Appalachian State	2,343	83.7
1988-89	Appalachian State	2,137	79.1
1989-90	Furman	2,440	84.1
1990-91	Furman	2,318	82.8
1991-92	Furman	2,030	78.1
1992-93	Furman	2,170	77.5
1993-94	Appalachian State	2,220	79.3
1994-95	ETSU	2,432	81.1
1995-96	Appalachian State	2,417	80.6
1996-97	Marshall	2,293	76.4
1997-98	Georgia Southern	2,236	77.1
1998-99	Davidson	2,139	76.4
1999-00	Chattanooga	2,284	73.7
2000-01	Chattanooga	2,331	75.2
2001-02	Chattanooga	2,344	75.6
2002-03	Chattanooga	2,262	73.0
2003-04	Chattanooga	2,330	72.8
2004-05	Western Carolina	2,221	69.4
2005-06	Chattanooga	2,328	75.1
2006-07	Chattanooga	2,379	72.1
2007-08	Western Carolina	2,518	74.1
2008-09	Chattanooga	2,226	69.6
2009-10	Chattanooga	2,216	67.2
2010-11	Appalachian State	2,338	73.1
2011-12	Appalachian State	2,266	66.6
2012-13	Appalachian State	2,131	68.7
2013-14	Chattanooga	2,302	69.8
2014-15	Furman	2,249	68.2
2015-16	UNCG	1,965	65.5
2016-17	Mercer	2,106	65.8
2017-18	Mercer	2,332	70.7
2018-19	Wofford	2,258	72.8
2019-20	Wofford	2,041	68.0
2020-21	Mercer	1,777	68.3
2021-22	Wofford	1,995	66.5
2022-23	Wofford	2,230	69.7

SCORING DEFENSE

Year	Points	Avg.	
1984-85	ETSU	1,797	66.6
1985-86	Appalachian State	1,993	68.7
1986-87	Marshall	1,802	62.1
1987-88	Marshall	1,801	64.3
1988-89	Marshall	1,779	63.5
1989-90	Appalachian State	2,060	71.0
1990-91	Marshall	1,659	59.3
1991-92	Marshall	1,831	65.4
1992-93	Georgia Southern	2,019	67.3
1993-94	Appalachian State	1,932	69.0
1994-95	Appalachian State	1,896	67.7
1995-96	Davidson	1,772	68.2
1996-97	Chattanooga	1,819	67.4



Three-time SoCon Player of the Year Kahlia Lawrence led Mercer to back-to-back regular-season co-championship runs and then helped the Bears clinch their first-ever outright regular-season title in 2018.

1997-98	UNCG	2,043	68.1
1998-99	UNCG	1,846	65.9
1999-00	Chattanooga	1,904	61.4
2000-01	UNCG	1,791	59.7
2001-02	UNCG	1,890	61.0
2002-03	Chattanooga	1,874	60.5
2003-04	Chattanooga	1,853	57.9
2004-05	Chattanooga	1,639	54.6
2005-06	Elon	1,580	56.4
2006-07	College of Charleston	1,795	59.8
2007-08	Chattanooga	1,866	56.5
2008-09	Samford	1,542	53.2
2009-10	Georgia Southern	1,752	56.5
2010-11	Samford	1,864	56.5
2011-12	Davidson	1,733	55.9
2012-13	Samford	1,685	54.4
2013-14	Chattanooga	1,856	56.2
2014-15	Chattanooga	1,665	50.5
2015-16	Samford	1,555	50.2
2016-17	Mercer	1,814	56.7
2017-18	Mercer	1,811	54.9
2018-19	UNCG	1,826	60.9
2019-20	UNCG	1,771	55.3
2020-21	UNCG	1,369	57.0
2021-22	Mercer	1,624	56.0
2022-23	Chattanooga	1,809	54.8

FIELD-GOAL PERCENTAGE

Year	FGM	FGA	Pct.	
1984-85	ETSU	797	1,645	48.4
1985-86	Appalachian State	890	1,728	51.5
1986-87	Appalachian State	1001	1,792	50.8
1987-88	Appalachian State	953	1,891	50.4
1988-89	Appalachian State	815	2,670	48.8
1989-90	Furman	972	2,086	46.6
1990-91	Furman	882	1,937	45.5
1991-92	Appalachian State	781	1,701	45.9
1992-93	Appalachian State	791	1,671	47.3
1993-94	ETSU	723	1,542	49.6
1994-95	ETSU	859	1,844	46.6
1995-96	Davidson	693	1,693	44.4
1996-97	Marshall	763	1,740	43.9
1997-98	Davidson	743	1,558	47.7
1998-99	Davidson	750	1,602	46.8
1999-00	Chattanooga	797	1,736	45.9
2000-01	Western Carolina	717	1,596	44.9
2001-02	Chattanooga	859	1,959	43.8
2002-03	Western Carolina	681	1,579	43.1
2003-04	Chattanooga	820	1,869	43.9
2004-05	Chattanooga	742	1,805	41.1
2005-06	Chattanooga	854	1,853	46.1
2006-07	Chattanooga	842	1,921	43.8
2007-08	Chattanooga	841	1,917	43.9
2008-09	Chattanooga	769	1,804	42.6
2009-10	Appalachian State	900	2,084	43.2
2010-11	Appalachian State	917	2,026	45.3
2011-12	Samford	705	1,686	41.8
2012-13	Appalachian State	793	1,861	42.6

YEARLY LEADERS

2013-14	Chattanooga	866	1,939	44.7
2014-15	ETSU	841	1,887	44.6
2015-16	Chattanooga	707	1,666	42.4
2016-17	Chattanooga	736	1,702	43.2
2017-18	Mercer	918	2,102	43.7
2018-19	Mercer	896	2,066	43.4
2019-20	UNCG	752	1,753	42.9
	Furman	715	1,802	42.9
2020-21	Samford	637	1,462	43.6
2021-22	Mercer	734	1,730	42.4
2022-23	Samford	732	1,676	43.7

3-POINT FIELD-GOAL PERCENTAGE

Year		3FGM	3FGA	Pct.
1987-88	Appalachian State	16	40	40.0
1988-89	Chattanooga	151	370	40.8
1989-90	Appalachian State	55	145	37.9
1990-91	Appalachian State	136	332	41.0
1991-92	ETSU	92	273	33.7
1992-93	Appalachian State	116	319	36.4
1993-94	ETSU	106	275	38.5
1994-95	ETSU	146	401	36.4
1995-96	Appalachian State	150	423	35.5
1996-97	ETSU	112	295	38.0
1997-98	Davidson	109	302	36.1
1998-99	Chattanooga	188	520	36.2
1999-00	Davidson	141	353	39.9
2000-01	Furman	98	297	33.0
2001-02	Chattanooga	175	479	36.5
2002-03	Chattanooga	203	564	36.0
2003-04	Chattanooga	183	506	36.2
2004-05	ETSU	136	404	33.7
2005-06	Furman	164	430	38.1
2006-07	Chattanooga	257	746	34.5
2007-08	Furman	169	460	36.7
2008-09	Furman	195	517	37.7
2009-10	Davidson	167	460	36.3
2010-11	Samford	270	681	39.6
2011-12	Samford	234	661	35.4
2012-13	Samford	217	632	34.3
2013-14	Elon	127	346	36.7
2014-15	Furman	209	567	36.9
2015-16	Furman	222	670	33.1
2016-17	Wofford	168	498	38.7
2017-18	Chattanooga	184	519	38.4
2018-19	Wofford	180	514	35.0
2019-20	Wofford	218	623	35.0
2020-21	Samford	169	493	34.3
2021-22	Mercer	115	314	36.6
2022-23	Mercer	133	349	38.1

FREE-THROW PERCENTAGE

Year		FTM	FTA	Pct.
1984-85	Western Carolina	372	529	70.3
1985-86	Furman	360	525	68.6
1986-87	Marshall	340	474	71.7
1987-88	ETSU	347	491	69.7
1988-89	Marshall	373	524	71.2



Anna Freeman helped her Appalachian State squad lead the SoCon in rebounding margin in her first three seasons, from 2009-12.

1989-90	ETSU	449	651	69.0
1990-91	Appalachian State	609	852	71.5
1991-92	Appalachian State	416	597	69.7
1992-93	Appalachian State	385	562	68.5
1993-94	Furman	391	571	68.5
1994-95	ETSU	568	797	71.3
1995-96	Marshall	555	777	71.4
1996-97	Marshall	580	803	72.2
1997-98	UNCG	460	669	68.8
1998-99	Georgia Southern	471	667	70.6
1999-00	UNCG	410	570	71.9
2000-01	Georgia Southern	491	659	74.5
2001-02	Davidson	348	473	73.6
2002-03	Chattanooga	441	611	72.2
2003-04	Appalachian State	396	552	71.7
2004-05	Furman	526	702	74.9
2005-06	Furman	428	567	75.5
2006-07	Davidson	438	589	74.4
2007-08	Furman	415	541	76.7
2008-09	Furman	381	514	74.1
2009-10	Samford	425	560	75.9
2010-11	Samford	386	498	77.5
2011-12	Chattanooga	374	503	74.4
2012-13	Appalachian State	426	551	77.3
2013-14	Georgia Southern	397	544	73.0
2014-15	Western Carolina	446	607	73.5
2015-16	Furman	316	432	73.1
2016-17	Chattanooga	358	473	75.7
2017-18	Mercer	337	441	76.4
2018-19	Furman	472	636	74.2
2019-20	UNCG	387	502	77.1
2020-21	Samford	263	361	72.9
2021-22	Furman	395	527	75.0
2022-23	Mercer	296	373	79.4

REBOUNDING MARGIN

Year	Team	Opp.	Margin	
1984-85	Appalachian State	42.4	37.0	+5.4
1985-86	ETSU	37.0	34.4	+2.6
1986-87	Appalachian State	39.0	34.8	+4.2
1987-88	ETSU	43.4	39.1	+4.3
1988-89	Marshall	41.9	39.2	+2.7
1989-90	Furman	46.1	41.2	+4.9
1990-91	Furman	48.3	38.4	+9.8
1991-92	Marshall	38.1	35.8	+2.3
1992-93	ETSU	41.8	37.9	+3.9
1993-94	ETSU	49.6	36.7	+12.7
1994-95	ETSU	40.8	36.7	+4.1
1995-96	Appalachian State	43.1	39.1	+4.0
1996-97	Davidson	38.4	41.1	+3.7
1997-98	Appalachian State	39.1	35.5	+3.6
1998-99	Appalachian State	40.3	34.6	+5.7
1999-00	Furman	40.7	34.7	+6.0
2000-01	Chattanooga	42.0	35.1	+6.9
2001-02	UNCG	41.1	35.0	+6.0
2002-03	Georgia Southern	47.8	40.0	+7.8
2003-04	Georgia Southern	44.8	36.5	+8.3
2004-05	Chattanooga	43.0	34.1	+8.9
2005-06	Georgia Southern	43.4	38.7	+4.7
2006-07	Western Carolina	43.8	38.4	+5.3
2007-08	Western Carolina	44.7	39.7	+5.0
2008-09	Western Carolina	43.1	36.8	+6.3
2009-10	Appalachian State	43.0	35.7	+7.3
2010-11	Appalachian State	41.3	35.7	+5.6
2011-12	Appalachian State	41.6	35.2	+6.3
2012-13	Chattanooga	39.8	35.6	+4.2
2013-14	Appalachian State	40.5	35.0	+5.5
2014-15	Furman	40.4	36.6	+3.8
2015-16	Chattanooga	34.9	33.6	+1.3
	ETSU	38.4	37.1	+1.3
2016-17	UNCG	40.5	35.3	+5.1
2017-18	Furman	38.7	34.0	+4.7
2018-19	Furman	38.8	35.4	+3.5
2019-20	Furman	37.8	33.0	+4.8
2020-21	Wofford	40.9	37.0	+3.8
2021-22	Furman	41.2	34.1	+7.1
2022-23	Furman	42.0	34.0	+8.1

YEARLY AWARDS

Player of the Year

1985-86 – Karen Pelphrey, Marshall
1986-87 – Katie Beck, ETSU
1987-88 – Regina Kirk, Chattanooga
1988-89 – Beth Laney, Appalachian State
1989-90 – Glenda Cunningham, Appalachian State
1990-91 – Natalie Cleckley, Furman
1991-92 – Rushia Brown, Furman
1992-93 – DeShawne Blocker, ETSU
1993-94 – Angela Crosby, Appalachian State
1994-95 – DeShawne Blocker, ETSU
1995-96 – Amy Engle, ETSU
1996-97 – Carolyn Kirsch, Davidson
1997-98 – Jackie Smith, Furman
1998-99 – Jackie Smith, Furman
1999-00 – Damita Bullock, Chattanooga
2000-01 – Damita Bullock, Chattanooga
2001-02 – Jenny Nett, Wofford
2002-03 – Deshara Shealey, Furman
2003-04 – Katasha Brown, Chattanooga
2004-05 – Tiffani Mayes, ETSU
2005-06 – Coaches & Media: Katasha Brown, Chattanooga
2006-07 – Coaches & Media: Alex Anderson, Chattanooga
2007-08 – Coaches & Media: Alex Anderson, Chattanooga
2008-09 – Coaches & Media: Shanara Hollinquest, Chattanooga
2009-10 – Coaches & Media: Shanara Hollinquest, Chattanooga
2010-11 – Coaches: Sam Ramirez, Appalachian State
Media: Emily London, Samford
2011-12 – Coaches: Sophia Aleksandravicius, Davidson
Media: Anna Freeman, Appalachian State
2012-13 – Coaches & Media: Sophia Aleksandravicius, Davidson
2013-14 – Coaches & Media: Taylor Hall, Chattanooga
2014-15 – Coaches & Media: Precious Bridges, Mercer
2015-16 – Coaches & Media: Kahlia Lawrence, Mercer
2016-17 – Coaches & Media: Kahlia Lawrence, Mercer
2017-18 – Coaches & Media: Kahlia Lawrence, Mercer
2018-19 – Coaches: Amanda Thompson, Mercer
Media: KeKe Calloway, Mercer
2019-20 – Coaches & Media: Nadine Soliman, UNCG
2020-21 – Coaches & Media: Andrea Cournoyer, Samford
2021-22 – Coaches & Media: Tierra Hodges, Furman
2022-23 – Coaches: Rachael Rose, Wofford
Media: Andrea Bailey (Cournoyer), Samford

Defensive Player of the Year

2007-08 – Chevon Keith, Western Carolina
2008-09 – Monique Floyd, UNCG
2009-10 – Tonia Gerty, College of Charleston
2010-11 – Anna Freeman, Appalachian State
2011-12 – Sophia Aleksandravicius, Davidson
2012-13 – Sophia Aleksandravicius, Davidson
2013-14 – Taylor Hall, Chattanooga
2014-15 – Alicia Payne, Chattanooga
2015-16 – Alicia Payne, Chattanooga
2016-17 – Jasmine Joyner, Chattanooga
2017-18 – Erica Haynes-Overton, ETSU
2018-19 – Erica Haynes-Overton, ETSU
2019-20 – Shannon Titus, Mercer
2020-21 – Shannon Titus, Mercer
2021-22 – Shannon Titus, Mercer
2022-23 – Summah Evans, Mercer

Freshman of the Year

1985-86 – Teresa Bowlin, Furman
1986-87 – Susan Lance, Chattanooga
1987-88 – Natalie Cleckley, Furman
1995-96 – Kristina Behnfeldt, Marshall
1996-97 – Carlise Oglesby, Chattanooga
1988-89 – Janice Rhynehardt, Furman
1989-90 – Rushia Brown, Furman
1990-91 – Penny Roberson, Appalachian State
1991-92 – DeShawne Blocker, ETSU
1992-93 – Shannon Spencer, Appalachian State

1993-94 – Pam Owens, Western Carolina
1994-95 – Natal Rosko, Marshall
1995-96 – Kristina Behnfeldt, Marshall
1996-97 – Carlise Oglesby, Chattanooga
1997-98 – April Fleck, Western Carolina
1998-99 – Heather Dykes, Chattanooga
1999-00 – Wilma Simpson, College of Charleston
2000-01 – Tiffany Hamm, Western Carolina
2001-02 – Monica Pope, Furman
2002-03 – Kiki Conyers, Appalachian State
2003-04 – Katie Hamilton, Davidson
2004-05 – Kristen Boone, UNCG
2005-06 – Coaches & Media: Lauren Powell, Western Carolina
2006-07 – Coaches & Media: Carolyn Whitney, Georgia Southern
2007-08 – Coaches & Media: Mahogany Williams, Wofford
2008-09 – Coaches & Media: Tiara Gause, Elon
2009-10 – Coaches & Media: Ali Ford, Elon
2010-11 – Coaches & Media: Laura Murray, Davidson
2011-12 – Coaches: Brittany Hodges, Furman
Media: Maryah Sydnor, Appalachian State
2012-13 – Coaches: Holli Wilkins, Furman
Media: Lucy Mason, UNCG
2013-14 – Coaches: Jennifer Rhodes, Elon
Media: Hannah Nichols, Samford
2014-15 – Coaches & Media: Kahlia Lawrence, Mercer
2015-16 – Coaches & Media: Linnea Rosendal, Mercer
2016-17 – Coaches & Media: Nadine Soliman, UNCG
2017-18 – Coaches & Media: Erica Haynes-Overton, ETSU
2018-19 – Coaches: Eboni Williams, Chattanooga
Media: Jewel Smalls, Western Carolina
2019-20 – Lilly Hatton, Wofford
2020-21 – Sydney James, Furman
2021-22 – Coaches: Erin Houpt, Mercer
Media: Erin Houpt, Mercer/Sussy Ngulefac, Samford
2022-23 – Raven Thompson, Chattanooga

Coach of the Year

1983-84 – Sharon Fanning, Chattanooga
1984-85 – Sharon Fanning, Chattanooga
Linda Robinson, Appalachian State
1985-86 – Judy Southard, Marshall
1986-87 – Judy Southard, Marshall
1987-88 – Craig Parrott, Chattanooga
1988-89 – Linda Robinson, Appalachian State
1989-90 – Sherry Carter, Furman
1990-91 – Judy Southard, Marshall
1991-92 – Sherry Carter, Furman
1992-93 – Debbie Richardson, ETSU
1993-94 – Linda Robinson, Appalachian State
1994-95 – Karen Kemp, ETSU
1995-96 – Linda Robinson, Appalachian State
1996-97 – Sherry Carter, Furman
1997-98 – Rusty Cram, Georgia Southern
1998-99 – Lynne Agee, UNCG
1999-00 – Wes Moore, Chattanooga
2000-01 – Rusty Cram, Georgia Southern
2001-02 – Lynne Agee, UNCG
2002-03 – Beth Dunkenberger, Western Carolina
2003-04 – Wes Moore, Chattanooga
2004-05 – Wes Moore, Chattanooga
2005-06 – Coaches & Media: Wes Moore, Chattanooga
2006-07 – Coaches & Media: Kellie Harper, Western Carolina
2007-08 – Coaches & Media: Wes Moore, Chattanooga
2008-09 – Coaches & Media: Mike Morris, Samford
2009-10 – Coaches & Media: Darcie Vincent, Appalachian State
2010-11 – Coaches & Media: Darcie Vincent, Appalachian State
2011-12 – Coaches & Media: Michele Savage, Davidson
2012-13 – Coaches & Media: Wes Moore, Chattanooga
2013-14 – Coaches & Media: Jackie Carson, Furman
2014-15 – Coaches & Media: Jim Foster, Chattanooga

2015-16 – Coaches & Media: Susie Gardner, Mercer
2016-17 – Coaches & Media: Trina Patterson, UNCG
2017-18 – Coaches & Media: Susie Gardner, Mercer
2018-19 – Coaches & Media: Susie Gardner, Mercer
2019-20 – Coaches: Trina Patterson, UNCG
Media: Carley Kuhns, Samford
2020-21 – Coaches & Media: Carley Kuhns, Samford
2021-22 – Coaches & Media: Susie Gardner, Mercer
2022-23 – Brenda Mock Brown, ETSU

Ann Lashley Inspiration Award

2007-08 – Kitara McMoore, Elon
2008-09 – Jade Hughes, College of Charleston
2009-10 – Megan Wilderrotter, Samford
2010-11 – Bailey Dewart, Chattanooga
2011-12 – Lashana Booker, Furman
2012-13 – Mariah Masalin, Wofford
2013-14 – Shelby Campbell, Samford
2014-15 – Kayla Freeman, Chattanooga
2015-16 – India Timpton, UNCG
2016-17 – Allison Beasley, Furman
2017-18 – Mallore Schurr, ETSU
2018-19 – Amanda Thompson, Mercer
2019-20 – Lakelyn Bouldin, Chattanooga
2020-21 – Jamari McDavid, Wofford
2021-22 – Aja Boyd, UNCG
2022-23 – Kyla Allison, Western Carolina

Tournament Most Valuable Player

1984 – Tina Chairs, Chattanooga
1985 – Chris McClure, Chattanooga
1986 – Regina Kirk, Chattanooga
1987 – Valorie Whiteside, Appalachian State
1988 – Valorie Whiteside, Appalachian State
1989 – Janice Rhynehardt, Furman
Nancy Smith, Chattanooga
1990 – Shannon Thomas, Appalachian State
1991 – Nicole Hopson, ETSU
1992 – Kim Brown, Chattanooga
1993 – Janice Johnson, Georgia Southern
1994 – Rushia Brown, Furman
1995 – DeShawne Blocker, ETSU
1996 – Stephanie Wine, Marshall
1997 – Keri Simmons, Marshall
1998 – Telly Hall, Georgia Southern
1999 – Beth Schoolfield, Appalachian State
2000 – Brianne Dodgen, UNCG
2001 – ChoRhonda Gwaltney, UNCG
2002 – Miranda Warfield, Chattanooga
2003 – Miranda Warfield, Chattanooga
2004 – Katasha Brown, Chattanooga
2005 – Jennifer Gardner, Western Carolina
2006 – Tiffani Roberson, Chattanooga
2007 – Alex Anderson, Chattanooga
2008 – Alex Anderson, Chattanooga
2009 – Brooke Johnson, Western Carolina
2010 – Shanara Hollinquest, Chattanooga
2011 – Savannah Hill, Samford
2012 – Shelby Campbell, Samford
2013 – Ashlen Dewart, Chattanooga
2014 – Taylor Hall, Chattanooga
2015 – Jasmine Joyner, Chattanooga
2016 – Alicia Payne, Chattanooga
2017 – Jasmine Joyner, Chattanooga
2018 – Kahlia Lawrence, Mercer
2019 – KeKe Calloway, Mercer
2020 – Natalie Armstrong, Samford
2021 – Amoria Neal-Tysor, Mercer
2022 – Amoria Neal-Tysor, Mercer
2023 – Raven Thompson, Chattanooga

ALL-CONFERENCE TEAMS

1983-84

Regina Blair, ETSU
Tina Chairs, Chattanooga
Kim Horsey, Chattanooga
Punkie Mills, ETSU
Karen Pelphrey, Marshall

1984-85

Regina Kirk, Chattanooga
Karla May, Marshall
Karen Pelphrey, Marshall
Karen Robinson, Appalachian State
Valorie Whiteside, Appalachian State

1985-86

First Team

Katie Beck, ETSU
Kim Bush, Chattanooga
Regina Kirk, Chattanooga
Karen Pelphrey, Marshall
Valorie Whiteside, Appalachian State

Second Team

Teresa Bowlin, Furman
Lucy Dunn, Furman
Emily Holliday, Western Carolina
Karla May, Marshall
Tammy Wiggins, Marshall

1986-87

First Team

Katie Beck, ETSU
Regina Kirk, Chattanooga
Kim Lewis, Marshall
Karen Robinson, Appalachian State
Tammy Simms, Marshall
Valorie Whiteside, Appalachian State
Tammy Wiggins, Marshall

Second Team

Jane Dalton, Appalachian State
Lucy Dunn, Furman
Kristi Glenn, Furman
Beth Laney, Appalachian State
Jeanne Marvel, Western Carolina
Kim Skala, ETSU

1987-88

First Team

Katie Beck, ETSU
Jane Dalton, Appalachian State
Regina Kirk, Chattanooga
Kim Lewis, Marshall
Jeanne Marvel, Western Carolina
Valorie Whiteside, Appalachian State

Second Team

Kendra Bell, Chattanooga
Lucy Dunn, Furman
Kim Johnson, Appalachian State
Beth Laney, Appalachian State
Jenelle Stephenson, Marshall
Lori Whitaker, Furman

1988-89

First Team

Nancy Glass, Furman
Kim Johnson, Appalachian State
Beth Laney, Appalachian State
Jenny Leavitt, Marshall
Janet Stallings, Chattanooga

Second Team

Nicole Hopson, ETSU
Missy Marvin, ETSU
Lea Ann Parsley, Marshall
Debbie Swicegood, Appalachian State
Marcheta Winton, Chattanooga

1989-90

First Team

Rushia Brown, Furman
Julie Copeland, Chattanooga
Glenda Cunningham, Appalachian State
Nicole Hopson, ETSU
Sheila Johnson, Marshall

Second Team

Kim Brown, Chattanooga
Natalie Cleckley, Furman
Nancy Glass, Furman
Janice Rhynehardt, Furman

Shannon Thomas, Appalachian State
Laura Vannoy, Western Carolina

1990-91

First Team

Kim Brown, Chattanooga
Natalie Cleckley, Furman
Nicole Hopson, ETSU
Sheila Johnson, Marshall
Shannon Thomas, Appalachian State

Second Team

Julie Copeland, Chattanooga
Wendy Gatlin, Marshall
Mae Louallen, ETSU
Janice Rhynehardt, Furman
Nancy Smith, Chattanooga

1991-92

First Team

DeShawne Blocker, ETSU
Kim Brown, Chattanooga
Rushia Brown, Furman
Tracy Krueger, Marshall
Janice Rhynehardt, Furman

Second Team

Shelly Carroll, Chattanooga
Kristi Huff, Marshall
Regina Ikard, Appalachian State
Lori Lyons, Western Carolina
Penny Roberson, Appalachian State

1992-93

First Team

DeShawne Blocker, ETSU
Kim Brown, Chattanooga
Rushia Brown, Furman
Angela Crosby, Appalachian State
Lori Lyons, Western Carolina

Second Team

Latoya Armstrong, Furman
Jan Cameron, Chattanooga
Tammy Dowdell, Chattanooga
Tracy Krueger, Marshall
Monique McClelland, Georgia Southern

1993-94

First Team

Angela Crosby, Appalachian State
DeShawne Blocker, ETSU
Rushia Brown, Furman
Tammy Dowdell, Chattanooga
Karen Stanley, Furman

Second Team

Janice Johnson, Georgia Southern
Andrea Autrey, Georgia Southern
Tamira Higgins, Marshall
Jan Cameron, Chattanooga
Penny Roberson, Appalachian State

1994-95

First Team

DeShawne Blocker, ETSU
Andrea Autrey, Georgia Southern
Karen Stanley, Furman
Amy Engle, ETSU
Kristi Creamer, Furman

Second Team

Tamira Higgins, Marshall
Janice Johnson, Georgia Southern
Andrea Hinton, Appalachian State
Karolina Karlqvist, Appalachian State
Tara Anderson, Georgia Southern

1995-96

First Team

Amy Engle, ETSU
Andrea Hinton, Appalachian State
Kristina Behnfeldt, Marshall
Shannon Spencer, Appalachian State
Telly Hall, Georgia Southern

Second Team

Melissa Davis, Appalachian State
Carolyn Kirsch, Davidson
Karen Mason, Western Carolina
Stacey Brown, Chattanooga
Stephanie Wine, Marshall

1996-97

First Team

Kristina Behnfeldt, Marshall
Carolyn Kirsch, Davidson
Tonya Bristow, Furman
Merideth Thompson, Appalachian State
Telly Hall, Georgia Southern

Second Team

Carlise Oglesby, Chattanooga
Karen Mason, Western Carolina
Natasha Jackson, Furman
Cindy McCauley, Marshall
LaSha Jackson, Western Carolina

1997-98

First Team

Jackie Smith, Furman
Jennifer O'Brien, Davidson
Sharon Mitchell, Georgia Southern
Rebecca Viverette, UNCG
Biz Brediger, UNCG

Second Team

Telly Hall, Georgia Southern
Beth Schoolfield, Appalachian State
Jessica Montrella, Davidson
Angie Fickes, ETSU
Kerry Brown, Davidson
Jenny Nett, Wofford

1998-99

First Team

Jackie Smith, Furman
Sharon Mitchell, Georgia Southern
Melinda Goodson, UNCG
Jamie Brown, Davidson
Beth Schoolfield, Appalachian State

Second Team

Jennifer O'Brien, Davidson
ChoRhonda Gwaltney, UNCG
Angie Fickes, ETSU
Jenny Nett, Wofford
Missy Peterson, College of Charleston

1999-00

Natasha Lettsome, Appalachian State
Damita Bullock, Chattanooga
Jennifer O'Brien, Davidson
Angie Fickes, ETSU
Erica Babb, ETSU
Jackie Smith, Furman
Tondra Warren, Georgia Southern
ChoRhonda Gwaltney, UNCG
Laura Echols, Western Carolina
Willow Russell, Western Carolina

2000-01 (Coaches)

Natasha Lettsome, Appalachian State
Wilma Simpson, College of Charleston
Jennifer Wilson, Chattanooga
Damita Bullock, Chattanooga
Tara Charles, Furman
Sharon Mitchell, Georgia Southern
ChoRhonda Gwaltney, UNCG
Brianna Dodgen, UNCG
Laura Echols, Western Carolina
Jenny Nett, Wofford

2000-01 (Media)

First Team

Natasha Lettsome, Appalachian State
Damita Bullock, Chattanooga
ChoRhonda Gwaltney, UNCG
Laura Echols, Western Carolina
Jenny Nett, Wofford

Second Team

Wilma Simpson, College of Charleston
Tara Charles, Furman
Sharon Mitchell, Georgia Southern
Danna Simpson, Georgia Southern
Brianna Dodgen, UNCG

2001-02 (Coaches)

Damita Bullock, Chattanooga
Miranda Warfield, Chattanooga
Jacinda Lambert, UNCG
Laura Echols, Western Carolina
Jenny Nett, Wofford

Janna Magette, Davidson
Orion Wake, Furman
Alie Rousseau, Georgia Southern
Danna Simpson, Georgia Southern
Samika Foster, UNCG

2001-02 (Media)

First Team

Damita Bullock, Chattanooga
Miranda Warfield, Chattanooga
Jacinda Lambert, UNCG
Laura Echols, Western Carolina
Jenny Nett, Wofford

Second Team

Janna Magette, Davidson
Orion Wake, Furman
Alie Rousseau, Georgia Southern
Danna Simpson, Georgia Southern
Samika Foster, UNCG

2002-03 (Coaches)

Tiffany Johnson, Appalachian State
Wilma Simpson, College of Charleston
Jennifer Wilson, Chattanooga
Miranda Warfield, Chattanooga
Emily Callahan, Davidson
Deshara Shealey, Furman
Shawnica Hill, Georgia Southern
Jessica Everett, Georgia Southern
Tiffany Hamm, Western Carolina
Jennifer Gardner, Western Carolina

2002-03 (Media)

First Team

Tiffany Johnson, Appalachian State
Wilma Simpson, College of Charleston
Deshara Shealey, Furman
Shawnica Hill, Georgia Southern
Tiffany Hamm, Western Carolina

Second Team

Heather McDivitt, Chattanooga
Jennifer Wilson, Chattanooga
Miranda Warfield, Chattanooga
Emily Callahan, Davidson
Jennifer Gardner, Western Carolina

2003-04 (Coaches)

Katasha Brown, Chattanooga
Tiffani Roberson, Chattanooga
Miranda Warfield, Chattanooga
Tiffany Mayes, ETSU
Kiya Verdell, ETSU
Holly Andrews, Elon
Courtney Nyborg, Elon
Deshara Shealey, Furman
Jacinda Lambert, UNCG
Tiffany Hamm, Western Carolina

2003-04 (Media)

First Team

Katasha Brown, Chattanooga
Katie Galloway, Chattanooga
Tiffani Mayes, ETSU
Deshara Shealey, Furman
Tiffany Hamm, Western Carolina

Second Team

Tiffani Roberson, Chattanooga
Holly Andrews, Elon
Courtney Nyborg, Elon
Jacinda Lambert, UNCG
Jennifer Gardner, Western Carolina

2004-05 (Coaches)

Patrice Bryant, College of Charleston
Katasha Brown, Chattanooga
Nicole Mattison, Chattanooga
Tiffani Roberson, Chattanooga
Katie Hamilton, Davidson
B.J. Banjo, ETSU
Tiffani Mayes, ETSU
Jen Nadalin, Furman
Tommi Paris, Furman
Jennifer Gardner, Western Carolina

2004-05 (Media)

First Team

Katasha Brown, Chattanooga
Katie Hamilton, Davidson
Tiffani Mayes, ETSU

ALL-CONFERENCE TEAMS

Jen Nadalin, Furman
Jennifer Gardner, Western Carolina

Second Team

Patrice Bryant, College of Charleston
Nicole Mattison, Chattanooga
Tiffani Roberson, Chattanooga
B.J. Banjo, ETSU
Tommi Paris, Furman

2005-06 (Coaches)

Kiki Conyers, Appalachian State
Katasha Brown, Chattanooga
Tiffani Roberson, Chattanooga
Nicole Mattison, Chattanooga
Alex Anderson, Chattanooga
Jessica Mitchell, Davidson
Janell Crayton, Davidson
Kitari McMoore, Elon
Nicole Newton, Georgia Southern
Kristen Boone, UNCG

2005-06 (Media)

First Team

Katasha Brown, Chattanooga
Tiffani Roberson, Chattanooga
Kitara McMoore, Elon
Nicole Newton, Georgia Southern
Kristen Boone, UNCG

Second Team

Nicole Mattison, Chattanooga
Alex Anderson, Chattanooga
Jessica Mitchell, Davidson
Janell Crayton, Davidson
Lauren Powell, Western Carolina

2006-07 (Coaches)

Whitney Tossie, Appalachian State
Alex Anderson, Chattanooga
Laura Hall, Chattanooga
Katie Hamilton, Davidson
Tiffany Brown, Georgia Southern
Kristen Boone, UNCG
Jasmine Byrd, UNCG
Monique Dawson, Western Carolina
Chevon Keith, Western Carolina
Lauren Powell, Western Carolina

2006-07 (Media)

First Team

Whitney Tossie, Appalachian State
Alex Anderson, Chattanooga
Kristen Boone, UNCG
Monique Dawson, Western Carolina
Chevon Keith, Western Carolina

Second Team

Katie Hamilton, Davidson
Tia Washington, Davidson
Tiffany Brown, Georgia Southern
Jasmine Byrd, UNCG
Lauren Powell, Western Carolina

2007-08 (Coaches)

Whitney Tossie, Appalachian State
Alex Anderson, Chattanooga
Brooke Hand, Chattanooga
Shanara Hollinquest, Chattanooga
Mercedes Robinson, Davidson
Tierra Bumbrey, Elon
Shawnda Atwood, Georgia Southern
Tiffany Brown, Georgia Southern
Monique Dawson, Western Carolina
Chevon Keith, Western Carolina

2007-08 (Media)

First Team

Whitney Tossie, Appalachian State
Alex Anderson, Chattanooga
Mercedes Robinson, Davidson
Tierra Bumbrey, Elon
Chevon Keith, Western Carolina

Second Team

Jill Furstenburg, College of Charleston
Shanara Hollinquest, Chattanooga
Shawnda Atwood, Georgia Southern
Tiffany Brown, Georgia Southern
Monique Dawson, Western Carolina

2008-09 (Coaches)

Tonia Gerty, College of Charleston
Jade Hughes, College of Charleston
Shanara Hollinquest, Chattanooga
Erin Ogan, Chattanooga
Jenaya Wade-Fray, Chattanooga
Mercedes Robinson, Davidson
Lee Stephens, Furman
Savannah Hill, Samford
Emily London, Samford
Brooke Johnson, Western Carolina

2008-09 (Media)

First Team

Jade Hughes, College of Charleston
Shanara Hollinquest, Chattanooga
Mercedes Robinson, Davidson
Lee Stephens, Furman
Emily London, Samford

Second Team

Brittany Mixon, Appalachian State
Tonia Gerty, College of Charleston
Erin Ogan, Chattanooga
Savannah Hill, Samford
Brooke Johnson, Western Carolina

2009-10 (Coaches)

Sam Ramirez, Appalachian State
Tonia Gerty, College of Charleston
Shanara Hollinquest, Chattanooga
Jenaya Wade-Fray, Chattanooga
Alex Thompson, Davidson
Ali Ford, Elon
Lee Stephens, Furman
Savannah Hill, Samford
Emily London, Samford
Emily Clarke, Western Carolina

2009-10 (Media)

First Team

Tonia Gerty, College of Charleston
Shanara Hollinquest, Chattanooga
Jenaya Wade-Fray, Chattanooga
Ali Ford, Elon
Emily London, Samford

Second Team

Ashlen Dewart, Appalachian State
Anna Freeman, Appalachian State
Sam Ramirez, Appalachian State
Alex Thompson, Davidson
Savannah Hill, Samford

2010-11 (Coaches)

Sam Ramirez, Appalachian State
Ashlen Dewart, Appalachian State
Anna Freeman, Appalachian State
Whitney Hood, Chattanooga
Kayla Christopher, Chattanooga
Sophia Aleksandravicius, Davidson
Ali Ford, Elon
Monique Floyd, UNCG
Savannah Hill, Samford
Emily London, Samford

2010-11 (Media)

First Team

Ashlen Dewart, Appalachian State
Sam Ramirez, Appalachian State
Whitney Hood, Chattanooga
Sophia Aleksandravicius, Davidson
Emily London, Samford

Second Team

Anna Freeman, Appalachian State
Kelsey Evans, Elon
Ali Ford, Elon
Monique Floyd, UNCG
Savannah Hill, Samford

2011-12 (Coaches)

Anna Freeman, Appalachian State
Courtney Freeman, Appalachian State
Sophia Aleksandravicius, Davidson
Laura Murray, Davidson
Ali Ford, Elon
Paige Anderson, Samford
Whitney Hood, Chattanooga
Kayla Christopher, Chattanooga
Taylor Hall, Chattanooga
Kaila'Shea Menendez, Western Carolina

2011-12 (Media)

First Team

Anna Freeman, Appalachian State
Sophia Aleksandravicius, Davidson
Laura Murray, Davidson
Ali Ford, Elon
Whitney Hood, Chattanooga

Second Team

Courtney Freeman, Appalachian State
Kelsey Evans, Elon
Raegan Thompson, Furman
Paige Anderson, Samford
Kaila'Shea Menendez, Western Carolina

2012-13 (Coaches)

Anna Freeman, Appalachian State
Maryah Sydnor, Appalachian State
Sophia Aleksandravicius, Davidson
Laura Murray, Davidson
Ali Ford, Elon
Kelsey Evans, Elon
Jazmine Martin, Samford
Ashlen Dewart, Chattanooga
Kayla Christopher, Chattanooga
Taylor Hall, Chattanooga

2012-13 (Media)

First Team

Anna Freeman, Appalachian State
Sophia Aleksandravicius, Davidson
Ali Ford, Elon
Kayla Christopher, Chattanooga
Ashlen Dewart, Chattanooga

Second Team

Maryah Sydnor, Appalachian State
Laura Murray, Davidson
Kelsey Evans, Elon
Jazmine Martin, Samford
Daniella Motley, Wofford

2013-14 (Coaches)

Maryah Sydnor, Appalachian State
Dakota Dukes, Davidson
Laura Murray, Davidson
Kelsey Harris, Elon
Brittany Hodges, Furman
Holli Wilkins, Furman
Anna Claire Knight, Georgia Southern
Alex Black, Chattanooga
Ashlen Dewart, Chattanooga
Taylor Hall, Chattanooga

2013-14 (Media)

First Team

Maryah Sydnor, Appalachian State
Laura Murray, Davidson
Brittany Hodges, Furman
Holli Wilkins, Furman
Taylor Hall, Chattanooga

Second Team

Dakota Dukes, Davidson
Hannah Early, Davidson
Kelsey Harris, Elon
Anna Claire Knight, Georgia Southern
Ashlen Dewart, Chattanooga

2014-15 (Coaches)

First Team

Whitney Bunn, Furman
Brittany Hodges, Furman
Precious Bridges, Mercer
Chelsey Shumpert, Chattanooga
Jasmine Joyner, Chattanooga

Second Team

Serena Clark, ETSU
Destiny Mitchell, ETSU
Hannah Nichols, Samford
Taylor Reece, Samford
Justin Taylor, Western Carolina

2014-15 (Media)

First Team

Whitney Bunn, Furman
Brittany Hodges, Furman
Precious Bridges, Mercer
Jasmine Joyner, Chattanooga
Chelsey Shumpert, Chattanooga

Second Team

Shamauria Bridges, ETSU
Serena Clark, ETSU
Lucy Mason, UNCG
Hannah Nichols, Samford
Justin Taylor, Western Carolina

2015-16 (Coaches)

First Team

Tianna Tarter, ETSU
Whitney Bunn, Furman
Kahlia Lawrence, Mercer
Lucy Mason, UNCG
Jasmine Joyner, Chattanooga

Second Team

Shamauria Bridges, ETSU
Holli Wilkins, Furman
Destiney Elliott, Samford
Queen Alford, Chattanooga
Keiana Gilbert, Chattanooga

2015-16 (Media)

First Team

Tianna Tarter, ETSU
Whitney Bunn, Furman
Kahlia Lawrence, Mercer
Lucy Mason, UNCG
Jasmine Joyner, Chattanooga

Second Team

Shamauria Bridges, ETSU
Holli Wilkins, Furman
Taylor Reece, Samford
Queen Alford, Chattanooga
Keiana Gilbert, Chattanooga
Alicia Payne, Chattanooga

2016-17 (Coaches)

First Team

Tianna Tarter, ETSU
Whitney Bunn, Furman
Kahlia Lawrence, Mercer
Sydni Means, Mercer
Jasmine Joyner, Chattanooga

Second Team

Shamauria Bridges, ETSU
Cierra Carter, Furman
Nadine Soliman, UNCG
Hannah Nichols, Samford
Chelsey Shumpert, Chattanooga
Chloe Wanink, Wofford

2016-17 (Media)

First Team

Shamauria Bridges, ETSU
Tianna Tarter, ETSU
Whitney Bunn, Furman
Kahlia Lawrence, Mercer
Jasmine Joyner, Chattanooga

Second Team

Sydni Means, Mercer
Nadine Soliman, UNCG
Hannah Nichols, Samford
Chelsey Shumpert, Chattanooga
Chloe Wanink, Wofford

2017-18 (Coaches)

First Team

Tianna Tarter, ETSU
KeKe Calloway, Mercer
Kahlia Lawrence, Mercer
Sydni Means, Mercer
Keiana Gilbert, Chattanooga

Second Team

Erica Haynes-Overton, ETSU
Cierra Carter, Furman
Ije Ajemba, UNCG
Nadine Soliman, UNCG
DaJa Green, Wofford

Third Team

Le'Jae Davidson, Furman
Celena Taborn, Furman
Hannah Nichols, Samford
Lakelyn Bouldin, Chattanooga
Aryanna Gilbert, Chattanooga

ALL-CONFERENCE TEAMS

2017-18 (Media) First Team

Erica Haynes-Overton, ETSU
KeKe Calloway, Mercer
Amanda Thompson, Mercer
Nadine Soliman, UNCG
Chloe Wanink, Wofford

Second Team

Le'Jzae Davidson, Furman
Celena Taborn, Furman
Shannon Titus, Mercer
Lakelyn Bouldin, Chattanooga
Te'ja Twitty, UNCG
Da'Ja Green, Wofford

2018-19 (Coaches) First Team

Erica Haynes-Overton, ETSU
KeKe Calloway, Mercer
Amanda Thompson, Mercer
Nadine Soliman, UNCG
Chloe Wanink, Wofford

Second Team

Le'Jzae Davidson, Furman
Celena Taborn, Furman
Shannon Titus, Mercer
Lakelyn Bouldin, Chattanooga
Te'ja Twitty, UNCG
Da'Ja Green, Wofford

All-Defensive Team

Erica Haynes-Overton, ETSU
Kaitlyn Duncan, Furman
Shannon Titus, Mercer
Arianne Whitaker, Chattanooga
Cairo Booker, Wofford

2018-19 (Media) First Team

Le'Jzae Davidson, Furman
KeKe Calloway, Mercer
Amanda Thompson, Mercer
Nadine Soliman, UNCG
Chloe Wanink, Wofford

Second Team

Erica Haynes-Overton, ETSU
Celena Taborn, Furman
Shannon Titus, Mercer
Lakelyn Bouldin, Chattanooga
Te'ja Twitty, UNCG

Third Team

Micah Scheetz, ETSU
Natalie Armstrong, Samford
Jewel Smalls, Western Carolina
Cairo Booker, Wofford
Da'Ja Green, Wofford

2019-20 (Coaches) First Team

Jaron Dougherty, Mercer
Nadine Soliman, UNCG
Natalie Armstrong, Samford
Sarah Myers, Samford
Chloe Wanink, Wofford

Second Team

Le'Jzae Davidson, Furman
Tierra Hodges, Furman
Shannon Titus, Mercer
Te'ja Twitty, UNCG
Da'Ja Green, Wofford

All-Defensive Team

Tijuana Kimbro, ETSU
Shannon Titus, Mercer
Shauntai Battle, Samford
NaKeia Burks, Chattanooga
Cairo Booker, Wofford

2019-20 (Media) First Team

Tierra Hodges, Furman
Nadine Soliman, UNCG
Natalie Armstrong, Samford
Sarah Myers, Samford
Chloe Wanink, Wofford

Second Team

Micah Scheetz, ETSU
Le'Jzae Davidson, Furman
Shannon Titus, Mercer
Jaron Dougherty, Mercer
Te'ja Twitty, UNCG

Third Team

Charity Brown, Samford
Lakelyn Bouldin, Chattanooga
Bria Dial, Chattanooga
Jewel Smalls, Western Carolina
Da'Ja Green, Wofford

2020-21 (Coaches) First Team

Tierra Hodges, Furman
Jaron Dougherty, Mercer
Shannon Titus, Mercer
Natalie Armstrong, Samford
Andrea Cournoyer, Samford

Second Team

Jada Lewis, Mercer
Annie Ramil, Samford
Abbey Cornelius, Chattanooga
Ebony Williams, Chattanooga
Lilly Hatton, Wofford

All-Defensive Team

Shannon Titus, Mercer
CeCe Crudup, UNCG
Andrea Cournoyer, Samford
Abbey Cornelius, Chattanooga
Ebony Williams, Chattanooga

2020-21 (Media) First Team

Tierra Hodges, Furman
Jaron Dougherty, Mercer
Shannon Titus, Mercer
Natalie Armstrong, Samford
Andrea Cournoyer, Samford

Second Team

Amoria Neal-Tysor, Mercer
Annie Ramil, Samford
Abbey Cornelius, Chattanooga
Ebony Williams, Chattanooga
Lilly Hatton, Wofford

Third Team

Jada Lewis, Mercer
CeCe Crudup, UNCG
Bria Dial, Chattanooga
Nadia Marshall, Western Carolina
Jamari McDavid, Wofford

2021-22 (Coaches) First Team

Tierra Hodges, Furman
Amoria Neal-Tysor, Mercer
Shannon Titus, Mercer
Andrea Cournoyer, Samford
Jackie Carman, Wofford

Second Team

Tate Walters, Furman
Jaron Dougherty, Mercer
Aja Boyd, UNCG
Abbey Cornelius, Chattanooga
Lilly Hatton, Wofford

All-Defensive Team

Shannon Titus, Mercer
Andrea Cournoyer, Samford
Abbey Cornelius, Chattanooga
Joi Reid, Western Carolina
Reagan Rapert, Wofford

2021-22 (Media) First Team

Tierra Hodges, Furman
Amoria Neal-Tysor, Mercer
Shannon Titus, Mercer
Andrea Cournoyer, Samford
Jackie Carman, Wofford

Second Team

Grace Van Rij, Furman
Tate Walters, Furman
Jaron Dougherty, Mercer
Aja Boyd, UNCG
Abbey Cornelius, Chattanooga
Lilly Hatton, Wofford

Third Team

Courtney Moore, ETSU
Natalie Armstrong, Samford
Sussy Ngulefac, Samford
Niyah Lutz, Wofford
Alexis Tomlin, Wofford

2022-23 (Coaches) First Team

Jiselle Thomas, ETSU
Amoria Neal-Tysor, Mercer
Andrea Bailey (Cournoyer), Samford
Yazz Wazeerud-Din, Chattanooga
Rachael Rose, Wofford

Second Team

Kendall Folley, ETSU
Grace van Rij, Furman
Raven Thompson, Chattanooga
Kyla Allison, Western Carolina
Jackie Carman, Wofford

All-Defensive Team

Kendall Folley, ETSU
Summah Evans, Mercer
Khalis Cain, UNCG
Andrea Bailey (Cournoyer), Samford
Helen Matthews, Wofford

2022-23 (Media) First Team

Jiselle Thomas, ETSU
Amoria Neal-Tysor, Mercer
Andrea Bailey (Cournoyer), Samford
Yazz Wazeerud-Din, Chattanooga
Rachael Rose, Wofford

Second Team

Kendall Folley, ETSU
Grace van Rij, Furman
Akira Wiggins, UNCG
Raven Thompson, Chattanooga
Jackie Carman, Wofford

Third Team

Erin Houpt, Mercer
Khalis Cain, UNCG
Sussy Ngulefac, Samford
Kyla Allison, Western Carolina
Lilly Hatton, Wofford

Four-time all-conference selections

Only five players in Southern Conference history have been named to the all-conference team four times in a career: DeShawne Blocker, ETSU; Rushia Brown, Furman; Ali Ford, Elon; Regina Kirk, Chattanooga; and Valorie Whiteside, Appalachian State.



DeShawne Blocker
ETSU
1991-95



Rushia Brown
Furman
1989-94



Ali Ford
Elon
2009-13



Regina Kirk
Chattanooga
1984-88



Valorie Whiteside
Appalachian State
1984-88

ALL-FRESHMAN TEAMS



Tonia Gerty was an all-freshman pick for College of Charleston in 2007-08.

2000-01

Miranda Warfield, Chattanooga
Kim Lawrence, Furman
Shawnica Hill, Georgia Southern
Tiffany Hamm, Western Carolina
Natalie Walsh, Wofford

2001-02

Joanie White, Appalachian State
Ashley Reed, ETSU
Monica Pope, Furman
Amanda Eaton, UNCG
Ki-Ki Glass, Western Carolina

2002-03

KiKi Conyers, Appalachian State
Katasha Brown, Chattanooga
Tiffani Roberson, Chattanooga
Kala Greene, Western Carolina
Nakia Mister, Wofford

2003-04

Crystal Barriner, Appalachian State
Katie Hamilton, Davidson
Brooke Wilhoit, ETSU
Jasmine Byrd, UNCG
Erin May, Western Carolina

2004-05

Laura Hall, Chattanooga
Brooke Hand, Chattanooga
Danielle Hemerka, Davidson
Chrissy Phelps, Furman
Kristen Boone, UNCG

2005-06

Greteya Kelley, Appalachian State
Jade Hughes, College of Charleston
Kelly Gassie, Davidson
Ashley Melson, Georgia Southern
Lauren Powell, Western Carolina

2006-07

GiGi Thomas, Appalachian State
Jenaya Wade-Fray, Chattanooga
Tiffany Davis, Elon
Carolyn Whitney, Georgia Southern
Heather Swayne, Western Carolina

2007-08 Coaches

Sam Ramirez, Appalachian State
Tonia Gerty, College of Charleston
Monique Floyd, UNCG
Emily Clarke, Western Carolina
Mahagony Williams, Wofford

2007-08 Media

Emily Clarke, Western Carolina
Tonia Gerty, College of Charleston
Frances Hernandez, Appalachian State
Sam Ramirez, Appalachian State
Mahagony Williams, Wofford

2008-09 Coaches

Canesha Edwards, Appalachian State
Sade Means, Appalachian State
Tiara Gause, Elon
Courtney Medley, Elon
Kaila'Shea Menendez, Western Carolina

2009-10 Coaches

Ashlen Dewart, Appalachian State
Anna Freeman, Appalachian State
Kayla Christopher, Chattanooga
Sophia Aleksandravicius, Davidson
Ali Ford, Elon

2010-11 Coaches

Janae Smith, College of Charleston
Laura Murray, Davidson
MiMi DuBose, Georgia Southern
Janae' Stevenson, UNCG
Rena Wakama, Western Carolina

2010-11 Media

Janae Smith, College of Charleston
Laura Murray, Davidson
MiMi DuBose, Georgia Southern
Janae' Stevenson, UNCG
Shelby Campbell, Samford

2011-12 Coaches

Maryah Sydnor, Appalachian State
Sam Coffey, Elon
Brittany Hodges, Furman
Taylor Reece, Samford
Ali Lane, Western Carolina

2011-12 Media

Maryah Sydnor, Appalachian State
Sam Coffey, Elon
Brittany Hodges, Furman
Anna Claire Knight, Georgia Southern
Taylor Reece, Samford

2012-13 Coaches

Dakota Dukes, Davidson
Hollie Wilkins, Furman
Lucy Mason, UNCG
Tatianna Jackson, Chattanooga
Lindsay Simpson, Western Carolina

2012-13 Media

Dakota Dukes, Davidson
Hollie Wilkins, Furman
Lucy Mason, UNCG
Tatianna Jackson, Chattanooga
Lindsay Simpson, Western Carolina

2013-14 Coaches

Lauren Brown, Elon
Jennifer Rhodes, Elon
Whitney Bunn, Furman
Hannah Nichols, Samford
Chelsey Shumpert, Chattanooga

2013-14 Media

Lauren Brown, Elon
Jennifer Rhodes, Elon
Whitney Bunn, Furman
Hannah Nichols, Samford
Chelsey Shumpert, Chattanooga

2014-15 Coaches

Tianna Tarter, ETSU
Cierra Carter, Furman
Kahlia Lawrence, Mercer
Destiney Elliott, Samford
Keiana Gilbert, Chattanooga

2014-15 Media

Tianna Tarter, ETSU
Cierra Carter, Furman
Kahlia Lawrence, Mercer
Destiney Elliott, Samford
Keiana Gilbert, Chattanooga

2015-16 Coaches

Raven Dean, ETSU
Kaitlyn Duncan, Furman
KeKe Calloway, Mercer
Linnea Rosendal, Mercer
Raziyah Farrington, Western Carolina

2015-16 Media

Raven Dean, ETSU
Kaitlyn Duncan, Furman
KeKe Calloway, Mercer
Linnea Rosendal, Mercer
Raziyah Farrington, Western Carolina
Chloe Wanink, Wofford

2016-17 Coaches

Le'Zae Davidson, Furman
Nadine Soliman, UNCG
Te'ja Twitty, UNCG
Katie Allen, Samford
Lakelyn Bouldin, Chattanooga

2016-17 Media

Le'Zae Davidson, Furman
Nadine Soliman, UNCG
Te'ja Twitty, UNCG
Samantha Fitzgerald, Samford
Lakelyn Bouldin, Chattanooga

2017-18 Coaches

Erica Haynes-Overton, ETSU
Celena Taborn, Furman
Bria Dial, Chattanooga
Da'Ja Green, Wofford
Jamari McDavid, Wofford

2017-18 Media

Erica Haynes-Overton, ETSU
Celena Taborn, Furman
Makaila Woolard, Samford
Da'Ja Green, Wofford
Jamari McDavid, Wofford

2018-19 Coaches

Kaia Upton, ETSU

Milica Manojlovic, Furman
Ebony Williams, Chattanooga
Jewel Smalls, Western Carolina
Niyah Lutz, Wofford

2018-19 Media

Kaia Upton, ETSU
Milica Manojlovic, Furman
Ebony Williams, Chattanooga
Jewel Smalls, Western Carolina
Jackie Carman, Wofford

2019-20 Coaches

Lindsey Taylor, Furman
Jill Harris, Mercer
Dena Jarrells, Chattanooga
Andrea Martin Ruiz, Western Carolina
Alyssa Walker, Western Carolina
Lilly Hatton, Wofford

2019-20 Media

Lindsey Taylor, Furman
Jill Harris, Mercer
Dena Jarrells, Chattanooga
Andrea Martin Ruiz, Western Carolina
Lilly Hatton, Wofford

2020-21 Coaches

Carly Hooks, ETSU
Sydney James, Furman
Tate Walters, Furman
Khalis Cain, UNCG
Zanoria Cruz, Western Carolina

2020-21 Media

Jakhyia Davis, ETSU
Carly Hooks, ETSU
Sydney James, Furman
Khalis Cain, UNCG
Zanoria Cruz, Western Carolina

2021-22 Coaches

Niveya Henley, Furman
Erin Houpt, Mercer
Isys Grady, UNCG
Sussy Ngulefac, Samford
Reagan Rapert, Wofford

2021-22 Media

Nigeria Harkless, Mercer
Erin Houpt, Mercer
Isys Grady, UNCG
Sussy Ngulefac, Samford
Reagan Rapert, Wofford

2022-23 Coaches

Jaelyn Acker, Furman
Enjulina Gonzalez, Mercer
Raven Thompson, Chattanooga
Carly Heidger, Samford
Masyn Marchbanks, Samford

2022-23 Media

Journee McDaniel, ETSU
Jaelyn Acker, Furman
Enjulina Gonzalez, Mercer
Raven Thompson, Chattanooga
Masyn Marchbanks, Samford

PLAYER OF THE WEEK

1988-89
 Nov. 28 Shirley Shannon, Western Carolina
 Dec. 5 Lea Ann Parsley, Marshall
 Dec. 12 Marcheta Winton, Chattanooga
 Dec. 19 Beth Laney, Appalachian State
 Jan. 6 Beth Laney, Appalachian State
 Jan. 13 Marcheta Winton, Chattanooga
 Jan. 20 Kim Johnson, Appalachian State
 Jan. 27 Jenny Leavitt, Marshall
 Feb. 6 Jenny Leavitt, Marshall
 Feb. 13 Kim Johnson, Appalachian State
 Feb. 20 Nicole Hopson, ETSU
 Feb. 27 Beth Laney, Appalachian State

1989-90
 Nov. 27 Julie Copeland, Chattanooga
 Dec. 4 Lea Ann Parsley, Marshall
 Dec. 11 Rushia Brown, Furman
 Dec. 18 Rushia Brown, Furman
 Jan. 1 Janice Rhynehardt, Furman
 Jan. 8 Shannon Thomas, Appalachian State
 Jan. 15 Julie Copeland, Chattanooga
 Jan. 22 Sheila Johnson, Marshall
 Jan. 29 Glenda Cunningham, Appalachian State
 Feb. 5 Nicole Hopson, ETSU
 Feb. 12 Glenda Cunningham, Appalachian State
 Feb. 19 Nicole Hopson, ETSU
 Feb. 26 Kim Brown, Chattanooga

1990-91
 Nov. 26 Shannon Thomas, Appalachian State
 Dec. 3 Nicole Hopson, ETSU
 Dec. 10 Shannon Thomas, Appalachian State
 Dec. 17 Karen Gruca, Appalachian State
 Jan. 7 Nicole Hopson, ETSU
 Jan. 14 Natalie Cleckley, Furman
 Jan. 21 Natalie Cleckley, Furman
 Jan. 28 Nicole Hopson, ETSU
 Feb. 4 Natalie Cleckley, Furman
 Feb. 11 Mae Louallen, ETSU
 Feb. 18 Nicole Hopson, ETSU
 Feb. 25 Natalie Cleckley, Furman

1991-92
 Nov. 9 Shelly Carroll, Chattanooga
 Nov. 16 Kim Kraft, Marshall
 Nov. 23 Lori Lyons, Western Carolina
 Jan. 6 Tracy Krueger, Marshall
 Jan. 13 Rushia Brown, Furman
 Jan. 20 Shannon Thomas, Appalachian State
 Jan. 27 Regina Brown, Western Carolina
 Feb. 3 Rushia Brown, Furman
 Feb. 10 Tracy Krueger, Marshall
 Feb. 17 DeShawne Blocker, ETSU
 Feb. 24 Mitzi Story, Appalachian State

1992-93
 Nov. 30 Lori Lyons, Western Carolina
 Dec. 7 Kim Brown, Chattanooga
 Dec. 14 Angie Crosby, Appalachian State
 Dec. 21 Jennifer Seaton, ETSU
 Jan. 4 Kim Brown, Chattanooga
 Jan. 11 Tracy Krueger, Marshall
 Jan. 18 DeShawne Blocker, ETSU
 Jan. 25 Lori Lyons, Western Carolina
 Feb. 1 Tracy Krueger, Marshall
 Feb. 8 DeShawne Blocker, ETSU
 Feb. 15 Tracy Krueger, Marshall
 Feb. 22 Angie Crosby, Appalachian State
 March 1 Jennifer Jones, Furman

1993-94
 Nov. 29 Angela Crosby, Appalachian State
 Dec. 6 DeShawne Blocker, ETSU
 Dec. 13 Angela Rowe, Western Carolina
 Dec. 20 Angela Crosby, Appalachian State
 Jan. 3 DeShawne Blocker, ETSU
 Jan. 10 Andrea Autrey, Georgia Southern
 Jan. 17 DeShawne Blocker, ETSU
 Jan. 24 Karen Stanley, Furman
 Jan. 31 Karen Stanley, Furman
 Feb. 7 Angela Crosby, Appalachian State
 Feb. 14 Tonya Sharpe, Davidson
 Feb. 21 Angela Crosby, Appalachian State
 Feb. 28 Janice Johnson, Georgia Southern

1994-95
 Dec. 5 DeShawne Blocker, ETSU
 Dec. 12 Natal Rosko, Marshall
 Dec. 19 Carolyn Kirsch, Davidson
 Jan. 2 Kristi Creamer, Furman

Jan. 9 Amy Engle, ETSU
 Jan. 16 Justina McClellan, ETSU
 Jan. 23 DeShawne Blocker, ETSU
 Jan. 30 Karolina Karlqvist, Appalachian State
 Feb. 6 Karen Stanley, Furman
 Feb. 13 Karen Mason, Western Carolina
 Feb. 20 Andrea Autrey, Georgia Southern
 Feb. 27 Andrea Autrey, Georgia Southern

1995-96
 Nov. 27 Amy Engle, ETSU
 Dec. 4 Rachel Glass, ETSU
 Dec. 11 Telly Hall, Georgia Southern
 Dec. 18 Meredith Thompson, Appalachian State
 Jan. 8 Telly Hall, Georgia Southern
 Jan. 15 Karen Mason, Western Carolina
 Jan. 22 Marysue James, Georgia Southern
 Jan. 29 Andrea Hinton, Appalachian State
 Feb. 5 Kristina Behnfeldt, Marshall
 Feb. 12 Amy Engle, ETSU
 Feb. 19 Melissa Davis, Appalachian State
 Feb. 26 Cindy McCauley, Marshall

1996-97
 Dec. 2 Karen Mason, Western Carolina
 Dec. 9 Willow Russell, Western Carolina
 Dec. 16 Rachel Glass, ETSU
 Jan. 6 Kristina Behnfeldt, Marshall
 Jan. 13 Carlise Oglesby, Chattanooga
 Jan. 20 Carolyn Kirsch, Davidson
 Jan. 27 Telly Hall, Georgia Southern
 Feb. 3 Tarsha Askew, Georgia Southern
 Feb. 10 Meredith Thompson, Appalachian State
 Feb. 17 Angie Fickes, ETSU
 Feb. 24 Carlise Oglesby, Chattanooga
 March 3 Carlise Oglesby, Chattanooga

1997-98
 Dec. 8 Sharon Mitchell, Georgia Southern
 Dec. 15 Jennifer O'Brien, Davidson
 Dec. 22 Sharon Mitchell, Georgia Southern
 Jan. 5 Jackie Smith, Furman
 Jan. 12 Heidi White, Furman
 Jan. 19 Sharon Mitchell, Georgia Southern
 Jan. 26 Biz Brediger, UNCG
 Feb. 2 Beth Schoolfield, Appalachian State
 Feb. 9 Jackie Smith, Furman
 Feb. 16 Jackie Smith, Furman
 Feb. 23 Biz Brediger, UNCG
 March 2 Jackie Smith, Furman

1998-99
 Jan. 14 Melinda Goodson, UNCG
 Dec. 21 Jamie Brown, Davidson
 Jan. 4 Jenny Nett, Wofford
 Jan. 11 Jackie Smith, Furman
 Jan. 18 Sharon Mitchell, Georgia Southern
 Jan. 25 Angie Fickes, ETSU
 Feb. 1 Jackie Smith, Furman
 Feb. 8 Jackie Smith, Furman
 Feb. 15 Sharon Mitchell, Georgia Southern
 Feb. 22 Katy Kamp, Davidson

1999-00
 Dec. 6 Damita Bullock, Chattanooga
 Dec. 13 Jennifer O'Brien, Davidson
 Dec. 20 Melinda Goodson, UNCG
 Jan. 3 Jackie Smith, Furman
 Jan. 10 Jennifer O'Brien, Davidson
 Jan. 17 Erica Babb, ETSU
 Jan. 24 Jackie Smith, Furman
 Jan. 31 Jackie Smith, Furman
 Feb. 7 Erica Babb, ETSU
 Feb. 14 Erin Thurman, ETSU
 Feb. 21 Tishay Lewis, Chattanooga
 Brianne Dodgen, UNCG
 Feb. 28 Jackie Smith, Furman

2000-01
 Nov. 27 Tara Charles, Furman
 Dec. 4 Laura Echols, Western Carolina
 Dec. 11 Chris Forman, ETSU
 Dec. 18 Nneka Irons, Chattanooga
 Jan. 1 Becky Wollenberg, Charleston
 Jan. 8 Erin Thurman, ETSU
 Jan. 15 Heather Dykes, Chattanooga
 Jan. 22 Laura Echols, Western Carolina
 Jan. 29 Alie Rousseau, Georgia Southern
 Feb. 5 Brittney Scarberry, Charleston
 Feb. 12 Damita Bullock, Chattanooga
 Feb. 19 Tiffany Hamm, Western Carolina
 Feb. 26 Miranda Warfield, Chattanooga

2001-02
 Dec. 3 Jenny Nett, Wofford
 Dec. 10 Laura Echols, Western Carolina
 Dec. 17 Jenny Nett, Wofford
 Dec. 24 Alie Rousseau, Georgia Southern
 Jan. 7 Bethany Schott, Davidson
 Jan. 14 Orion Wake, Furman
 Jan. 21 Danna Simpson, Georgia Southern
 Samika Foster, UNCG
 Jan. 28 Meghan Bryant, Davidson
 Feb. 4 Aisha Bryant, Appalachian State
 Feb. 11 Becky Wollenberg, College of Charleston
 Feb. 18 Jenny Nett, Wofford
 Feb. 25 Jennifer Gardner, Western Carolina

2002-03
 Dec. 2 Tiffany Hamm, Western Carolina
 Dec. 9 Bethany Schott, Davidson
 Dec. 16 Amanda Eaton, UNCG
 Dec. 23 Wilma Simpson, College of Charleston
 Jan. 6 Shawnica Hill, Georgia Southern
 Jan. 13 Lindsey Reed, UNCG
 Tiffany Johnson, Appalachian State
 Jan. 20 Emily Callahan, Davidson
 Jan. 27 Kiya Verdell, ETSU
 Feb. 3 Tiffany Patton, Chattanooga
 Feb. 10 Jessica Everett, Georgia Southern
 Feb. 17 Nicole Murray, UNCG
 Feb. 24 Ricaye Harris, Wofford
 March 3 Tiffany Hamm, Western Carolina

2003-04
 Dec. 1 Tiffany Hamm, Western Carolina
 Dec. 8 Katasha Brown, Chattanooga
 Dec. 15 Katasha Brown, Chattanooga
 Dec. 22 Tiffani Mayes, ETSU
 Jan. 5 Holly Andrews, Elon
 Jan. 12 Aisha Bryant, Appalachian State
 Jan. 19 Katie Hamilton, Davidson
 Jan. 26 Tiffani Mayes, ETSU
 Feb. 2 Jennifer Gardner, Western Carolina
 Feb. 9 Jessica Williams, Elon
 Feb. 16 Tiffany Hamm, Western Carolina
 Feb. 23 Jennifer Gardner, Western Carolina
 March 1 Katie Hamilton, Davidson

2004-05
 Dec. 6 Katie Hamilton, Davidson
 Dec. 13 Jen Nadalin, Furman
 Dec. 20 Jennifer Gardner, Western Carolina
 Jan. 3 Nicole Newton, Georgia Southern
 Jan. 10 Tiffani Mayes, ETSU
 Jan. 17 Patrice Bryant, College of Charleston



Wofford's Jenny Nett earned four player-of-the-week awards during her career.

PLAYER OF THE WEEK

Jan. 24 Jennifer Gardner, Western Carolina
 Jan. 31 Jennifer Gardner, Western Carolina
 Feb. 7 Jen Nadalin, Furman
 Feb. 14 Patrice Bryant, College of Charleston
 Feb. 21 Tiffani Mayes, ETSU
 Feb. 28 Lindsey Smith, Appalachian State

2005-06

Nov. 29 Kitara McMoore, Elon
 Dec. 6 Alex Anderson, Chattanooga
 Dec. 13 Brooke Hand, Chattanooga
 Dec. 20 Alex Anderson, Chattanooga
 Jan. 2 Kitara McMoore, Elon
 Jan. 9 Katasha Brown, Chattanooga
 Jan. 16 Kitara McMoore, Elon
 Jan. 23 Brynn Kelly, Davidson
 Jan. 30 Nicole Newton, Georgia Southern
 Feb. 6 Katasha Brown, Chattanooga
 Feb. 13 Kemena Brooks, UNCG
 Feb. 20 Alex Anderson, Chattanooga
 Feb. 27 Nicole Newton, Georgia Southern

2006-07

Nov. 21 Alex Anderson, Chattanooga
 Nov. 28 Jasmine Byrd, UNCG
 Dec. 5 Whitney Tossie, Appalachian State
 Dec. 12 Jessica Mitchell, Davidson
 Dec. 19 Alex Anderson, Chattanooga
 Jan. 2 Alex Anderson, Chattanooga
 Jan. 9 Alex Anderson, Chattanooga
 Kristen Boone, UNCG
 Jan. 16 Monique Dawson, Western Carolina
 Jan. 23 Maria Grimes, Appalachian State
 Jan. 30 Alex Anderson, Chattanooga
 Feb. 6 Alex Anderson, Chattanooga
 Feb. 13 Chevon Keith, Western Carolina
 Feb. 20 Jennifer Weurding, Wofford

2007-08

Nov. 20 Alex Anderson, Chattanooga
 Nov. 27 Kelsi Koenig, Wofford
 Dec. 4 Brooke Johnson, Western Carolina
 Dec. 11 Ashley Pellom, Western Carolina
 Dec. 18 Alex Anderson, Chattanooga
 Jan. 2 Alex Anderson, Chattanooga
 Jan. 8 Alex Anderson, Chattanooga
 Jan. 15 Jill Furstenburg, College of Charleston
 Jan. 22 Alex Anderson, Chattanooga
 Jan. 29 GiGi Thomas, Appalachian State
 Feb. 5 Alex Anderson, Chattanooga
 Feb. 12 Tierra Bumbrey, Elon
 Ashley Pellom, Western Carolina
 Mercedes Robinson, Davidson
 Feb. 19 Shanara Hollinquest, Chattanooga
 March 3 Mercedes Robinson, Davidson

2008-09

Nov. 18 Lee Stephens, Furman
 Nov. 25 Melissa Liebschwager, Furman
 Dec. 2 Shanara Hollinquest, Chattanooga
 Dec. 9 Alex Thompson, Davidson
 Dec. 16 Mercedes Robinson, Davidson
 Dec. 23 Shanara Hollinquest, Chattanooga
 Jan. 6 Mercedes Robinson, Davidson
 Jan. 13 Jade Hughes, College of Charleston
 Jan. 20 Shanara Hollinquest, Chattanooga
 Jan. 27 Frances Hernandez, Appalachian State
 Feb. 3 Shanara Hollinquest, Chattanooga
 Feb. 10 Emily London, Samford
 Feb. 17 Emily London, Samford
 Feb. 24 Monique Floyd, UNCG
 March 2 Brittny Spencer, Appalachian State

2009-10

Nov. 17 Savannah Hill, Samford
 Nov. 24 Deidra Jones, College of Charleston
 Dec. 1 Shanara Hollinquest, Chattanooga
 Dec. 8 J'Lisia Ogburn, Georgia Southern
 Dec. 15 Jenaya Wade-Fray, Chattanooga
 Dec. 22 Ashlen Dewart, Appalachian State
 Jan. 5 Shanara Hollinquest, Chattanooga
 Jan. 12 Emily London, Samford
 Jan. 19 Shanara Hollinquest, Chattanooga
 Jan. 26 Jenaya Wade-Fray, Chattanooga
 Feb. 2 Michelle Davis, Chattanooga
 Feb. 9 Sam Ramirez, Appalachian State
 Feb. 16 Monica Maxwell, Samford
 Feb. 23 Savannah Hill, Samford
 March 2 Amanda Leigh, UNCG

2010-11

Nov. 16 Sam Ramirez, Appalachian State

Nov. 23 Ashlen Dewart, Appalachian State
 Nov. 30 Whitney Hood, Chattanooga
 Dec. 7 Sophia Aleksandravicius, Davidson
 Dec. 14 Emily London, Samford
 Dec. 21 Monique Floyd, UNCG
 Jan. 4 Whitney Hood, Chattanooga
 Jan. 11 Sam Ramirez, Appalachian State
 Jan. 18 Ashlen Dewart, Appalachian State
 Jan. 25 Sam Ramirez, Appalachian State
 Feb. 1 Kelsey Evans, Elon
 Feb. 8 Meredyth Frye, Georgia Southern
 Feb. 15 Amanda Leigh, UNCG
 Feb. 22 Emily London, Samford
 March 1 Whitney Hood, Chattanooga

2011-12

Nov. 15 Lashanna Booker, Furman
 Nov. 23 Anna Freeman, Appalachian State
 Nov. 29 Paige Anderson, Samford
 Dec. 6 Anna Freeman, Appalachian State
 Dec. 13 Paige Anderson, Samford
 Dec. 20 Raegan Thompson, Furman
 Jan. 3 Laura Murray, Davidson
 Jan. 10 Courtney Freeman, Appalachian State
 Jan. 17 Whitney Hood, Chattanooga
 Jan. 24 Maryah Sydnor, Appalachian State
 Jan. 31 Sophia Aleksandravicius, Davidson
 Feb. 7 Ali Ford, Elon
 Feb. 14 Kaila'Shea Menendez, Western Carolina
 Feb. 21 Aiesha Harper, Elon
 Feb. 28 Taylor Hall, Chattanooga

2012-13

Nov. 13 Taylor Hall, Chattanooga
 Nov. 20 Anna Freeman, Appalachian State
 Nov. 27 Daniella Motley, Wofford
 Dec. 4 Courtney Freeman, Appalachian State
 Dec. 11 Ashlen Dewart, Chattanooga
 Dec. 18 Daniella Motley, Wofford
 Jan. 2 Latisha Harris, College of Charleston
 Jan. 8 Sophia Aleksandravicius, Davidson
 Jan. 15 Maryah Sydnor, Appalachian State
 Jan. 22 Ali Ford, Elon
 Jan. 29 Sophia Aleksandravicius, Davidson
 Feb. 5 Ali Ford, Elon
 Feb. 12 Afreyea Tolbert, College of Charleston
 Feb. 19 Sophia Aleksandravicius, Davidson
 Feb. 26 Ashlen Dewart, Chattanooga

2013-14

Nov. 12 Taylor Hall, Chattanooga
 Nov. 19 Taylor Hall, Chattanooga
 Nov. 26 Janae' Stevenson, UNCG
 Dec. 3 Laura Murray, Davidson
 Dec. 10 Laura Murray, Davidson
 Dec. 17 Ashlen Dewart, Chattanooga
 Dec. 31 Brittany Hodges, Furman
 Jan. 7 Anna Claire Knight, Georgia Southern
 Jan. 14 Dakota Dukes, Davidson
 Jan. 21 Maryah Sydnor, Appalachian State
 Jan. 28 Logan Morris, Wofford
 Feb. 4 Laura Murray, Davidson
 Feb. 11 Brittany Hodges, Furman
 Feb. 18 Anna Claire Knight, Georgia Southern
 Feb. 25 Taylor Hall, Chattanooga
 March 4 Brittany Hodges, Furman

2014-15

Nov. 18 Shamauria Bridges, ETSU
 Nov. 25 Brittany Hodges, Furman
 Dec. 2 Precious Bridges, Mercer
 Dec. 9 Whitney Bunn, Furman
 Dec. 16 Brittany Hodges, Furman
 Dec. 23 Lindsay Simpson, Western Carolina
 Jan. 6 Precious Bridges, Mercer
 Jan. 13 Precious Bridges, Mercer
 Jan. 20 Chelsey Shumpert, Chattanooga
 Jan. 27 Destiny Mitchell, ETSU
 Feb. 3 Chelsey Shumpert, Chattanooga
 Feb. 10 Serena Clark, ETSU
 Feb. 17 Destiny Mitchell, ETSU
 Feb. 24 Lucy Mason, UNCG
 March 3 Jasmine Joyner, Chattanooga

2015-16

Nov. 17 Kahlia Lawrence, Mercer
 Nov. 24 Lucy Mason, UNCG
 Dec. 1 Lucy Mason, UNCG
 Dec. 9 Sydney Means, Mercer
 Dec. 15 Krista Stricklin, Samford
 Dec. 22 Tianna Tarter, ETSU

Jan. 5 Lucy Mason, UNCG
 Jan. 12 Kahlia Lawrence, Mercer
 Jan. 19 Tianna Tarter, ETSU
 Jan. 26 Whitney Bunn, Furman
 Feb. 2 Jasmine Joyner, Chattanooga
 Feb. 9 Jasmine Joyner, Chattanooga
 Feb. 16 Jasmine Joyner, Chattanooga
 Feb. 23 Queen Alford, Chattanooga
 Feb. 29 Kahlia Lawrence, Mercer

2016-17

Nov. 15 Sherae Bonner, Western Carolina
 Nov. 22 Kahlia Lawrence, Mercer
 Nov. 29 Tianna Tarter, ETSU
 Dec. 6 Tianna Tarter, ETSU
 Dec. 13 Tianna Tarter, ETSU
 Dec. 20 Chloe Wanink, Wofford
 Jan. 3 Tianna Tarter, ETSU
 Jan. 10 Jasmine Joyner, Chattanooga
 Jan. 17 Kahlia Lawrence, Mercer
 Jan. 24 Shamauria Bridges, ETSU
 Jan. 31 Tianna Tarter, ETSU
 Feb. 7 Raziyah Farrington, Western Carolina
 Feb. 14 Jasmine Joyner, Chattanooga
 Feb. 21 Jasmine Joyner, Chattanooga
 Feb. 27 Kahlia Lawrence, Mercer

2017-18

Nov. 14 Sydney Means, Mercer
 Nov. 21 Tianna Tarter, ETSU
 Nov. 28 Keiana Gilbert, Chattanooga
 Dec. 5 Erica Haynes-Overton, ETSU
 Dec. 12 Ije Ajemba, UNCG
 Dec. 19 Cierra Carter, Furman
 Jan. 2 Kahlia Lawrence, Mercer
 Jan. 9 KeKe Calloway, Mercer
 Jan. 16 Ije Ajemba, UNCG
 Jan. 23 Celena Taborn, Furman
 Jan. 30 Tianna Tarter, ETSU
 Feb. 6 Keiana Gilbert, Chattanooga
 Feb. 13 Ije Ajemba, UNCG
 Feb. 20 Erica Haynes-Overton, ETSU
 Feb. 26 Kahlia Lawrence, Mercer

2018-19

Nov. 13 Chloe Wanink, Wofford
 Nov. 20 KeKe Calloway, Mercer
 Nov. 27 Jackie Carman, Wofford
 Dec. 4 KeKe Calloway, Mercer
 Dec. 11 Amanda Thompson, Mercer
 Dec. 18 Nadine Soliman, UNCG
 Dec. 24 Amanda Thompson, Mercer
 Dec. 31 Amanda Thompson, Mercer
 Jan. 8 Amanda Thompson, Mercer
 Jan. 15 Chloe Wanink, Wofford
 Jan. 22 Lakelyn Bouldin, Chattanooga
 Jan. 29 Shannon Titus, Mercer
 Feb. 6 Erica Haynes-Overton, ETSU
 Feb. 12 Erica Haynes-Overton, ETSU
 Feb. 19 Chloe Wanink, Wofford
 Feb. 26 Da'Ja Green, Wofford
 March 5 KeKe Calloway, Mercer

2019-20

Nov. 12 Erica Haynes-Overton, ETSU
 Nov. 19 Jewel Smalls, Western Carolina
 Nov. 26 Nadine Soliman, UNCG
 Dec. 3 Jewel Smalls, Western Carolina
 Dec. 10 Tierra Hodges, Furman
 Dec. 17 Nadine Soliman, UNCG
 Dec. 24 Le'Jae Davidson, Furman
 Jan. 7 Jaron Dougherty, Mercer
 Jan. 14 Tierra Hodges, Furman
 Jan. 21 Natalie Armstrong, Samford
 Jan. 28 Jaron Dougherty, Mercer
 Feb. 4 Eboni Williams, Chattanooga
 Feb. 11 Jaron Dougherty, Mercer
 Feb. 18 Nadine Soliman, UNCG
 Feb. 25 Sarah Myers, Samford
 March 2 Tierra Hodges, Furman

2020-21

Dec. 1 Shauntai Battle, Samford
 Dec. 8 Tate Walters, Furman
 Dec. 15 Jaron Dougherty, Mercer
 Dec. 22 Eboni Williams, Chattanooga
 Jan. 5 Eboni Williams, Chattanooga
 Jan. 12 Annie Ramil, Samford
 Jan. 19 Amorina Neal-Tysor, Mercer
 Jan. 26 Abbey Cornelius, Chattanooga
 Feb. 2 Andrea Cournoyer, Samford

PLAYER OF THE WEEK/MONTH

Feb. 9 Annie Ramil, Samford
 Feb. 16 Andrea Cournoyer, Samford
 Feb. 23 Shannon Titus, Mercer
 March 1 Natalie Armstrong, Samford

2021-22

Nov. 16 Jaron Dougherty, Mercer
 Nov. 23 Tierra Hodges, Furman
 Nov. 30 Tate Walters, Furman
 Dec. 7 Abbey Cornelius, Chattanooga
 Dec. 14 Jackie Carman, Wofford
 Dec. 21 Jaron Dougherty, Mercer
 Dec. 28 Sussy Ngulefac, Samford
 Jan. 4 Abbey Cornelius, Chattanooga
 Jan. 11 Jaron Dougherty, Mercer
 Jan. 18 Andrea Cournoyer, Samford
 Jan. 25 Tierra Hodges, Furman
 Feb. 1 Tierra Hodges, Furman
 Feb. 8 Amoria Neal-Tysor, Mercer
 Feb. 15 Jackie Carman, Wofford
 Feb. 22 Amoria Neal-Tysor, Mercer
 Feb. 28 Tierra Hodges, Furman

2022-23

Nov. 15 Sydney Ryan, Furman
 Nov. 22 Andrea Bailey (Cournoyer), Samford
 Nov. 29 Raven Thompson, Chattanooga
 Dec. 6 Yazz Wazeerud-Din, Chattanooga
 Dec. 13 Sussy Ngulefac, Samford
 Dec. 20 Amoria Neal-Tysor, Mercer
 Dec. 27 Jaron Dougherty, Mercer
 Jan. 3 Khalis Cain, UNCG
 Jan. 10 Andrea Bailey (Cournoyer), Samford
 Jan. 17 Enjulina Gonzalez, Mercer
 Jan. 24 Kendall Folley, ETSU
 Jan. 31 Rachael Rose, Wofford
 Feb. 7 Sussy Ngulefac, Samford
 Feb. 14 Kendall Folley, ETSU
 Feb. 21 Enjulina Gonzalez, Mercer
 Feb. 28 Amoria Neal-Tysor, Mercer

Freshmen of the Week

2013-14

Nov. 12 Ellen Riggins, Samford
 Nov. 19 Jennifer Rhodes, Elon
 Nov. 26 Lauren Brown, Elon
 Dec. 3 Ellen Riggins, Samford
 Dec. 10 Lenaira Ruffin, Elon
 Dec. 17 Whitney Bunn, Furman
 Dec. 31 Jennifer Rhodes, Elon
 Jan. 7 Hannah Nichols, Samford
 Jan. 14 Whitney Bunn, Furman
 Jan. 21 Hannah Nichols, Samford
 Jan. 28 Ellen Riggins, Samford
 Feb. 4 Kassidy Blevins, Samford
 Feb. 11 Bailey Williams, UNCG
 Feb. 18 Angel McGowan, Georgia Southern
 Feb. 25 Jennifer Rhodes, Elon
 March 4 Kassidy Blevins, Samford

2014-15

Nov. 18 Shenae Bonner, Western Carolina
 Nov. 25 Keiana Gilbert, Chattanooga
 Dec. 2 Keiana Gilbert, Chattanooga
 Dec. 9 Destiney Elliott, Samford
 Dec. 16 Tianna Tarter, ETSU
 Dec. 23 Destiney Elliott, Samford
 Jan. 6 Tianna Tarter, ETSU
 Jan. 13 Tianna Tarter, ETSU
 Jan. 20 Kahlia Lawrence, Mercer
 Jan. 27 Ace Easter, Western Carolina
 Feb. 3 Kahlia Lawrence, Mercer
 Feb. 10 Alex Williams, Mercer
 Feb. 17 Kahlia Lawrence, Mercer
 Feb. 24 Kahlia Lawrence, Mercer
 March 3 Ace Easter, Western Carolina

Players of the Month

2004-05

December Tiffany Mayes, ETSU
 January Tiffany Mayes, ETSU
 February Katie Hamilton, Davidson

2005-06

November Kitara McMoore, Elon
 December Alex Anderson, Chattanooga
 January Kitara McMoore, Elon
 February Kiki Conyers, Appalachian State

2006-07

December Alex Anderson, Chattanooga
 January Alex Anderson, Chattanooga
 February Alex Anderson, Chattanooga
 March Brooke Hand, Chattanooga

2007-08

November Brooke Johnson, Western Carolina
 December Alex Anderson, Chattanooga
 January Alex Anderson, Chattanooga
 February Alex Anderson, Chattanooga
 March Laura Hall, Chattanooga

2008-09

November Shanara Hollinquest, Chattanooga
 December Alex Thompson, Davidson
 January Shanara Hollinquest, Chattanooga
 February Emily London, Samford

2009-10

November Shanara Hollinquest, Chattanooga
 December Shanara Hollinquest, Chattanooga
 January Emily London, Samford
 February Sam Ramirez, Appalachian State

2010-11

November Sam Ramirez, Appalachian State
 December Monique Floyd, UNCG
 January Whitney Hood, Chattanooga
 February Emily London, Samford

2011-12

November Sophia Aleksandravicius, Davidson
 December Anna Freeman, Appalachian State
 January Sophia Aleksandravicius, Davidson
 February Anna Freeman, Appalachian State

2012-13

November Courtney Freeman, Appalachian St.
 December Ashlen Dewart, Chattanooga
 January Sophia Aleksandravicius, Davidson
 February Sophia Aleksandravicius, Davidson

2013-14

November Janae Stevenson, UNCG
 December Laura Murray, Davidson
 January Maryah Sydnor, Appalachian State
 February Maryah Sydnor, Appalachian State

2014-15

November Precious Bridges, Mercer
 December Precious Bridges, Mercer
 January Precious Bridges, Mercer
 February Precious Bridges, Mercer

2015-16

November Lucy Mason, UNCG
 December Lucy Mason, UNCG
 January Jasmine Joyner, Chattanooga
 February Kahlia Lawrence, Mercer

2016-17

November Kahlia Lawrence, Mercer
 December Tianna Tarter, ETSU
 January Jasmine Joyner, Chattanooga
 February Jasmine Joyner, Chattanooga

2018-19

November KeKe Calloway, Mercer
 December Amanda Thompson, Mercer
 January Amanda Thompson, Mercer
 February Amanda Thompson, Mercer

2019-20

November Jewel Smalls, Western Carolina
 December Tierra Hodges, Furman
 January Natalie Armstrong, Samford
 February Shannon Titus, Mercer

2020-21

December Jaron Dougherty, Mercer
 January Andrea Cournoyer, Samford
 February Shannon Titus, Mercer

2021-22

December Tierra Hodges, Furman
 January Tierra Hodges, Furman
 February Amoria Neal-Tysor, Mercer

2022-23

November Rachael Rose, Wofford
 December Jackie Carman, Wofford
 January Andrea Bailey (Cournoyer), Samford
 February Rachael Rose, Wofford



Chattanooga's Alex Anderson earned six of a possible nine player-of-the-month awards over a two-season span (2006-07 to 2007-08).

SOCON IN POSTSEASON PLAY

NCAA Championship

1989

East Regional First Round (March 15; Tacoma, Wash.)
No. 5 Georgia 90, No. 12 Chattanooga 69

1990

East Regional First Round (March 14; College Park, Md.)
No. 6 Maryland 100, No. 11 Appalachian State 71

1991

East Regional First Round (March 13; Tallahassee, Fla.)
No. 5 Florida State 96, No. 12 Appalachian State 57

1992

East Regional First Round (March 18; Los Angeles, Calif.)
No. 5 Clemson 76, No. 12 Chattanooga 72

1993

Mideast Regional First Round (March 17; Tuscaloosa, Ala.)
No. 5 Alabama 102, No. 12 Georgia Southern 70

1994

East Regional First Round (March 16; Chapel Hill, N.C.)
No. 3 North Carolina 101, No. 14 Georgia Southern 53

1995

East Regional First Round (March 16; Ruston, La.)
No. 4 Louisiana Tech 90, No. 13 Furman 52

1996

West Regional First Round (March 15; Tuscaloosa, Ala.)
No. 4 Alabama 95, No. 13 Appalachian State 66

1997

Midwest Regional First Round (March 14; Boulder, Colo.)
No. 2 Colorado 69, No. 15 Marshall 49

1998

Midwest Regional First Round (March 13; Tuscaloosa, Ala.)
No. 2 Alabama 94, No. 15 UNCG 46

1999

South Regional First Round (March 13; Knoxville, Tenn.)
No. 1 Tennessee 113, No. 16 Appalachian State 54

2000

Mideast Regional First Round (March 18; Knoxville, Tenn.)
No. 1 Tennessee 90, No. 16 Furman 38

2001

Midwest Regional First Round (March 16; Cincinnati, Ohio)
No. 5 Clemson 51, No. 12 Chattanooga 49

2002

Mideast Regional First Round (March 15; State College, Pa.)
No. 4 Penn State 82, No. 13 Chattanooga 67

2003

First Round (March 23; State College, Pa.)
No. 5 South Carolina 68, No. 12 Chattanooga 54

2004

First Round (March 20; Chattanooga, Tenn.)
No. 10 Chattanooga 74, No. 7 Rutgers 69
Second Round (March 22; Chattanooga, Tenn.)
No. 2 Vanderbilt 60, No. 10 Chattanooga 44

2005

First Round (March 20; Knoxville, Tenn.)
No. 1 Tennessee 94, No. 16 Western Carolina 43

2006

First Round (March 18; Rosemont, Ill.)
No. 5 Kentucky 69, No. 12 Chattanooga 59

2007

First Round (March 18; Raleigh, N.C.)
No. 5 Baylor 68, No. 12 Chattanooga 55

2008

First Round (March 23; Bridgeport, Conn.)
No. 5 Kansas State 69, No. 12 Chattanooga 59

2009

First Round (March 21; Albuquerque, N.M.)
No. 4 Vanderbilt 73, No. 13 Western Carolina 41

2010

First Round (March 20; Tempe, Ariz.)
No. 4 Oklahoma State 70, No. 13 Chattanooga 63

2011

First Round (March 20; Auburn, Ala.)
No. 3 Florida State 76, No. 14 Samford 46

2012

First Round (March 18; Nashville, Tenn.)
No. 2 Duke 82, No. 15 Samford 47

2013

First Round (March 23; College Station, Texas)
No. 6 Nebraska 73, No. 11 Chattanooga 59

2014

First Round (March 22; Lexington, Ky.)
No. 6 Syracuse 59, No. 11 Chattanooga 53

2015

First Round (March 21; Knoxville, Tenn.)
No. 10 Pittsburgh 51, No. 7 Chattanooga 40

2016

First Round (March 18; Starkville, Miss.)
No. 5 Mississippi State 60, No. 12 Chattanooga 50

2017

First Round (March 18; Louisville, Ky.)
No. 4 Louisville 82, No. 13 Chattanooga 62

2018

First Round (March 17; Athens, Ga.)
No. 4 Georgia 68, No. 13 Mercer 63

2019

First Round (March 22; Iowa City, Iowa)
No. 2 Iowa 66, No. 15 Mercer 61

2021

First Round (March 21; San Antonio, Texas)
No. 1 South Carolina 79, No. 16 Mercer 53

2022

First Round (March 19; Storrs, Conn.)
No. 2 UConn 83, No. 15 Mercer 38

2023

First Round (March 17; Blacksburg Va.)
Virginia Tech 58, Chattanooga 33

NWIT

1984

Quarterfinals (March 6; Amarillo, Texas)
Chattanooga 84, Oklahoma 78
Semifinals (March 7; Amarillo, Texas)
Chattanooga 70, Clemson 66
Championship (March 8; Amarillo, Texas)
Vanderbilt 67, Chattanooga 66

1987

First Round (March 19; Amarillo, Texas)
California 109, Appalachian State 99
Consolation (March 20; Amarillo, Texas)
Stephen F. Austin 81, Appalachian State 80
Consolation (March 21; Amarillo, Texas)
DePaul 88, Appalachian State 82

1995

First Round (March 23; Amarillo, Texas)
Texas A&M 71, ETSU 50
Consolation (March 24; Amarillo, Texas)
ETSU 79, VCU 65
Consolation (March 25; Amarillo, Texas)
Clemson 107, ETSU 66

WNIT

2000

First Round (March 16; Chattanooga, Tenn.)
Chattanooga 70, Alabama 68
Second Round (March 18; Chattanooga, Tenn.)
Georgia Tech 81, Chattanooga 74

2002

First Round (March 13; Blacksburg, Va.)
Virginia Tech 51, UNCG 45

2005

First Round (March 18; Chattanooga, Tenn.)
Chattanooga 50, Villanova 40
Second Round (March 20; Lexington, Ky.)
Kentucky 91, Chattanooga 54

2007

First Round (March 15; Cullowhee, N.C.)
Western Carolina 91, ETSU 63
First Round (March 15; Birmingham, Ala.)
UAB 81, Davidson 77
Second Round (March 17; Blacksburg, Va.)
Virginia Tech 74, Western Carolina 64

2008

First Round (March 19; Murfreesboro, Tenn.)
Middle Tennessee State 104, Western Carolina 69

2009

First Round (March 19; Lexington, Ky.)
Kentucky 81, Chattanooga 76

2010

First Round (March 18; Birmingham, Ala.)
Samford 66, Ole Miss 65
Second Round (March 21; Springfield, Mo.)
Missouri State 75, Samford 54

2011

First Round (March 16; Columbia, S.C.)
South Carolina 67, Appalachian State 54

SOCON IN POSTSEASON PLAY

2012

First Round (March 15; Wilmington, N.C.)

Appalachian State 79, UNCW 73

First Round (March 15; Harrisonburg, Va.)

James Madison 64, Davidson 49

First Round (March 15; Memphis, Tenn.)

Memphis 60, Chattanooga 59

Second Round (March 17; Raleigh, N.C.)

Appalachian State 66, NC State 62

Third Round (March 22; Charlottesville, Va.)

Virginia 74, Appalachian State 58

2013

First Round (March 21; Norfolk, Va.)

Davidson 82, Old Dominion 73

First Round (March 21; Charlotte, N.C.)

Charlotte 79, Appalachian State 61

Second Round (March 24; Charlotte, N.C.)

Charlotte 72, Davidson 60

2014

First Round (March 20; Auburn, Ala.)

Auburn 78, Furman 64

2015

First Round (March 19; Johnson City, Tenn.)

NC State 73, ETSU 58

2016

First Round (March 17; Atlanta, Ga.)

Georgia Tech 73, Mercer 56

2017

First Round (March 16; Tuscaloosa, Ala.)

Alabama 81, Mercer 57

2018

First Round (March 15; Harrisonburg, Va.)

James Madison 60, ETSU 52

First Round (March 15; Birmingham, Ala.)

UAB 60, Chattanooga 50

2019

First Round (March 21; Blacksburg, Va.)

Virginia Tech 92, Furman 65

2021

First Round (March 19; Collierville, Tenn.)

Ole Miss 64, Samford 45

Second Round (March 20; Collierville, Tenn.)

Illinois State 68, Samford 62

2022

First Round (March 17; Murfreesboro, Tenn.)

Middle Tennessee 86, Wofford 56

2023

First Round (March 17; Gainesville, Fla.)

University of Florida 66, Wofford 63

Women's Basketball Invitational

2010

East Region

First Round (March 17; Morehead, Ky.)

No. 2 College of Charleston 67, No. 7 Morehead State 59

First Round (March 18; Charleston, S.C.)

No. 1 Appalachian State 62, No. 8 Charleston Southern 47

Quarterfinals (March 21; Boone, N.C.)

No. 1 Appalachian State 59, No. 5 Fairfield 36

Quarterfinals (March 21; Charleston, S.C.)

No. 2 College of Charleston 76, No. 6 Bradley 66

Semifinals (March 25; Boone, N.C.)

No. 1 Appalachian State 77, No. 2 College of

Charleston 58

Championship (March 28; Boone, N.C.)

No. 1 Appalachian State 79, No. 1 Memphis 71

2011

East Region

First Round (March 17; Elon, N.C.)

No. 3 Elon 103, No. 6 USC Upstate 72

Second Round (March 20; Elon, N.C.)

No. 2 UAB 59, No. 3 Elon 50

2013

East Region

First Round (March 20; Highland Heights, Ky.)

No. 5 College of Charleston 72, No. 4 Northern Kentucky 70

Second Round (March 24; Detroit, Mich.)

No. 1 Detroit 79, No. 5 College of Charleston 67

West Region

First Round (March 20; Elon, N.C.)

No. 4 Elon 68, No. 5 Eastern Kentucky 61

Second Round (March 23; Elon, N.C.)

No. 8 McNeese State 66, No. 4 Elon 58

2015

East Region

First Round (Macon, Ga.)

No. 4 Mercer 83, No. 5 Troy 68

Quarterfinals (Macon, Ga.)

No. 4 Mercer 73, No. 8 Marshall 71

Semifinals (Loudonville, N.Y.)

No. 3 Siena 65, No. 4 Mercer 54

West Region

First Round (Lake Charles, La.)

No. 6 McNeese State 87, No. 3 Furman 70

2017

East Region

First Round (Charleston, S.C.)

UNCG 45, Charleston Southern 37

Quarterfinals (Greensboro, N.C.)

UNCG 87, Brown 84

Semifinals (Greensboro, N.C.)

UNCG 59, Milwaukee 49

Championship (Houston, Texas)

Rice 74, UNCG 62

2018

East Region

First Round (Asheville, N.C.)

Furman 65, UNC Asheville 64

Quarterfinals (Mobile, Ala.)

South Alabama 54, Furman 53

2022

East Region

First Round (Lexington, Ky.)

Bowling Green 82, Furman 61

Second Round (Lexington, Ky.)

Austin Peay 73, Furman 59

Third Round (Lexington, Ky.)

Furman 69, Northeastern 61

2023

East Region

First Round (Lexington, Ky.)

ETSU 81, Florida Atlantic 56

Second Round (Lexington, Ky.)

New Mexico State 57, ETSU 53

Third Round (Lexington, Ky.)

ETSU 96, Georgia Southern 49

POSTSEASON HISTORY BY SCHOOL

ETSU

NCAA Championship (0-3)

3/22/08	No. 3 Oklahoma State	L	73-85	First Round
3/22/09	No. 4 Iowa State	L	53-85	First Round
3/21/10	No. 3 Xavier	L	82-94	First Round

WNIT (0-3)

3/15/07	at Western Carolina	L	63-91	First Round
3/19/15	NC State	L	58-73	First Round
3/15/18	at James Madison	L	52-60	First Round

Women's Basketball Invitational (2-1)

3/17/23	Florida Atlantic	W	81-56	First Round
3/18/23	New Mexico State	L	57-53	Semifinal
3/19/23	Georgia Southern	W	96-49	Third Place Game

Furman

NCAA Championship (0-2)

3/16/95	No. 4 Louisiana Tech	L	52-90	East Regional
3/18/00	No. 1 Tennessee	L	38-90	Midwest Regional

WNIT (0-2)

3/20/14	at Auburn	L	64-78	First Round
3/21/19	at Virginia Tech	L	65-92	First Round

Women's Basketball Invitational (2-4)

3/19/15	at McNeese State	L	70-87	First Round
3/15/18	at UNC Asheville	W	65-64	First Round
3/18/18	at South Alabama	L	53-54	Quarterfinals
3/18/22	at Bowling Green	L	61-82	First Round
3/19/22	vs. Austin Peay	L	59-73	Second Round
3/20/22	vs. Northeastern	W	69-61	Third Round

Mercer

NCAA Championship (0-4)

3/17/18	at Georgia	L	63-68	First Round
3/22/19	at Iowa	L	61-66	First Round
3/21/21	vs. South Carolina	L	53-79	First Round
3/19/22	at UConn	L	38-83	First Round

Women's Basketball Invitational (2-2)

3/21/13	McNeese State	L	70-82	First Round
3/19/15	Troy	W	83-68	First Round
3/22/15	Marshall	W	73-71	Quarterfinals
3/25/15	at Siena	L	54-65	Semifinals

WNIT (0-2)

3/17/16	at Georgia Tech	L	56-73	First Round
3/16/17	at Alabama	L	57-81	First Round

UNCG

NCAA Championship (0-1)

3/13/98	No. 2 Alabama	L	46-94	Midwest Regional
---------	---------------	---	-------	------------------

WNIT (0-1)

3/13/02	at Virginia Tech	L	45-51	First Round
---------	------------------	---	-------	-------------

Women's Basketball Invitational (3-1)

3/16/17	at Charleston Southern	W	45-37	First Round
3/19/17	Brown	W	87-84	Quarterfinals
3/23/17	Milwaukee	W	59-49	Semifinals
3/26/17	at Rice	L	62-74	Final

Samford

NCAA Championship (0-2)

3/20/11	No. 3 Florida State	L	46-76	First Round
3/18/12	No. 2 Duke	L	42-82	First Round

WNIT (1-3)

3/18/10	Mississippi	W	66-65	First Round
3/21/10	at Missouri State	L	54-75	Second Round
3/19/21	vs. Ole Miss	L	45-64	First Round
3/20/21	vs. Illinois State	L	62-68	Consolation Round

Chattanooga

NCAA Championship (1-1)

3/15/89	No. 5 Georgia	L	69-90	East Regional
---------	---------------	---	-------	---------------

3/18/92	No. 5 Clemson	L	72-76	East Regional
3/16/01	No. 5 Clemson	L	49-51	Midwest Regional
3/15/02	No. 4 Penn State	L	67-82	Midwest Regional
3/23/03	No. 5 South Carolina	L	54-68	East Regional
3/20/04	No. 7 Rutgers	W	74-69	First Round
3/22/04	No. 2 Vanderbilt	L	44-60	Second Round
3/18/06	No. 5 Kentucky	L	59-69	First Round
3/18/07	No. 5 Baylor	L	55-68	First Round
3/23/08	No. 5 Kansas State	L	59-69	First Round
3/20/10	No. 4 Oklahoma State	L	63-70	First Round
3/23/13	No. 6 Nebraska	L	59-73	First Round
3/22/14	No. 6 Syracuse	L	53-59	First Round
3/21/15	No. 10 Pittsburgh	L	40-51	First Round
3/18/16	No. 5 Mississippi State	L	50-60	First Round
3/18/17	at No. 4 Louisville	L	62-82	First Round
3/17/23	at Virginia Tech	L	33-58	First Round

WNIT (2-5)

3/16/00	Alabama	W	70-68	First Round
3/18/00	Georgia Tech	L	74-81	Second Round
3/18/05	Villanova	W	50-40	First Round
3/20/05	Kentucky	L	54-91	Second Round
3/19/09	Kentucky	L	76-81 (OT)	First Round
3/15/12	Memphis	L	59-60	First Round
3/15/18	at UAB	L	50-60	First Round

Western Carolina

NCAA Championship (0-2)

3/20/05	No. 1 Tennessee	L	43-94	First Round
3/21/09	No. 4 Vanderbilt	L	44-73	First Round

WNIT (1-2)

3/16/07	ETSU	W	91-63	First Round
3/18/07	at Virginia Tech	L	64-74	Second Round
3/19/08	at Middle Tennessee	L	69-104	First Round

Wofford

WNIT (0-2)

3/17/22	at Middle Tennessee	L	56-86	First Round
---------	---------------------	---	-------	-------------



Chattanooga's Alex Anderson made three appearances in the NCAA Championship in her four-year Mocs career (2004-08), averaging 14.0 points and 8.7 rebounds in three first-round games.

YEAR-BY-YEAR STANDINGS

SOUTHERN CONFERENCE CHAMPIONS

Year	Regular-season	Tournament	Year	Regular-season	Tournament
1983-84	Chattanooga	Chattanooga	2003-04	Chattanooga	Chattanooga
1984-85	Chattanooga, Marshall	Chattanooga	2004-05	Chattanooga	Western Carolina
1985-86	Chattanooga, Marshall	Chattanooga	2005-06	Chattanooga	Chattanooga
1986-87	Appalachian State, Marshall	Appalachian State	2006-07	Chattanooga, Western Carolina	Chattanooga
1987-88	Appalachian State, Marshall	Appalachian State	2007-08	Chattanooga	Chattanooga
1988-89	Appalachian State, Marshall	Chattanooga	2008-09	Chattanooga	Western Carolina
1989-90	Furman	Appalachian State	2009-10	Chattanooga	Chattanooga
1990-91	Chattanooga	Appalachian State	2010-11	Appalachian State	Samford
1991-92	Chattanooga, Furman	Chattanooga	2011-12	Appalachian State, Davidson	Samford
1992-93	Furman	Georgia Southern	2012-13	Chattanooga	Chattanooga
1993-94	Georgia Southern	Georgia Southern	2013-14	Chattanooga	Chattanooga
1994-95	ETSU	Furman	2014-15	Chattanooga	Chattanooga
1995-96	Appalachian State	Appalachian State	2015-16	Mercer, Chattanooga	Chattanooga
1996-97	Furman	Marshall	2016-17	Mercer, Chattanooga	Chattanooga
1997-98	Georgia Southern	UNCG	2017-18	Mercer	Mercer
1998-99	UNCG	Appalachian State	2018-19	Mercer	Mercer
1999-00	Chattanooga	Furman	2019-20	UNCG, Samford, Chattanooga	Samford
2000-01	Chattanooga, Georgia Southern	Chattanooga	2020-21	Samford	Mercer
2001-02	Chattanooga, UNCG	Chattanooga	2021-22	Mercer	Mercer
2002-03	Chattanooga	Chattanooga	2022-23	Wofford	Chattanooga

1983-84	CONF		ALL		Pts.	Opp.
	W	L	W	L		
Chattanooga	7	1	26	5	2,283	1,962
ETSU	6	2	18	9	1,810	1,655
Marshall	5	3	18	10	2,149	1,875
Western Carolina	2	6	10	16	1,733	1,660
Appalachian State	0	8	6	22	1,807	2,058
Furman	0	0	14	13	1,869	1,863
Davidson	0	0	0	25	915	2,342

1984-85	CONF		ALL		Pts.	Opp.
	W	L	W	L		
Marshall	9	1	19	10	2,392	2,156
Chattanooga	9	1	16	13	2,050	2,189
Appalachian State	5	5	16	12	2,148	1,913
ETSU	5	5	13	14	1,843	1,797
Furman	1	9	7	18	1,670	1,914
Western Carolina	1	9	7	19	1,636	2,033
Davidson	0	0	3	18	1,113	1,740

1985-86	CONF		ALL		Pts.	Opp.
	W	L	W	L		
Marshall	8	2	18	11	2,158	2,043
Chattanooga	8	2	19	10	2,146	2,131
Appalachian State	5	5	16	13	2,169	1,993
ETSU	5	5	13	15	1,941	1,953
Furman	2	8	13	14	2,022	2,031
Western Carolina	2	8	8	18	1,637	1,887
Davidson	0	0	10	8	1,177	1,093

1986-87	CONF		ALL		Pts.	Opp.
	W	L	W	L		
Appalachian State	9	1	24	7	2,543	2,164
Marshall	9	1	24	5	2,152	1,802
ETSU	4	6	9	17	1,882	1,986
Western Carolina	4	6	11	15	1,589	1,734
Chattanooga	3	7	7	20	1,843	2,084
Furman	1	9	8	20	1,869	2,094

1987-88	CONF		ALL		Pts.	Opp.
	W	L	W	L		
Appalachian State	8	2	24	4	2,343	1,889
Marshall	8	2	18	10	1,980	1,801
Chattanooga	6	4	19	9	2,138	1,973
Furman	4	6	17	12	2,204	2,121
Western Carolina	3	7	11	16	1,772	1,926
ETSU	1	9	7	18	1,814	1,950

1988-89	CONF		ALL		Pts.	Opp.
	W	L	W	L		
Appalachian State	9	1	19	8	2,137	1,954
Marshall	9	1	18	10	1,852	1,779
Chattanooga	5	5	19	12	2,363	2,214
Furman	3	7	19	10	2,233	2,048
ETSU	2	8	7	19	1,822	1,948
Western Carolina	2	8	13	15	1,915	2,004

1989-90	CONF		ALL		Pts.	Opp.
	W	L	W	L		
Furman	8	2	20	9	2,440	2,093
Appalachian State	7	3	20	9	2,152	2,060

Chattanooga	6	4	16	13	2,222	2,208
ETSU	5	5	15	13	2,080	2,048
Marshall	4	6	10	18	2,055	2,084
Western Carolina	0	10	8	19	1,841	2,000

1990-91	CONF		ALL		Pts.	Opp.
	W	L	W	L		
Chattanooga	8	2	20	8	2,207	1,964
Marshall	7	3	20	8	1,920	1,659
ETSU	6	4	15	13	2,087	2,179
Appalachian State	5	5	19	14	2,521	2,519
Furman	4	6	14	14	2,318	2,171
Western Carolina	0	10	4	23	1,785	2,255

1991-92	CONF		ALL		Pts.	Opp.
	W	L	W	L		
Furman	8	2	17	9	1,923	1,923
Chattanooga	8	2	18	12	2,156	2,156
Marshall	6	4	15	13	1,831	1,831
Appalachian State	5	5	9	18	2,221	2,221
ETSU	2	8	7	19	2,071	2,071
Western Carolina	1	9	6	22	2,151	2,151
Georgia Southern	0	0	14	16	2,401	2,401

1992-93	CONF		ALL		Pts.	Opp.
	W	L	W	L		
Furman	10	2	17	11	2,170	2,048
Chattanooga	9	3	15	13	2,071	2,018
Georgia Southern	9	3	21	9	2,213	1,917
Marshall	5	7	15	13	1,925	1,918
Appalachian State	4	8	10	17	2,083	2,102
ETSU	4	8	7	18	1,813	2,079
Western Carolina	1	11	7	20	1,804	2,038
Davidson	0	0	9	13	1,329	1,453

1993-94	CONF		ALL		Pts.	Opp.
	W	L	W	L		
Georgia Southern	11	2	21	9	2,266	2,113
Appalachian State	10	3	20	8	2,220	1,927
Furman	9	4	14	14	2,144	2,030
Chattanooga	7	6	15	13	2,015	1,974
Marshall	6	7	12	15	1,895	1,997
ETSU	5	8	12	14	2,016	1,982
Western Carolina	1	12	5	22	1,657	2,279
Davidson	0	7	5	21	1,672	1,941

1994-95	CONF		ALL		Pts.	Opp.
	W	L	W	L		
ETSU	11	3	21	9	2,432	2,266
Georgia Southern	10	4	16	12	2,224	2,049
Furman	10	4	18	12	2,275	2,198
Appalachian State	9	5	19	9	2,150	1,905
Marshall	6	8	14	13	1,936	2,037
Chattanooga	6	8	10	17	1,758	1,839
Western Carolina	4	10	9	18	1,954	2,157
Davidson	0	14	4	23	1,773	2,003

1995-96	CONF		ALL		Pts.	Opp.
	W	L	W	L		
Appalachian State	14	0	24	6	2,418	2,129
Marshall	9	5	15	14	2,193	2,109
Georgia Southern	7	7	15	13	2,213	2,266
Davidson	7	7	14	12	1,875	1,772
Chattanooga	6	8	12	15	1,717	1,864
Furman	6	8	10	17	1,759	1,897
Western Carolina	4	10	9	18	1,822	1,953
ETSU	3	11	9	17	1,963	2,016

1996-97	CONF		ALL		Pts.	Opp.
	W	L	W	L		
Furman	10	4	19	8	1,948	1,845
Marshall	9	5	18	12	2,280	2,226
Appalachian State	8	6	16	12	2,031	1,902
Georgia Southern	8	6	16	13	2,087	2,100
Davidson	7	7	15	11	1,881	1,761
Chattanooga	6	8	12	15	1,778	1,819
Western Carolina	5	9	11	16	1,827	1,937
ETSU	3	11	11	17	1,952	2,100



Furman's Rushia Brown (1989-94) helped the Paladins to three regular-season SoCon titles during her career.

YEAR-BY-YEAR STANDINGS

1997-98	CONF		ALL			
	W	L	W	L	Pts.	Opp.
Georgia Southern	13	3	18	11	2,230	2,192
UNCG	12	4	21	9	2,201	2,048
Davidson	12	4	18	9	2,037	1,872
Furman	11	5	16	13	2,092	2,145
ETSU	8	8	11	15	1,970	1,930
Appalachian State	8	8	9	17	1,594	1,784
Western Carolina	4	12	7	20	1,491	2,037
Chattanooga	3	13	8	19	1,699	1,846
Wofford	1	15	5	23	1,969	2,134

1998-99	CONF		ALL			
	W	L	W	L	Pts.	Opp.
UNCG	14	4	20	8	2,071	1,846
ETSU	12	5	16	12	2,018	1,990
Georgia Southern	12	6	13	14	2,020	2,051
Davidson	11	7	18	10	2,139	2,012
Furman	10	8	13	14	1,821	1,909
Appalachian State	7	10	14	15	2,118	2,181
Western Carolina	8	10	10	17	1,820	2,006
Chattanooga	8	10	10	17	1,897	2,007
Wofford	4	14	9	19	1,908	2,107
College of Charleston	3	15	6	21	1,696	1,862

1999-00	CONF		ALL			
	W	L	W	L	Pts.	Opp.
Chattanooga	17	1	26	5	2,284	1,904
Furman	13	5	20	11	2,184	2,016
ETSU	12	6	15	12	1,930	1,883
UNCG	11	7	18	11	1,995	1,882
Appalachian State	9	9	13	15	1,964	2,068
Georgia Southern	9	9	10	18	1,994	2,130
Davidson	8	10	10	17	1,779	1,882
Western Carolina	6	12	11	17	1,852	1,939
Wofford	4	14	10	18	1,732	1,872
College of Charleston	1	17	4	23	1,426	1,952

2000-01	CONF		ALL			
	W	L	W	L	Pts.	Opp.
Chattanooga	15	3	24	7	2,331	1,931
Georgia Southern	15	3	22	7	2,157	1,928
UNCG	14	4	22	8	2,078	1,791
Furman	12	6	19	10	2,042	1,857
Western Carolina	7	11	13	15	1,991	1,983
ETSU	7	11	7	21	1,894	2,195
College of Charleston	7	11	11	17	1,839	1,970
Wofford	6	12	11	18	1,921	1,979
Davidson	4	14	9	19	1,766	2,018
Appalachian State	3	15	6	23	1,973	2,279

2001-02	CONF		ALL			
	W	L	W	L	Pts.	Opp.
Chattanooga	14	4	23	8	2,331	1,931
UNCG	14	4	21	10	2,078	1,791
Furman	11	7	17	12	2,042	1,857
Georgia Southern	10	8	13	14	2,157	1,928
Western Carolina	9	9	17	11	1,991	1,983
Wofford	9	9	16	13	1,921	1,979
College of Charleston	7	11	14	14	1,839	1,970
Davidson	6	12	10	18	1,766	2,018
ETSU	5	13	10	18	1,894	2,195
Appalachian State	5	13	10	19	1,973	2,279

2002-03	CONF		ALL			
	W	L	W	L	Pts.	Opp.
Chattanooga	16	2	26	5	2,262	1,874
Western Carolina	14	4	21	7	1,913	1,786
Georgia Southern	12	6	20	10	2,054	1,895
Furman	11	7	16	13	1,940	1,835
UNCG	10	8	14	13	1,698	1,727
Appalachian State	8	10	9	19	1,862	2,001
Davidson	8	10	15	15	1,986	1,966
ETSU	6	12	9	19	1,876	2,147
College of Charleston	4	14	10	19	1,948	2,010
Wofford	1	17	4	24	1,679	2,120

2003-04	CONF		ALL			
	W	L	W	L	Pts.	Opp.
Chattanooga	20	0	29	3	2,330	1,853
Furman	14	6	18	11	1,981	1,721
Davidson	13	7	16	12	1,796	1,730
ETSU	13	7	13	14	1,764	1,838
Elon	12	8	17	12	1,809	1,891
Western Carolina	10	10	14	17	1,966	1,984
UNCG	9	11	9	19	1,654	1,810



Jacinda Lambert helped guide UNCG to a share of the regular-season championship in 2001-02.

Georgia Southern	9	11	15	14	1,692	1,757
Appalachian State	6	14	7	21	1,851	2,006
College of Charleston	4	16	7	22	1,732	2,049
Wofford	0	20	0	28	1,560	2,091

2004-05	CONF		ALL			
	W	L	W	L	Pts.	Opp.
Chattanooga	19	1	24	4	2,020	1,639
Davidson	14	6	18	11	1,943	1,803
Furman	13	7	18	10	1,854	1,753
UNCG	11	9	14	14	1,737	1,756
Georgia Southern	11	9	16	14	1,940	1,972
Western Carolina	10	10	18	13	2,221	2,240
College of Charleston	10	10	15	14	1,683	1,769
ETSU	9	11	13	17	1,995	1,989
Appalachian State	8	12	11	17	1,772	1,777
Elon	3	17	4	24	1,467	1,803
Wofford	2	18	4	24	1,672	2,004

2005-06	CONF		ALL			
	W	L	W	L	Pts.	Opp.
Chattanooga	18	0	27	4	2,328	1,905
UNCG	12	6	18	12	2,023	1,924
Davidson	12	6	17	12	1,918	1,827
Appalachian State	11	7	15	13	1,878	1,961
Western Carolina	8	10	9	20	1,990	2,087
Elon	7	11	12	16	1,550	1,580
College of Charleston	7	11	11	17	1,652	1,813
Georgia Southern	7	11	11	18	1,870	2,030
Furman	5	13	10	20	1,838	2,041
Wofford	3	15	7	21	1,718	1,942

2006-07	CONF		ALL			
	W	L	W	L	Pts.	Opp.
Western Carolina	15	3	24	10	2,358	2,239
Chattanooga	15	3	25	8	2,379	2,109
Davidson	13	5	23	9	2,260	1,964
UNCG	13	5	20	10	1,990	1,912
Georgia Southern	7	11	13	18	1,953	2,073
Wofford	7	11	13	16	1,748	1,878
Appalachian State	6	12	13	18	2,093	2,111
College of Charleston	5	13	10	20	1,723	1,795
Furman	5	13	11	20	1,748	1,899
Elon	4	14	10	20	1,565	1,810

2007-08	CONF		ALL			
	W	L	W	L	Pts.	Opp.
Chattanooga	18	0	29	4	2,297	1,866
Western Carolina	15	3	25	9	2,518	2,275
Davidson	13	5	19	11	1,949	1,868
Georgia Southern	13	5	17	13	1,841	1,847
College of Charleston	9	9	14	16	1,718	1,765
Elon	6	12	12	20	1,908	1,929
Furman	5	13	10	20	1,820	1,975
Appalachian State	5	13	8	22	1,887	2,160
UNCG	4	14	7	24	1,647	1,993
Wofford	2	16	10	21	1,890	2,099

2008-09	CONF		ALL			
	W	L	W	L	Pts.	Opp.
Chattanooga	17	3	22	10	2,226	1,862
Samford	16	4	22	7	1,766	1,542
College of Charleston	14	6	23	8	2,013	1,858
Western Carolina	14	6	21	12	2,255	2,143
Georgia Southern	11	9	16	14	1,774	1,772
Davidson	11	9	12	18	1,961	2,043
UNCG	9	11	13	18	1,780	1,857
Appalachian State	7	13	9	22	1,840	2,151
Furman	6	14	12	18	1,862	1,955
Wofford	3	17	5	24	1,810	2,063
Elon	2	18	5	26	1,733	2,108



Miranda Warfield (2000-04) helped Chattanooga to SoCon regular-season and tournament titles in each of her four years on the squad and was named MVP of the SoCon Championship in 2002 and 2003.

2009-10	CONF		ALL		Pts.	Opp.
	W	L	W	L		
Chattanooga	16	4	24	9	2,216	2,042
Samford	14	6	23	11	2,151	1,975
Appalachian State	14	6	23	12	2,336	2,191
College of Charleston	13	7	21	12	2,078	2,011
Georgia Southern	13	7	19	12	1,841	1,752
Davidson	12	8	14	15	1,921	1,919
Elon	6	14	12	19	2,000	2,043
UNCG	6	14	10	20	1,748	1,941
Wofford	6	14	8	21	1,759	2,014
Western Carolina	6	14	7	23	1,765	1,919
Furman	4	16	7	24	1,730	1,961

2010-11	CONF		ALL		Pts.	Opp.
	W	L	W	L		
Appalachian State	17	3	25	7	2,338	1,968
Samford	15	5	25	8	2,098	1,864
Chattanooga	13	7	17	14	2,071	2,037
Elon	12	8	20	13	2,247	2,120
Furman	10	10	14	16	1,866	1,921
UNCG	10	10	13	16	1,769	1,841
Georgia Southern	9	11	12	18	1,753	1,828
Davidson	8	12	14	17	1,913	1,878
College of Charleston	7	13	10	20	1,566	1,819
Western Carolina	6	14	9	22	1,699	1,950
Wofford	3	17	8	22	1,822	2,122

2011-12	CONF		ALL		Pts.	Opp.
	W	L	W	L		
Appalachian State	17	3	27	7	2,266	1,977
Davidson	17	3	22	10	1,962	1,733
Chattanooga	16	4	22	10	1,988	1,829
Samford	12	8	20	13	1,978	1,897
Elon	12	8	20	13	1,887	1,901
Furman	10	10	15	16	1,893	1,982
Western Carolina	8	12	14	17	1,629	1,751
College of Charleston	6	14	7	23	1,421	1,713
Wofford	5	15	13	18	1,836	1,884
Georgia Southern	4	16	8	22	1,553	1,772
UNCG	3	17	4	25	1,438	1,844

2012-13	CONF		ALL		Pts.	Opp.
	W	L	W	L		
Chattanooga	19	1	29	4	2,262	1,811
Davidson	16	4	22	13	2,195	2,005
Elon	14	6	19	14	2,168	2,101
Appalachian State	13	7	20	11	2,131	1,839
College of Charleston	11	9	16	16	1,995	2,026
Samford	11	9	15	16	1,670	1,685
Furman	8	12	12	18	1,790	2,036
Georgia Southern	6	14	8	23	1,652	1,951
Western Carolina	5	15	7	23	1,517	1,799
UNCG	4	16	8	23	1,772	2,124
Wofford	3	17	8	21	1,627	1,813

2013-14	CONF		ALL		Pts.	Opp.
	W	L	W	L		
Chattanooga	18	0	29	4	2,302	1,856
Furman	12	6	18	13	2,077	2,030
Davidson	11	7	16	16	2,221	2,273
Appalachian State	10	8	13	16	1,834	1,889
Elon	10	8	15	16	2,009	2,072
Samford	8	10	10	20	1,633	1,765
Western Carolina	7	11	15	17	1,965	2,001
Georgia Southern	7	11	10	21	1,933	2,185
Wofford	4	14	6	23	1,703	2,023
UNCG	3	15	7	23	1,905	2,196

2014-15	CONF		ALL		Pts.	Opp.
	W	L	W	L		
Chattanooga	14	0	29	4	2,067	1,665
ETSU	11	3	21	12	2,246	2,129
Mercer	9	5	20	15	2,337	2,240
Samford	8	6	15	15	1,782	1,722
Furman	7	7	19	14	2,249	2,175
Western Carolina	3	11	11	19	1,855	1,950
Wofford	3	11	8	22	1,695	1,949
UNCG	1	13	6	24	1,905	2,224

2015-16	CONF		ALL		Pts.	Opp.
	W	L	W	L		
Mercer	12	2	24	9	2,129	1,857
Chattanooga	12	2	24	8	1,847	1,692
Samford	11	3	20	11	1,719	1,555
ETSU	8	6	16	14	1,808	1,862
Furman	7	7	15	16	1,968	1,983



ETSU's Destiny Mitchell nearly averaged a double-double for the Bucs in 2014-15, their first season back in the league after a nine-year absence. Mitchell scored 11.2 points per game and pulled down a SoCon-best 9.1 rebounds per contest as ETSU finished second in the regular-season standings and reached the SoCon tournament title game, where it fell to a nationally ranked Chattanooga squad in overtime.

Wofford	3	11	9	20	1,747	1,907
Western Carolina	3	11	7	22	1,811	2,020
UNCG	0	14	8	22	1,965	2,203

2016-17	CONF		ALL		Pts.	Opp.
	W	L	W	L		
Mercer	12	2	25	7	2,106	1,814
Chattanooga	12	2	21	11	1,950	1,872
ETSU	8	6	16	14	1,950	1,925
UNCG	7	7	20	15	2,225	2,104
Furman	7	7	14	17	1,920	1,834
Samford	4	10	12	19	1,710	1,803
Wofford	3	11	13	17	1,853	1,912
Western Carolina	3	11	8	22	1,699	2,019

2017-18	CONF		ALL		Pts.	Opp.
	W	L	W	L		
Mercer	14	0	30	3	2,332	1,811
ETSU	11	3	20	13	2,215	2,125
Chattanooga	8	6	17	13	1,764	1,700
Furman	7	7	18	14	2,062	1,992
Samford	6	8	15	16	1,795	1,931
UNCG	6	8	13	18	1,959	1,925
Wofford	3	11	10	20	1,878	1,994
Western Carolina	1	13	5	25	1,648	1,918

2018-19	CONF		ALL		Pts.	Opp.
	W	L	W	L		
Mercer	14	0	25	8	2,226	2,023
Furman	9	5	19	14	2,132	2,102
Chattanooga	8	6	14	17	1,923	1,994
ETSU	8	6	10	21	2,103	2,243
Wofford	7	7	16	15	2,258	2,100
UNCG	5	9	11	19	1,910	1,826
Samford	5	9	10	20	1,753	1,953
Western Carolina	0	14	4	26	1,609	2,080

2019-20	CONF		ALL		Pts.	Opp.
	W	L	W	L		
UNCG	10	4	23	9	2,049	1,771
Samford	10	4	18	14	2,117	2,002
Chattanooga	10	4	11	18	1,628	1,884
Furman	8	6	19	12	2,035	1,900
Wofford	8	6	15	15	2,041	1,840
ETSU	4	10	9	21	1,761	2,048
Mercer	4	10	8	23	1,831	2,054
Western Carolina	2	12	5	25	1,654	1,996

2020-21	CONF		ALL		Pts.	Opp.
	W	L	W	L		
Samford	11	2	14	11	1,706	1,579
Mercer	10	3	19	7	1,777	1,559
Chattanooga	9	5	14	10	1,525	1,495
Wofford	7	7	13	11	1,500	1,472
Furman	6	8	11	14	1,494	1,534
UNCG	6	8	8	16	1,209	1,369
Western Carolina	3	10	6	18	1,327	1,542
ETSU	1	10	4	16	1,166	1,329

2021-22	CONF		ALL		Pts.	Opp.
	W	L	W	L		
Mercer	13	1	23	7	1,895	1,624
Wofford	11	3	17	14	1,995	1,839
Furman	10	4	20	14	1,994	1,896
Samford	7	7	13	17	1,908	2,014
UNCG	5	9	9	19	1,524	1,578
Chattanooga	5	9	7	22	1,808	2,063
ETSU	5	9	6	22	1,550	1,905
Western Carolina	0	14	7	23	1,567	1,804

2022-23	CONF		ALL		Pts.	Opp.
	W	L	W	L		
Wofford	10	4	22	10	2,230	2,081
ETSU	9	5	25	10	2,253	1,950
Chattanooga	9	5	20	13	1,941	1,809
UNCG	8	6	16	14	1,964	1,919
Mercer	8	6	12	16	1,813	1,827
Samford	7	7	13	17	1,967	2,028
Furman	3	11	11	19	1,898	1,916
Western Carolina	2	12	9	21	1,636	1,959

SOCON TOURNAMENT RESULTS

1984

FIRST ROUND

(at Huntington, W.Va.)

Marshall 89, Furman 61

(at Cullowhee, N.C.)

Western Carolina 75, Appalachian State 66

SEMIFINALS (at Chattanooga, Tenn.)

ETSU 66, Marshall 64

Chattanooga 74, Western Carolina 54

CHAMPIONSHIP (at Chattanooga, Tenn.)

Chattanooga 60, ETSU 45

ETSU – Blair 1 1-4 3, Mills 3 1-1 7, Jaffe 3 0-0 6, Hines 3 2-4 8, Skala 3 2-2 8, Caldwell 0 0-0 0, Larkey 5 3-4 13. Totals: 18 9-15 45.

CHATTANOOGA – Horsey 6 2-2 14, McClure 4 0-1 8, Chairs 8 7-8 23, Irby 5 1-4 11, Weems 0 2-3 2, McCord 1 0-0 2, Hill 0 0-0 0, Benson 0 0-0 0. Totals: 24 12-18 60.

Halftime – Chattanooga 23, ETSU 21.

1985

FIRST ROUND

(at Johnson City, Tenn.)

ETSU 72, Western Carolina 51

(at Boone, N.C.)

Appalachian State 86, Furman 68

SEMIFINALS (at Johnson City, Tenn.)

Chattanooga 75, ETSU 70

Marshall 68, Appalachian State 62

CHAMPIONSHIP (at Johnson City, Tenn.)

Chattanooga 88, Marshall 76

MARSHALL – Pelphrey 12 4-4 28, Wiggins 2 0-0 4, Shepherd 7 4-4 18, May 0 1-2 1, Abercrombie 3 1-2 7, Cromer 1 0-0 2, Lewis 6 0-0 12, Grau 2 0-0 4, Gibson 0 0-0 0. Totals: 33 10-12 76.

CHATTANOOGA – Kirk 3 2-3 8, McClure 9 2-2 20, Bush 6 1-2 13, McCord 3 2-2 8, Weems 5 6-6 16, Corn 0 0-0 0, Bell 2 5-6 9, Benson 4 0-2 8, Jackson 2 2-2 6. Totals: 34 20-25 88.

Halftime – Chattanooga 43, Marshall 30.

1986

at Boone, N.C.

FIRST ROUND

ETSU 68, Western Carolina 62

Appalachian State 83, Furman 64

SEMIFINALS

Chattanooga 86, Appalachian State 79

Marshall 77, ETSU 72

CHAMPIONSHIP

Chattanooga 77, Marshall 69

MARSHALL – Wiggins 6 3-3 15, Pelphrey 8 1-2 17, Van Liew 0 0-0 0, May 10 1-2 21, Abercrombie 2 0-0 4, Lewis 2 0-0 4, McClurkin 3 0-0 6, Leavitt 0 2-2 2. Totals: 31 6-8 69.

CHATTANOOGA – Bell 3 2-2 8, Kirk 6 3-4 15, Bush 2 0-0 4, Winton 6 3-3 15, McCord 4 3-6 11, Mosley 1 0-0 2, Corn 1 3-4 5, Benson 5 0-0 10, Cruse 1 0-0 2, Hubbard 2 1-2 5, Jackson 0 0-0 0. Totals: 31 15-21 77.

Halftime – Chattanooga 40, Marshall 37.

1987

at Cullowhee, N.C.

FIRST ROUND

Western Carolina 70, Furman 58

ETSU 77, Chattanooga 74

SEMIFINALS

Marshall 83, ETSU 81 (2OT)

Appalachian State 86, Western Carolina 66

CHAMPIONSHIP

Appalachian State 68, Marshall 65

APPALACHIAN STATE – Laney 3 4-4 10, Robinson 6 1-3 13, Whiteside 12 2-10 26, Swicegood 2 0-1 4, Dalton 3 4-4 10, Brackett 0 0-0 0, Sigmon 1 3-4 5. Totals: 27 14-26 68.

MARSHALL – Lewis 6 1-2 13, Parsley 0 0-0 0, Simms 9 2-2 20, McClurkin 1 1-2 3, Wiggins 5 7-8 17, Leavitt 2 1-2 5, Triplin 3 1-1 7. Totals: 26 13-16 65.

Halftime – Marshall 35, Appalachian State 27.

1988

at Huntington, W.Va.

FIRST ROUND

Chattanooga 70, ETSU 68

Furman 63, Western Carolina 55

SEMIFINALS

Appalachian State 104, Furman 77

Marshall 80, Chattanooga 77

CHAMPIONSHIP

Appalachian State 72, Marshall 67

APPALACHIAN STATE – Laney 3 3-4 9, Johnson 8 0-0 16, Whiteside 10 4-12 24, Swicegood 2 0-0 4, Dalton 5 4-4 14, Brackett 2 0-0 4, Sigmon 0 0-0 0. Totals: 30 11-20 72.

MARSHALL – McClurkin 3 1-2 7, Scott 7 0-1 14, Parsley 2 1-1 5, Stephenson 1 2-2 4, Lewis 7 4-4 18, Johnson 4 0-0 9, Jones 0 0-0 0, Leavitt 1 2-2 4, Shipp 0 0-0 0, Deal 2 2-2 6. Totals: 27 12-14 67.

3-point goals – Appalachian State 1 (Dalton); Marshall 1 (Johnson).

Halftime – Appalachian State 39, Marshall 33.

1989

at Johnson City, Tenn.

FIRST ROUND

Chattanooga 67, Western Carolina 53

Furman 70, ETSU 69

SEMIFINALS

Furman 75, Marshall 56

Chattanooga 80, Appalachian State 73

CHAMPIONSHIP

Chattanooga 69, Furman 65

FURMAN – Whitaker 3 0-0 6, Greene 6 2-2 14, McKinney 1 4-5 6, Glass 2 1-2 5, Mischel 0 0-0 0, Rhynehardt 9 3-4 21, Haus 0 2-2 2, Geary 3 3-3 9, Cleckley 1 0-0 2. Totals: 25 15-18 65.

CHATTANOOGA – Copeland 0 0-0 0, Stallings 4 0-2 8, Powell 6 3-7 15, Winton 5 0-1 13, Smith 2 6-6 11, Wales 1 0-0 2, Carroll 1 1-2 3, Beightol 2 1-2 5, Blackburn 0 0-0 0, Mayfield 4 0-0 11. Totals: 25 11-20 68.

3-point goals – Chattanooga 7 (Winton 3, Mayfield 3, Smith).

Halftime – Chattanooga 36, Furman 27.

1990

at Johnson City, Tenn.

FIRST ROUND

ETSU 61, Marshall 58

Chattanooga 80, Western Carolina 78

SEMIFINALS

Appalachian State 70, Chattanooga 67

Furman 98, ETSU 84

CHAMPIONSHIP

Appalachian State 94, Furman 90

APPALACHIAN STATE – Thomas 5 13-18 23, Smith 5 4-6 14, Cunningham 12 3-5 27, Gruca 6 4-6 19, Morgan 1 0-1 2, Cain 3 0-0 6, Inman 0 0-0 0, Konrad 1 0-0 2. Totals: 33 24-36 94.

FURMAN – Greene 4 3-3 11, Brown 7 1-2 15, Cleckley 7 0-0 14, Rhynehardt 6 7-10 19, Glass 8 2-2 18, Mischel 2 1-1 5, Geary 0 2-2 2, McKinney 3 0-0 6. Totals: 37 16-20 90.

3-point goals – Appalachian State 4 (Gruca 3, Smith).

Halftime – Appalachian State 57, Furman 36.

1991

at Johnson City, Tenn.

FIRST ROUND

Appalachian State 84, Furman 77

ETSU 88, Western Carolina 69

SEMIFINALS

Appalachian State 89, Chattanooga 87

ETSU 72, Marshall 66

CHAMPIONSHIP

Appalachian State 98, ETSU 87

APPALACHIAN STATE – Ikard 4 2-4 10, Gruca 3 0-1 9, Thomas 12 3-3 27, Roberson 7 2-2 17, Yount 9 3-6

24, Cannon 0 0-0 0, Hitchcock 0 0-0 0, Konrad 4 3-6 11, Coker 0 0-0 0. Totals: 40 13-25 98.

ETSU – Colclough 3 1-2 7, Cantrell 3 1-2 8, Louallen 11 5-8 27, Hopson 13 10-10 36, Bridges 2 0-1 4, Cooke 1 0-0 3, Lawson 1 0-0 2, Carter 0 0-0 0, Fryar 0 0-1 0. Totals: 34 17-24 87.

3-point goals – Appalachian State 5 (Gruca 3, Roberson, Yount); ETSU 2 (Cantrell, Cooke).

Halftime – Appalachian State 52, ETSU 43.

1992

at Johnson City, Tenn.

FIRST ROUND

Western Carolina 59, Marshall 58 (OT)

ETSU 96, Appalachian State 74

SEMIFINALS

Furman 83, ETSU 70

Chattanooga 84, Western Carolina 69

CHAMPIONSHIP

Chattanooga 84, Furman 66

CHATTANOOGA – Dowdell 6 3-5 15, Carroll 8 0-0 16, Brown 6 1-2 13, Barnett 3 3-3 11, Cameron 1 7-8 9, Childers 0 0-0 0, Alexander 0 0-0 0, Reynolds 2 4-4 8, Wooden 0 0-0 0, Curtis 1 0-0 2, Overcast 4 2-2 10. Totals: 31 20-24 84.

FURMAN – Rhynehardt 1 3-4 5, Armstrong 4 4-7 12, R. Brown 10 1-3 21, Jones 2 1-2 5, Stanley 5 0-0 14, Sims 1 0-0 3, Blackwell 0 0-0 0, Fails 0 0-0 0, Creamer 0 0-0 0, C. Brown 3 0-0 6, Levesque 0 0-0 0. Totals: 26 9-16 66.

3-point goals – Chattanooga 2 (Barnett 2); Furman 5 (Stanley 4, Sims).

Halftime – Chattanooga 45, Furman 31.

1993

at Johnson City, Tenn.

FIRST ROUND

Marshall 74, ETSU 55

Chattanooga 91, Western Carolina 66

Georgia Southern 66, Appalachian State 56

SEMIFINALS

Furman 74, Marshall 58

Georgia Southern 83, Chattanooga 73

CHAMPIONSHIP

Georgia Southern 76, Furman 73

GEORGIA SOUTHERN – Autrey 4 0-0 8, Dunn 3 0-0 7, Christmas 4 3-7 11, Johnson 4 6-8 14, G. Smith 2 0-1 4, Williams 0 0-0 0, Copeland 5 0-0 10, Primeaux 0 0-0 0, Anderson 6 0-0 15, McClelland 1 0-2 2, S. Smith 2 1-4 5. Totals: 31 10-22 76.

FURMAN – Armstrong 3 0-1 6, Creamer 6 2-5 14, R. Brown 7 3-5 17, Jones 1 7-8 9, Stanley 4 7-8 18, Sims 1 0-0 3, Wilson 0 0-0 0, C. Brown 3 0-0 6, Levesque 0 0-0 0. Totals: 25 19-27 73.

3-point goals – Georgia Southern 4 (Anderson 3, Dunn); Furman 4 (Stanley 3, Sims).

Halftime – Furman 40, Georgia Southern 35.

1994

at Greenville, S.C.

FIRST ROUND

Georgia Southern 71, Davidson 62

Appalachian State 77, Western Carolina 57

Furman 89, ETSU 75

Chattanooga 70, Marshall 56

SEMIFINALS

Georgia Southern 85, Chattanooga 72

Furman 77, Appalachian State 73

CHAMPIONSHIP

Georgia Southern 59, Furman 55

GEORGIA SOUTHERN – Autrey 7 2-7 16, Johnson 5 2-2 12, Tyson 0 0-0 0, Childers 2 0-0 6, Copeland 5 3-4 14, Primeaux 0 2-2 2, James 1 0-0 2, Anderson 2 1-2 6, Askew 0 1-2 1, Spake 0 0-0 0. Totals: 22 11-19 59.

FURMAN – Creamer 5 0-0 11, Levesque 3 0-0 6, Brown 7 5-9 19, Stanley 2 2-2 7, Jones 2 3-4 9, Sims 0 0-0 0, Nate Jackson 1 1-2 3, Natasha Jackson 0 0-1 0. Totals: 20 11-18 55.

3-point goals – Georgia Southern 4 (Childers 2, Copeland 1, Anderson 1); Furman 4 (Jones 2,

SOCON TOURNAMENT RESULTS

Creamer 1, Stanley 1).
Halftime – Furman 25, Georgia Southern 16.

1995

FIRST ROUND (at Johnson City, Tenn.)

ETSU 88, Davidson 70
(at Statesboro, Ga.)
Georgia Southern 95, Western Carolina 55
(at Greenville, S.C.)

Furman 48, Chattanooga 45
(at Boone, N.C.)
Appalachian State 90, Marshall 71

SEMIFINALS (at Asheville, N.C.)

ETSU 79, Appalachian State 69
Furman 74, Georgia Southern 61

CHAMPIONSHIP (at Asheville, N.C.)

Furman 88, ETSU 85
FURMAN – Creamer 12 0-1 24, Bristow 3 8-10 14, Levesque 0 0-0 0, Stanley 7 8-8 26, Sims 2 2-2 7, Fails 1 0-0 0, Naté Jackson 2 2-2 6, Natasha Jackson 2 0-2 4, Noethling 3 1-3 7. Totals: 31 21-28 88.
ETSU – Engle 9 4-6 24, Blocker 5 11-16 21, McClellan 5 1-2 11, Jones 4 3-4 13, Reed 4 3-5 12, Vaughan 0 0-0 0, DeGabrielle 0 0-0 0, Grainger 0 4-4 4. Totals: 27 26-37 85.
3-point goals – Furman 5 (Stanley 4, Sims 1); ETSU 5 (Engle 2, Jones 2, Reed 1).
Halftime – Furman 50, ETSU 39.

1996

FIRST ROUND (at Boone, N.C.)

Appalachian State 92, ETSU 75
(at Huntington, W.Va.)
Marshall 83, Western Carolina 74
(at Statesboro, Ga.)

Georgia Southern 91, Furman 68
(at Davidson, N.C.)
Davidson 80, Chattanooga 51

SEMIFINALS (at Greensboro, N.C.)

Appalachian State 83, Davidson 68
Marshall 108, Georgia Southern 82

CHAMPIONSHIP (at Greensboro, N.C.)

Appalachian State 77, Marshall 75
APPALACHIAN STATE – Thompson 4 0-0 8, Artosalo 2 4-4 8, Hinton 13 0-2 26, Spencer 1 0-0 3, Davis 3 2-2 8, Rowe 0 2-2 2, Sims 0 0-0 0, Jones 2 0-0 4, Schoolfield 0 2-2 2, Karlqvist 3 4-5 12, Tate 2 0-0 4. Totals: 30 14-17 77.
MARSHALL – McCauley 3 2-2 10, Evans 1 2-3 4, Behnfeldt 4 2-2 12, Wine 7 4-7 20, Simmons 0 3-4 3, Lenhart 0 0-0 0, Sexton 3 4-6 10, Mason 7 2-2 16. Totals: 25 19-26 75.
3-point goals – Appalachian State 3 (Karlqvist 2, Spencer 1), Marshall 6 (McCauley 2, Behnfeldt 2, Wine 2).
Halftime – Marshall 38, Appalachian State 37.

1997

FIRST ROUND (at Greenville, S.C.)

ETSU 64, Furman 62
(at Huntington, W.Va.)
Marshall 85, Western Carolina 77
(at Boone, N.C.)

Appalachian State 80, Chattanooga 62
(at Statesboro, Ga.)
Georgia Southern 73, Davidson 70

SEMIFINALS (at Greensboro, N.C.)

Georgia Southern 66, ETSU 63
Marshall 79, Appalachian State 74

CHAMPIONSHIP (at Greensboro, N.C.)

Marshall 77, Georgia Southern 69
MARSHALL – Simmons 5 7-8 19, McCauley 6 0-0 15, Rosko 4 2-3 12, Sexton 3 5-7 12, Behnfeldt 1 6-8 8, Mason 0 6-6 6, Fall 2 0-0 4, Lincoln 0 1-2 1, Lenhart 0 0-0 0, Byrd 0 0-1 0. Totals: 21 27-35 77
GEORGIA SOUTHERN – Rivers 7 3-5 18, Hall 4 5-10 13, Mitchell 4 2-2 10, Durrett 3 2-3 9, Askwew 2 2-2

6, Trjeskal 2 0-0 5, Arnold 2 0-0 4, Toole 1 0-0 2, Whatley 1 0-0 2, Warren 0 0-0 0, Perry 0 0-2 0. Totals: 26 14-24 69.

3-point goals – Marshall 8 (McCauley 3, Simmons 2, Rosko 2, Sexton 1); Georgia Southern 3 (Rivers 1, Trjeskal 1, Durrett 1)
Halftime – 36 Marshall, 26 Georgia Southern.

1998

at Greensboro, N.C.

FIRST ROUND

Wofford 70, Chattanooga 57

SECOND ROUND

Georgia Southern 84, Wofford 57
Furman 85, ETSU 74
Davidson 79, Appalachian State 63
UNCG 86, Western Carolina 54

SEMIFINALS

Georgia Southern 80, Furman 60
UNCG 78, Davidson 75

CHAMPIONSHIP

UNCG 75, Georgia Southern 69
UNCG – Brediger 3 6-10 18, Viverette 3 4-13 18, Goodson 4 4-10 11, Gwaltney 0 2-4 10, Ochs 2 3-8 10, Smith 1 2-5 6, Lewis 0 1-2 2. Totals: 15 22-56 75
GEORGIA SOUTHERN – Hall 5 10-16 21, Krach 2 3-4 8, Mitchell 1 4-8 8, Trjeskal 2 2-9 8, Arnold 5 3-6 7, Durrett 4 3-8 6, Warren 0 3-4 6, Perry 3 1-5 3, Langley 0 0-0 2. Totals: 24 29-61 69
3-point goals – UNCG 4 (Viverette 2, Gwaltney 1, Ochs 1); Georgia Southern 5 (Krach 2, Trjeskal 2, Arnold 1)
Halftime – UNCG 24, Georgia Southern 32.

1999

at Greensboro, N.C.

FIRST ROUND

Wofford 73, Chattanooga 69
Western Carolina 67, College of Charleston 57

QUARTERFINALS

Davidson 62, Furman 56
UNCG 95, Wofford 58
ETSU 96, Western Carolina, 69
Appalachian State 86, Georgia Southern 82

SEMIFINALS

Davidson 92, UNCG 91
Appalachian State 77, ETSU 72

CHAMPIONSHIP

Appalachian State 78, Davidson 69
APPALACHIAN STATE – Schoolfield 9 6-6 24, Gagliano 6 8-8 20, Lettsome 5 0-0 10, Dolan 1 6-8 8, Edwards 1 3-5 5, Romano 0 5-6 5, Chappell 1 1-2 4, Hergerova 0 2-2 2. Totals: 23 31-39 78
DAVIDSON – KBrown 9 2-2 22, JBrown 5 1-2 13, O'Brien 5 1-2 12, Kamp 4 4-5 9, Magette 2 0-0 6, Uhernik 1 2-2 4, Schott 0 2-2 2, Taylor 0 1-2 1. Totals: 25 13-18 69
3-point goals – Appalachian St. 1 (Chappell); Davidson 6 (K. Brown 2, Magette 2, O'Brien 1, JBrown 1)
Halftime – Appalachian St. 35, Davidson 27.

2000

at Greenville, S.C.

FIRST ROUND

Wofford 66, Western Carolina 56
Davidson 71, College of Charleston 51

SECOND ROUND

UNCG 92, Appalachian State 75
Chattanooga 77, Wofford 46
Furman 73, Davidson 56
ETSU 82, Georgia Southern 73

SEMIFINALS

UNCG 73, Chattanooga 67
Furman 73, ETSU 61

CHAMPIONSHIP

Furman 68, UNCG 49
FURMAN – Hodges 4 0-0 8, Smith 5 3-3 13, Young 1 3-4 5, Charles 3 2-2 10, Scott 4 0-0 8, Bufford 0 0-0 0, Crutchfield 0 0-0 0, Shipp, 2 5-7 9, Moran 0 0-0 0, Wake 1 7-8 9, Totals: 23 20-24, 68
UNCG – Dodgen 4 4-4 12, DelCampo 2 0-2 5, Gwaltney 5 2-3 12, Foster 1 5-6 7, Smith 1 2-4 4, Murray 0 0-0 0, Hart 0 0-0 0, Armstrong 0 0-0 0, Reid 3 0-0 6, Goodson 1 0-0 3, Totals: 17 13-19 49
3-point goals – Furman 2 (Charles, 2); UNCG- 2 (DelCampo, Goodson)
Halftime – Furman 32, UNCG 29.

2001

at Greenville, S.C.

FIRST ROUND

Wofford 76, Davidson 62
Appalachian State 69, College of Charleston 55

QUARTERFINALS

Furman 77, Western Carolina 59
Chattanooga 77, Wofford 59
Georgia Southern 76, Appalachian State 72
UNCG 85, ETSU 53

SEMIFINALS

Chattanooga 72, Furman 56
UNCG 70, Georgia Southern 66

CHAMPIONSHIP

Chattanooga 64, UNCG 63
UNCG – Gwaltney 6-12 3-5 15; Foster 4-10 3-6 14; Dodgen 4-10 2-2 11; DelCampo 4-8 0-0 9; Reid 3-7 2-2 8; Murray 1-5 0-0 2; Lambert 1-2 0-0 2; Hart 1-3 0-0 2. Totals: 24-57 10-15 63.
CHATTANOOGA – Lewis 6-10 0-0 14; Wilson 6-10 2-2 14; Bullock 4-14 1-2 10; Dykes 4-6 2-5 10; Warfield 2-14 5-6 9; Irons 1-3 0-0 3; Rollins 1-6 0-0 2; Banks 0-3 2-2 2; Carmichael 0-2 0-0 0; Galloway 0-1 0-0 0. Totals 24-69 12-17 64.
3-point goals – UNCG 5-12 (Foster 3-5; DelCampo 1-3; Dodgen 1-2; Murray 0-1; Gwaltney 0-1), Chattanooga 4-23 (Lewis 2-4; Irons 1-2; Bullock 1-5; Warfield 0-6; Rollins 0-5; Carmichael 0-1).
Halftime – UNCG 33, Chattanooga 33.

2002

at Charleston, S.C.

FIRST ROUND

Appalachian State 64, Davidson 63
College of Charleston 85, ETSU 65

QUARTERFINALS

Wofford 73, Georgia Southern 63
Chattanooga 81, Appalachian State 64
UNCG 77, College of Charleston 51
Furman 72, Western Carolina 58

SEMIFINALS

Chattanooga 65, Wofford 61 (OT)
UNCG 71, Furman 62

CHAMPIONSHIP

Chattanooga 77, UNCG 69
UNCG – Lambert 6-8 2-3 15; Dodgen 7-12 0-0 14; Murray 6-10 0-0 13; Reid 4-7 0-0 8; Hart 2-4 3-4 7; Foster 2-7 0-0 5; Eaton 2-5 0-0 5; Williams 1-4 0-0 2. Totals: 30-57 5-7 69.
CHATTANOOGA – Warfield 7-16 3-4 20; Bullock 3-9 6-8 12; Wilson 5-9 2-2 12; McDivitt 1-3 9-10 11; Patton 3-4 2-4 8; Dykes 2-2 2-2 6; Irons 1-8 0-0 3; Rollins 1-2 0-0 3; Sermons 1-3 0-0 2. Totals: 24-56 24-30 77.
3-point goals – UNCG 4-9 (Lambert 1; Foster 1; Murray 1; Eaton 1), Chattanooga 5-15 (Warfield 3; Rollins 1)

2003

at Charleston, S.C.

FIRST ROUND

College of Charleston 76, ETSU 60
Davidson 72, Wofford 70

QUARTERFINALS

Furman 65, UNCG 51
Chattanooga 75, College of Charleston 49

SOCON TOURNAMENT RESULTS

Davidson 62, Western Carolina 58
Georgia Southern 82, Appalachian State 71 (OT)

SEMIFINALS

Chattanooga 65, Furman 53
Georgia Southern 62, Davidson 57

CHAMPIONSHIP

Chattanooga 66, Georgia Southern 52
GEORGIA SOUTHERN – Lindsay 6-12 4-7 16; Lanier 3-10 2-2 8; Everett 4-13 0-0 8; Loiciano 2-9 0-0 5; Tiller 2-3 0-0 5; Benemon 2-7 0-0 4; Hill 1-10 2-2 4; Dubose 0-3 2-2 2; McCorkle 0-2 0-0 0; Spoon 0-1 0-0 0. Totals: 20-70 10-13 52.

CHATTANOOGA – Wilson 5-7 2-3 12; McDivitt 4-7 2-2 11; Warfield 3-12 4-5 11; Brown 3-4 3-4 11; Irons 3-8 0-0 6; Roberson 1-5 2-4 4; Galloway 1-6 2-3 4; Sermons 1-2 1-2 3; Patton 1-2 0-0 2. Totals: 22-53 18-25 66.

3-point goals – Georgia Southern 2-10 (Tiller 1, Loiciano 1; Chattanooga 4-12 (Brown 2, Warfield 1, McDivitt 1)).

Halftime – Chattanooga 33, Georgia Southern 19.

2004

at Charleston, S.C.

FIRST ROUND

Georgia Southern 65, Appalachian State 58
College of Charleston 59, UNCG 50
Western Carolina 60, Wofford 38

QUARTERFINALS

Elon 84, ETSU 68
Chattanooga 73, Georgia Southern 50
Furman 77, College of Charleston 56
Western Carolina 66, Davidson 58

SEMIFINALS

Chattanooga 67, Elon 37
Western Carolina 75, Furman 66

CHAMPIONSHIP

Chattanooga 86, Western Carolina 68
WESTERN CAROLINA – Gardner 6-8 2-5 16; Hamm 4-12 3-4 11; Maleraite 3-5 1-1 9; Glass 2-9 3-5 8; Allen 3-9 0-0 8; Blackwell 2-5 2-2 6; Tanner 2-5 2-3 6; May 2-2 0-2 4. Totals: 24-55 13-22 68.

CHATTANOOGA – Roberson 8-14 4-8 20; Brown 6-12 2-2 16; Warfield 4-10 1-2 12; Sippel 5-10 0-0 10; McDivitt 2-4 3-3 9; Galloway 3-7 0-0 8; Patton 3-5 0-0 6; Mattison 1-4 3-3 5; Talley 0-1 0-0 0. Totals: 32-67 13-18 86.

3-point goals – Western Carolina 7-18 (Gardner 2; Maleraite 2; Allen 2; Glass 1); Chattanooga 9-18 (Warfield 3; Brown 2; Galloway 2; McDivitt 2).

Halftime – Chattanooga 43, Western Carolina 25.

2005

at Chattanooga, Tenn.

FIRST ROUND

ETSU 74, Appalachian State 64 (OT)
College of Charleston 69, Elon 39
Western Carolina 79, Wofford 62

QUARTERFINALS

Georgia Southern 55, UNCG 48
ETSU 55, Chattanooga 50
Davidson 68, College of Charleston 48
Western Carolina 66, Furman 56

SEMIFINALS

Georgia Southern 73, ETSU 71 (OT)
Western Carolina 59, Davidson 58

CHAMPIONSHIP

Western Carolina 97, Georgia Southern 95 (2OT)
WESTERN CAROLINA – Gardner 15-19 13-15 45; Tanner 6-9 2-2 16; Maleraite 0-0 10; Keith 4-10 0-0 9; Glass 2-4 3-5 7; Dawson 0-7 4-4 4; May 1-7 1-2 3; Hardy 1-9 0-0 2; Pellom 0-1 1-2 1; Barnes 0-4 0-0 0; Johnson 0-1 0-0 0; Totals: 33-79 24-30 97.

GEORGIA SOUTHERN – Brown 11-17 1-2 27; Benemon 7-16 8-9 22; Dubose 4-9 4-6 14; Lee 3-8 2-2 8; Early 2-2 3-5 7; Tiller 2-5 0-0 6; Newton 2-4 2-4 6; Waterman 1-1 1-2 3; Atwood 1-9 0-0 2. Totals: 33-71 21-30 95.

3-point goals – Western Carolina 7-24 (Gardner 2, Maleraite 2, Tanner 2, Keith 1), Georgia Southern



Chattanooga's Miranda Warfield was a part of four SoCon tournament championship teams from 2001-04, winning MVP honors in both 2002 and 2003.

8-19 (Brown 4, Tiller 2; Dubose 2.
Halftime – Georgia Southern 51, Western Carolina 46.

Regulation – Georgia Southern 81, Western Carolina 81.

First overtime – Georgia Southern 88, Western Carolina 88.

2006

FIRST ROUND (at Charleston, S.C.)

Furman 66, College of Charleston 63
Georgia Southern 77, Wofford 66

QUARTERFINALS (at Charleston, S.C.)

Western Carolina 80, Appalachian State 71
UNCG 68, Georgia Southern 56
Davidson 55, Elon 53

SEMIFINALS (at North Charleston, S.C.)

Chattanooga 77, Western Carolina 73
UNCG 69, Davidson 58

CHAMPIONSHIP (at North Charleston, S.C.)

Chattanooga 91, UNCG 79

UNCG – Otamiri 8 2-2 20, Latham 5 4-4 15, Chamberlain 2 1-2 5, Boone 7 3-5 17, Byrd 4 0-0 10, Dixon 1 2-2 4, Jackson 1 0-0 3, Brooks 0 0-0 0, Ling 0 0-0 0, Grimsley 1 0-0 3, Current 0 0-0 0, Blair 1 0-0 2. Totals: 30 12-15 79.

CHATTANOOGA – Roberson 8 4-5 20, Anderson 5 5-6 16, Brown 3 4-7 12, Hall 3 4-4 12, Mattison 3 5-6 13, Hand 5 1-2 15, Spann 1 0-0 3. Totals: 28 23-30 91.

3-point goals – UNCG 7-23 (Otamiri 2, Byrd 2, Latham 1, Jackson 1, Grimsley 1). Chattanooga 12-25 (Anderson 5, Mattison 5, Roberson 4, Brown 4, Hall 4, Spann 1).

Halftime – Chattanooga 49, UNCG 35.

2007

at North Charleston, S.C.

FIRST ROUND

Furman 64, College of Charleston 59
Appalachian State 64, Elon 50

QUARTERFINALS

Chattanooga 84, Appalachian State 60
Western Carolina 79, Furman 50
Georgia Southern 81, UNCG 64
Davidson 71, Wofford 62

SEMIFINALS

Western Carolina 73, Georgia Southern 59
Chattanooga 80, Davidson 68

CHAMPIONSHIP

Chattanooga 84, Western Carolina 66
CHATTANOOGA – Spann 0 0-0 0, Anderson 13 4-5 30, Hatchett 0 0-0 0, Hall 6 3-4 18, Hand 3 6-6 15, Houts 0 0-0 0, Mohr 1 0-0 2, Wade-Fray 1 3-3 5, Ogan 0 0-0 0, Hollinquest 5 4-6 14. Totals: 29 20-24 84.

WESTERN CAROLINA – Lamitie 0 0-0 0, Johnson 2 0-0 4, Dawson 3 1-2 8, Keith 5 1-3 11, Powell 4 3-4 14, Swayne 0 0-0 0, Pellow 3 0-1 6, Johnson 6 0-0 14, May 0 0-0 0, Feemster 0 0-0 0, Eaton 4 1-2 9. Totals: 27 6-12 66.

3-point goals – Chattanooga 6-19 (Hall 3, Hand 3). Western Carolina 6-13 (Powell 3, Johnson 2, Dawson 1).

Halftime – Chattanooga 38, Western Carolina 36.

2008

at North Charleston, S.C.

FIRST ROUND

Wofford 57, Furman 50
UNCG 62, Appalachian State 44

QUARTERFINALS

Western Carolina 76, Wofford 61
Chattanooga 78, UNCG 33
College of Charleston 65, Georgia Southern 93
Elon 68, Davidson 49

SEMIFINALS

Chattanooga 68, College of Charleston 53
Western Carolina 72, Elon 68

CHAMPIONSHIP

Chattanooga 71, Western Carolina 59

WESTERN CAROLINA – Johnson 6-11 0-0 13; Pellom 6-14 0-0 12; Dawson 4-13 2-2 12; Clarke 3-6 2-2 9; Keith 3-5 2-5 8; Powell 1-4 0-0 3; Eaton 1-6 0-0 2; Feemster 0-2 0-0 0; Carroll 0-2 0-0 0; Swayne 0-2 0-0 0. Totals 24-65 6-9 59.

CHATTANOOGA – Anderson 11-17 3-4 25; Hall 7-12 6-7 22; Wade-Fray 1-9 5-8 8; Ogan 3-4 0-0 7; Hollinquest 2-5 0-2 4; Hand 1-4 1-2 3; Mason 0-5 2-2 2; Hatchett 0-1 0-0 0. Totals 25-57 17-25 71.

3-point goals – Western Carolina 5-16 (Dawson 2; Powell 1; Clarke 1; Johnson 1), Chattanooga 4-16 (Hall 2; Ogan 1; Wade-Fray 1).

Halftime – Chattanooga 33, Western Carolina 22.

2009

at Chattanooga, Tenn.

FIRST ROUND

Appalachian State 63, Furman 60
UNCG 83, Wofford 64
Elon 57, Georgia Southern 54

QUARTERFINALS

Samford 57, UNCG 48
Chattanooga 86, Appalachian State 53
Western Carolina 71, Elon 52
College of Charleston 65, Davidson 54

SEMIFINALS

College of Charleston 53, Chattanooga, 51
Western Carolina 66, Samford 53

CHAMPIONSHIP

Western Carolina 101, College of Charleston 87 (3OT)

WESTERN CAROLINA – Johnson 6-13 8-11 21; Powell 5-9 6-8 19; Clarke 6-10 2-4 18; Feemster 6-11 3-3 15; Swayne 4-9 3-3 12; Eaton 3-6 3-6 9; Menendez 1-3 0-0 3; Jackson 1-3 0-0 2; Carroll 1-5 0-0 2. Totals 33-69 25-35 101.

SOCON TOURNAMENT RESULTS

COLLEGE OF CHARLESTON – Gerty 8-22 1-1 20; Hughes 8-20 0-1 19; Moye 8-13 2-2 18; Jones 6-11 2-3 14; E. Williams 3-6 1-2 9; N. Williams 2-9 0-0 5; Kotcella 1-7 0-0 2. Totals 36-88 6-9 87.

3-point goals – Western Carolina 10-19 (Clarke 4; Powell 3; Johnson 1; Swayne 1; Menendez 1), College of Charleston 9-22 (Hughes 3; Gerty 3; E. Williams 2; N. Williams 1)

Halftime – College of Charleston 37, Western Carolina 25.

Regulation – College of Charleston 70, Western Carolina 70.

First overtime – College of Charleston 76, Western Carolina 76.

Second overtime – College of Charleston 85, Western Carolina 85.

2010 at Charlotte, N.C.

FIRST ROUND

Elon 67, Wofford 53
UNCG 57, Western Carolina 55
Furman 73, Davidson 67

QUARTERFINALS

Samford 57, Elon 38
Chattanooga 82, UNCG 64
Georgia Southern 57, College of Charleston 56
Appalachian State 71, Furman 53

SEMIFINALS

Chattanooga 60, Georgia Southern 49
Samford 66, Appalachian State 53

CHAMPIONSHIP

Chattanooga 72, Samford 67
CHATTANOOGA – Hollinquest 4-8 14-14 22; Davis 6-12 0-0 16; Christopher 3-6 2-2 11; Wade-Fray 4-10 1-2 11; Townsend 2-5 1-2 6; Helton 2-2 2-3 6; Lambert 0-3 0-0 0. Totals 21-46 20-23 72.

SAMFORD – Hill 11-15 2-3 26; London 5-14 1-1 12; Maxwell 4-9 0-0 10; Dawson 3-7 0-0 7; Anderson 2-3 2-4 7; Wilderrotter 1-4 0-0 3; Babineaux 1-3 0-0 2; Crow 0-2 0-0 0. Totals 27-57 5-8 67.

3-point goals – Samford 8-25 (Hill 2-3; Maxwell 2-5; Wilderrotter 1-4; London 1-6; Dawson 1-3; Anderson 1-2; Crow 0-2), Chattanooga 10-26 (Davis 4-9; Christopher 3-5; Wade-Fray 2-5; Townsend 1-4; Lambert 0-3).

Halftime – Samford 38, Chattanooga 30.

2011 at Chattanooga, Tenn.

FIRST ROUND

Western Carolina 48, Georgia Southern 24
Davidson 69, College of Charleston 53
Wofford 69, UNCG 64

QUARTERFINALS

Samford 57, Western Carolina 48
Appalachian State 73, Davidson 63
Elon 69, Furman 62
Chattanooga 68, Wofford 58

SEMIFINALS

Appalachian State 72, Elon 48
Samford 68, Chattanooga 66 (OT)

CHAMPIONSHIP

Samford 57, Appalachian State 54
SAMFORD – Anderson 4-12, 2-2 14; Hill 4-6, 2-2 13; London 4-6, 3-4 12; Dawson 3-8, 0-1 9; Jack 2-4, 0-0 4; Ketcham 1-12, 1-1 3; Campbell 0-1, 2-2 2; Powers 0-1, 0-1 0; Babineaux 0-1, 0-0 0. Totals 18-51 10-13 57.

APPALACHIAN STATE – Dewart 6-12, 1-4 13; C. Freeman 6-15, 0-0 12; Sharkey 5-8, 0-0 10; A. Freeman 3-8, 2-2 8; Weldon 3-6, 0-0 6; Ramirez 2-8, 0-0 5, Edwards 0-1, 0-0 0. Totals 25-58, 3-6 54.

3-point goals – Samford 11-29 (Anderson 4-7; Hill 3-5; Dawson 3-8; London 1-3; Jack 0-1; Ketcham 0-5). Appalachian State 1-5 (Ramirez 1-3; A. Freeman 0-1; Dewart 0-1).

Halftime – Appalachian State 30, Samford 24.

2012 at Asheville, N.C.

FIRST ROUND

Wofford 64, College of Charleston 53
Western Carolina 61, Georgia Southern 56
Furman 63, UNCG 58

QUARTERFINALS

Davidson 69, Wofford 58
Samford 67, Elon 36
Appalachian State 61, Western Carolina 43
Chattanooga 60, Furman 38

SEMIFINALS

Samford 62, Davidson 51
Appalachian State 77, Chattanooga 52

CHAMPIONSHIP

Samford 54, Appalachian State 43
SAMFORD – Powers 5-5, 4-6 14; Martin 4-8, 2-2 11; Dawson 2-6 2-2 7; Ketchum 2-7 1-2 6; Campbell 2-5, 2-2 6; Reece 1-8, 1-2 4; Anderson 2-5, 0-0 4; Babineaux 1-1, 0-0 2; Schwantz 0-2, 0-0 0; Totals 19-47, 12-16 54

APPALACHIAN STATE – A. Freeman 4-17, 0-0 10; C. Freeman 4-8 1-2 10; Weldon 4-7 0-0 8; Mallow 1-6, 2-2 5; Edwards 2-3 0-0 4; Sydnor 2-9, 0-0 4; Sharkey 1-6, 0-0 2; Taylor 0-1, 0-0 0; Gary 0-5, 0-0 0; Totals 18-62, 3-4 43.

3-point goals – Samford 4-19 (Reece 1-3; Dawson 1-2; Ketcham 1-5; Martin 1-4, Campbell 0-1; Anderson 0-2; Schwantz 0-2). Appalachian State 4-16 (A. Freeman 2-8; C. Freeman 1-2; Mallow 1-3; Sharkey 0-1; Sydnor 0-1; Gary 0-1).

Halftime – Samford 23, Appalachian State 16.

2013 at Asheville, N.C.

FIRST ROUND

Georgia Southern 68, Western Carolina 51
UNCG 73, Furman 68
Samford 59, Wofford 56

QUARTERFINALS

Chattanooga 78, Georgia Southern 53
Appalachian State 74, College of Charleston 60
Davidson 70, UNCG 47
Elon 70, Samford 60

SEMIFINALS

Chattanooga 72, Appalachian State 67
Davidson 71, Elon 61

CHAMPIONSHIP

Chattanooga 64, Davidson 63
DAVIDSON – Murray 6-10 6-10 22; Aleksandravicius 8-11 2-2 18; Early 3-7 0-0 6; Davis 2-3 2-2 6; Chiemeka 1-5 2-2 5; Calin 1-1 0-0 2; Sitton 1-3 0-0 2; Dukes 0-1 2-2 2. Totals 22-41 14-18 63.

CHATTANOOGA – Hall 7-17 4-6 19; Dewart 6-17 3-5 15; Dupree 4-8 1-2 9; Christopher 3-9 0-0 7; Lambert 1-5 2-2 5; Jackson 2-4 0-0 4; Towns 1-4 0-0 3; Black 1-6 0-1 2. Totals 25-70 10-16 64.

3-point goals – Davidson 5-11 (Murray 4-5; Chiemeka 1-3; Early 0-3). Chattanooga 4-18 (Hall 1-3; Christopher 1-5; Lambert 1-2; Towns 1-3; Black 0-4; Jackson 0-1).

Halftime – Davidson 32, Chattanooga 25.

2014 at Asheville, N.C.

FIRST ROUND

Georgia Southern 75, Wofford 62
Western Carolina 77, UNCG 60

QUARTERFINALS

Chattanooga 66, Georgia Southern 57
Elon 59, Appalachian State 56
Western Carolina 75, Furman 70
Davidson 55, Samford 42

SEMIFINALS

Chattanooga 77, Elon 44
Davidson 74, Western Carolina 67

CHAMPIONSHIP

Chattanooga 71, Davidson 45
DAVIDSON – Murray 7-22 0-0 17; Dukes 5-9 4-6 14; Early 2-13 1-2 5; Piles 2-3 0-0 4; Center 1-2 1-2 3; Eriksson 1-4 0-0 2; McCabe 0-2 0-0 0. Totals 18-55 6-10 45

CHATTANOOGA – Black 9-13 2-4 22; Hall 5-11 0-0 12; Towns 3-4 2-2 10; Dupree 5-7 0-0 10; Jackson 2-3 1-2 5; Joyner 2-6 0-0 4; Downes 1-3 0-0 3; Shumpert 1-5 0-0 2; Dewart 1-2 0-0 2; Johnsons 0-1 1-2 1; Gilbert 0-1 0-0 0; Payne 0-4 0-0 0. Totals 29-60 6-11 71.

3-point goals – Davidson 3-13 (Murray 3-7; Early 0-5; McCabe 0-1), Chattanooga 7-14 (Black 2-2; Hall 2-2; Towns 2-2; Downes 1-2; Shumpert 0-3; Dewart 0-1; Payne 0-2).

Halftime – Chattanooga 35, Davidson 22.

2015 at Asheville, N.C.

QUARTERFINALS

Chattanooga 78, UNCG 44
Furman 65, Samford 54
ETSU 73, Western Carolina 53
Mercer 75, Wofford 54

SEMIFINALS

Chattanooga 68, Furman 55
ETSU 66, Mercer 55

CHAMPIONSHIP

Chattanooga 61, ETSU 56 (OT)
ETSU – Mitchell 9-16 0-0 19; Bridges 4-11 2-2 12; Clark 4-12 1-2 9; Bond 3-6 3-4 9; Tarter 3-13 1-2 7; Bowling 0-2 0-0 0; Christopher 0-3 0-0 0. Totals 23-63 7-10 56.

CHATTANOOGA – Shumpert 10-18 3-6 26; Gilbert 4-8 0-0 9; Towns 3-8 2-2 9; Johnson 3-4 1-2 8; Joyner 2-6 0-1 4; Bramblett 1-5 0-0 3; Payne 0-1 2-2 2. Totals 23-50 8-13 61.

3-point goals – ETSU 3-16 (Bridges 2-7; Mitchell 1-3; Bond 0-1; Tarter 0-3; Bowling 0-2), Chattanooga 7-16 (Shumpert 3-8; Gilbert 1-1; Johnson 1-1; Towns 1-3; Bramblett 1-3).

Halftime – Chattanooga 35, ETSU 19.
Regulation – Chattanooga 51, ETSU 51.

2016 at Asheville, N.C.

QUARTERFINALS

Mercer 75, UNCG 53
Furman 71, ETSU 68
Chattanooga 74, Western Carolina 56
Samford 63, Wofford 43

SEMIFINALS

Mercer 64, Furman 50
Chattanooga 49, Samford 41

CHAMPIONSHIP

Chattanooga 65, Mercer 57

CHATTANOOGA

Alford 6-14 3-6 17; K. Gilbert 5-9 5-5 16; Payne 2-5 6-8 12; Joyner 5-11 2-6 12; A. Gilbert 3-4 0-0 8; Johnson 0-2.

MERCER

Calloway 7-13 0-2 18; Means 7-15 1-2 15; Williams 3-6 2-6 8; Lawrence 3-12 2-2 8; Selph 1-4 2-2 4; Thompson 1-2 0-0 2; Broadway 1-2 0-0 2; Potts 0-1 0-0 0; Rosendal 0-3.

3-point goals – Chattanooga 7-16 (Alford 2-7; Payne 2-4; A. Gilbert 2-2; K. Gilbert 1-1; Johnson 0-1; Joyner 0-1), Mercer 4-10 (Calloway 4-7; Rosendal 0-3).

First quarter – Chattanooga 21, Mercer 13.
Halftime – Chattanooga 33, Mercer 24.
Third quarter – Chattanooga 51, Mercer 40.

2017 at Asheville, N.C.

QUARTERFINALS

Chattanooga 85, Western Carolina 41
UNCG 68, Furman 63
Mercer 67, Wofford 42
Samford 67, ETSU 64

SEMIFINALS

Chattanooga 75, UNCG 53
Mercer 63, Samford 52

CHAMPIONSHIP

Chattanooga 61, Mercer 59

MERCER

Calloway 9-19 0-0 25; Lawrence 8-22 4-5 22; Means 3-7 0-0 6; Selph 2-8 0-0 4; Williams 1-2 0-0 2; Rosendal 0-2 0-0 0; Thompson 0-2 0-0 0; Potts 0-3 0-0 0. Totals 23-65 4-5 59.

CHATTANOOGA

Joyner 6-9 4-5 17; Bouldin 6-12 0-0 13; Queen Alford 4-5 3-3 13; A. Gilbert 5-11 1-2 11; K. Gilbert 1-8 0-0 2; Shumpert 0-6 2-2 2; Davenport 0-0 2-3 2; Burks 0-0 1-2 1.

3-point goals – Mercer 9-21 (Calloway 7-14; Lawrence 2-6; Rosendal 0-1), Chattanooga 4-13 (Alford 2-3; Joyner 1-2; Bouldin 1-3; K. Gilbert 0-1; Shumpert 0-2; A. Gilbert 0-2).

First quarter – Chattanooga 15, Mercer 13.

Halftime – Mercer 32, Chattanooga 29.

Third quarter – Mercer 48, Chattanooga 38.

2018
at Asheville, N.C.

QUARTERFINALS

Mercer 75, Western Carolina 44

Samford 59, Furman 58

ETSU 78, Wofford 64

UNCG 70, Chattanooga 66 (2OT)

SEMIFINALS

Mercer 81, Samford 44

ETSU 54, UNCG 52

CHAMPIONSHIP

Mercer 68, ETSU 53

MERCER

Lawrence 10-18 6-8 29; Williams 5-10 4-4 14; Calloway 4-11 1-2 11; Thompson 3-4 3-4 9; Means 1-7 1-2 3; Potts 1-1 0-0 2.

ETSU

Haynes-Overton 6-13 0-0 12; Tarter 5-13 0-2 10; Tipps 3-4 4-4 10; Dean 2-6 1-2 5; Copney 2-7 0-0 5; Snowden 2-6 0-0 4; Schurr 1-1 1-2 4; Craig 1-2 1-2 3. 3-point goals – Mercer 5-13 (Lawrence 3-6; Calloway 2-7), ETSU 2-18 (Schurr 1-1; Copney 1-6; Dean 0-1; Haynes-Overton 0-3; Tarter 0-6; Craig 0-1)

First quarter – Mercer 14, ETSU 14

Halftime – Mercer 33, ETSU 23

Third quarter – Mercer 54, ETSU 41

2019
at Asheville, N.C.

QUARTERFINALS

Mercer 55, Western Carolina 32

Wofford 75, ETSU 66

Furman 67, Samford 52

Chattanooga 72, UNCG 62

SEMIFINALS

Mercer 69, Wofford 51

Furman 73, Chattanooga 67

CHAMPIONSHIP

Mercer 66, Furman 63

FURMAN – Duncan 1-3 0-0 2; Taborn 5-9 5-7 15; Manojlovic 1-6 0-0 3; Davidson 3-17 2-2 9; Petty 6-11 5-5 22; Outten 0-4 0-0 0; Kirisome 0-2 0-0 0; Hodges 5-9 2-2 12; Totals 21-61 14-16 63.

MERCER – Thompson 4-10 0-2 8; Rosendal 3-6 0-0 7; Selph 4-7, 1-2 9; Calloway 11-24 3-5 30; Titus 5-11 2-2 12; Benvenuti 0-1 0-0 0; Welch 0-1 0-0 0; Wright 0-0 0-0 0. Totals 27-60 6-11 66.

First quarter – Furman 17, Mercer 14.

Halftime – Mercer 35, Furman 31.

Third quarter – Furman 47, Mercer 44.



Mercer won its fourth Southern Conference tournament title in five years in 2022.

2020
at Asheville, N.C.

QUARTERFINALS

No. 1 Samford 77, No. 8 Western Carolina 62

No. 4 Furman 68, No. 5 Wofford 54

No. 7 Mercer 63, No. 2 Chattanooga 55

No. 3 UNCG 57, No. 6 ETSU 47

SEMIFINALS

No. 1 Samford 75, No. 4 Furman 45

No. 3 UNCG 75, No. 7 Mercer 73 (OT)

CHAMPIONSHIP

No. 1 Samford 59, No. 3 UNCG 54

SAMFORD – Armstrong 9-15 0-0 20; Battle 5-8 1-2 12; Serup 1-7 1-2 4; Brown 6-13 0-0 14; Myers 4-8 0-3 9; Omar 0-1 0-0 0; Crozier 0-1 0-0 0; Hill 0-1 0-0 0; Carter 0-0 0-0 0; Fitzgerald 0-0 0-0 0 Totals 25-54 2-7 59.

UNCG – Twitty 1-7 5-6 7; Boyd 4-9 3-4 11; Pitchford 1-6 0-0 2; Crudup 2-8 0-0 5; Soliman 3-10 3-4 9; Willey 4-10 2-2 14; Powell 2-4 0-0 6. Totals 17-54 13-16 54.

First quarter – UNCG 14, Samford 9

Halftime – Samford 25, UNCG 18.

2021
at Asheville, N.C.

QUARTERFINALS

No. 8 ETSU 68, No. 2 Samford 61

No. 4 Wofford 78, No. 5 UNCG 66

No. 2 Mercer 76, No. 7 Western Carolina 67

No. 6 Furman 58, No. 3 Chattanooga 40

SEMIFINALS

No. 4 Wofford 75, No. 8 ETSU 64

No. 2 Mercer 81, No. 6 Furman 71

CHAMPIONSHIP

No. 2 Mercer 60, No. 4 Wofford 38

MERCER – Dougherty 9-21 1-1 19; Thayne 1-2 0-0 2; Neal-Tysor 7-16 0-0 16; Lewis 3-7 5-5 13; Titus 0-6 2-4 2; Harris 1-3 1-2 3; Boykin 1-2 0-0 2; Barkhoff 1-1 0-0 2; Votaw 0-1 1-2 1

WOFFORD – McDavid 1-5 0-2 2; Hatton 1-4 1-2 3; Lutz 2-6 0-0 5; Harris 1-5 1-4 3; Schultz 2-3 0-0 6; Matthews 4-15 1-2 9; Turner 1-4 0-2 3; Tomlin 0-0 1-2 1; Cook 0-4 2-2 2; Crawford 1-1 2-2 4

First quarter – Mercer 15, Wofford 12.

Halftime – Mercer 27, Wofford 18.

2022
at Asheville, N.C.

QUARTERFINALS

No. 1 Mercer 85, No. 8 Western Carolina 46

No. 4 Samford 59, No. 5 UNCG 40

No. 2 Wofford 66, No. 7 ETSU 54

No. 3 Furman 70, No. 6 Chattanooga 63 (OT)

SEMIFINALS

No. 1 Mercer 65, No. 4 Samford 35

No. 3 Furman 64, No. 2 Wofford 59

CHAMPIONSHIP

No. 1 Mercer 73, No. 3 Furman 54

MERCER – Neal-Tysor 8-15 9-9 26; Titus 6-14 3-3 15; Dougherty 6-11 0-0 13; Hought 5-8 0-0 12; Thayne 1-1 0-0 2; Harkless 1-2 1-1 3; Banks 1-1 0-0 2

FURMAN – Walters 7-14 3-4 20; Van Rij 3-9 5-8 12; Hodges 4-12 2-2 11; Outten 2-5 1-2 5; Henley 1-2 1-2 3; James 1-8 1-2 3

First quarter – Furman 25, Mercer 24

Halftime – Mercer 49, Furman 29.

2023

Quarterfinals

No. 1 Wofford 71, No. 8 Western Carolina 56

No. 4 UNCG 63, No. 5 Mercer, 59 (OT)

No. 2 Chattanooga 63, No. 7 Furman 52

No. 3 ETSU 63, No. 6 Samford 47

Semifinals

No. 1 Wofford 68, No. 4 UNCG 63

No. 2 Chattanooga 69, No. 3 ETSU 40

Championship game

No. 2 Chattanooga 63, No. 1 Wofford 53

CHATTANOOGA – Thompson 5-10 8-8 19; Wazeerud-Din 6-12 2-2 16; Porter 4-8 1-4 13; Olafsdottir 4-6 1-2 9; Correlius 3-5 0-0 6

WOFFORD – Matthews 9-24 4-4 25; Rose 5-9 2-2 15; Carman 3-12 0-0 8; Schultz 1-3 0-0 3; Hutton 1-7 0-4 2

First Quarter - Wofford 17, Chattanooga 9

Half Time - Chattanooga 31, Wofford 29

ALL-TOURNAMENT TEAMS

1984

Tina Chairs, Chattanooga (MVP)

1985

Valorie Whiteside, Appalachian State
Katie Beck, ETSU
Tammy Wiggins, Marshall
Regina Kirk, Chattanooga
Chris McClure, Chattanooga (MVP)

1986

Jane Dalton, Appalachian State
Katie Beck, ETSU
Karla May, Marshall
Karen Pelphrey, Marshall
Regina Kirk, Chattanooga (MVP)

1987

Valorie Whiteside, Appalachian State (MVP)
Katie Beck, ETSU
Kim Lewis, Marshall
Tammy Simms, Marshall
Jeanne Marvel, Western Carolina

1988

Jane Dalton, Appalachian State
Beth Laney, Appalachian State
Valorie Whiteside, Appalachian State (MVP)
Katie Beck, ETSU
Kim Lewis, Marshall
Regina Kirk, Chattanooga

1989

First Team

Beth Laney, Appalachian State
Terra Greene, Furman
Janice Rhynehardt, Furman (Co-MVP)
Nancy Smith, Chattanooga (Co-MVP)
Janet Stallings, Chattanooga

Second Team

Kim Johnson, Appalachian State
Stephanie Freeman, ETSU
Nancy Glass, Furman
Julie Copeland, Chattanooga
Tina Mayfield, Chattanooga
Patricia Powell, Chattanooga

1990

First Team

Glenda Cunningham, Appalachian State
Shannon Thomas, Appalachian State (MVP)
Natalie Cleckley, Furman
Terra Greene, Furman
Janice Rhynehardt, Furman

Second Team

Jimma Smith, Appalachian State
Nicole Hopson, ETSU
Mae Louallen, ETSU
Rushia Brown, Furman
Roxanne Williams, Western Carolina

1991

First Team

Karen Gruca, Appalachian State
Penny Roberson, Appalachian State
Shannon Thomas, Appalachian State
Nicole Hopson, ETSU (MVP)
Mae Louallen, ETSU

Second Team

Regina Ikard, Appalachian State
Mitzi Yount, Appalachian State
Natalie Cleckley, Furman
Kristi Huff, Marshall
Julie Copeland, Chattanooga

1992

First Team

DeShawne Blocker, ETSU
Karen Stanley, Furman
Kim Brown, Chattanooga (MVP)
Jan Cameron, Chattanooga
Lori Lyons, Western Carolina

Second Team

Kim Fryar, ETSU
Latoya Armstrong, Furman
Tammy Dowdell, Chattanooga
Regina Brown, Western Carolina
Rushia Brown, Western Carolina

1993

First Team

Rushia Brown, Furman
Kristi Creamer, Furman
Andrea Autrey, Georgia Southern
Janice Johnson, Georgia Southern (MVP)
Kim Brown, Chattanooga

Second Team

Karen Stanley, Furman
Tara Anderson, Georgia Southern
Jill Dunn, Georgia Southern
Jan Cameron, Chattanooga
Tammy Dowdell, Chattanooga

1994

First Team

Angela Crosby, Appalachian State
Rushia Brown, Furman (MVP)
Karen Stanley, Furman
Andrea Autrey, Georgia Southern
Janice Johnson, Georgia Southern

Second Team

Kristi Creamer, Furman
Tara Anderson, Georgia Southern
Beverly Copeland, Georgia Southern
Tammy Dowdell, Chattanooga
Deidra Hinton, Chattanooga

1995

First Team

Andreia Hinton, Appalachian State
DeShawne Blocker, ETSU (MVP)
Amy Engle, ETSU
Kristi Creamer, Furman
Karen Stanley, Furman

Second Team

Melissa Davis, Appalachian State
Justina McClellan, ETSU
Tonya Bristow, Furman
Andrea Autrey, Georgia Southern
Tara Anderson, Georgia Southern



Wilma Simpson became the first College of Charleston player to earn a spot on the all-tournament team when she landed on the first team in 2003.

1996

First Team

Melissa Davis, Appalachian State
Andreia Hinton, Appalachian State
Kristina Behnfeldt, Marshall
Cindy McCauley, Marshall
Stephanie Wine, Marshall (MVP)

Second Team

Karolina Karlqvist, Appalachian State
Shannon Spencer, Appalachian State
Amy Engle, ETSU
Telly Hall, Georgia Southern
Marysue James, Georgia Southern

1997

First Team

Leigh Jones, Appalachian State
Angie Fickes, ETSU
Tarsha Askew, Georgia Southern
Cindy McCauley, Marshall
Keri Simmons, Marshall (MVP)

Second Team

Merideth Thompson, Appalachian State
Jackie Smith, Furman
Telly Hall, Georgia Southern
Angelica Rivers, Georgia Southern
Kristina Behnfeldt, Marshall

1998

First Team

Jennifer O'Brien, Davidson
Haley Cook, Furman
Telly Hall, Georgia Southern (MVP)
Biz Brediger, UNCG
Melinda Goodson, UNCG

Second Team

Katy Kamp, Davidson
Rosie Arnold, Georgia Southern
Sharon Mitchell, Georgia Southern
Rebecca Viverette, UNCG
Meredith Denton, Wofford

1999

First Team

Jamie Gagliano, Appalachian State
Beth Schoolfield, Appalachian State (MVP)
Jamie Brown, Davidson
Kerry Brown, Davidson
Melinda Goodson, UNCG

Second Team

Tiffany Chappell, Appalachian State
Katy Kamp, Davidson
Jennifer O'Brien, Davidson
Angie Fickes, ETSU
Shawn Thompson, ETSU

2000

First Team

Jennifer O'Brien, Davidson
Kena Hodges, Furman
Jackie Smith, Furman
Brianna Dodgen, UNCG (MVP)
ChoRhonda Gwaltney, UNCG

Second Team

Angie Fickes, ETSU
Tara Charles, Furman
Torrie Scott, Furman
Samika Foster, UNCG
Damita Bullock, Chattanooga

2001

First Team

Natasha Lettsome, Appalachian State
ChoRhonda Gwaltney, UNCG (MVP)
Sharon Mitchell, Georgia Southern
Damita Bullock, Chattanooga
Tishay Lewis, Chattanooga

Second Team

Brianna Dodgen, UNCG
Samika Foster, UNCG
Sandi Reid, UNCG

ALL-TOURNAMENT TEAMS

Heather Dykes, Chattanooga
Jenny Nett, Wofford

2002 First Team

Brianne Dodgen, UNCG
Jacinda Lambert, UNCG
Damita Bullock, Chattanooga
Miranda Warfield, Chattanooga (MVP)
Jenny Nett, Wofford

Second Team

Mary Brock, Furman
Shawnica Hill, Georgia Southern
Sandi Reid, UNCG
Jennifer Wilson, Chattanooga
Natalie Walsh, Wofford

2003 First Team

Wilma Simpson, College of Charleston
Deshara Shealey, Furman
Shawnica Hill, Georgia Southern
Mimi Lindsey, Georgia Southern
Miranda Warfield, Chattanooga (MVP)
Jennifer Wilson, Chattanooga

Second Team

Tiffani Johnson, Appalachian State
Bethany Schott, Davidson
Jessica Everett, Georgia Southern
Tiffany Lanier, Georgia Southern
Heather McDivitt, Chattanooga
Ricaye Harris, Wofford

2004 First Team

Jennifer Gardner, Western Carolina
Tiffany Hamm, Western Carolina
Katasha Brown, Chattanooga (MVP)
Tiffani Roberson, Chattanooga
Miranda Warfield, Chattanooga

Second Team

Lisa Miller, Elon
Courtney Nyborg, Elon
Jen Nadalin, Furman
Katie Galloway, Chattanooga
Christy Blackwell, Western Carolina

2005 First Team

B.J. Banjo, ETSU
Dana Benemon, Georgia Southern
Tiffany Brown, Georgia Southern
Jennifer Gardner, Western Carolina (MVP)
Lori Tanner, Western Carolina

Second Team

Katie Hamilton, Davidson
Candace Gibson, ETSU
Lee Dubose, Georgia Southern
Chevon Keith, Western Carolina
Sigita Maleraite, Western Carolina

2006 First Team

Janell Crayton, Davidson
Kristen Boone, UNCG
Irene Otamiri, UNCG
Alex Anderson, Chattanooga
Tiffani Roberson, Chattanooga (MVP)

Second Team

KaLeah Latham, UNCG
Katasha Brown, Chattanooga
Brooke Hand, Chattanooga
Nicole Mattison, Chattanooga
Monique Dawson, Western Carolina

2007 First Team

Tiffany Brown, Georgia Southern
Alex Anderson, Chattanooga (MVP)
Brooke Hand, Chattanooga
Brooke Johnson, Western Carolina
Chevon Keith, Western Carolina

Second Team

Whitney Tossie, Appalachian State
Kristen Boone, UNCG
Laura Hall, Chattanooga
Shanara Hollinquest, Chattanooga
Ashley Pellom, Western Carolina

2008 First Team

Tierra Bumbrey, Elon
Kitara McMoore, Elon
Alex Anderson, Chattanooga (MVP)
Laura Hall, Chattanooga
Jessica Johnson, Western Carolina

Second Team

Nikki Williams, College of Charleston
Shanara Hollinquest, Chattanooga
Emily Clarke, Western Carolina
Ashley Pellom, Western Carolina
Liz Miller, Wofford

2009 First Team

Tonia Gerty, College of Charleston
Jade Hughes, College of Charleston
Deidra Jones, College of Charleston
Tagan Hatchett, Chattanooga
Brooke Johnson, Western Carolina (MVP)

Second Team

Brittany Mixon, Appalachian State
Courtney Medley, Elon
Chika Okoli, Samford
Jenaya Wade-Fray, Chattanooga
Emily Clarke, Western Carolina

2010 First Team

Savannah Hill, Samford
Emily London, Samford
Monica Maxwell, Samford
Kayla Christopher, Chattanooga
Shanara Hollinquest, Chattanooga (MVP)

Second Team

Anna Freeman, Appalachian State
Chakeitha Weldon, Appalachian State
Lakiah Hyson, UNCG
Michelle Davis, Chattanooga
Jenaya Wade-Fray, Chattanooga

2011 First Team

Ashlen Dewart, Appalachian State
Anna Freeman, Appalachian State
Kelsey Sharkey, Appalachian State
Savannah Hill, Samford (MVP)
Emily London, Samford

Second Team

Courtney Freeman, Appalachian State
Sophia Aleksandravicius, Davidson
Ali Ford, Elon
Kylie Lambert, Chattanooga
Mahagony Williams, Wofford

2012 First Team

Anna Freeman, Appalachian State
Maryah Sydnor, Appalachian State
Laura Murray, Davidson
Shelby Campbell, Samford (MVP)
Jazmine Martin, Samford

Second Team

Chakeitha Weldon, Appalachian State
Taylor Reece, Samford
Taylor Hall, Chattanooga
Kaila'Shea Menendez, Western Carolina
Morgan Wrightson, Wofford

2013 First Team

Raven Gary, Appalachian State
Sophia Aleksandravicius, Davidson
Laura Murray, Davidson

Ashlen Dewart, Chattanooga (MVP)
Taylor Hall, Chattanooga

Second Team

Anna Freeman, Appalachian State
Kelsey Evans, Elon
Meredyth Frye, Georgia Southern
Taylor Reece, Samford
Alex Black, Chattanooga

2014 First Team

Dakota Dukes, Davidson
Laura Murray, Davidson
Alex Black, Chattanooga
Taylor Hall, Chattanooga (MVP)
Justin Taylor, Western Carolina

Second Team

Kelsey Harris, Elon
Sarah Durdaller, Furman
Anna Claire Knight, Georgia Southern
Ashlen Dewart, Chattanooga
Rena Wakama, Western Carolina

2015 First Team

Destiny Mitchell, ETSU
Tianna Tarter, ETSU
Whitney Bunn, Furman
Jasmine Joyner, Chattanooga (MVP)
Chelsey Shumpert, Chattanooga

Second Team

Serena Clark, ETSU
Brittany Hodges, Furman
Precious Bridges, Mercer
Alicia Payne, Chattanooga
Ka'Vonnie Towns, Chattanooga

2016 First Team

KeKe Calloway, Mercer
Sydni Means, Mercer
Queen Alford, Chattanooga
Jasmine Joyner, Chattanooga
Alicia Payne, Chattanooga (MVP)

Second Team

Whitney Bunn, Furman
Holli Wilkins, Furman
Kahlia Lawrence, Mercer
Kassidy Blevins, Samford
Keiana Gilbert, Chattanooga

2017 First Team

Tianna Tarter, ETSU
KeKe Calloway, Mercer
Kahlia Lawrence, Mercer
Sydni Means, Mercer
Jasmine Joyner, Chattanooga (MVP)

Second Team

Cierra Carter, Furman
Mangela Ngandjui, UNCG
Nadine Soliman, UNCG
Lakelyn Bouldin, Chattanooga
Chelsey Shumpert, Chattanooga

2018 First Team

Tianna Tarter, ETSU
Erica Haynes-Overton, ETSU
KeKe Calloway, Mercer
Kahlia Lawrence, Mercer (MVP)
Ije Ajemba, UNCG

Second Team

Sydni Means, Mercer
Amanda Thompson, Mercer
Brooke Burns, Chattanooga
Olivia Crozier, Samford
Hannah Nichols, Samford

ALL-TOURNAMENT TEAMS

2019 First Team

Tierra Hodges, Furman
Taylor Petty, Furman
KeKe Calloway, Mercer (MVP)
Amanda Thompson, Mercer
Shannon Titus, Mercer

Second Team

Lakelyn Bouldin, Chattanooga
Da'Ja Green, Wofford
Le'Jzae Davidson, Furman
Celena Taborn, Furman
Rachel Selph, Mercer

2020 First Team

Jaron Dougherty, Mercer
Aja Boyd, UNCG
Nadine Soliman, UNCG
Natalie Armstrong, Samford
Paige Serup, Samford

Second Team

Tierra Hodges, Furman
Shannon Titus, Mercer
Te'ja Twitty, UNCG
Sarah Myers, Samford
Jewel Smalls, Western Carolina

2021 First Team

Jaron Dougherty, Mercer
Jada Lewis, Mercer
Amoria Neal-Tysor, Mercer (MVP)
Andrea Cournoyer, Samford
Lilly Hatton, Wofford

Second Team

Jakhya Davis, ETSU
Tierra Hodges, Furman
Celena Taborn, Furman
Shannon Titus, Mercer
Helen Matthews, Wofford

2022 First Team

Tierra Hodges, Furman
Tate Walters, Furman
Amoria Neal-Tysor, Mercer (MVP)
Shannon Titus, Mercer
Alexis Tomlin, Wofford

Second Team

Carly Hooks, ETSU
Grace van Rij, Furman
Jaron Dougherty, Mercer
Abbey Cornelius, Chattanooga
Jackie Carman, Wofford

2023 First Team

Isys Grady, UNCG
Addie Porter, Chattanooga
Raven Thompson, Chattanooga (MVP)
Yaz Wazeerud-Din, Chattanooga
Rachael Rose, Wofford

Second Team

Jakhya Davis, ETSU
Abbey Cornelius, Chattanooga
Jackie Carman, Wofford
Lilly Hatton, Wofford
Helen Matthews, Wofford

SOCON TOURNAMENT RECORDS

INDIVIDUAL

Game

Most points – 45, Jennifer Gardner (Western Carolina) vs. Georgia Southern, 2005

Most field goals made – 17, Katie Beck (ETSU) vs. Western Carolina, 1986

Most field goal attempts – 30, Regina Kirk (Chattanooga) vs. ETSU, 1988

Most 3-point field goals made – 7, Leigh Jones, (Appalachian State) vs. Marshall, 1997; Tierra Bumbrey (Elon) vs. Western Carolina, 2008; Whitney Bunn (Furman) vs. Samford, 2015; KeKe Calloway (Mercer) vs. Chattanooga, 2017

Most 3-point field-goal attempts – 16, Andrea Cournoyer (Samford) vs. ETSU, 2021

Most free throws made – 15, Melinda Goodson (UNCG) vs. Davidson, 1999

Most free-throw attempts – 22, Kim McInturff (Western Carolina) vs. Furman, 1987

Most rebounds – 22, Katie Beck (ETSU) vs. Chattanooga, 1988; Shannon Thomas (Appalachian State) vs. Chattanooga, 1990

Most assists – 15, Jan Cameron (Chattanooga) vs. Western Carolina, 1992

Most blocked shots – 8, Jasmine Joyner (Chattanooga) vs. Samford, 2016

Most steals – 8, Jennifer O'Brien (Davidson) vs. Furman, 1999, vs. College of Charleston, 2000; Shannon Spencer (Appalachian State) vs. Marshall, 1996; Shannon Thomas (Appalachian State) vs. Chattanooga, 1990

Tournament

Most points – 106, Jennifer Gardner (Western Carolina), 2005

Most field goals made – 33, Jennifer Gardner (Western Carolina), 2005

Most field-goal attempts – 57, Nicole Hopson (ETSU), 1991

Most 3-point field goals made – 12, Brooke Hand (Chattanooga), 2007; Michelle Davis (Chattanooga), 2010; KeKe Calloway (Mercer), 2017

Most 3-point field-goal attempts – 27, Tianna Tarter (ETSU), 2018

Most free throws made – 37, Jennifer Gardner (Western Carolina), 2005

Most free-throw attempts – 46, Jennifer Gardner (Western Carolina), 2005

Most rebounds – 43, Jennifer Gardner (Western Carolina), 2005

Most assists – 28, Ki-Ki Glass (Western Carolina), 2005

Most blocked shots – 14, Sophia Aleksandravicius (Davidson), 2013

Most steals – 15, Nancy Smith (Chattanooga), 1989; Jennifer O'Brien (Davidson), 2000

TEAM

Game

Most points – 108, Marshall vs. Georgia Southern, 1996

Most field goals made – 43, Appalachian State vs. Furman, 1988

Most field-goal attempts – 88, College of Charleston vs. Western Carolina, 2009

Most 3-point field goals made – 13, Appalachian State vs. Marshall, 1997; Chattanooga vs. UNCG, 2008

Most 3-point field-goal attempts – 33, Chattanooga vs. College of Charleston, 2009

Most free throws made – 31, ETSU vs. Furman, 1990; Appalachian State vs. Davidson, 1999

Most free-throw attempts – 42, Appalachian State vs. Marshall, 1995

Most rebounds – 61, Appalachian State vs. Marshall, 1995

Most assists – 29, Marshall vs. ETSU, 1987

Most blocked shots – 13, Chattanooga vs. UNCG, 2019

Most steals – 22, Furman vs. ETSU, 1992

Least points scored – 32, Western Carolina vs. Mercer, 2019

Tournament

Most points – 301, Western Carolina, 2005

Most field goals made – 105, Appalachian State, 1991; Western Carolina, 2005

Most field-goal attempts – 254, Western Carolina, 2005

Most 3-point field goals made – 31, Chattanooga, 2010

Most 3-point field-goal attempts – 70, ETSU, 2018; 70, Furman, 2022

Most free throws made – 66, Western Carolina, 2005


Most free-throw attempts – 112, Appalachian State, 1996

Most rebounds – 173, Western Carolina, 2005

Most assists – 70, Western Carolina, 2005

Most blocked shots – 22, Mercer, 2019

Most steals – 38, ETSU, 2005



Western Carolina's Jennifer Gardner broke five SoCon tournament records in leading the Catamounts to the 2005 championship, including most points in a game (45) and most points in a tournament (106).