

2004 Year in Review



2004 STANDINGS

Team	W	L	Pct	PF	PA	W	L	Pct	PF	PA	Home	Strk
*Furman	6	1	.857	214	131	10	3	.769	449	216	6-1	L1
Georgia Southern	6	1	.857	313	104	9	3	.750	564	221	5-1	L1
Wofford	4	3	.571	191	190	8	3	.727	339	247	5-1	W1
Appalachian State	4	3	.571	234	210	6	5	.545	366	358	6-0	L1
Western Carolina	2	5	.286	120	162	4	7	.364	245	254	3-2	L1
The Citadel	2	5	.286	120	189	3	7	.300	162	250	3-1	W1
Elon	2	5	.286	100	194	3	8	.273	196	287	2-4	L1
Chattanooga	2	5	.286	205	317	2	9	.182	320	529	1-4	L3

* indicates automatic bid to NCAA playoffs

NCAA Division I-AA National Championship Game

Dec. 17 (Championship)
James Madison 31, Montana 21

NCAA Division I-AA Semifinals

Dec. 10-11 (Semifinals)
Montana 34, Sam Houston State 13
James Madison 48, William & Mary 34

NCAA Division I-AA Quarterfinals

Dec. 4 (Quarterfinals)
Four quarterfinal games at campus sites
William & Mary 44, Delaware 38
James Madison 14, Furman 13
Montana 47, New Hampshire 17
Sam Houston State 35, E. Washington 34

NCAA I-AA First Round Results

November 27 (First Round)
#2 Furman 49, Jacksonville St 7
New Hampshire 27, #4 Georgia Southern 21
#3 William & Mary 42, Hampton 35
James Madison 14, Lehigh 13
Sam Houston St 54, Western Kentucky 24
Montana 56, Northwestern State 7
Eastern Washington 35, #1 So. Illinois 31
Delaware 28, Lafayette 14

2004 vs. Non-League Foes

Overall Record: 17-17

Division I-A (1-7)

Atlantic Coast Conference	0-1
Big East Conference	0-1
Conference USA	0-1
Independents	1-0
Mountain West Conference	0-1
Southeastern Conference	0-3

Division I-AA (11-10)

Atlantic 10 (0-3)	
Towson at Elon	L 34-13
New Hampshire at Georgia Southern	L 27-23
James Madison at Furman	L 14-13

Big South Conference (3-3)

Charleston Southern at Citadel	PPD
Furman at Gardner-Webb	W 38-6
Western Carolina at Gardner-Webb	L 26-20 OT
Gardner-Webb at Wofford	W 49-17
Liberty at Chattanooga	L 43-40
Elon at Liberty	L 27-17
Wofford at VMI	W 19-18

Great West Conference (1-0)

South Dakota St. at Georgia Southern	W 63-7
--------------------------------------	--------

Mid-Eastern Athletic Conference (2-1)

Wofford at South Carolina State	W 24-22
Delaware State at Elon	W 49-13
Elon at North Carolina A&T	L 19-17

Ohio Valley Conference (3-2)

Eastern Kentucky at Appalachian St	W 49-21
Furman at Samford	W 45-10
Jacksonville State at Chattanooga	L 65-20
Chattanooga at Tennessee Tech	L 52-34
Jacksonville State at Furman	W 49-7

Southland Football Conference (2-1)

Nicholls State at Western Carolina	W 28-7
Appalachian St at Northwestern St	L 40-35
Texas State at Appalachian State	W 41-34

Non-Division I (5-0)

West Virginia State at Western Carolina	W 77-7
Presbyterian at Furman	W 52-7
Johnson C. Smith at Georgia Southern	W 84-3
Johnson C. Smith at Wofford	W 56-0
Benedict at The Citadel	W 29-0

Players of the Week

Offense

Sept. 6	Ingle Martin, Furman
Sept. 13	Richie Williams, Appalachian St
Sept. 20	Richie Williams, Appalachian St
Sept. 27	Jermaine Austin, Georgia So.
Oct. 4	Chaz Williams, Georgia Southern
Oct. 11	Richie Williams, Appalachian St.
Oct. 18	John Taylor, Elon
Oct. 25	DaVon Fowlkes, Appalachian St
Nov. 1	Cedric Stevens, Chattanooga
Nov. 8	DaVon Fowlkes, Appalachian St
Nov. 15	Isaac West, Furman
Nov. 22	Ingle Martin, Furman

Defense

Sept. 6	Travis Hill, Western Carolina
Sept. 13	Cam Newton, Furman
Sept. 20	William Freeman, Furman
Sept. 27	William Freeman, Furman
Oct. 4	Jeremy Wiggins, Appalachian St.
Oct. 11	Dwayne Ijames, Elon
Oct. 18	Lee Basinger, Wofford
Oct. 25	Greg McConico, Chattanooga
Nov. 1	Travis Hill, Western Carolina
Nov. 8	William Freeman, Furman
Nov. 15	Bruce Lee, Western Carolina
Nov. 22	Justin Franklin, Wofford

Freshman

Sept. 6	Scott Beckler, Furman
Sept. 13	Antonio Miller, Chattanooga
Sept. 20	Kye Hamilton, Elon
Sept. 27	Brian Kemp, Wofford
Oct. 3	Trey Elder, Appalachian State
Oct. 11	Cedric Gipson, Furman
Oct. 18	Jayson Foster, Georgia Southern
Oct. 25	Montrell Lee, The Citadel
Nov. 1	Jayson Foster, Georgia Southern
Nov. 8	Jerome Felton, Furman
Nov. 15	Andrew Jones, Furman
Nov. 22	Cedrick Gipson, Furman

2004 Individual Stats

RUSHING		Team	Cl	G	Att	Yds	Avg	TD	Yds/G	Lng
1.	John Taylor (18)	ELON	SO	10	247	1069	4.3	10	106.9	37
2.	Jermaine Austin	GSU	JR	10	156	988	6.3	5	98.8	63
3.	Kevious Johnson	WOF	SO	11	173	1035	6.0	9	94.1	40
4.	N. Broughton	CIT	SR	10	180	793	4.4	5	79.3	92
5.	Chaz Williams	GSU	SR	12	179	737	4.1	25	61.4	47
6.	Gabriel Jackson	WOF	JR	11	92	647	7.0	8	58.8	83
7.	Cedrick Gipson	FUR	FR	13	124	745	6.0	4	57.3	55
8.	Daric Carter	FUR	JR	11	107	579	5.4	3	52.6	66
9.	Brandon Mays	FUR	JR	13	140	682	4.9	5	52.5	50
10.	N. Wishart	WCU	SO	11	146	577	4.0	5	52.5	30

PASSING AVG/GAME		Team	Cl	G	Att	Cmp	Int	Pct.	Yds	TD	Avg/G
1.	Richie Williams	ASU	JR	10	350	234	10	66.9	3109	24	310.9
2.	Cedric Stevens	UTC	SR	11	354	232	10	65.5	2708	20	246.2
3.	Ingle Martin	FUR	JR	13	320	198	9	61.9	2792	22	214.8
4.	Justin Clark	WCU	SO	9	149	88	9	59.1	1065	7	118.3
5.	Kye Hamilton	ELON	FR	11	225	129	14	57.3	1093	9	99.4
6.	Duran Lawson	CIT	FR	10	170	94	5	55.3	937	3	93.7

TOTAL OFFENSE		Team	Cl	G	Rush	Pass	Plays	Total	Yds/G
1.	Richie Williams (3)	ASU	JR	10	284	3109	487	3393	339.3
2.	Cedric Stevens (18)	UTC	SR	11	129	2708	444	2837	257.9
3.	Ingle Martin	FUR	JR	13	292	2792	382	3084	237.2
4.	Chaz Williams	GSU	SR	12	737	1178	294	1915	159.6
5.	Duran Lawson	CIT	FR	10	278	937	264	1215	121.5
6.	Justin Clark	WCU	SO	9	-48	1065	171	1017	113.0
7.	John Taylor	ELON	SO	10	1069	0	247	1069	106.9
8.	Jermaine Austin	GSU	JR	10	988	0	156	988	98.8
9.	Kevious Johnson	WOF	SO	11	1035	0	173	1035	94.1
10.	Kye Hamilton	ELON	FR	11	-61	1093	241	1032	93.8

RECEPTIONS/GAME		Team	Cl	G	Rec	Yds	TD	Avg/C	Rec/G	Lng
1.	DaVon Fowlkes (1)	ASU	SR	11	103	1618	14	15.7	9.36	89
2.	Alonzo Nix	UTC	SR	11	60	819	7	13.6	5.45	74
3.	Emanuel Hassell	UTC	SO	11	55	647	2	11.8	5.00	42
4.	Isaac West	FUR	SR	13	60	1006	6	16.8	4.62	75
5.	Michael Reeder	WCU	SR	11	48	547	4	11.4	4.36	46
6.	Brian Bratton	FUR	SR	13	55	788	9	14.3	4.23	45
7.	Tyrus Ward	UTC	SO	11	43	660	5	15.3	3.91	70
8.	Anthony Crews	ELON	SO	11	40	351	4	8.8	3.64	50
9.	Eddie Cohen	WCU	FR	11	34	389	4	11.4	3.09	53
10.	Xavier Godard	WCU	JR	10	27	227	1	8.4	2.70	55

RECEIVE YDS/GAME		Team	Cl	G	Rec	Yds	TD	Avg/C	Yds/G	Lng
1.	DaVon Fowlkes (1)	ASU	SR	11	103	1618	14	15.7	147.1	89
2.	Isaac West	FUR	SR	13	60	1006	6	16.8	77.4	75
3.	Alonzo Nix	UTC	SR	11	60	819	7	13.6	74.5	74
4.	Brian Bratton	FUR	SR	13	55	788	9	14.3	60.6	45
5.	Tyrus Ward	UTC	SO	11	43	660	5	15.3	60.0	70
6.	Emanuel Hassell	UTC	SO	11	55	647	2	11.8	58.8	42
7.	Michael Reeder	WCU	SR	11	48	547	4	11.4	49.7	46
8.	Teddy Craft	GSU	SO	10	20	482	7	24.1	48.2	52
9.	Calvin Guinyard	WCU	SO	11	23	397	4	17.3	36.1	63
10.	Eddie Cohen	WCU	FR	11	34	389	4	11.4	35.4	53

ALL PURPOSE		Team	Cl	G	Rush	Rev	PR	KR	Yds	Avg/G
1.	DaVon Fowlkes (1)	ASU	SR	11	82	1618	194	419	2313	210.3
2.	Kevious Johnson	WOF	SO	11	1035	31	0	340	1406	127.8
3.	Michael Gilmore	UTC	SO	10	2	212	0	1009	1223	122.3
4.	John Taylor	ELON	SO	10	1069	118	0	0	1187	118.7
5.	Isaac West	FUR	SR	13	1	1006	97	237	1341	103.2
6.	Jermaine Austin	GSU	JR	10	988	15	0	0	1003	100.3
7.	Brian Bratton	FUR	SR	13	159	788	0	325	1272	97.8
8.	N. Broughton	CIT	SR	10	793	30	0	0	823	82.3
9.	Ern Mills	CIT	SR	10	171	130	1	489	791	79.1
10.	Teddy Craft	GSU	SO	10	1	482	193	83	759	75.9

INTERCEPTIONS		Team	Cl	G	Int	Yds	TD	Int/G	Lng
1.	A.J. Bryant (19)	GSU	JR	12	6	165	1	0.50	73
2.	Anthony Harris	ELON	JR	11	4	111	2	0.36	54
	Greg McConico	UTC	JR	11	4	58	0	0.36	31
	Dwayne Ijames	ELON	JR	11	4	35	0	0.36	13
5.	Jason Jones	UTC	SR	11	3	47	0	0.27	44
	Irvin Raglin	ELON	FR	11	3	41	0	0.27	22
	William High	UTC	FR	11	3	14	0	0.27	13
8.	Deonte Cook	WCU	JR	9	2	22	0	0.22	18
9.	Brian Kemp	WOF	SO	10	2	55	1	0.20	55
	Vincent Graves	ELON	SR	10	2	14	0	0.20	14

PASSEFFICIENCY		Team	Cl	G	Att	Cmp	Int	Pct.	Yds	TD	Eff.
1.	Richie Williams (6)	ASU	JR	10	350	234	10	66.9	3109	24	158.4
2.	Ingle Martin (9)	FUR	JR	13	320	198	9	61.9	2792	22	152.2
3.	Cedric Stevens (15)	UTC	SR	11	354	232	10	65.5	2708	20	142.8
4.	Justin Clark	WCU	SO	9	149	88	9	59.1	1065	7	122.5
5.	Duran Lawson	CIT	FR	10	170	94	5	55.3	937	3	101.5
6.	Kye Hamilton	ELON	FR	11	225	129	14	57.3	1093	9	98.9

PUNT RETURNS		Team	Cl	G	Ret	Yds	TD	Avg	Lng
1.	Teddy Craft (19)	GSU	SO	10	17	193	1	11.4	53
2.	Gary Domanski	CIT	SO	10	13	134	0	10.3	68
3.	Francis Brown	WCU	SR	11	29	272	1	9.4	83
4.	DaVon Fowlkes	ASU	SR	11	21	194	0	9.2	51
5.	Justin Stepp	FUR	SO	13	17	131	0	7.7	25
6.	Stan Smith	ELON	SR	11	20	111	0	5.6	19
7.	J. Anderson	CIT	SR	8	10	51	0	5.1	15

KICKOFF RET		Team	Cl	G	Ret	Yds	TD	Avg	Lng
1.	DaVon Fowlkes	ASU	SR	11	18	419	0	23.3	42
2.	Ern Mills	CIT	SR	10	22	489	0	22.2	79
3.	T. Alford	WCU	SR	11	16	354	0	22.1	61
4.	Michael Gilmore	UTC	SO	10	46	1009	0	21.9	78
5.	Xavier Godard	WCU	JR	10	17	334	0	19.6	45
6.	Dexter Jackson	ASU	FR	11	22	394	0	17.9	26

PUNTING		Team	Cl	G	Punt	Yds	Avg	
1.	Dan Jordan	GSU	FR	11	34	1396	41.1	68
2.	Tim Mayse	WCU	SO	11	51	2032	39.8	54
3.	Trey Rodgers	WOF	SR	10	21	808	38.5	57
4.	Jonathan Wright	UTC	FR	11	64	2416	37.8	56
5.	Mike Adams	CIT	FR	10	71	2625	37.0	58
6.	Bo Moore	FUR	SR	13	32	1176	36.8	58
7.	A. Turowski	ELON	SR	11	66	2404	36.4	54

SCORING		Team	Cl	G	TD	XPT	FG	2XP	Pts	Pts/G
1.	Chaz Williams (1)	GSU	SR	12	25	0	0	2	152	12.7
2.	DaVon Fowlkes	ASU	SR	11	16	0	0	0	96	8.7
3.	Jonathan Dudley	GSU	SO	12	0	54	9	0	81	6.8
4.	Lirionnie Davis	UTC	FR	11	12	0	0	0	72	6.5
5.	Scott Beckler	FUR	FR	13	0	48	11	0	81	6.2
6.	John Taylor	ELON	SO	10	10	0	0	0	60	6.0
7.	J. Godfrey	UTC	SR	11	0	36	10	0	66	6.0
8.	Julian Rauch	ASU	FR	11	0	44	6	0	62	5.6
9.	Kevious Johnson	WOF	SO	11	10	0	0	0	60	5.5
10.	Jerome Felton	FUR	FR	13	11	0	0	4	70	5.4

SCORING (KICK)		Team	Cl	G	PAI	FGs	Pts	Pts/G
1.	Jonathan Dudley	GSU	SO	12	54-60	9-9	81	6.8
2.	Scott Beckler	FUR	FR	13	48-51	11-18	81	6.2
3.	J. Godfrey	UTC	SR	11	36-40	10-13	66	6.0
4.	Julian Rauch	ASU	FR	11	44-46	6-9	62	5.6
5.	Nick Robinson	WOF	SO	11	41-44	4-10	53	4.8
6.	Blake Vandiver	CIT	SO	10	18-20	8-10	42	4.2
7.	Tim Mayse	WCU	SO	11	17-21	8-16	41	3.7
8.	William Rawls	ELON	SR	11	25-27	3-8	34	3.1
9.	Stephen Brown	WCU	FR	9	3-3	0-0	3	0.3
10.	Dan Jordan	GSU	FR	11	2-2	0-0	2	0.2

FIELD GOALS		Team	Cl	G	FG	FGA	Pct.	FG/G
1.	J. Godfrey	UTC	SR	11	10	13	76.9	0.91
2.	Scott Beckler	FUR	FR	13	11	18	61.1	0.85
3.	Blake Vandiver	CIT	SO	10	8	10	80.0	0.80
4.	Jonathan Dudley	GSU	SO	12	9	9	100.0	0.75
5.	Tim Mayse	WCU	SO	11	8	16	50.0	0.73
6.	Julian Rauch	ASU	FR	11	6	9	66.7	0.55
7.	Nick Robinson	WOF	SO	11	4	10	40.0	0.36
8.	William Rawls	ELON	SR	11	3	8	37.5	0.27

FIELD GOAL PCT		Team	Cl	G	FG	FGA	Long	Pct.
1.	Jonathan Dudley	GSU	SO	12	9	9	47	100.0
2.	Blake Vandiver	CIT	SO	10	8	10	39	80.0
3.	J. Godfrey	UTC	SR	11	10	13	39	76.9
4.	Julian Rauch	ASU	FR	11	6	9	48	66.7
5.	Scott Beckler	FUR	FR	13	11	18	47	61.1
6.	Tim Mayse	WCU	SO	11	8	16	41	50.0
7.	Nick Robinson	WOF	SO	11	4	10	40	40.0
8.	William Rawls	ELON	SR	11	3	8	37	37.5

2004 Individual Stats



PAT KICKING PCT

	Team	CI	G	Made	Att	Pct.
1. Julian Rauch	ASU	FR	11	44	46	95.7
2. Scott Beckler	FUR	FR	13	48	51	94.1
3. Nick Robinson	WOF	SO	11	41	44	93.2
4. William Rawls	ELON	SR	11	25	27	92.6
5. Jonathan Dudley	GSU	SO	12	54	60	90.0
J. Godfrey	UTC	SR	11	36	40	90.0
Blake Vandiver	CIT	SO	10	18	20	90.0
8. Tim Mayse	WCU	SO	11	17	21	81.0

TACKLES

	Team	CI	G	Pos	UA	A	Total	Avg	Sack
Chad Nkang (4)	ELON	SO	11	LB	56	79	135	12.3	0.5
Jerelle Carter	ASU	SR	11	LB	50	52	102	9.3	1.0
William Freeman	FUR	JR	10	LB	42	44	86	8.6	4.5
Jeremy Wiggins	ASU	SO	11	DB	48	36	84	7.6	0.0
Calvin Sutton	ELON	SR	11	LB	43	40	83	7.5	4.0
Justin Franklin	WOF	SO	11	LB	45	36	81	7.4	1.0
Nygel Rogers	ASU	SR	11	DB	50	26	76	6.9	0.0
Dwayne Ijames	ELON	JR	11	DB	48	28	76	6.9	1.0
Brandon Hawkins	CIT	JR	10	DB	39	26	65	6.5	0.0
Brad West	ASU	JR	11	LB	44	27	71	6.5	0.0
Randy Craft	UTC	SR	11	DB	56	14	70	6.4	1.5
Greg McConico	UTC	JR	11	DB	48	22	70	6.4	0.0
James Greene	CIT	SR	10	LB	35	28	63	6.3	1.5
Anthony Harris	ELON	JR	11	DB	37	32	69	6.3	0.0
Shawn Grant	CIT	JR	9	LB	36	20	56	6.2	1.0
Cedrick Ritter	FUR	SR	11	LB	28	36	64	5.8	3.0
Derrick Butler	GSU	SR	11	LB	35	27	62	5.6	1.0
W. Mayfield	ASU	SO	11	LB	32	29	61	5.5	0.5
Roy Ravenell	FUR	SO	11	DL	25	35	60	5.5	6.0
Marques Murrell	ASU	SO	11	DE	37	23	60	5.5	7.0
Vincent Graves	ELON	SR	10	DB	21	33	54	5.4	0.0
Andrew Thacker	FUR	FR	11	DB	38	20	58	5.3	0.0
John Mohring	GSU	SO	11	LB	36	22	58	5.3	4.0
Monte Smith	ASU	SO	11	LB	35	22	57	5.2	3.0
Julian West	CIT	SR	10	LB	31	19	50	5.0	2.0
Sidney Fitz-Coy	ELON	FR	9	LB	18	27	45	5.0	0.0
Jim Thurman	WOF	JR	10	LB	25	24	49	4.9	1.0
Dedrick Stuckey	WOF	JR	11	CB	35	18	53	4.8	0.0
Gary Nelson	FUR	FR	11	LB	23	30	53	4.8	1.0
T.J. Wilson	FUR	SR	11	DB	36	17	53	4.8	0.0
Jimi Mitchell	UTC	SR	11	LB	35	17	52	4.7	1.5
James Conklin	WCU	JR	10	LB	27	20	47	4.7	0.0
Mark Hatch	ELON	JR	11	DL	19	32	51	4.6	1.5
Brian Kemp	WOF	SO	10	CB	33	13	46	4.6	1.0
Jimmy Freland	WOF	SR	11	LB	30	20	50	4.5	2.5
Jada Sullivan	WCU	JR	10	LB	27	18	45	4.5	0.5
M. Ballentine	CIT	SR	10	DE	31	14	45	4.5	6.0
William High	UTC	SR	11	DB	35	14	49	4.5	1.0
Travis Hill	WCU	FR	11	LB	28	20	48	4.4	1.0
Shelton Gaffney	WCU	SO	11	LB	27	19	46	4.2	0.0
Eric Hadley	GSU	SR	11	DT	18	28	46	4.2	2.0
Lee Basinger	WOF	SR	11	DE	25	21	46	4.2	4.5
Alex Love	WOF	JR	11	FS	28	18	46	4.2	0.0
Justin Woazeah	ASU	FR	11	DB	30	16	46	4.2	0.0
B. Ridgeway	UTC	FR	11	LB	29	17	46	4.2	1.5
Albert Reid	WCU	SR	11	DE	28	15	43	3.9	1.0
Dan Tavani	WOF	FR	11	DB	28	15	43	3.9	0.0
Mark Jetton	ELON	JR	10	DL	12	27	39	3.9	3.5
James Turner	CIT	SO	10	LB	23	16	39	3.9	0.0
Tim Powers	UTC	SR	11	DL	26	16	42	3.8	1.0

SACKS

	Team	CI	G	Pos	UA	A	Yds	Total	Avg
Marques Murrell	ASU	SO	11	DE	7	0	33	7.0	0.64
Roy Ravenell	FUR	SO	11	DL	6	0	51	6.0	0.55
T. Broughton	CIT	FR	10	DL	5	2	30	6.0	0.60
M. Ballentine	CIT	SR	10	DE	6	0	29	6.0	0.60
Lee Basinger	WOF	SR	11	DE	4	1	44	4.5	0.41
William Freeman	FUR	JR	10	LB	4	1	39	4.5	0.45
DeShawn Jude	GSU	SR	11	DE	4	0	39	4.0	0.36
John Mohring	GSU	SO	11	LB	4	0	33	4.0	0.36
Calvin Sutton	ELON	SR	11	LB	3	2	24	4.0	0.36
Omarr Byrom	ASU	SO	11	DL	3	1	22	3.5	0.32

TACKLE FOR LOSS

	Team	CI	G	Pos	UA	A	Yds	Total	Avg
Calvin Sutton	ELON	SR	11	LB	12	8	58	16.0	1.45
Chad Nkang	ELON	SO	11	LB	10	9	36	14.5	1.32
Marques Murrell	ASU	SO	11	DE	11	3	52	12.5	1.14
Monte Smith	ASU	SO	11	LB	9	6	69	12.0	1.09
M. Ballentine	CIT	SR	10	DE	10	2	40	11.0	1.10
Mark Hatch	ELON	JR	11	DL	5	11	30	10.5	0.95
Albert Reid	WCU	SR	11	DE	9	2	27	10.0	0.91
Ben Whitney	WOF	SR	10	DE	8	4	43	10.0	1.00
Jada Sullivan	WCU	JR	10	LB	9	2	32	10.0	1.00
Roy Ravenell	FUR	SO	11	DL	10	0	56	10.0	0.91

number in () indicates national ranking



Appalachian State's DaVon Fowlkes led the nation in receptions per game and receiving yards per game in 2004



2004 Team Stats

SCORING OFFENSE									
	G	TD	XP	2XP	DXP	FG	Saf	Pts	Avg
1. Georgia Southern (1)	12	77	65	2	0	9	3	564	47.0
2. Furman (15)	13	59	50	5	0	11	1	449	34.5
3. Appalachian State (19)	11	50	46	1	0	6	0	366	33.3
4. Wofford	11	47	41	2	0	4	0	339	30.8
5. Chattanooga	11	42	36	1	0	10	0	320	29.1
6. Western Carolina	11	32	24	1	0	9	0	245	22.3
7. Elon	11	27	25	0	0	3	0	196	17.8
8. The Citadel	10	20	18	0	0	8	0	162	16.2

RUSHING DEFENSE						
	G	Rushes	Yards	Avg.	TD	Yds/G
1. Georgia Southern	12	413	1451	3.5	16	120.9
2. Wofford	11	434	1431	3.3	22	130.1
3. Furman	13	497	1748	3.5	19	134.5
4. Western Carolina	11	458	1521	3.3	13	138.3
5. Elon	11	488	1929	4.0	19	175.4
6. Appalachian State	11	522	2143	4.1	24	194.8
7. The Citadel	10	450	2037	4.5	18	203.7
8. Chattanooga	11	497	3079	6.2	45	279.9

SCORING DEFENSE									
	G	TD	XP	2XP	DXP	FG	Saf	Pts	Avg
1. Furman (8)	13	28	24	0	0	8	0	216	16.6
2. Georgia Southern (15)	12	28	20	3	0	9	0	221	18.4
3. Wofford	11	32	24	1	0	9	1	247	22.5
4. Western Carolina	11	31	25	2	0	13	0	254	23.1
5. The Citadel	10	33	30	1	0	6	1	250	25.0
6. Elon	11	40	30	1	0	5	0	287	26.1
7. Appalachian State	11	46	39	3	0	11	2	358	32.5
8. Chattanooga	11	72	68	1	1	7	2	529	48.1

TOTAL OFFENSE								
	G	Rush	Pass	Plays	Yards	Avg/P	TD	Yds/G
1. Georgia Southern (3)	12	4439	1421	896	5860	6.5	72	488.3
2. Furman (7)	13	2940	2974	926	5914	6.4	57	454.9
3. Appalachian State (15)	11	1132	3549	781	4681	6.0	48	425.5
4. Chattanooga	11	1238	3003	808	4241	5.2	41	385.5
5. Wofford	11	3356	753	746	4109	5.5	43	373.5
6. Western Carolina	11	1428	2014	727	3442	4.7	26	312.9
7. The Citadel	10	1649	1094	636	2743	4.3	18	274.3
8. Elon	11	1508	1374	698	2882	4.1	24	262.0

PASS OFFENSE									
	G	Att	Cmp	Int	Pct.	Yds	Avg	TD	Yds/G
1. Appalachian State (5)	11	402	264	13	65.7	3549	8.8	26	322.6
2. Chattanooga (13)	11	391	256	10	65.5	3003	7.7	21	273.0
3. Furman	13	339	208	11	61.4	2974	8.8	24	228.8
4. Western Carolina	11	343	186	19	54.2	2014	5.9	15	183.1
5. Elon	11	287	161	18	56.1	1374	4.8	10	124.9
6. Georgia Southern	12	135	70	4	51.9	1421	10.5	16	118.4
7. The Citadel	10	215	111	9	51.6	1094	5.1	3	109.4
8. Wofford	11	109	56	5	51.4	753	6.9	8	68.5

TOTAL DEFENSE								
	G	Rush	Pass	Plays	Yards	Avg	TD	Yds/G
1. Georgia Southern (4)	12	1451	1870	741	3321	4.5	27	276.8
2. Western Carolina	11	1521	1800	740	3321	4.5	26	301.9
3. Wofford	11	1431	2144	738	3575	4.8	30	325.0
4. Furman	13	1748	2596	903	4344	4.8	26	334.2
5. Elon	11	1929	2224	798	4153	5.2	36	377.5
6. The Citadel	10	2037	1904	685	3941	5.8	33	394.1
7. Appalachian State	11	2143	2265	839	4408	5.3	42	400.7
8. Chattanooga	11	3079	2292	748	5371	7.2	68	488.3

PASS DEFENSE									
	G	Att	Cmp	Int	Pct.	Yds	Avg	TD	Yds/G
1. Georgia Southern (10)	12	328	180	15	54.9	1870	5.7	11	155.8
2. Western Carolina (15)	11	282	157	12	55.7	1800	6.4	13	163.6
3. The Citadel	10	235	145	3	61.7	1904	8.1	15	190.4
4. Wofford	11	304	196	15	64.5	2144	7.1	8	194.9
5. Furman	13	406	255	13	62.8	2596	6.4	7	199.7
6. Elon	11	310	179	14	57.7	2224	7.2	17	202.2
7. Appalachian State	11	317	182	9	57.4	2265	7.1	18	205.9
8. Chattanooga	11	251	131	13	52.2	2292	9.1	23	208.4

PUNT RETURNS					
	G	Ret	Yds	TD	Avg
1. Georgia Southern (5)	12	31	449	2	14.5
2. Wofford	11	27	247	0	9.1
3. Appalachian State	11	23	201	0	8.7
4. Western Carolina	11	33	285	2	8.6
5. Furman	13	31	237	0	7.6
6. The Citadel	10	26	187	0	7.2
7. Chattanooga	11	11	71	0	6.5
8. Elon	11	21	116	0	5.5

KICKOFF RETURNS					
	G	Ret	Yds	TD	Avg
1. Wofford	11	41	864	1	21.1
2. Georgia Southern	12	41	852	1	20.8
3. Furman	13	32	651	0	20.3
4. The Citadel	10	36	706	0	19.6
5. Western Carolina	11	45	866	0	19.2
6. Elon	11	40	756	0	18.9
7. Chattanooga	11	65	1222	0	18.8
8. Appalachian State	11	51	935	0	18.3

PASS EFFICIENCY								
	G	Att	Cmp	Pct	Int	Yds	TD	Effie
1. Georgia Southern (1)	12	135	70	.519	4	1421	16	173.5
2. Appalachian State	11	402	264	.657	13	3549	26	154.7
3. Furman	13	339	208	.614	11	2974	24	151.9
4. Chattanooga	11	391	256	.655	10	3003	21	142.6
5. Wofford	11	109	56	.514	5	753	8	124.5
6. Western Carolina	11	343	186	.542	19	2014	15	106.9
7. Elon	11	287	161	.561	18	1374	10	95.3
8. The Citadel	10	215	111	.516	9	1094	3	90.6

PUNTING							
	G	Punts	Avg	Ret	Yds	Avg	Net/P
1. Wofford	11	42	1542	36.7	12	78	1.9 34.9
2. Western Carolina	11	63	2330	37.0	28	185	2.9 34.0
3. Furman	13	44	1512	34.4	11	31	0.7 33.7
4. Georgia Southern	12	36	1407	39.1	19	203	5.6 33.4
5. Elon	11	70	2513	35.9	19	183	2.6 33.3
6. The Citadel	10	75	2655	35.4	28	232	3.1 32.3
7. Chattanooga	11	66	2441	37.0	39	476	7.2 29.8
8. Appalachian State	11	52	1731	33.3	28	356	6.8 26.4

PASS DEFENSE EFF.								
	G	Att	Cmp	Int	Pct.	Yds	TD	Effie
1. Georgia Southern	12	328	180	15	54.9	1870	11	104.7
2. Furman	13	406	255	13	62.8	2596	7	115.8
3. Western Carolina	11	282	157	12	55.7	1800	13	116.0
4. Wofford	11	304	196	15	64.5	2144	8	122.5
5. Elon	11	310	179	14	57.7	2224	17	127.1
6. Appalachian State	11	317	182	9	57.4	2265	18	130.5
7. The Citadel	10	235	145	3	61.7	1904	15	148.3
8. Chattanooga	11	251	131	13	52.2	2292	23	148.8

TURNOVER MARGIN	G	Gained			Lost			Mar	Per/G
		Fum	Int	Tot	Fum	Int	Tot		
1. Wofford (8)	11	12	15	27	11	5	16	+11	1.00
2. Georgia Southern (17)	12	7	15	22	10	4	14	+8	0.67
3. The Citadel	10	15	3	18	6	9	15	+3	0.30
4. Chattanooga	11	10	13	23	11	10	21	+2	0.18
5. Elon	11	11	14	25	7	18	25	+0	0.00
6. Appalachian State	11	15	9	24	14	13	27	-3	-0.27
7. Furman	13	11	13	24	18	11	29	-5	-0.38
8. Western Carolina	11	12	12	24	10	19	29	-5	-0.45

FIRST DOWNS					
	G	Rush	Pass	Pen	Total
1. Furman	13	161	134	23	318
2. Georgia Southern	12	218	54	7	279
3. Appalachian State	11	78	149	13	240
4. Chattanooga	11	73	122	16	211
5. Wofford	11	163	31	12	206
6. Western Carolina	11	76	91	14	181
7. Elon	11	80	63	26	169
8. The Citadel	10	85	58	8	151

RUSHING OFFENSE						
	G	Att	Yds	Avg	TD	Yds/G
1. Georgia Southern (1)	12	761	4439	5.8	56	369.9
2. Wofford (2)	11	637	3356	5.3	35	305.1
3. Furman (17)	13	587	2940	5.0	33	226.2
4. The Citadel	10	421	1649	3.9	15	164.9
5. Elon	11	411	1508	3.7	14	137.1
6. Western Carolina	11	384	1428	3.7	11	129.8
7. Chattanooga	11	417	1238	3.0	20	112.5
8. Appalachian State	11	379	1132	3.0	22	102.9

OPPONENT 1ST DOWNS					
	G	Rush	Pass	Pen	Total
1. Western Carolina	11	83	88	14	185
2. The Citadel	10	97	87	9	193
3. Georgia Southern	12	88	91	15	194
Wofford	11	90	97	7	194
5. Elon	11	104	100	11	215
6. Furman	13	98	115	14	227
7. Appalachian State	11	123	92	16	231
8. Chattanooga	11	129	87	20	236

2004 Team Stats



SACKS BY	G	Sacks	Yards
1. Georgia Southern	12	28	179
2. Wofford	11	25	197
3. Furman	13	24	178
4. The Citadel	10	23	146
5. Appalachian State	11	22	128
6. Elon	11	18	107
7. Western Carolina	11	12	98
8. Chattanooga	11	9	61

SACKS AGAINST	G	Sacks	Yards
Wofford	14	5	27
Georgia Southern	11	9	56
Western Carolina	12	11	86
The Citadel	12	13	94
Furman	11	15	103
East Tennessee State	12	15	87
Elon	12	23	176
Chattanooga	12	30	183
Appalachian State	11	32	235

PENALTIES	G	No	Yds
1. Elon	11	48	390 35.5
2. Wofford	11	59	445 40.5
3. The Citadel	10	54	459 45.9
4. Appalachian State	11	69	524 47.6
5. Furman	13	71	625 48.1
6. Georgia Southern	12	73	588 49.0
7. Western Carolina	11	62	576 52.4
8. Chattanooga	11	97	847 77.0

OPPONENT PENALTIES	G	No	Yds
1. Elon	11	78	732 66.5
2. Chattanooga	11	74	653 59.4
3. Furman	13	99	767 59.0
4. Western Carolina	11	69	621 56.5
5. Appalachian State	11	84	614 55.8
6. Wofford	11	65	593 53.9
7. The Citadel	10	60	508 50.8
8. Georgia Southern	12	52	433 36.1

4TH-DN CONVERSIONS	G	Conv	Att	Pct
1. Georgia Southern	12	24	35	68.6
2. Chattanooga	11	16	24	66.7
3. Furman	13	9	15	60.0
4. Wofford	11	21	36	58.3
5. Western Carolina	11	10	18	55.6
6. Appalachian State	11	8	20	40.0
7. Elon	11	8	21	38.1
8. The Citadel	10	4	13	30.8

OPP 4TH-DN CONVERT	G	Conv	Att	Pct
1. The Citadel	10	4	12	33.3
2. Elon	11	9	26	34.6
3. Georgia Southern	12	7	18	38.9
4. Furman	13	15	34	44.1
5. Western Carolina	11	8	14	57.1
6. Chattanooga	11	19	28	67.9
7. Wofford	11	11	16	68.8
8. Appalachian State	11	17	23	73.9

3RD-DN CONVERSIONS	G	Conv	Att	Pct
1. Furman	13	85	168	50.6
2. Georgia Southern	12	81	165	49.1
3. Chattanooga	11	73	175	41.7
4. Appalachian State	11	62	150	41.3
5. Wofford	11	52	150	34.7
6. Western Carolina	11	48	156	30.8
7. Elon	11	45	156	28.8
8. The Citadel	10	38	140	27.1

OPP 3RD-DN CONVERT	G	Conv	Att	Pct
1. Georgia Southern	12	44	158	27.8
2. Furman	13	63	194	32.5
3. Appalachian State	11	61	172	35.5
4. Chattanooga	11	45	126	35.7
5. Wofford	11	56	155	36.1
6. Western Carolina	11	65	170	38.2
7. The Citadel	10	58	141	41.1
8. Elon	11	69	167	41.3

RED ZONE OFFENSE	G	RedZone	Pct	TDs	R/P	FG-AT	Fmb/Int/Dns/Otr
1. Georgia Southern	12	60-65	92.3	53	48/5	7-7	0/0/3/2
2. Chattanooga	11	40-46	87.0	30	18/12	10-11	1/1/2/1
3. The Citadel	10	21-26	80.8	14	12/2	7-8	0/2/2/0
4. Furman	13	51-64	79.7	44	29/15	7-10	4/3/1/2
5. Elon	11	22-28	78.6	19	12/7	3-8	0/1/0/0
6. Appalachian State	11	38-49	77.6	32	20/12	6-8	2/0/5/2
7. Wofford	11	32-43	74.4	29	25/4	3-8	2/0/3/1
8. Western Carolina	11	23-36	63.9	15	9/6	8-13	4/3/0/1

RED ZONE OFFENSE	G	RedZone	Pct	TDs	R/P	FG-AT	Fmb/Int/Dns/Otr
1. The Citadel	10	22-36	61.1	17	10/7	5-11	3/2/3/0
2. Furman	13	30-42	71.4	23	19/4	7-8	1/2/7/1
3. Elon	11	29-40	72.5	24	15/9	5-12	0/1/2/1
4. Western Carolina	11	30-37	81.1	19	11/8	11-11	2/1/3/1
5. Chattanooga	11	56-66	84.8	49	37/12	7-11	1/1/2/2
6. Appalachian State	11	38-44	86.4	30	24/6	8-10	3/0/1/0
7. Wofford	11	32-37	86.5	26	20/6	6-9	1/0/0/1
8. Georgia Southern	12	29-33	87.9	21	15/6	8-10	0/0/2/0

SACKS AGAINST	G	Sacks	Yards
1. Georgia Southern	12	2	15
2. Wofford	11	13	84
Furman	13	13	108
4. Elon	11	15	102
5. The Citadel	10	17	118
6. Appalachian State	11	24	222
7. Chattanooga	11	25	140
8. Western Carolina	11	27	173

FIELD GOALS	G	Made	Att	Pct
1. Georgia Southern	12	9	9	1.000
2. The Citadel	10	8	10	.800
3. Chattanooga	11	10	13	.769
4. Furman	13	11	18	.611
5. Appalachian State	11	6	10	.600
6. Western Carolina	11	9	17	.529
7. Wofford	11	4	10	.400
8. Elon	11	3	9	.333

TIME OF POSSESSION	G	Total Time	Avg
1. Georgia Southern	12	386:45	32:13
2. Chattanooga	11	352:54	32:04
3. Furman	13	395:47	30:26
4. Wofford	11	331:14	30:06
5. Western Carolina	11	321:40	29:14
6. Elon	11	320:45	29:09
7. The Citadel	10	290:21	29:02
8. Appalachian State	11	292:08	26:33

number in () Indicates national ranking



Georgia Southern quarterback Chaz Williams led the nation in scoring in 2004 with 12.7 points per game

2004 Individual Superlatives

Points scored	24 DaVon Fowlkes (ASU) at Northwestern St. Sep 25, 2004
	24 John Taylor (Elon) at UTC Oct 16, 2004
	24 Chaz Williams (GSU) at CIT Oct 23, 2004
Touchdowns	4 DaVon Fowlkes (ASU) at Northwestern St. Sep 25, 2004
	4 John Taylor (Elon) at UTC Oct 16, 2004
	4 Chaz Williams (GSU) at CIT Oct 23, 2004
TD responsibility	6 Chaz Williams (GSU) vs ELON Oct 02, 2004 [2r,4p]
	6 Richie Williams (ASU) at UTC Oct 30, 2004 [2r,4p]
	6 Cedric Stevens (UTC) vs ASU Oct 30, 2004 [1r,5p]
Points scored kicking	14 Jonathan Dudley (GSU) at WCU Oct 09, 2004 [4fg,2pat]
Total offense yards	570 Cedric Stevens (UTC) vs ASU Oct 30, 2004 [55r,515p]
	517 Richie Williams (ASU) at UTC Oct 30, 2004 [107r,410p]
Total offense plays	66 Richie Williams (ASU) at WCU Nov 13, 2004 [23r,43p]
	63 Cedric Stevens (UTC) vs ASU Oct 30, 2004 [18r,45p]
Total offense yards/play	42.0 Brian Bratton (Furman) vs CIT Oct 16, 2004 [2-84]
Rushing yards	190 John Taylor (Elon) at UTC Oct 16, 2004
Rushing attempts	37 John Taylor (Elon) at UTC Oct 16, 2004
Yards per rush	42.0 Brian Bratton (Furman) vs CIT Oct 16, 2004 [2-84]
Rushing TDs	4 John Taylor (Elon) at UTC Oct 16, 2004
	4 Chaz Williams (GSU) at CIT Oct 23, 2004
Longest rush	92 N. Broughton (CIT) vs UTC Nov 06, 2004
Passing yards	515 Cedric Stevens (UTC) vs ASU Oct 30, 2004
Passing attempts	45 Richie Williams (ASU) vs FURMAN Oct 09, 2004
	45 Cedric Stevens (UTC) vs ASU Oct 30, 2004
Passing TDs	5 Richie Williams (ASU) at Northwestern St. Sep 25, 2004
	5 Cedric Stevens (UTC) vs ASU Oct 30, 2004
Longest pass	89 Richie Williams (ASU) at Northwestern St. Sep 25, 2004
	89 Richie Williams (ASU) at UTC Oct 30, 2004
Passes completed	40 Richie Williams (ASU) vs FURMAN Oct 09, 2004
Had intercepted	4 Kye Hamilton (Elon) vs WOFFORD Oct 09, 2004
	4 Justin Clark (WCU) vs UTC Oct 23, 2004
	4 Kye Hamilton (Elon) at Liberty Nov 20, 2004
Pass completion pct	88.9 .. Richie Williams (ASU) vs FURMAN Oct 09, 2004 [40-45]
Receiving yards	280 DaVon Fowlkes (ASU) vs ELON Nov 06, 2004
Receptions	17 DaVon Fowlkes (ASU) vs ELON Nov 06, 2004
Yards per catch	41.0 .. Matt Beavin (Wofford) vs FURMAN Nov 13, 2004 [3-123]
	33.5 Brandon Turner (ASU) at UTC Oct 30, 2004 [2-67]
Receiving TDs	4 DaVon Fowlkes (ASU) at Northwestern St. Sep 25, 2004
Longest reception	89 DaVon Fowlkes (ASU) at Northwestern St. Sep 25, 2004
	89 DaVon Fowlkes (ASU) at UTC Oct 30, 2004
Field goals made	4 Jonathan Dudley (GSU) at WCU Oct 09, 2004
	3 Blake Vandiver (CIT) vs BENEDICT Oct 07, 2004
Longest field goal	48 Julian Rauch (ASU) at WCU Nov 13, 2004
PAT kicks attempted	8 Jonathan Dudley (GSU) vs WOFFORD Sep 18, 2004
	8 Nick Robinson (Wofford) vs J. C. SMITH Sep 25, 2004
	8 Nick Robinson (Wofford) vs UTC Oct 02, 2004
	8 J. Godfrey (UTC) vs ASU Oct 30, 2004
	8 Julian Rauch (ASU) at UTC Oct 30, 2004
PAT kicks made	8 Nick Robinson (Wofford) vs J. C. SMITH Sep 25, 2004
	8 Nick Robinson (Wofford) vs UTC Oct 02, 2004
	8 Julian Rauch (ASU) at UTC Oct 30, 2004
	8 J. Godfrey (UTC) vs ASU Oct 30, 2004
Punts	10 Jonathan Wright (UTC) at MEMPHIS Sep 11, 2004
	10 Mike Adams (CIT) at Furman Oct 16, 2004
	10 Mike Adams (CIT) vs GSU Oct 23, 2004
	10 A. Turowski (Elon) at ASU Nov 06, 2004
Yards punted	389 A. Turowski (Elon) at ASU Nov 06, 2004 [10-389]
Longest punt	68 Dan Jordan (GSU) at Furman Nov 06, 2004
Punting avg	50.0 Dan Jordan (GSU) at UTC Sep 25, 2004 [3-150]
Punt returns	7 Brandon Smith (Wofford) vs J. C. SMITH Sep 25, 2004
	7 Gary Domanski (CIT) vs UTC Nov 06, 2004
Punt return yards	107 Gary Domanski (CIT) vs UTC Nov 06, 2004
Longest punt return	94 Jayson Foster (GSU) vs ASU Oct 16, 2004
Punt return TDs	1 Francis Brown (WCU) at Gardner-Webb Sep 25, 2004
	1 Teddy Craft (GSU) at WCU Oct 09, 2004
	1 Jayson Foster (GSU) vs ASU Oct 16, 2004
	1 Lamar Beam (WCU) at Wofford Oct 16, 2004
Punt return avg	25.0 .. DaVon Fowlkes (ASU) at Northwestern St. Sep 25, 2004 [2-50]
	24.3 Lewis Barr (GSU) vs J. C. SMITH Sep 11, 2004 [3-73]
Kick returns	7 Dexter Jackson (ASU) at UTC Oct 30, 2004
Kick return yards	212 Michael Gilmore (UTC) vs ASU Oct 30, 2004
Kick return avg	48.0 Ern Mills (CIT) at Auburn Sept 25, 2004 [2-96]
Longest kick return	90 Kevious Johnson (Wofford) at S.C. St. Sep 11, 2004
Kick return TDs	1 Kevious Johnson (Wofford) at S.C. St. Sep 11, 2004
	1 Jayson Foster (GSU) vs WOFFORD Sep 18, 2004
Interceptions	2 by several
Interception return yds	73 A.J. Bryant (GSU) at FIU Nov 13, 2004
Interception return avg	36.5 A.J. Bryant (GSU) at FIU Nov 13, 2004 [2-73]
Longest interception rtn	73 A.J. Bryant (GSU) at FIU Nov 13, 2004
Interception return TDs	2 Travis Hill (WCU) vs W.V. ST. Sep 02, 2004

All-purpose yards	343 DaVon Fowlkes (ASU) at Northwestern St. Sep 25, 2004
	342 DaVon Fowlkes (ASU) vs ELON Nov 06, 2004
Tackles	21.0 Nygel Rogers (ASU) at Northwestern St. Sep 25, 2004 [11-10]
Sacks	2.5 ... Mark Jetton (Elon) vs DELAWARE ST. Sep 18, 2004 [2-1]
Tackles for loss	5.0 Mike Sheley (Elon) at N.C. A&T Sep 25, 2004 [4-2]

Team Superlatives

Points	84 Georgia Southern vs Johnson C. Smith (Sep 11, 2004)
	77 Western Carolina vs West Virginia State (Sep 02, 2004)
Points scored kicking	14 ... Ga Southern at Western Carolina (Oct 09, 2004) [4fg,2pat]
Touchdowns	12 Georgia Southern vs Johnson C. Smith (Sep 11, 2004)
Total offense yards	695 Chattanooga vs App. State (Oct 30, 2004) [155r,540p]
Total offense plays	91 Chattanooga vs App. State (Oct 30, 2004) [45r,46p]
Total offense yards/play	9.6 Ga Southern vs J. C. Smith (Sep 11, 2004) [60-573]
Rushing yards	546 Georgia Southern vs Johnson C. Smith (Sep 11, 2004)
Rushing attempts	74 Wofford at Elon (Oct 09, 2004)
Yards per rush	9.4 Georgia Southern vs J. C. Smith (Sep 11, 2004) [58-546]
Rushing TDs	11 Georgia Southern vs Johnson C. Smith (Sep 11, 2004)
Longest rush	92 The Citadel vs Chattanooga (Nov 06, 2004)
Passing yards	540 Chattanooga vs Appalachian State (Oct 30, 2004)
Passing attempts	54 Appalachian State vs Elon (Nov 06, 2004)
Passing TDs	5 Appalachian State at Northwestern State (Sep 25, 2004)
	5 Chattanooga vs Appalachian State (Oct 30, 2004)
Passes completed	40 Appalachian State vs Furman (Oct 09, 2004)
Had intercepted	4 Elon vs Wofford (Oct 09, 2004)
	4 Western Carolina vs Chattanooga (Oct 23, 2004)
	4 Elon at Liberty (Nov 20, 2004)
Pass completion pct	88.9 Appalachian State vs Furman (Oct 09, 2004) [40-45]
Yards per catch	31.0 Georgia Southern vs S. D. State (Oct 30, 2004) [5-155]
Field goals made	4 Georgia Southern at Western Carolina (Oct 09, 2004)
Longest field goal	48 Appalachian State at Western Carolina (Nov 13, 2004)
PAT kicks attempted	12 Georgia Southern vs Johnson C. Smith (Sep 11, 2004)
	11 Western Carolina vs West Virginia State (Oct 02, 2004)
	10 Georgia Southern vs Johnson C. Smith (Sep 11, 2004)
PAT kicks made	11 Elon at Appalachian State (Nov 06, 2004)
Punts	68 Georgia Southern at Furman (Nov 06, 2004)
Longest punt	416 Elon at Appalachian State (Nov 06, 2004) [11-416]
Yards punted	50.0 Georgia Southern at Chattanooga (Sep 25, 2004) [3-150]
Punting avg	7 Western Carolina vs West Virginia State (Sep 02, 2004)
Punt returns	7 Wofford vs Johnson C. Smith (Sep 25, 2004)
	7 Georgia Southern at The Citadel (Oct 23, 2004)
	7 The Citadel vs Chattanooga (Nov 06, 2004)
Punt return yards	128 Georgia Southern vs Appalachian State (Oct 16, 2004)
Punt return avg	42.7 ... Ga Southern vs Appalachian State (Oct 16, 2004) [3-128]
Longest punt return	94 Georgia Southern vs Appalachian State (Oct 16, 2004)
Kick returns	9 Chattanooga vs Jacksonville St (Sep 18, 2004)
	9 Appalachian State at Chattanooga (Oct 30, 2004)
Kick return yards	212 Chattanooga vs Appalachian State (Oct 30, 2004)
Kick return avg	48.0 The Citadel at Auburn (Sept 25, 2004) [2-96]
Longest kick return	90 Wofford at South Carolina State (Sep 11, 2004)
Kick return TDs	1 Wofford at South Carolina State (Sep 11, 2004)
	1 Georgia Southern vs Wofford (Sep 18, 2004)
Interceptions	5 Western Carolina vs West Virginia State (Sep 02, 2004)
Interception return yds	150 Western Carolina vs West Virginia State (Sep 02, 2004)
Interception return avg	40.5 Western Carolina at Gardner-Webb (Sep 25, 2004) [2-81]
Longest interception rtn	73 Georgia Southern at FIU (Nov 13, 2004)
Fumbles lost	3 by several
Sacked by opp	6 Chattanooga at The Citadel (Nov 06, 2004)
QB sacks	6 The Citadel vs Chattanooga (Nov 06, 2004)
Turnovers committed	6 Elon vs Wofford (Oct 09, 2004)
	6 Western Carolina vs Chattanooga (Oct 23, 2004)
Turnovers caused	7 Western Carolina vs West Virginia State (Sep 02, 2004)
First downs	31 Furman at Appalachian State (Oct 09, 2004)
	31 Appalachian State at Chattanooga (Oct 30, 2004)
1st downs rushing	26 Georgia Southern at FloridaInternational (Nov 13, 2004)
	23 Western Carolina vs West Virginia State (Sep 02, 2004)
1st downs passing	20 Appalachian State vs Furman (Oct 09, 2004)
	20 Appalachian State vs Wofford (Oct 23, 2004)
	5 Appalachian State at Chattanooga (Oct 30, 2004)
1st downs by penalty	5 Appalachian State at Chattanooga (Oct 30, 2004)
Penalties	16 Chattanooga at Furman (Nov 20, 2004)
Penalties yards	142 Chattanooga at Furman (Nov 20, 2004)

2003 Polls & Academic Awards

2004 The Sports Network Poll

School	S	S	S	S	O	O	O	O	N	N	N	N	N	F
	PS	6	13	20	27	4	11	18	25	1	8	15	22	
James Madison	--	--	--	24	25	19	17	13	9	7	4	9	8	1
Montana	3	2	1	7	7	7	5	4	4	10	9	7	7	2
William & Mary	--	--	--	--	--	18	16	14	16	13	10	6	6	3
Sam Houston	--	--	--	--	18	13	13	11	8	4	3	10	9	4
Furman	7	5	4	2	2	2	8	7	6	3	2	2	2	5
New Hampshire	--	19	10	14	12	9	7	15	10	8	7	5	5	6
Delaware	1	7	6	4	4	4	3	3	6	11	11	10	7	
E Washington	--	--	--	--	--	--	23	--	25	21	16	15	14	8
Southern Illinois	2	1	2	1	1	1	1	1	1	1	1	1	1	9
Ga Southern	10	10	8	3	3	3	2	2	2	2	6	4	4	10
W Kentucky	13	11	11	6	6	6	4	10	7	5	5	3	3	11
Hampton	--	--	--	20	17	25	22	17	14	14	13	12	11	12
Harvard	--	--	--	--	--	--	22	21	16	15	13	12	13	
Jacksonville State	--	--	--	--	22	15	14	12	20	15	14	14	13	14
Lehigh	23	22	24	25	21	17	18	16	12	9	8	8	16	15
Cal Poly	--	--	22	15	13	10	9	6	5	11	18	18	17	16
Northwestern St	18	21	21	19	14	11	11	9	15	22	19	16	15	17
Wofford	4	3	3	9	9	8	6	5	11	12	12	17	18	18
Lafayette	--	--	--	--	--	--	--	--	--	--	--	--	25	19
Alabama St	--	--	--	--	--	--	--	--	25	20	19	19	20	
Penn	25	25	23	22	--	--	25	21	22	20	17	22	21	21
South Carolina St	--	--	--	--	--	--	20	--	--	--	--	23	23	22
No Dakota St	--	--	--	--	--	--	--	--	--	--	--	24	24	23
Coastal Carolina	--	--	--	--	--	--	--	--	--	24	21	22	24	
Northern Iowa	6	9	7	13	15	22	--	--	--	--	--	25	--	25
Southern	--	--	--	--	--	--	--	--	--	25	20	20	--	--
UC Davis	--	--	--	--	--	24	21	25	--	23	21	--	--	--
Colgate	5	4	12	10	11	20	20	18	18	24	22	--	--	--
Montana State	15	12	14	21	--	--	--	--	24	17	23	--	--	--
Stephen F Austin	16	15	13	5	5	5	10	8	13	18	--	--	--	--
Villanova	9	8	5	11	10	14	24	24	23	19	--	--	--	--
Maine	11	17	15	8	8	12	12	19	19	--	--	--	--	--
Appalachian St	20	24	20	17	24	21	15	23	17	--	--	--	--	--
Northeastern	22	18	18	18	16	23	19	--	--	--	--	--	--	--
Northern Arizona	14	13	19	23	20	16	--	--	--	--	--	--	--	--
Massachusetts	19	14	9	16	19	--	--	--	--	--	--	--	--	--
McNeese State	8	6	17	12	23	--	--	--	--	--	--	--	--	--
SE Louisiana	--	--	25	--	--	--	--	--	--	--	--	--	--	--
E Kentucky	21	20	--	--	--	--	--	--	--	--	--	--	--	--
No Colorado	--	23	--	--	--	--	--	--	--	--	--	--	--	--
NC A&T	24	--	--	--	--	--	--	--	--	--	--	--	--	--
Grambling State	17	--	--	--	--	--	--	--	--	--	--	--	--	--
Western Illinois	12	16	16	--	--	--	--	--	--	--	--	--	--	--

2004 ESPN/USA Today Poll

School	S	S	S	O	O	O	O	N	N	N	N	N	F
	PS	13	20	27	4	11	18	25	1	8	15	22	
James Madison	--	--	--	24	19	17	14	9	7	4	8	8	1
Montana	3	1	8	7	7	5	4	4	9	8	7	7	2
William & Mary	--	--	--	--	18	16	13	15	13	10	6	6	3
Sam Houston St	--	--	24	19	13	12	10	7	4	3	11	9	4
Furman	8	T3	2	2	2	9	7	6	3	2	2	2	5
New Hampshire	--	9	15	12	9	6	15	10	8	7	5	5	6
E Washington	--	--	--	--	--	23	--	25	21	16	15	13	7
Delaware	1	5	5	5	4	3	3	3	6	11	10	10	8
Southern Illinois	2	2	1	1	1	1	1	1	1	1	1	1	9
Ga Southern	9	8	3	3	3	2	2	2	2	6	4	4	10
W Kentucky	14	10	6	6	6	4	11	8	5	5	3	3	11
Hampton	--	--	20	16	--	22	17	14	14	13	12	11	12
Harvard	--	--	--	--	--	--	19	20	15	15	13	12	13
Lehigh	22	25	25	23	17	18	16	13	12	9	9	17	14
Cal Poly	--	22	14	13	10	8	5	5	11	18	18	16	15
Jacksonville St	--	--	--	--	16	14	12	21	T16	14	14	14	16
Northwestern St	18	20	18	15	11	11	9	16	22	19	16	15	17
Wofford	4	T3	T9	9	8	7	6	11	10	12	17	18	18
Lafayette	--	--	--	--	--	--	--	--	--	--	--	24	19
Alabama St	--	--	--	--	--	--	--	24	21	19	19	20	
Penn	--	24	22	--	--	22	22	19	17	22	21	21	
S Carolina St	--	--	--	--	--	21	--	--	25	25	22	22	
N Dakota St	--	--	--	--	--	--	--	--	21	23	23		
Coast Car	--	--	--	--	--	--	--	--	23	25	24		
Northern Iowa	6	7	13	14	21	--	--	--	--	--	--	25	
Southern	--	--	--	--	--	--	--	--	24	20	20	--	--
Montana State	15	14	23	--	--	25	23	23	18	22	24	--	--
Colgate	5	13	T9	10	20	20	18	19	25	23	--	--	--
UC Davis	--	--	--	--	25	21	25	--	23	20	--	--	--
Stephen F Austin	17	12	4	4	5	10	8	12	T16	--	--	--	--
Villanova	10	6	11	11	15	24	24	24	20	--	--	--	--
Appalachian St	20	21	17	22	22	15	--	17	--	--	--	--	--
Maine	11	16	7	8	12	13	20	18	--	--	--	--	--
Northeastern	21	19	19	17	23	19	--	--	--	--	--	--	--
Massachusetts	19	11	16	20	24	--	--	--	--	--	--	--	--
No Arizona	13	18	21	18	14	--	--	--	--	--	--	--	--
McNeese State	7	17	12	21	--	--	--	--	--	--	--	--	--
Western Illinois	12	15	--	--	--	--	--	--	--	--	--	--	--
SE Louisiana	--	23	--	--	--	--	--	--	--	--	--	--	--
Grambling State	16	--	--	--	--	--	--	--	--	--	--	--	--
E Kentucky	23	--	--	--	--	--	--	--	--	--	--	--	--
NC A&T	24	--	--	--	--	--	--	--	--	--	--	--	--
Southern	25	--	--	--	--	--	--	--	--	--	--	--	--
Portland State	--	--	--	25	--	--	--	--	--	--	--	--	--

All-Academic Teams

National Football Foundation and College Hall of Fame Postgraduate Scholarship
C Brandon Mason, Elon

I-AA Athletic Directors Association Academic All-Stars
QB Jeff Zolman, Wofford
LB Josh Smith, Wofford
C Brandon Mason, Elon

ESPN the Magazine Academic All-America
First Team
C Brandon Mason, Elon
Second Team
DE Ben Whitney, Wofford

ESPN the Magazine Academic All-District III
WR Matt Beavin, Wofford
NT Katon Bethay, Wofford
DB Shane Fast, Wofford
C Brandon Mason, Elon
LB Josh Smith, Wofford
DB Jonathan Wheeler, Wofford
DE Ben Whitney, Wofford

TIAA-CREF Student-Athlete of the Week
Sept. 22 LB Derrick Butler, Georgia Southern
Nov. 10 QB Jeff Zolman, Wofford
Nov. 17 C Brandon Mason, Elon

Academic All-Southern Conference Team

Eric Elsener, Appalachian State
Wes Herlocker, Appalachian State
Andrew Stamey, Appalachian State
Daniel Utley, Appalachian State
Lukas Gleissner, The Citadel
Porter Johnson, The Citadel
Ryan Moody, The Citadel
Christopher Murray, The Citadel
Adam Peterson, The Citadel
Mark Jetton, Elon
Brandon Mason, Elon
Brad Bell, Furman
Adi Filipovic, Furman
Brant Glover, Furman
Justin Perdue, Furman

Josh Slagle, Furman
Clint Barbour, Georgia Southern
Derrick Butler, Georgia Southern
David Willingham, Ga Southern
Sean Digby, Chattanooga
Wesley Tankersley, Chattanooga
Buck Freeman, Western Carolina
Matt Beavin, Wofford
Tim Beckner, Wofford
Katon Bethay, Wofford
Shane Fast, Wofford
Kyle Horne, Wofford
Derek Newberry, Wofford
Davy Olmsted, Wofford
Josh Smith, Wofford
Jonathan Wheeler, Wofford
Ben Whitney, Wofford
Jeff Zolman, Wofford

2004 All-Conference



Coaches' All-Conference

First Team Offense

TE Willis Sudderth %	Furman	6-3	245	Sr.
WR DaVon Fowlkes*	Appalachian State	5-8	165	Sr.
WR Alonzo Nix \$	Chattanooga	6-1	187	Sr.
OT Ben Bainbridge	Furman	6-6	292	Sr.
OT Albert Turner	Georgia Southern	6-0	277	Sr.
OG Chad Motte	Georgia Southern	6-4	303	Jr.
OG Eric Deutsch \$ %	Wofford	6-4	330	Sr.
C Brandon Mason \$	Elon	6-3	260	Sr.
QB Richie Williams	Appalachian State	6-3	185	Jr.
RB Jermaine Austin \$ %	Georgia Southern	5-8	205	Jr.
RB John Taylor	Elon	6-2	215	So.
RS DaVon Fowlkes \$ #	Appalachian State	5-8	165	Sr.
PK Jonathan Dudley	Georgia Southern	6-0	183	So.

First Team Defense

DL Lee Basinger ^	Wofford	6-1	255	Sr.
DL Roy Ravenell	Furman	6-1	254	So.
DL Eric Hadley ^	Georgia Southern	6-2	251	Sr.
DL Albert Reid	Western Carolina	6-0	265	Sr.
LB William Freeman	Furman	6-3	235	Jr.
LB Calvin Sutton	Elon	6-0	230	Sr.
LB Derrick Butler \$	Georgia Southern	6-0	224	Sr.
DB James Young* % !	Georgia Southern	6-2	219	Sr.
DB Shawn Grant	Citadel	5-9	215	Jr.
DB Cam Newton ^	Furman	6-1	203	Sr.
DB Terence McBride	Georgia Southern	5-9	183	Jr.
P Dan Jordan	Georgia Southern	6-4	212	RS

Second Team Offense

TE Ross Armstrong \$	Citadel	6-3	240	Sr.
WR Isaac West	Furman	6-0	186	Sr.
WR Brian Bratton	Furman	5-10	185	Sr.
OT Kevin Hodapp	Wofford	6-3	280	Sr.
OT Grant Oliver	Appalachian State	6-5	305	Jr.
OG Travlis Sims	Georgia Southern	6-2	281	So.
OG Bobby Gibbs \$	Wofford	6-3	295	Sr.
C Lance Wayne	Georgia Southern	6-2	280	So.
QB Chaz Williams #	Georgia Southern	5-11	207	Sr.
RB Nehemiah Broughton ^ #	Citadel	6-0	240	Sr.
RB Kevious Johnson	Wofford	5-9	180	So.
RS Teddy Craft	Georgia Southern	5-11	190	So.
PK Scott Beckler	Furman	6-2	180	Fr.

Second Team Defense

DL Marques Murrell	Appalachian State	6-2	230	So.
DL Michael Ballentine	Citadel	6-2	240	Sr.
DL DeShawn Jude	Georgia Southern	6-2	260	Sr.
DL Eric McIntire	Georgia Southern	6-2	267	Sr.
LB Jerelle Carter	Appalachian State	5-10	220	Sr.
LB Chad Nkang	Elon	6-0	220	So.
LB John Mohring	Georgia Southern	6-1	212	So.
DB Nygel Rogers	Appalachian State	6-0	205	Sr.
DB Primus Glover	Western Carolina	6-3	190	Jr.
DB Tariq Muhammad	Georgia Southern	6-1	194	Jr.
DB Bruce Lee	Western Carolina	5-9	155	So.
P Tim Mayse	Western Carolina	5-11	215	So.

* unanimous selection; \$ 1st team, 2003; ^ 2nd team, 2003; #1st team, 2002; % 2nd team, 2002; @ 1st team, 2001; ! 2nd team 2001

Media All-Conference

First Team Offense

TE Willis Sudderth	Furman	6-3	245	Sr.
WR DaVon Fowlkes	Appalachian State	5-8	165	Sr.
WR Isaac West	Furman	6-0	186	Sr.
OT Ben Bainbridge	Furman	6-6	292	Sr.
OT Albert Turner	Georgia Southern	6-0	277	Sr.
OG Chad Motte	Georgia Southern	6-4	303	Jr.
OG Eric Deutsch	Wofford	6-4	330	Sr.
C Brandon Mason	Elon	6-3	260	Sr.
QB Richie Williams	Appalachian State	6-3	185	Jr.
RB Kevious Johnson	Wofford	5-9	180	So.
RB John Taylor	Elon	6-2	215	So.
RS DaVon Fowlkes	Appalachian State	5-8	165	Sr.
PK Scott Beckler	Furman	6-2	180	Fr.

First Team Defense

DL Lee Basinger	Wofford	6-1	255	Sr.
DL Roy Ravenell	Furman	6-1	254	So.
DL Eric Hadley	Georgia Southern	6-2	251	Sr.
DL Marques Murrell	Appalachian State	6-2	230	So.
LB William Freeman	Furman	6-3	223	Jr.
LB Chad Nkang	Elon	6-0	220	So.
LB Derrick Butler	Georgia Southern	6-0	224	Sr.
DB James Young	Georgia Southern	6-2	219	Sr.
DB Nygel Rogers	Appalachian State	6-0	205	Sr.
DB Cam Newton	Furman	6-1	203	Sr.
DB A.J. Bryant	Georgia Southern	6-5	190	Jr.
P Dan Jordan	Georgia Southern	6-4	212	RS

Second Team Offense

TE Ross Armstrong	Citadel	6-3	240	Sr.
WR Alonzo Nix	Chattanooga	6-1	187	Sr.
WR Brian Bratton	Furman	5-10	185	Sr.
OT Kevin Hodapp	Wofford	6-3	280	Sr.
OT Matt Isenhour	Appalachian State	6-1	280	So.
OG Patrick Covington	Furman	6-3	289	Jr.
OG Bobby Gibbs	Wofford	6-3	295	Sr.
C Corey Stewart	Furman	6-2	280	Jr.
QB Chaz Williams	Georgia Southern	5-11	207	Sr.
RB Nehemiah Broughton	Citadel	6-0	240	Sr.
RB Jermaine Austin	Georgia Southern	5-8	205	Jr.
RS Teddy Craft	Georgia Southern	5-11	190	So.
PK Jonathan Dudley	Georgia Southern	6-0	183	So.

Second Team Defense

DL Albert Reid	Western Carolina	6-0	265	Sr.
DL Michael Ballentine	Citadel	6-2	240	Sr.
DL Katon Bethay	Wofford	6-2	285	Jr.
DL Brant Glover	Furman	5-11	263	Jr.
LB Jerelle Carter	Appalachian State	5-10	220	Sr.
LB Calvin Sutton	Elon	6-0	230	Sr.
LB Cedrick Ritter	Furman	6-2	231	Sr.
DB Shawn Grant	Citadel	5-9	215	Jr.
DB Dwayne Ijames	Elon	5-10	180	Jr.
DB T.J. Wilson	Furman	5-11	186	Sr.
DB Jeremy Wiggins	Appalachian State	5-9	190	So.
P Bo Moore	Furman	6-1	187	Sr.

Coach of the Year: Bobby Lamb, Furman
Offensive Player of the Year: DaVon Fowlkes, Appalachian State
Defensive Player of the Year: William Freeman, Furman
Freshman of the Year: Andrew Thacker, Furman

Coach of the Year: Mike Sewak, Georgia Southern
Offensive Player of the Year: DaVon Fowlkes, Appalachian State
Defensive Player of the Year: William Freeman, Furman
Freshman of the Year: Jayson Foster, Georgia Southern
Jacobs Blocking Trophy: Ben Bainbridge, Furman

Team Game Records

Rushing Attempts

- 90 VMI vs East Tennessee St., 1990
- 89 Chattanooga vs Western Carolina, 1977
- 83 VMI vs Appalachian St., 1991
- 83 The Citadel vs Chattanooga, 1991
- 82 Wofford vs The Citadel, 2002
- 82 Citadel vs Western Carolina, 1987
- 81 Wofford vs Appalachian St., 2002
- 80 Wofford vs Chattanooga, 1999
- 79 VMI vs UCF, 1982

Rushing Yards

- 665 Georgia Southern vs Glenville St, 1994
- 638 Georgia Southern vs YSU, 1999 *
- 591 Ga Southern vs Gardner-Webb, 2002
- 591 Ga Southern vs Western Carolina, 1999
- 572 Appalachian St. vs. Lenoir-Rhyne, 1975
- 570 Citadel vs East Tennessee St., 1992
- 559 Ga Southern vs No. Arizona, 1999*
- 546 Georgia Southern vs. J.C. Smith, 2004
- 542 Georgia Southern vs Chattanooga, 1999
- 539 Georgia Southern vs VMI, 1999

Touchdowns Rushing

- 11 Georgia Southern vs. J.C. Smith, 2004
- 10 VMI vs Central Florida, 1982
- 9 Georgia Southern vs Glenville St, 1994
- 9 Ga Southern vs Fayetteville St., 1999
- 8 Furman vs VMI, 1999
- 8 Western Carolina vs Newberry, 1993
- 8 Chattanooga vs VMI, 1985
- 8 The Citadel vs Lees-McRae, 1993
- 7 Georgia Southern vs. S. Dakota St., 2004
- 7 Wofford vs. Chattanooga, 2004
- 7 Furman vs Chattanooga, 2003
- 7 Wofford vs Newberry, 2002
- 7 Georgia Southern vs Savannah St., 2001
- 7 East Tennessee St. vs WV Tech, 1999
- 7 Ga Southern vs East Tennessee St., 1999

Fewest Rushing Yards

- 52 GWU vs Furman, 1959
- 47 The Citadel vs Richmond, 1964
- 40 Furman vs Wofford, 1968
- 28 E. Tennessee St. vs Appalachian St., 1994
- 18 VMI vs East Tennessee St., 2000
- 7 E. Tennessee St. vs Chattanooga, 1988
- 2 Marshall vs Appalachian St., 1989

Pass Attempts

- 72 Marshall vs Western Carolina, 1987
- 67 Chattanooga vs Furman, 1999
- 67 Marshall vs Western Carolina, 1992
- 67 Furman vs Wofford, 1969
- 65 Davidson vs Bucknell, 1985
- 64 East Tennessee St. vs Montana, 1996 *
- 60 Chattanooga vs Georgia Southern, 1994
- 58 VMI vs Wofford, 2001
- 58 Chattanooga vs VMI, 2001
- 58 The Citadel vs Clemson, 1986

Fewest Pass Attempts

- 1 Furman vs Davidson, 1957
- 2 Georgia Southern vs. J.C. Smith, 2004
- 2 Wofford vs East Tennessee St., 2002
- 2 VMI vs The Citadel, 1999
- 2 Chattanooga vs Western Carolina, 1977
- 2 VMI vs The Citadel, 1955

Completions

- 41 Chattanooga vs Furman, 1999
- 40 Appalachian St. vs. Furman, 2004
- 39 Chattanooga vs Ga Southern, 1994
- 37 Appalachian St. vs. Liberty, 1997
- 36 Appalachian St. vs. Elon, 2004
- 36 Chattanooga vs Wofford, 2003
- 36 Marshall vs Western Carolina, 1992
- 36 Marshall vs Ohio U, 1985
- 35 Western Carolina vs Ga Southern, 2003
- 35 Chattanooga vs Appalachian St., 1999

- 35 East Tennessee St. vs Montana, 1996 *
- 35 Marshall vs Western Carolina, 1987
- 35 Marshall vs Furman, 1984

Fewest Completions

- 0 Ga. Southern vs App. St., 2001
- 0 VMI vs The Citadel, 1999
- 0 Georgia Southern vs Furman, 1993
- 0 Citadel vs Georgia Southern, 1993
- 0 Citadel vs East Tennessee St., 1992
- 0 The Citadel vs Western Carolina, 1992
- 0 VMI vs Marshall, 1989
- 0 Chattanooga vs Marshall, 1982
- 0 Furman vs Wofford, 1962

Fewest Passing Yards

- 16 UR vs VMI, 1957
- 0 Ga Southern vs Appalachian St., 2001
- 0 VMI vs The Citadel, 1999
- 0 VMI vs Marshall, 1989
- 0 Chattanooga vs Marshall, 1982
- 0 Georgia Southern vs Furman, 1993
- 0 Citadel vs Georgia Southern, 1993
- 0 Citadel vs East Tennessee St., 1992
- 0 The Citadel vs Western Carolina, 1992
- 0 Furman vs Wofford, 1962

Passing Yards

- 642 Marshall vs VMI, 1991
- 540 Chattanooga vs. Appalachian St., 2004
- 532 Chattanooga vs Furman, 1999
- 488 Chattanooga vs Western Carolina, 2000
- 484 Marshall vs Western Carolina, 1987
- 475 Appalachian St. vs. Elon, 2004
- 474 Western Carolina vs Wofford, 2000
- 458 Appalachian St. vs. Wofford, 2004
- 455 Appalachian St. vs E. Tenn. St., 1980
- 436 Marshall vs Furman, 1984
- 432 Marshall vs Appalachian St., 1992
- 428 The Citadel vs Wofford, 1985
- 422 VMI vs Appalachian St., 1986

Touchdown Passes

- 7 Chattanooga vs Kentucky St., 2001
- 6 Chattanooga vs Miss. Valley St., 2000
- 6 Chattanooga vs Gardner-Webb, 1993
- 6 The Citadel vs Furman, 1979
- 6 Davidson vs Wm. & Mary, 1973
- 5 App. St. vs Northwestern St, 2004
- 5 Chattanooga vs. Appalachian St., 2004
- 5 Furman vs Elon, 2002
- 5 The Citadel vs Charleston So., 2002
- 5 Marshall vs VMI, 1991
- 5 E. Tennessee St. vs The Citadel, 1994
- 5 VMI vs Boston College, 1968

Interceptions Thrown

- 7 Appalachian St. vs Marshall, 1990
- 7 E. Tennessee St. vs Chattanooga, 1988
- 7 Chattanooga vs Georgia Southern, 1985
- 6 Marshall Vs Chattanooga, 1995
- 6 Furman vs Wofford, 1969
- 6 Davidson vs The Citadel, 1962
- 6 VMI vs Buffalo, 1961

Total Offense Plays

- 108 Marshall vs Western Carolina, 1987
- 104 Appalachian St. vs Wake Forest, 1981
- 104 Marshall vs Western Carolina, 1992
- 99 Western Carolina vs Marshall, 1991
- 98 Western Carolina vs VMI, 2000
- 95 VMI vs East Tennessee St., 1990
- 95 VMI vs JMU, 1990
- 95 VMI vs East Tennessee St., 1990
- 95 Marshall vs Morehead St, 1988
- 95 Furman vs Appalachian St., 1983
- 95 Furman vs VMI, 1982

Total Offense Yards

- 795 Chattanooga vs Appalachian St., 1978
- 789 Marshall vs VMI, 1991
- 732 Ga. Southern vs W. Carolina, 1999
- 722 East Tennessee St. vs WV Tech, 1999
- 707 E. Tennessee St. vs App. St., 1997
- 695 Chattanooga vs. App. St., 2004
- 685 Georgia Southern vs E. Tenn. St., 1999
- 681 W. Carolina vs Lenoir-Rhyne, 2000
- 676 Furman vs The Citadel, 1987
- 664 VMI vs. W.V. Tech, 1992

Points Scored

- 84 Georgia Southern vs. J.C. Smith, 2004
- 77 W. Carolina vs. W. Virginia St., 2004
- 77 Davidson vs Furman, 1969
- 76 Ga Southern vs Fayetteville St., 1999
- 73 Chattanooga vs Kentucky St., 2001
- 72 Chattanooga vs Miss. Valley St., 2000
- 72 Chattanooga vs Appalachian St., 1978
- 71 Marshall vs Morehead St., 1994
- 70 Ga. Southern vs Chattanooga, 2001
- 70 Marshall vs Morehead St., 1991

Points Scored, Quarter

- 49 Davidson vs Furman, 1969 (2Q)
- 41 E. Tenn. St. vs Chattanooga, 2003 (2Q)
- 37 Ga Southern vs J.C. Smith, 2004 (1Q)
- 35 Furman vs Elon, 2002 (2Q)
- 32 Furman vs Davidson, 1982 (2Q)
- 31 Furman vs Presbyterian, 1991(2Q)
- 31 Western Carolina vs NC A&T, 1988 (2Q)

Touchdowns Scored

- 12 Georgia Southern vs. J.C. Smith, 2004
- 11 Chattanooga vs Kentucky St., 2001
- 11 Ga Southern vs Fayetteville St., 1999
- 11 Davidson vs Furman, 1969
- 10 E. Tennessee St. vs Chattanooga, 2003
- 10 Georgia Southern vs Chattanooga, 2001
- 10 Chattanooga vs Miss. Valley St., 2000
- 10 Marshall vs Morehead St., 1994
- 10 Marshall vs Morehead St., 1991
- 10 VMI vs Central Florida, 1982

First Downs

- 36 Marshall vs Western Carolina, 1987
- 36 The Citadel vs Wofford, 1985
- 36 ECU vs UVA, 1975
- 35 Marshall vs Furman, 1994
- 35 Furman vs Davidson, 1983
- 35 Appalachian St. vs Lenoir-Rhyne, 1975
- 34 Marshall vs Western Carolina, 1994
- 34 VMI vs WV Tech, 1990
- 33 Appalachian St. vs Davidson, 1986

Fewest First Downs Gained

- 0 Western Carolina vs NC State, 1990
- 2 VMI vs Villanova, 1962
- 2 Furman vs Memphis, 1961
- 2 VMI vs Furman, 1999
- 4 VMI vs Georgia Southern, 1993

Turnovers

- 11 Furman vs Chattanooga, 1979
- 10 Appalachian St. vs The Citadel, 1994
- 8 Western Carolina vs The Citadel, 1996
- 8 E. Tennessee St. vs Appalachian St., 1984
- 8 VMI vs East Tennessee St., 1981
- 8 Western Carolina vs E. Tenn. St., 1975

Punts

- 13 Appalachian St. vs The Citadel, 1985
- 13 Furman vs ECU, 1972
- 13 ECU vs Furman, 1972
- 13 VMI vs West Virginia, 1969
- 13 Furman vs USC, 1949
- 12 Appalachian St. vs Hawaii, 2003
- 12 Furman vs Appalachian St., 1991
- 12 Western Carolina vs NC State, 1990
- 12 Davidson vs Appalachian St., 1986
- 12 Chattanooga vs Appalachian St., 1984

Punt Yards

- 616 The Citadel vs Clemson, 1986
- 528 Appalachian St. vs Hawaii, 2003
- 512 Appalachian St. vs The Citadel, 1985
- 492 Chattanooga vs E. Tennessee St., 1985
- 479 Furman vs Appalachian St., 1991
- 472 VMI vs West Virginia, 1969
- 439 VMI vs Appalachian St., 2002
- 437 East Tennessee St. vs Wofford, 2002

Sacks By

- 11 Georgia Southern vs Wofford, 1998
- 11 Appalachian St. vs Furman, 1995
- 11 Appalachian St. vs E. Tenn. St., 1994
- 10 Furman vs Chattanooga, 1997
- 9 Furman vs Lehigh, 2001*
- 9 W. Carolina vs Lenoir-Rhyne, 2000

Passes Intercepted By

- 7 Marshall vs Appalachian St., 1990
- 6 Chattanooga vs Gardner-Webb, 1993
- 6 East Tennessee St. vs Newberry, 1991
- 6 E. Tennessee St. vs Valdosta St., 1990
- 6 VMI vs Virginia Tech, 1959

Penalties

- 19 Georgia Southern vs J. C. Smith, 2000
- 18 W. Carolina vs Lenoir-Rhyne, 2000
- 16 Chattanooga vs Furman, 2004
- 16 Appalachian St. vs W. Carolina, 2003
- 16 Georgia Southern vs Elon, 2003
- 15 Appalachian St. vs Liberty, 2001
- 15 Chattanooga vs E. Tenn. St., 2000
- 15 Appalachian St. vs Chattanooga, 1997
- 15 E. Tennessee St. vs Appalachian St., 1984
- 15 Appalachian St. vs E. Tennessee St., 1984

Penalty Yards

- 197 W&M vs Furman, 1962
- 179 Georgia Southern vs Elon, 2003
- 179 Georgia Southern vs J. C. Smith, 2000
- 168 Appalachian St. vs W. Carolina, 2003
- 165 Chattanooga vs E. Tennessee St., 2000
- 151 VMI vs Georgia, 1966
- 145 East Tennessee St. vs Georgia Southern, 1984
- 142 Chattanooga vs. Furman, 2004
- 139 Appalachian St. vs Liberty, 2001
- 139 Furman vs W&M, 1962

Kickoff Return Yards

- 259 Chattanooga vs Vanderbilt, 2003
- 250 VMI vs. Furman, 2001
- 243 Chattanooga vs. E. Tenn. St., 2003
- 234 Chattanooga vs. UT-Martin, 1992
- 216 VMI vs. Wm. & Mary, 2002
- 212 Chattanooga vs. App. St., 2004
- 193 Ga. Southern vs. Oregon St., 1999
- 191 App. St. vs. Chattanooga, 2004
- 190 The Citadel vs. Appalachian St., 2002
- 185 Chattanooga vs. Ga. Southern, 2001

* indicates NCAA Playoff Game

Team Season Records



Rushing Attempts

859	Georgia Southern, 2002
795	Wofford, 2003
761	Georgia Southern, 2004
752	Wofford, 2002
734	East Carolina, 1976
703	VMI, 1991
693	Appalachian St., 1975
691	Wofford, 1999
686	VMI, 1990
678	The Citadel, 1991

Rushing Yards

5407	Georgia Southern, 2002
4609	Georgia Southern, 1999
4439	Georgia Southern, 2004
4202	The Citadel, 1994
4166	Georgia Southern, 1998
4106	Wofford, 2002
3867	Wofford, 1999
3800	The Citadel, 1992
3692	Georgia Southern, 2003
3642	Georgia Southern, 2000
3560	Georgia Southern, 2001

Rushing Yards Per Game

419.0	Georgia Southern, 1999
414.0	Chattanooga, 1980
386.2	Georgia Southern, 2002
382.0	The Citadel, 1994
378.7	Georgia Southern, 1998
369.9	Georgia Southern, 2004
351.5	Wofford, 1999
345.5	The Citadel, 1992
342.2	Wofford, 2002
335.6	Georgia Southern, 2003

Fewest Rushing Yards Per Game

36.2	Davidson, 1986
43.8	Davidson, 1985
47.2	The Citadel, 1983
64.2	Marshall, 1985
67.9	Marshall, 1984
68.2	VMI, 2001
68.9	VMI, 2000
69.1	VMI, 1969
79.6	Furman, 1968
81.5	The Citadel, 1985

Touchdowns Rushing

61	Georgia Southern, 1999
56	Georgia Southern, 2004
54	Georgia Southern, 2002
53	Georgia Southern, 1998
53	The Citadel, 1994
48	The Citadel, 1994
43	Wofford, 2003
42	Georgia Southern, 2001
42	Furman, 1999
39	Wofford, 2002

Pass Attempts

496	Chattanooga, 1999
493	Marshall, 1987
467	Chattanooga, 2000
444	Chattanooga, 2003
443	Western Carolina, 2003
438	Davidson, 1985
435	Western Carolina, 1985
430	Marshall, 1984
426	VMI, 2001
424	The Citadel, 1985
422	Marshall, 1985
417	East Tennessee St., 1996

Completions

300	Chattanooga, 1999
289	Chattanooga, 2000
268	Chattanooga, 2003
265	Marshall, 1987
264	Appalachian St., 2004
257	Western Carolina, 2003
256	Chattanooga, 2004
236	East Tennessee St., 1995
234	Marshall, 1992
233	The Citadel, 1985

Passing Yards

3777	Marshall, 1987
3730	Chattanooga, 2000
3591	Chattanooga, 1999
3549	Appalachian St., 2004
3245	Marshall, 1992
3032	Marshall, 1991
3003	Chattanooga, 2004
2996	Western Carolina, 2000
2974	Furman, 2004
2944	Marshall, 1984

Touchdown Passes

31	Marshall, 1994
30	Marshall, 1996
29	Marshall, 1992
28	Chattanooga, 1999
28	Marshall, 1991
26	Appalachian St., 2004
25	Furman, 1985
24	Furman, 2004
24	Marshall, 1989
22	Chattanooga, 2002

Interceptions Thrown

28	Davidson, 1985
26	Western Carolina, 1986
25	Marshall, 1987
25	Furman, 1969
23	VMI, 1986
23	The Citadel, 1983
23	VMI, 1983
23	East Tennessee St., 1982
22	Chattanooga, 1994
22	East Tennessee St., 1991
22	Chattanooga, 2003
22	VMI, 1987
22	Chattanooga, 1986
22	Western Carolina, 1985

Total Offense Plays

981	Georgia Southern, 2002
926	Furman, 2004
911	Wofford, 2003
896	Georgia Southern, 2004
869	VMI, 2002
862	Marshall, 1987
860	Wofford, 2002
859	The Citadel, 2002
857	Chattanooga, 2003
852	Furman, 1983

Total Offense Yards

6575	Georgia Southern, 2002
6069	Georgia Southern, 1999
5914	Furman, 2004
5860	Georgia Southern, 2004
5419	Georgia Southern, 1998
5397	Marshall, 1992
5333	Western Carolina, 1983
5212	Wofford, 1999
5128	Furman, 1985
5105	Marshall, 1996

5084	Furman, 1983
5041	East Tennessee St., 1996
5030	The Citadel, 1971

Total Offense Yards Per Game

551.7	Georgia Southern, 1999
492.6	Georgia Southern, 1998
490.6	Marshall, 1992
488.3	Georgia Southern, 2004
473.8	Wofford, 1999
469.6	Georgia Southern, 2002
466.2	Furman, 1985
464.1	Marshall, 1996
462.2	Furman, 1983
457.4	Furman, 1985

Points Scored

564	Georgia Southern, 2004
550	Georgia Southern, 1999
493	Georgia Southern, 2002
468	Georgia Southern, 1998
466	Marshall, 1992
465	Marshall, 1996
459	Marshall, 1994
449	Furman, 2004
441	Appalachian St., 2000
414	Marshall, 1991

Fewest Points Allowed

93	The Citadel, 1960 (8.5)
107	Furman, 1988 (9.7)
107	Furman, 1983 (9.7)
109	Appalachian St., 1985 (9.9)
123	Marshall, 1993 (11.2)
126	Appalachian St., 1987 (11.5)
132	Georgia Southern, 2001 (12.0)
135	Furman, 1989 (12.3)
137	Chattanooga, 1982 (12.4)
141	Furman, 1982 (12.8)

Touchdowns Scored

77	Georgia Southern, 2004
76	Georgia Southern, 1999
66	Georgia Southern, 2002
63	Marshall, 1994
63	Marshall, 1992
62	Georgia Southern, 1998
62	Marshall, 1996
59	Furman, 2004
57	Furman, 1999
55	Marshall, 1991

First Downs

318	Furman, 2004
289	Marshall, 1994
285	Georgia Southern, 2002
280	Marshall, 1992
279	Georgia Southern, 2004
274	Georgia Southern, 1999
266	Chattanooga, 2000
260	Georgia Southern, 1998
258	Wofford, 1999

255	Furman, 2002
-----	--------------

Penalties (since 1993)

106	Western Carolina, 2003
104	Appalachian St., 2001
103	Georgia Southern, 2000
101	Marshall, 1996
100	East Tennessee St., 1997
97	Chattanooga, 2004
97	Georgia Southern, 2003
95	Georgia Southern, 2002
95	Georgia Southern, 1999
94	Western Carolina, 1998

Penalty Yards (since 1993)

968	Appalachian St., 2001
899	Appalachian St., 1999
890	Western Carolina, 2003
877	Georgia Southern, 2000
868	East Tennessee St., 1997
856	Marshall, 1996
847	Chattanooga, 2004
846	Western Carolina, 1998
836	Western Carolina, 2002
832	Georgia Southern, 2002

Sacks By

49	Furman, 1988
44	Appalachian St., 1994
37	Appalachian St., 1995
34	Georgia Southern, 1998
32	Western Carolina, 1998
32	Furman, 1997
32	Appalachian St., 2001
31	Marshall, 1995
30	Marshall, 1994
30	Appalachian St., 1997

Interceptions By

28	Furman, 1986
28	VMI, 1959
27	Georgia Southern, 1997
25	VMI, 1997
24	Furman, 1983
23	Chattanooga, 1987
23	East Tennessee St., 1986
23	The Citadel, 1974 (11)
22	Wofford, 2003
22	Appalachian St., 1997
22	Marshall, 1988
22	Western Carolina, 1983
22	Furman, 1982

Largest Margin Of Victory

81	Georgia Southern 84, Johnson C. Smith 3, 2004
76	Georgia Southern 76, Fayetteville State 0, 1999
70	Western Carolina 77, West Virginia State 7, 2004
69	VMI 69, Central Florida 0, 1982
63	Davidson 77, Furman 14, 1969
61	East Tennessee State 68, Chattanooga 7, 2003
58	Chattanooga 72, ASU 14, 1978

Total Offense

MOST PLAYS

Half

- 59 – Michael Payton, Marshall vs. Western Carolina, 1992
- 37 – Josh Brooks, Western Carolina vs. Liberty, 1997
- 37 – Jeff Gilbert, Western Carolina vs. Chattanooga, 1984

Game

- 74 – Michael Payton, Marshall vs. Western Carolina, 1992
- 73 – Tony Petersen, Marshall vs. Western Carolina, 1987
- 72 – Cleve Hightower, Furman vs. Wofford, 1969
- 71 – Chris Sanders, Chattanooga vs. Furman, 1999
- 66 – Richie Williams, Appalachian St. vs. Western Carolina, 2004
- 65 – Brian Gaither, Western Carolina vs. Georgia Southern, 2003
- 64 – Bake Baker, Appalachian St. vs. Liberty, 1998
- 64 – Dave Brown, VMI vs. Marshall, 1988
- 64 – Steve Bradley, Davidson vs. Bucknell, 1985
- 63 – Cedric Stevens, Chattanooga vs. Appalachian St., 2004
- 63 – Chuck Spearman, Chattanooga vs. Kentucky State, 2001
- 62 – Kip Allen, The Citadel vs. Clemson, 1986
- 61 – Joey Gibson, VMI vs. E. Tenn. St., 2001
- 61 – Carl Fodor, Marshall vs. Furman, 1984

Season

- 524 – Chris Sanders, Chattanooga, 1999
- 520 – Chris Sanders, Chattanooga, 2000
- 519 – Tony Petersen, Marshall, 1987
- 487 – Richie Williams, Appalachian St., 2004
- 470 – Greg Ryan, E. Tenn. St., 1995
- 469 – Brian Gaither, Western Carolina, 2003
- 460 – Michael Payton, Marshall, 1990
- 460 – Al Comer, VMI, 1985
- 455 – Joey Gibson, VMI, 2002
- 455 – Charlie Richards, UR, 1969
- 449 – Todd Wells, E. Tenn. St., 2000
- 444 – Cedric Stevens, Chattanooga, 2004
- 444 – Carl Fodor, Marshall, 1984

Career

- 1348 – Greg Ryan, E. Tenn. St., 1993-96
- 1335 – D.J. Campbell, Appalachian St., 1989-92
- 1331 – Kenyon Earl, Chattanooga, 1991-94
- 1186 – Joey Gibson, VMI, 1999-02
- 1178 – Carl Fodor, Marshall, 1982-85
- 1160 – Steve Brown, Appalachian St., 1977-80
- 1139 – Jack Douglas, The Citadel, 1989-92
- 1109 – Michael Payton, Marshall, 1989-92
- 1044 – Chris Sanders, Chattanooga, 1999-2000
- 1027 – John Gregory, Marshall, 1986-89

MOST YARDS

Game

- 570 – Cedric Stevens, Chattanooga vs. Appalachian St., 2004 (515P/55R)
- 526 – Chris Sanders, Chattanooga vs. Furman, 1999 (532P/-6R)
- 517 – Richie Williams, Appalachian St. vs. Chattanooga, 2004 (410P/107R)
- 503 – Chris Sanders, Chattanooga vs. Western Carolina, 2000 (488P/15R)
- 495 – David Rivers, Western Carolina vs. Wofford, 2000 (474P/21R)
- 493 – Michael Payton, Marshall vs. VMI, 1991 (496P/-3R)
- 486 – Buster O'Brien, UR vs. Ohio, 1968
- 477 – Chris Sanders, Chattanooga at Furman, 2000 (437P/34R)
- 465 – Michael Payton, Marshall vs. Appalachian St., 1992 (432P/33R)
- 448 – Richie Williams, Appalachian St. vs. Elon, 2004 (408P/23R)
- 447 – Todd Wells, E. Tenn. St. vs. Appalachian St., 1997
- 447 – Tony Petersen, Marshall vs. Western Carolina, 1987 (481 P/-34 R)
- 440 – Richie Williams, Appalachian St. vs. Furman, 2004 (413P/27R)
- 434 – Chris Sanders, Chattanooga vs. Appalachian St., 2000 (371P/63R)
- 428 – Kip Allen, The Citadel vs. Wofford, 1985
- 427 – Carl Fodor, Marshall vs. Furman, 1984
- 416 – John Gregory, Marshall vs. Eastern Kentucky, 1989
- 415 – Michael Payton, Marshall vs. Western Carolina, 1992
- 415 – Steve Brown, Appalachian St. vs. E. Tenn. St., 1980
- 405 – Richie Williams, Appalachian St. vs. Wofford, 2004 (405P/0R)
- 405 – Mark Thompson, Davidson vs. Bucknell, 1970
- 400 – Dave Brown, VMI vs. Appalachian St., 1986

Season

- 3756 – Chris Sanders, Chattanooga, 2000
- 3649 – Tony Petersen, Marshall, 1987
- 3491 – Chris Sanders, Chattanooga, 1999
- 3393 – Richie Williams, Appalachian St., 2004
- 3084 – Ingle Martin, Furman, 2004
- 2984 – David Rivers, Western Carolina, 2000
- 2957 – Todd Wells, E. Tenn. St., 2000
- 2896 – Michael Payton, Marshall, 1992
- 2766 – Carl Fodor, Marshall, 1984
- 2763 – Todd Wells, E. Tenn. St., 1997
- 2761 – Brian Gaither, Western Carolina, 2003
- 2751 – John Gregory, Marshall, 1989
- 2665 – Cedric Stevens, Chattanooga, 2004
- 2665 – Charlie Richards, UR, 1969

Career

- 8711 – Todd Wells, E. Tenn. St., 1997-2000
- 7703 – Greg Ryan, E. Tenn. St., 1993-96
- 7530 – Michael Payton, Marshall, 1989-92
- 7247 – Chris Sanders, Chattanooga, 1999-2000
- 7129 – Steve Brown, Appalachian St., 1977-80
- 7097 – Kenyon Earl, Chattanooga, 1991-94
- 6678 – Greg Hill, Georgia Southern, 1996-99
- 6608 – Lonnie Galloway, Western Carolina, 1990-93
- 6555 – Travis Wilson, Wofford, 1998-01
- 6297 – John Gregory, Marshall, 1986-89

MOST TOUCHDOWNS RESPONSIBLE FOR

(TD's scored and passed for)

Game

- 9 – Allen McCune, West Virginia vs. Pittsburgh, 1965 (4 rushing, 5 passing)
- 7 – Chris Sanders, Chattanooga vs. Mississippi Valley State, 2000
- 6 – Richie Williams, Appalachian St. vs. Chattanooga, 2004
- 6 – Cedric Stevens, Chattanooga vs. Appalachian St., 2004
- 6 – Justin Barnes, Chattanooga vs. Kentucky State, 2001
- 6 – Cos DeMatteo, Chattanooga vs. Miss. Valley State, 2000
- 6 – Kenyon Earl, Chattanooga vs. Gardner-Webb, 1993
- 6 – Tim Russell, The Citadel vs. Furman, 1979

Season

- 38 – Chaz Williams, Georgia Southern, 2004
- 36 – Chaz Williams, Georgia Southern, 2002
- 32 – Richie Williams, Appalachian St., 2004
- 29 – Todd Donnan, Marshall, 1994
- 28 – Adrian Peterson, Georgia Southern, 1999
- 28 – Chris Sanders, Chattanooga, 1999
- 28 – Michael Payton, Marshall, 1992
- 27 – John Gregory, Marshall, 1989
- 26 – Carl Fodor, Marshall, 1984
- 25 – Ingle Martin, Furman, 2004
- 25 – Greg Hill, Georgia Southern, 1999
- 25 – Adrian Peterson, Georgia Southern, 1998

Career

- 85 – Chaz Williams, Georgia Southern, 2001-04
- 71 – Greg Hill, Georgia Southern, 1996-99
- 68 – Michael Payton, Marshall, 1989-92
- 66 – Adrian Peterson, Georgia Southern, 1998-02
- 57 – Todd Wells, E. Tenn. St., 1997-00
- 56 – Greg Ryan, E. Tenn. St., 1993-96
- 55 – Jack Douglas, The Citadel, 1989-92
- 53 – John Gregory, Marshall, 1986-89
- 52 – Chris Sanders, Chattanooga, 1999-2000
- 50 – Thomas Haskins, VMI, 1993-96
- 50 – Bobby Lamb, Furman, 1982-85

MOST GAMES GAINING 250 OR MORE YARDS

Season

- 9 – Chris Sanders, Chattanooga, 2000
- 7 – Richie Williams, Appalachian St., 2004
- 7 – Chris Sanders, Chattanooga, 1999
- 5 – Brian Gaither, Western Carolina, 2003
- 5 – Bake Baker, Appalachian St., 1997
- 5 – Steve Brown, Appalachian St., 1980

Career

- 16 – Chris Sanders, Chattanooga, 1999-2000
- 11 – Steve Brown, Appalachian St., 1977-80
- 7 – Bake Baker, Appalachian St., 1994-97
- 6 – Brian Gaither, Western Carolina, 2001-03

MOST CONSECUTIVE GAMES GAINING 250 OR MORE YARDS

Season

- 7 – Chris Sanders, Chattanooga, 2000
- 4 – Richie Williams, Appalachian St., 2004
- 3 – Bake Baker, Appalachian St., 1997

MOST GAMES GAINING 300 OR MORE YARDS

Season

- 7 – Richie Williams, Appalachian St., 2004
- 6 – Chris Sanders, Chattanooga, 2000
- 6 – Chris Sanders, Chattanooga, 1999
- 5 – David Rivers, Western Carolina, 2000
- 3 – Todd Wells, E. Tenn. St., 2000
- 3 – Steve Brown, Appalachian St., 1979

Career

- 12 – Chris Sanders, Chattanooga, 1999-2000
- 7 – Richie Williams, Appalachian St., 2004
- 6 – Steve Brown, Appalachian St., 1977-80
- 5 – Todd Wells, E. Tenn. St., 1997-2000

RUSHING AND PASSING FOR 3,000 YARDS IN A CAREER

Greg Hill, Georgia Southern, 1996-99 (3309 rushing, 3369 passing)

HIGHEST AVERAGE GAIN PER PLAY

Game (min 20 plays)

- 17.0 – Michael Payton, Marshall vs. VMI, 1991 (29-493)
- 15.1 – Greg Hill, Georgia Southern vs. Furman, 1998 (24-362)

Season (min 1500 yards)

- 9.1 – Greg Hill, Georgia Southern, 1999 (258-2346)
- 8.9 – Michael Payton, Marshall, 1991 (266-2379)
- 8.6 – Bobby Lamb, Furman, 1985 (257-2222)
- 8.1 – Ingle Martin, Furman, 2004 (384-3082)
- 7.9 – Lonnie Galloway, Western Carolina, 1992 (313-2468)
- 7.7 – David Charpia, Furman, 1983 (197-1510)
- 7.6 – Michael Payton, Marshall, 1992 (380-2896)
- 7.5 – Justin Hill, Furman, 1999 (262-1976)
- 7.5 – Adrian Peterson, Georgia Southern, 1998 (257-1932)
- 7.5 – Todd Wells, E. Tenn. St., 1997
- 7.4 – Eric Kresser, Marshall, 1996
- 7.4 – Lonnie Galloway, Western Carolina, 1993

Career (min. 3000 yards)

- 8.1 – Ingle Martin, Furman, 2004
- 7.33 – Bobby Lamb, Furman, 1982-85
- 7.28 – Greg Hill, Georgia Southern, 1996-99
- 7.1 – Lonnie Galloway, Western Carolina, 1990-93
- 7.0 – Michael Payton, Marshall, 1989-92
- 6.9 – Chris Sanders, Chattanooga, 1999-2000
- 6.4 – Travis Wilson, Wofford, 1998-01

GAINING 1000 YARDS RUSHING AND 1000 YARDS PASSING

Season

- Chaz Williams, Georgia Southern, 2002 (1422 rushing, 1022 passing)
- Greg Hill, Georgia Southern, 1999 (1084 rushing, 1262 passing)
- Greg Hill, Georgia Southern, 1998 (1061 rushing, 1193 passing)

RUSHING

MOST RUSHES

Game

- 52 – Tom Sowers, VMI vs. Davidson, 1968
- 49 – Brad Hoover, Western Carolina vs. Appalachian St., 1998
- 47 – Ron Darby, Marshall vs. Western Carolina, 1988
- 47 – Andrew Johnson, The Citadel vs. W&M, 1974
- 44 – Floyd Allen, VMI vs. Western Carolina, 1981
- 43 – John Settle, Appalachian St. vs. Marshall, 1986
- 42 – Damon Scott, Appalachian St. vs. Chattanooga, 1996

Total Offense/Rushing

- 41 – Louis Ivory, Furman vs. E. Tenn. St., 2000
- 41 – Butch Colson, East Carolina vs. Southern Miss, 1969
- 40 – Chris Parker, Marshall vs. Hofstra, 1995

Season

- 340 – Carlester Crumpler, East Carolina, 1972
- 331 – Brad Hoover, Western Carolina, 1998
- 317 – John Settle, Appalachian St., 1986
- 291 – Floyd Allen, VMI, 1980
- 291 – Stump Mitchell, The Citadel, 1980
- 291 – Floyd Allen, VMI, 1979
- 290 – Chaz Williams, Georgia Southern, 2002
- 286 – Louis Ivory, Furman, 2000
- 286 – Thomas Haskins, VMI, 1996
- 286 – Damon Scott, Appalachian St., 1996
- 280 – Darrell Lipford, Western Carolina, 1977

Career

- 996 – Adrian Peterson, Georgia Southern, 1998-01
- 898 – Thomas Haskins, VMI, 1993-96
- 891 – John Settle, Appalachian St., 1983-86
- 847 – Louis Ivory, Furman, 1998-01
- 823 – Jack Douglas, The Citadel, 1989-92
- 786 – Stump Mitchell, The Citadel, 1977-80
- 779 – Chris Parker, Marshall, 1991-95
- 745 – Damon Scott, Appalachian St., 1993-96
- 731 – Brandon Walker, E. Tenn. St., 1996-99
- 711 – Ron Darby, Marshall, 1986-89

MOST RUSHES PER GAME

Season

- 30.9 – Carlester Crumpler, East Carolina, 1972
- 30.1 – Brad Hoover, Western Carolina, 1998
- 28.8 – John Settle, Appalachian St., 1986
- 27.5 – George Searcy, E. Tenn. St., 1989
- 26.5 – Stump Mitchell, The Citadel, 1980
- 26.5 – Floyd Allen, VMI, 1980
- 26.5 – Floyd Allen, VMI, 1979
- 26.4 – Floyd Allen, VMI, 1979
- 26.0 – Louis Ivory, Furman, 2000
- 26.0 – Thomas Haskins, VMI, 1996
- 26.0 – Damon Scott, Appalachian St., 1996

MOST YARDS GAINED

Quarter

- 159 – Adrian Peterson, Georgia Southern vs. E. Tenn. St., 1999 (3rd)
- 147 – Adrian Peterson, Georgia Southern vs. The Citadel, 1998 (4th)
- 133 – Garrett Ford Sr, West Virginia vs. Pitt, 1965 (2nd)

Half

- 202 – Anthony James, Western Carolina vs. Marshall, 1981
- 197 – Adrian Peterson, Georgia Southern vs. VMI, 1999 (1st)
- 196 – Adrian Peterson, Georgia Southern vs. The Citadel, 1998 (2nd)
- 184 – Louis Ivory, Furman vs Wofford, 2001 (1st)
- 183 – Charles McNeill, Chattanooga vs Kentucky St., 2001 (2nd)

Game

- 301 – Louis Ivory, Furman vs. Georgia Southern, 2000
(see 200-Yard Club, page 100)

Season

- 2079 – Louis Ivory, Furman, 2000
- 1932 – Adrian Peterson, Georgia Southern, 1998
- 1807 – Adrian Peterson, Georgia Southern, 1999
- 1698 – Thomas Haskins, VMI, 1996
- 1663 – Brad Hoover, Western Carolina, 1998
- 1661 – John Settle, Appalachian St., 1986
- 1647 – Stump Mitchell, The Citadel, 1980
- 1555 – Carl Tremble, Furman, 1992
- 1548 – Thomas Haskins, VMI, 1995
- 1509 – Thomas Haskins, VMI, 1994

Career

6559 – Adrian Peterson, Georgia Southern, 1998-2001
 5353 – Louis Ivory, Furman, 1998-01
 5349 – Thomas Haskins, VMI, 1993-96
 4560 – Chris Parker, Marshall, 1991-95
 4409 – John Settle, Appalachian St., 1983-86
 4149 – Carl Tremble, Furman, 1989-92
 4062 – Stump Mitchell, The Citadel, 1977-80
 3885 – Brandon Walker, E. Tenn. St., 1996-99
 3868 – Stanford Jennings, Furman, 1980-83
3865 – Jermaine Austin, Georgia Southern, 2002-SA
 3800 – Damon Scott, Appalachian St., 1993-96

MOST YARDS GAINED PER GAME

Season

189.0 – Louis Ivory, Furman, 2000
 175.6 – Adrian Peterson, Georgia Southern, 1998
 164.3 – Adrian Peterson, Georgia Southern, 1999
 154.4 – Thomas Haskins, VMI, 1996
 151.2 – Adrian Peterson, Georgia Southern, 2000
 151.2 – Brad Hoover, Western Carolina, 1998
 151.0 – John Settle, Appalachian St., 1986
 149.7 – Stump Mitchell, The Citadel, 1980
 141.4 – Carl Tremble, Furman, 1992
 140.7 – Thomas Haskins, VMI, 1995

Career

156.2 – Adrian Peterson, Georgia Southern, 1998-01
 127.5 – Louis Ivory, Furman, 1998-01
 121.6 – Thomas Haskins, VMI, 1993-96
110.4 – Jermaine Austin, Georgia Southern, 2002-SA
 104.2 – Stump Mitchell, The Citadel, 1977-80
 103.6 – Chris Parker, Marshall, 1991-95
 102.5 – John Settle, Appalachian St., 1983-86
 98.8 – Carl Tremble, Furman, 1989-92
 97.4 – Damon Scott, Appalachian St., 1993-96
 92.5 – Brandon Walker, E. Tenn. St., 1996-99
 90.0 – Stanford Jennings, Furman, 1980-83

MOST YARDS GAINED BY A FRESHMAN

Season

1932 – Adrian Peterson, Georgia Southern, 1998 (NCAA Record)
 1416 – Jermaine Austin, Georgia Southern, 2002

MOST YARDS GAINED BY A QUARTERBACK

Game

286 – Gene Brown, The Citadel vs. VMI, 1988 (NCAA Record)
 219 – Greg Hill, Georgia Southern vs. Furman 1999
 219 – Greg Hill, Georgia Southern vs. Furman, 1998

Season

1422 – Chaz Williams, Georgia Southern, 2002
 1152 – Jack Douglas, The Citadel, 1991
 1084 – Greg Hill, Georgia Southern, 1999
 1061 – Greg Hill, Georgia Southern, 1998

Career

3674 – Jack Douglas, The Citadel, 1989-91
 3309 – Greg Hill, Georgia Southern, 1996-99
 2768 – Chaz Williams, Georgia Southern, 2001-04
 2475 – Tony Scales, VMI, 1989-92
 2069 – Travis Wilson, Wofford, 1998-01

MOST GAMES GAINING 100 YARDS OR MORE

Season

11 – Chaz Williams, Georgia Southern, 2002
 11 – Adrian Peterson, Georgia Southern, 1999
 11 – Adrian Peterson, Georgia Southern, 1998
 10 – Louis Ivory, Furman, 2001
 10 – Louis Ivory, Furman, 2000
 10 – Carl Tremble, Furman, 1992
 10 – John Settle, Appalachian St., 1986
 10 – Stump Mitchell, The Citadel, 1980
 9 – Jermaine Austin, Georgia Southern, 2003
 9 – Adrian Peterson, Georgia Southern, 2001
 9 – Adrian Peterson, Georgia Southern, 2000

Rushing

9 – Brad Hoover, Western Carolina, 1998
 9 – Carlester Crumpler, East Carolina, 1972
 8 – Brandon Walker, E. Tenn. St., 1996
 8 – Thomas Haskins, VMI, 1996
 8 – Floyd Allen, VMI, 1980

Career

40 – Adrian Peterson, Georgia Southern, 1998-01
 28 – Louis Ivory, Furman, 1998-01
 25 – Carl Tremble, Furman, 1989-92
 24 – Thomas Haskins, VMI 1993-96
23 – Jermaine Austin, Georgia Southern, 2002-SA
 22 – John Settle, Appalachian St., 1983-86
 21 – Stump Mitchell, The Citadel, 1977-80
 20 – Damon Scott, Appalachian St., 1993-96
 17 – Brandon Walker, E. Tenn. St., 1996-99
 17 – Stanford Jennings, Furman, 1980-83
 17 – Floyd Allen, VMI, 1978-81

MOST CONSECUTIVE GAMES GAINING 100 OR MORE YARDS

Season

11 – Adrian Peterson, Georgia Southern, 1999 (NCAA Record)
 11 – Adrian Peterson, Georgia Southern, 1998 (NCAA Record)
 10 – Chaz Williams, Georgia Southern, 2002
 9 – Adrian Peterson, Georgia Southern, 2000
 9 – Carl Tremble, Furman, 1992
 9 – John Settle, Appalachian St., 1986
 9 – Stump Mitchell, The Citadel, 1980
 7 – Brad Hoover, Western Carolina, 1998
 6 – Louis Ivory, Furman, 2001
 6 – Brandon Walker, E. Tenn. St., 1996
 6 – Carlester Crumpler, East Carolina, 1972
 5 – Jermaine Austin, Georgia Southern, 2003
 5 – Adrian Peterson, Georgia Southern, 2001
 5 – Louis Ivory, Furman, 2000 (twice)
 5 – Thomas Haskins, VMI, 1996
 5 – Stanford Jennings, Furman, 1983

Career

36 – Adrian Peterson, Georgia Southern, 1998-2000

MOST GAMES GAINING 100 YARDS OR MORE BY A FRESHMAN

11 – Adrian Peterson, Georgia Southern, 1998 (NCAA Record)
 7 – Jermaine Austin, Georgia Southern, 2002

MOST GAMES GAINING 100 YARDS OR MORE BY A QUARTERBACK

Season

11 – Chaz Williams, Georgia Southern, 2002

MOST CONSECUTIVE GAMES GAINING 100 YARDS OR MORE BY A QUARTERBACK

Season

10 – Chaz Williams, Georgia Southern, 2002

MOST GAMES GAINING 200 OR MORE YARDS

Season

5 – Louis Ivory, Furman, 2000
 5 – Adrian Peterson, Georgia Southern, 1998
 4 – Thomas Haskins, VMI, 1996
 3 – Thomas Haskins, VMI, 1994
 3 – John Settle, Appalachian St., 1986

Career

10 – Thomas Haskins, VMI, 1993-96
 8 – Adrian Peterson, Georgia Southern, 1998-01
 6 – Louis Ivory, Furman, 1998-01
 4 – John Settle, Appalachian St., 1983-86
 3 – Damon Scott, Appalachian St., 1993-96
 2 – Brad Hoover, Western Carolina, 1999-99
 2 – Greg Hill, Georgia Southern, 1996-99
 2 – Jerry Ellison, Chattanooga, 1992-93
 2 – Carl Tremble, Furman, 1989-92
 2 – Tony Scales, VMI, 1989-92
 2 – Andrew Johnson, The Citadel, 1973-74

MOST CONSECUTIVE GAMES GAINING 200 OR MORE YARDS Season

- 3 – Louis Ivory, Furman, 2000
- 3 – Adrian Peterson, Georgia Southern, 1998
- 3 – Thomas Haskins, VMI, 1996

MOST YARDS GAINED IN TWO, THREE, FOUR AND FIVE CON- SECUTIVE GAMES

2 Games

- 528 – Louis Ivory, Furman, 2000 (227+301)
- 518 – Thomas Haskins, VMI, 1996 (277+241)
- 466 – Louis Ivory, Furman, 2000 (301+165)
- 441 – Louis Ivory, Furman, 2000 (227+214)
- 441 – Adrian Peterson, Georgia Southern, 1998 (210+231)
- 433 – Adrian Peterson, Georgia Southern, 1999 (222+211)
- 403 – Louis Ivory, Furman, 2000 (171+232)
- 401 – Carl Tremble, Furman, 1992 (228+173)
- 396 – Carlos Locklyn, Chattanooga, 1999 (219+177)
- 380 – Louis Ivory, Furman, 1999 (203+177)

3 Games

- 742 – Louis Ivory, Furman, 2000 (214+227+301)
- 728 – Thomas Haskins, VMI, 1996 (210+277+241)
- 673 – Louis Ivory, Furman, 2000 (301+165+207)
- 650 – Adrian Peterson, Georgia Southern, 1998 (210+231+209)
- 605 – Adrian Peterson, Georgia Southern, 1999 (172+222+211)
- 585 – Louis Ivory, Furman, 2000 (182+171+232)
- 549 – Adrian Peterson, Georgia Southern, 2000 (182+181+186)
- 548 – Carlos Locklyn, Chattanooga, 1999 (152+219+177)
- 532 – Louis Ivory, Furman, 2000 (198+158+176)
- 491 – Carlester Crumpler, East Carolina, 1972 (163+144+184)

4 Games

- 907 – Louis Ivory, Furman, 2000 (214+227+301+165)
- 874 – Thomas Haskins, VMI, 1996 (146+210+277+241)
- 833 – Adrian Peterson, Georgia Southern, 1998 (210+231+209+183)
- 761 – Adrian Peterson, Georgia Southern, 1999 (156+172+222+211)
- 702 – Stump Mitchell, The Citadel, 1980 (173+180+170+179)
- 690 – Adrian Peterson, Georgia Southern, 2000 (141+182+181+186)

5 Games

- 1114 – Louis Ivory, Furman, 2000 (214+227+301+165+207)
- 1101 – Thomas Haskins, VMI, 1996 (227+146+210+277+241)
- 1011 – Adrian Peterson, Georgia Southern, 1998 (178+210+231+209+183)
- 876 – Adrian Peterson, Georgia Southern, 1999 (115+156+172+222+211)
- 872 – Stump Mitchell, The Citadel, 1980 (170+173+180+170+179)
- 835 – Adrian Peterson, Georgia Southern, 2000 (145+141+182+181+186)
- 825 – Carl Tremble, Furman, 1992 (185+113+126+228+173)

MOST SEASONS GAINING 1,000 YARDS OR MORE

Career

- 4 – Adrian Peterson, Georgia Southern, 1998-2001
- 3 – Louis Ivory, Furman, 1999-2001
- 3 – Thomas Haskins, VMI, 1994-96
- 3 – Chris Parker, Marshall, 1993-95
- 3 – Stanford Jennings, Furman, 1981-83

TWO PLAYERS, SAME TEAM, EACH GAINING 1,000 YARDS

- Georgia Southern, 2002 – Chaz Williams (1422) and Jermaine Austin (1416)
- Georgia Southern, 1999 – Greg Hill (1084) and Adrian Peterson (1807)
- Georgia Southern, 1998 – Greg Hill (1061) and Adrian Peterson (1932)
- The Citadel, 1988 – Adrian Johnson (1091) and Gene Brown (1006)
- Chattanooga, 1977 – Mike Smith (1067) and Gwain Durden (1045)

MOST YARDS GAINED BY TWO PLAYERS, SAME TEAM

Game

- 416 – Greg Hill (219), Adrian Peterson (197), Ga. Southern vs. Furman, 1999

Season

- 2993 – Adrian Peterson (1932) and Greg Hill (1061), Ga. Southern, 1998

MOST YARDS GAINED BY TWO OPPOSING PLAYERS

Game

- 474 – Thomas Haskins (250), VMI; Travis Jervey (224), The Citadel, 1994

Rushing

HIGHEST AVERAGE GAIN PER RUSH

Game (min 15 carries)

- 19.1 – Gene Brown, The Citadel vs. VMI, 1988 (15-286)
- 15.3 – Michael Stewart, Western Carolina vs. Newberry, 1993
- 13.9 – Andre Lockhart, Chattanooga vs. E. Tenn. St., 1986

Game (min 5 carries)

- 38.6 – Shaun Fogle, Wofford vs. E. Tenn. St., 2000 (5-193)
- 29.8 – Joe Bedenbaugh, The Citadel vs. Chattanooga, 1970 (6-179)
- 24.3 – Gabriel Jackson, Wofford vs. The Citadel, 2004 (7-170)
- 22.7 – Zzream Walden, Georgia Southern vs. W. Carolina, 2002 (7-159)

Season (min 200 carries)

- 7.5 – Adrian Peterson, Georgia Southern, 1998 (257-1932)

Game (min 100 carries)

- 7.3 – Louis Ivory, Furman, 2000
- 7.3 – Adrian Peterson, Georgia Southern, 1999
- 7.0 – Brad Hoover, Western Carolina, 1996
- 6.8 – Carl Tremble, Furman, 1992
- 6.5 – Jermaine Austin, Georgia Southern, 2003
- 6.2 – Thomas Haskins, VMI, 1995
- 6.1 – Chris Parker, Marshall, 1993
- 6.1 – Phil Mosser, William & Mary, 1970
- 6.0 – Louis Ivory, Furman, 1999
- 6.0 – Everette Sands, The Citadel, 1992

Game (min 100 carries)

- 9.0 – Terrance Rivers, The Citadel, 1994
- 7.8 – Jesse McCoy, Wofford, 2002
- 7.8 – Gwain Durden, Chattanooga, 1979
- 7.7 – Travis Jervey, The Citadel, 1994
- 7.5 – Brothel Cole, Furman, 1979
- 7.3 – Robbie Gardner, Furman, 1984
- 7.3 – Jon Hall, The Citadel, 1971
- 7.1 – Greg Hill, Georgia Southern, 1999
- 7.1 – Gwain Durden, Chattanooga, 1980
- 7.0 – Erik Thomas, Marshall, 1996

Career (min 300 carries)

- 7.3 – Jesse McCoy, Wofford, 1999-02
- 7.0 – Erik Thomas, Marshall, 1995-96
- 6.8 – Gwain Durden, Chattanooga, 1977-80
- 6.6 – Adrian Peterson, Georgia Southern, 1998-01
- 6.3 – Louis Ivory, Furman, 1998-01
- 6.3 – Erik Thomas, Marshall, 1993-96
- 6.2 – Jermaine Austin, Georgia Southern, 2002-04
- 6.2 – Roderick Russell, Georgia Southern, 1994-97
- 6.2 – Jerry Ellison, Chattanooga, 1990-93
- 6.1 – Jermaine Austin, Georgia Southern, 2002-SA**

MOST TOUCHDOWNS SCORED BY RUSHING

Half

- 5 – Adrian Peterson, Georgia Southern vs. The Citadel, 1998
- 4 – John Settle, Appalachian St. vs. Davidson, 1986
- 3 – J.R. McNair, Wofford vs. Chattanooga, 2003
- 3 – Anthony James, Western Carolina vs. Marshall, 1981

Game

- 5 – J.R. McNair, Wofford vs. Chattanooga, 2003
- 5 – Adrian Peterson, Georgia Southern vs. The Citadel, 1998
- 5 – John Settle, Appalachian St. vs. Davidson, 1986

Season

- 28 – Adrian Peterson, Georgia Southern, 1999
- 27 – Chaz Williams, Georgia Southern, 2002
- 25 – Chaz Williams, Georgia Southern, 2004
- 25 – Adrian Peterson, Georgia Southern, 1998
- 20 – John Settle, Appalachian St., 1986
- 17 – Thomas Haskins, VMI, 1995
- 17 – Chris Parker, Marshall, 1994
- 17 – George Searcy, E. Tenn. St., 1989
- 17 – Carlester Crumpler, East Carolina, 1972
- 16 – Louis Ivory, Furman, 2000
- 16 – Greg Hill, Georgia Southern, 1999
- 16 – Greg Hill, Georgia Southern, 1998
- 16 – Chris Parker, Marshall, 1993
- 16 – Ron Darby, Marshall, 1988
- 16 – Dave Alexander, East Carolina, 1965



SoCon Records

Career

- 66 – Adrian Peterson, Georgia Southern, 1998-01
- 62 – Chaz Williams, Georgia Southern, 2001-04
- 53 – Louis Ivory, Furman, 1998-01
- 50 – Thomas Haskins, VMI, 1993-96
- 49 – Greg Hill, Georgia Southern, 1996-99
- 48 – Jack Douglas, The Citadel, 1989-92
- 43 – Carl Tremble, Furman, 1989-92
- 43 – John Settle, Appalachian St., 1983-86
- 43 – Robbie Gardner, Furman, 1982-86
- 42 – Brandon Walker, E. Tenn. St., 1996-99

MOST TOUCHDOWNS SCORED PER GAME BY RUSHING

Season

- 2.5 – Adrian Peterson, Georgia Southern, 1999 (28 in 11) (NCAA Record)

CONSECUTIVE GAMES SCORING A TOUCHDOWN BY RUSHING

Season

- 11 – Chaz Williams, Georgia Southern, 2002
- 11 – Louis Ivory, Furman, 2001

Career

- 14 – Adrian Peterson, Georgia Southern, 1998-99
- 13 – Chaz Williams, Georgia Southern, 2002-03

TOUCHDOWNS SCORED BY RUSHING BY A QUARTERBACK

Season

- 27 – Chaz Williams, Georgia Southern, 2002 (NCAA Record)
- 25 – Chaz Williams, Georgia Southern, 2004
- 16 – Greg Hill, Georgia Southern, 1999
- 16 – Greg Hill, Georgia Southern, 1998
- 16 – Dave Alexander, East Carolina, 1965
- 15 – Gene Brown, The Citadel, 1988

Rushing

- 14 – Greg Hill, Georgia Southern, 1997
- 14 – Kenny Robinson, Georgia Southern, 1996
- 13 – Jack Douglas, The Citadel, 1992
- 13 – Jack Douglas, The Citadel, 1991
- 13 – Jack Douglas, The Citadel, 1990

Career

- 62 – Chaz Williams, Georgia Southern, 2001-04 (62 in 40)
- 49 – Greg Hill, Georgia Southern, 1996-99 (49 in 41)

THREE PLAYERS EACH OVER 100 YARDS RUSHING

Game

- Georgia Southern – Jermaine Austin (160), Chaz Williams (120), Hakim Ford (106) vs. Gardner-Webb, 2002
- Georgia Southern – Jermaine Austin (133), Chaz Williams (117), Mark Myers (105) vs. Appalachian St., 2002
- Georgia Southern – Andre Weathers (133), Greg Hill (126), and Adrian Peterson (115) vs. Western Carolina, 1999
- VMI – Tony Scales (167), Marcus Mines (113), Scott Council (110) vs. E. Tenn. St., 1991
- Appalachian St. – John Settle (187), Tim Sanders (108), Ritchie Melchor (108) vs. Davidson, 1986
- Furman – Brian Jager (131), John Drye (123), John Bagwell (119) vs. Newberry, 1985

MOST CONSECUTIVE RUSHES WITHOUT A FUMBLE

Game

- 43 – John Settle, Appalachian St. vs. Marshall, 1986

200-YARD RUSHING GAMES

- 301 – Louis Ivory, FUR vs. GSU, 2000
- 286 – Gene Brown, CIT vs. VMI, 1988 (NCAA QB Record)
- 277 – Thomas Haskins, VMI vs. CIT, 1996
- 267 – Ritchie Melchor, ASU vs. UTC, 1989
- 266 – Thomas Haskins, VMI vs. UTC, 1995
- 262 – Ron Darby, MAR vs. WCU, 1988
- 261 – Mike Glenn, FUR vs. Presbyterian, 1980
- 260 – Ray Sinclair, DAV vs. Catawba, 1981
- 257 – Phil Mosser, W&M vs. Ohio Wesleyan, 1970
- 251 – Brad Hoover, WCU vs. VMI, 1998
- 251 – Thomas Haskins, VMI vs. UR, 1994
- 250 – Thomas Haskins, VMI vs. CIT, 1994
- 246 – Floyd Allen, VMI vs. FUR, 1979
- 245 – John Settle, ASU vs. FUR, 1986
- 245 – Larry Fourqurean, MAR vs. ASU, 1981
- 245 – Bill Wightman, ECU vs. DAV, 1969
- 243 – Ernest Crosby, FUR vs. South Carolina State, 1996
- 242 – Brandon Walker, ETSU vs. Charleston Southern 1998
- 241 – Thomas Haskins, VMI vs. ASU, 1996
- 241 – Anthony James, WCU vs. MAR, 1981
- 241 – Darrell Lipford, WCU vs. MAR, 1977
- 241 – Andrew Johnson, CIT vs. W&M, 1974
- 240 – Andrew Johnson, CIT vs. DAV, 1973
- 239 – John Settle, ASU vs. WCU, 1985
- 239 – Larry Zunich, UR vs. DAV, 1966
- 237 – Herman Jacobs, ETSU vs. CIT, 1983
- 235 – Charles McNeill, UTC vs. Kentucky State, 2001
- 232 – Louis Ivory, FUR vs. W&M, 2000
- 232 – Derrick Hollins, ETSU vs. WOF, 1990
- 231 – Adrian Peterson, GSU vs. CIT, 1998
- 231 – Jerry Ellison, UTC vs. Boise State, 1992
- 229 – Steve Crislip, FUR vs. Carson-Newman,

1971

- 228 – Carl Tremble, FUR vs. UTC, 1992
- 227 – Louis Ivory, FUR vs. ETSU, 2000
- 227 – Thomas Haskins, VMI vs. UTC, 1996
- 226 – Rick Reeves, ETSU vs. MTSU, 1979
- 225 – Thomas Haskins, VMI vs. ASU, 1994
- 224 – Travis Jervy, CIT vs. VMI, 1994
- 224 – Thomas Haskins, VMI vs. CIT, 1993
- 222 – Adrian Peterson, GSU vs. UTC, 1999
- 222 – Alvin Parker, ASU vs. MAR, 1983
- 221 – Adrian Peterson, GSU vs. UTC, 1998
- 221 – Roderick Russell, GSU vs. CIT, 1996
- 219 – Greg Hill, GSU vs. FUR, 1999
- 219 – Carlos Locklyn, UTC at VMI, 1999
- 219 – Greg Hill, GSU vs. FUR, 1998
- 219 – Adrian Peterson, GSU vs. Jacksonville State, 1998
- 218 – Damon Scott, ASU vs. North Carolina A&T, 1995
- 218 – Ron Lear, MAR vs. FUR, 1979
- 217 – Terrance Rivers, CIT vs. FUR, 1994
- 216 – Adrian Peterson, GSU vs. ETSU, 1999
- 216 – Adrian Peterson, GSU vs. ASU, 1998
- 216 – Damon Scott, ASU vs. CIT, 1996
- 215 – Emmitt Hamilton, ASU vs. Lenoir-Rhyne, 1975
- 215 – Tim Sowers, VMI vs. DAV, 1968
- 214 – Louis Ivory, FUR vs. CIT, 2000
- 213 – Fred Boateng, WCU vs. GSU, 2000
- 213 – John Bagwell, FUR vs. MAR, 1987
- 213 – Tony Ball, UTC vs. WCU, 1979
- 211 – Adrian Peterson, GSU vs. VMI, 1999
- 211 – Everette Sands, CIT vs. Lees-McRae, 1993
- 210 – Tyrone Coleman, UTC at CIT, 1998
- 210 – Thomas Haskins, VMI vs. UR, 1996

- 210 – George Searcy, ETSU vs. CIT, 1989
- 209 – Maurice Murphy, CIT vs. VMI, 2001
- 209 – Adrian Peterson, GSU vs. ETSU, 1998
- 209 – Marcus Mines, VMI vs. West Virginia Tech, 1992
- 209 – Jerry Butler, ETSU vs. Tennessee Tech, 1984
- 208 – Ritchie Melchor, ASU vs. Middle Tennessee State, 1989
- 208 – Ron Lear, MAR vs. ASU, 1979
- 207 – Jermaine Austin, GSU vs. Fla. Int'l, 2003
- 207 – Alan Atwater, ASU vs. UTC, 2003
- 207 – Louis Ivory, FUR vs. UTC, 2000
- 205 – Damon Scott, ASU vs. WCU, 1995
- 205 – Alden Lance, ASU vs. Liberty, 1994
- 205 – Jerry Ellison, UTC vs. FUR, 1993
- 205 – Tony Scales, VMI vs. ASU, 1991
- 205 – Bob Carson, CIT vs. UTC, 1971
- 205 – Bob Duncan, CIT vs. UR, 1969
- 205 – Ted Anderson, WVU vs. VMI, 1953
- 204 – Tony Scales, VMI vs. UR, 1991
- 203 – Louis Ivory, FUR vs. ETSU, 1999
- 203 – Brad Hoover, WCU vs. WOF, 1998
- 203 – Darius Hooks, WCU vs. WOF, 1996
- 203 – John Settle, ASU vs. Wake Forest, 1986
- 202 – Antonio Smith, CIT vs. Hofstra, 1998
- 202 – Chris Parker, MAR vs. ETSU, 1993
- 202 – Carl Tremble, FUR vs. CIT, 1990
- 202 – James Roberts, UTC vs. ETSU, 1989
- 202 – Pat Carroll, FUR vs. Carson-Newman, 1970
- 200 – Thomas Haskins, VMI vs. ASU, 1995
- 200 – Chip Hooks, ASU vs. UTC, 1991
- 200 – Jack Douglas, CIT vs. ETSU, 1990
- 200 – Darryl Jackson, WCU vs. Mars Hill, 1987

PASSING

HIGHEST PASSING EFFICIENCY RATING POINTS

Game (min. 10 atts)

411.1 – Billy Napier, Furman vs. Elon, 2002 (8-10 att, 237 yds, 4 TD, 0 int)
 404.8 – Tony Scales, VMI vs. William & Mary, 1990 (9-12, 314, 4, 0)
 369.4 – Justin Barnes, Chattanooga vs. Kentucky St., 2001 (12-16, 325, 6, 0)
 297.2 – Lonnie Galloway, W. Carolina vs. Marshall, 1992 (12-16, 266, 4, 0)
 295.3 – Chad Greene, W. Carolina vs. Chattanooga, 1994 (11-12, 173, 3, 0)
 290.0 – Chaz Williams, Ga. Southern vs. W. Carolina, 2002 (6-10, 156, 3, 0)
 267.4 – Michael Payton, Marshall vs. VMI, 1991 (22-28, 496, 4, 1)
 253.1 – Michael Payton, Marshall vs. Morehead St., 1991 (10-12, 164, 2, 0)
 247.2 – Chaz Williams, Ga. Southern vs. App. St., 2004 (8-12, 140, 3, 0)
 238.8 – Billy Napier, Furman vs Ga. Southern*, 2001 (12-12, 159, 1, 0)

* indicates NCAA Playoff game

Season (min 150 atts)

181.3 – Michael Payton, Marshall, 1991
 170.9 – Bobby Lamb, Furman, 1985
 167.4 – Lonnie Galloway, Western Carolina, 1992
 160.1 – David Charpia, Furman, 1983
 159.8 – Todd Donnan, Marshall, 1994
 159.3 – Bobby Lamb, Furman, 1984
 159.1 – Michael Payton, Marshall, 1992
 158.4 – Richie Williams, Appalachian St., 2004
 158.3 – Braniff Bonaventure, Furman, 1996
 157.3 – Hugh Swilling, Furman, 1991

Career (min 300 atts)

156.33 – Bobby Lamb, Furman, 1984-85
 152.23 – Ingle Martin, Furman, 2004
 147.16 – Billy Napier, Furman, 1999-02
 147.74 – Michael Payton, Marshall, 1989-92
 147.25 – Greg Hill, Georgia Southern, 1996-99
 145.57 – Richie Williams, Appalachian St., 2002-05
 142.64 – Braniff Bonaventure, Furman, 1993-96
 140.12 – Todd Donnan, Marshall, 1991-94
 138.76 – Justin Hill, Furman, 1996-2000
 138.06 – David Charpia, Furman, 1982-83

MOST PASSES ATTEMPTED

Half

55 – Michael Payton, Marshall vs. Western Carolina, 1992 (2nd)

Game

68 – Tony Petersen, Marshall vs. Western Carolina, 1987
 67 – Michael Payton, Marshall vs. Western Carolina, 1992
 67 – Cleve Hightower, Furman vs. Wofford, 1969
 66 – Chris Sanders, Chattanooga vs. Furman, 1999
 63 – Steve Bradley, Davidson vs. Bucknell, 1985
 60 – Carl Fodor, Marshall vs. Furman, 1984
 57 – Joey Gibson, VMI vs. E. Tenn. St., 2001
 57 – Chuck Spearman, Chattanooga vs VMI, 2001
 57 – Chris Sanders, Chattanooga vs. Appalachian St., 1999
 57 – Bake Baker, Appalachian St. vs. Liberty, 1997
 57 – Kip Allen, The Citadel vs. Clemson, 1986
 57 – Jeff Gilbert, Western Carolina vs. Chattanooga, 1984

Season

490 – Chris Sanders, Chattanooga, 1999
 466 – Tony Petersen, Marshall, 1987
 463 – Chris Sanders, Chattanooga, 2000
 418 – Brian Gaither, Western Carolina, 2003
 417 – Kip Allen, The Citadel, 1985
 411 – Carl Fodor, Marshall, 1984
 400 – Carl Fodor, Marshall, 1985
 387 – Greg Ryan, E. Tenn. St., 1995
 378 – Jeff Klein, The Citadel, 2002
 361 – Willie Perkins, Western Carolina, 1986

Career

1148 – Greg Ryan, E. Tenn. St., 1993-96
 1059 – Carl Fodor, Marshall, 1982-85
 955 – Todd Wells, E. Tenn. St., 1997-2000
 953 – Chris Sanders, Chattanooga, 1999-2000
 936 – Brian Hampton, Chattanooga, 1995-98

908 – Joey Gibson, VMI, 1999-02
 904 – D.J. Campbell, Appalachian St., 1989-92
 879 – Michael Payton, Marshall, 1989-92
 855 – Mike Pusey, Western Carolina, 1977-79
 845 – Randy Joyce, Appalachian St., 1981-84

MOST PASSES COMPLETED

Game

41 – Chris Sanders, Chattanooga vs. Furman, 1999
 40 – Richie Williams, Appalachian St. vs. Furman, 2004
 37 – Bake Baker, Appalachian St. vs. Liberty, 1997
 37 – Dave Harper, Davidson vs. William & Mary, 1973
 36 – Vinnie Miroth, Chattanooga vs. Wofford, 2003
 36 – Michael Payton, Marshall vs. Western Carolina, 1992
 35 – Brian Gaither, Western Carolina vs. Georgia Southern, 2003
 35 – Chris Sanders, Chattanooga vs. Appalachian St., 1999
 35 – Carl Fodor, Marshall vs. Furman, 1984
 34 – Cedric Stevens, Chattanooga vs. Liberty, 2004
 34 – Chris Sanders, Chattanooga vs. Western Carolina, 2000
 34 – Tony Petersen, Marshall vs. Western Carolina, 1987
 34 – Kip Allen, The Citadel vs. Wofford, 1985
 33 – Chris Sanders, Chattanooga vs. The Citadel, 1999
 33 – Chris Sanders, Chattanooga vs. Louisville, 1999

Season

297 – Chris Sanders, Chattanooga, 1999
 287 – Chris Sanders, Chattanooga, 2000
 264 – Richie Williams, Appalachian St., 2004
 251 – Tony Petersen, Marshall, 1987
 246 – Brian Gaither, Western Carolina, 2003
 232 – Cedric Stevens, Chattanooga, 2004
 231 – Kip Allen, The Citadel, 1985
 229 – Greg Ryan, E. Tenn. St., 1995
 218 – Carl Fodor, Marshall, 1984
 208 – David Rivers, Western Carolina, 2000
 207 – Bake Baker, Appalachian St., 1997
 203 – Jeff Klein, The Citadel, 2002
 200 – Michael Payton, Marshall, 1992

Career

694 – Greg Ryan, E. Tenn. St., 1993-96
 584 – Chris Sanders, Chattanooga, 1999-2000
 542 – Michael Payton, Marshall, 1989-92
 538 – Todd Wells, E. Tenn. St., 1997-2000
 521 – Carl Fodor, Marshall, 1982-85
 478 – Brian Hampton, Chattanooga, 1995-98
 476 – D.J. Campbell, Appalachian St., 1989-92
 467 – Joe Burchette, Appalachian St., 1999-02
 465 – Joey Gibson, VMI, 1999-02
 454 – John Gregory, Marshall, 1986-89

MOST CONSECUTIVE PASSES COMPLETED

Game

28 – Richie Williams, Appalachian St. vs. Furman, 2004 (NCAA record)
 17 – Stanley Myers, The Citadel vs. Furman, 1998
 12 – Billy Napier, Furman vs Georgia Southern, 2001*
 12 – David Henderson, Furman vs. Marshall, 1978

2 games

20 – Stanley Myers, The Citadel vs. Furman (last 17) and Georgia Southern (first 3), 1998

13 – Bobby Lamb, Furman, 1984

3 Games

19 – Justin Hill, Furman, 1999

HIGHEST PERCENTAGE OF PASSES COMPLETED

Game (min 10 atts)

100.0 – Billy Napier, Furman vs Georgia Southern, 2001* (12-12)
 100.0 – Eric Kresser, Marshall vs. The Citadel, 1996 (10-10)
 .947 – Stanley Myers, The Citadel vs. Furman, 1998 (18-19)
 .917 – Chad Greene, Western Carolina vs. Chattanooga, 1994 (11-12)
 .900 – Mark Williams, E. Tenn. St. vs. Wofford, 1988 (9-10)
 .900 – Mark Lambert, VMI vs. UVA, 1975 (9-10)
 .889 – Richie Williams, Appalachian St. vs. Furman, 2004 (40-45)
 .875 – Billy Napier, Furman vs Wofford, 2001 (14-16)

- .833 – Michael Payton, Marshall vs. Morehead State, 1991 (10-12)
- .810 – Michael Payton, Marshall vs. The Citadel, 1992 (17-21)
- .800 – Joe Burchette, Appalachian St. vs. Wofford, 2001 (20-25)
- .800 – Michael Payton, Marshall vs. Furman, 1992 (20-25)

Season (*min 100 attempts*)

- .685 – Billy Napier, Furman, 2002
- .662 – Michael Payton, Marshall, 1991
- .661 – Harry Knight, Richmond, 1971
- .645 – Travis Wilson, Wofford, 1999
- .645 – Braniff Bonaventure, Furman, 1996
- .640 – Bo Moore, Furman, 2003
- .639 – Michael Payton, Marshall, 1992
- .637 – Greg Ryan, E. Tenn. St., 1996
- .635 – David Charpia, Furman, 1983
- .632 – Todd Donnan, Marshall, 1992

(*min 300 attempts*)

- .669 – Richie Williams, Appalachian St., 2004
- .655 – Cedric Stevens, Chattanooga, 2004
- .631 – Vinnie Miroth, Chattanooga, 2003
- .620 – Chris Sanders, Chattanooga, 2000
- .619 – Ingle Martin, Furman, 2004
- .606 – Chris Sanders, Chattanooga, 1999
- .597 – Bake Baker, Appalachian St., 1997
- .594 – David Rivers, Western Carolina, 2000
- .592 – Greg Ryan, E. Tenn. St., 1995
- .590 – Gordon Slade, Davidson, 1968

Career (*min 300 atts*)

- .655 – Cedric Stevens, Chattanooga, 2004
- .649 – Billy Napier, Furman, 1999-02
- .621 – Richie Williams, Appalachian St., 2002-SA**
- .619 – Ingle Martin, Furman, 2004-SA**
- .617 – Michael Payton, Marshall, 1989-92
- .613 – Chris Sanders, Chattanooga, 1999-2000
- .613 – Braniff Bonaventure, Furman, 1992-96
- .607 – Randy Meredith, E. Tenn. St., 1988-91
- .605 – Greg Ryan, E. Tenn. St., 1993-96
- .604 – Gordon Slade, Davidson, 1967-69

MOST YARDS GAINED

Half

- 383 – Michael Payton, Marshall vs. VMI, Nov. 16, 1991 (1st) (NCAA Record)

Game

- 532 – Chris Sanders, Chattanooga vs. Furman, 1999
(*see 400-yard club*)

Season

- 3691 – Chris Sanders, Chattanooga, 2000
- 3539 – Chris Sanders, Chattanooga, 1999
- 3529 – Tony Petersen, Marshall, 1987
- 3109 – Richie Williams, Appalachian St., 2004
- 2888 – Carl Fodor, Marshall, 1984
- 2878 – David Rivers, Western Carolina, 2000
- 2792 – Ingle Martin, Furman, 2004
- 2788 – Michael Payton, Marshall, 1992
- 2778 – John Gregory, Marshall, 1989
- 2717 – Brian Gaither, Western Carolina, 2003

Career

- 7826 – Greg Ryan, E. Tenn. St., 1993-96
- 7735 – Todd Wells, E. Tenn. St., 1997-00
- 7530 – Michael Payton, Marshall, 1989-92
- 7230 – Chris Sanders, Chattanooga, 1999-2000
- 6655 – Carl Fodor, Marshall, 1982-85
- 6580 – John Gregory, Marshall, 1986-89
- 6533 – Steve Brown, Appalachian St., 1977-80
- 6400 – Kenyon Earl, Chattanooga, 1991-94
- 6200 – Brian Hampton, Chattanooga, 1995-98
- 6160 – Mike Pusey, Western Carolina, 1977-79

MOST YARDS GAINED IN CONSECUTIVE GAMES

2 games

- 884 – David Rivers, Western Carolina, 2000 (474+410)
- 861 – Michael Payton, Marshall, 1992 (429+432)

Passing

- 859 – Chris Sanders, Chattanooga, 2000 (488+371)
- 827 – Michael Payton, Marshall, 1991 (331+496)
- 818 – Richie Williams, Appalachian St., 2004 (410+408)
- 815 – Richie Williams, Appalachian St., 2004 (405+410)
- 780 – Cedric Stevens, Chattanooga, 2004 (525+265)

3 games

- 1278 – David Rivers, Western Carolina, 2000 (474+410+394)
- 1223 – Richie Williams, Appalachian St., 2004 (405+410+408)
- 1213 – Chris Sanders, Chattanooga, 2000 (354+488+371)
- 1144 – Cedric Stevens, Chattanooga (515+265+364)

4 Games

- 1617 – Chris Sanders, Chattanooga, 2000 (404+354+488+371)
- 1508 – Richie Williams, Appalachian St., 2004 (405+410+408+285)
- 1476 – David Rivers, Western Carolina, 2000 (474+410+394+198)
- 1487 – Chris Sanders, Chattanooga, 1999 (380+374+201+532)
- 1367 – Cedric Stevens, Chattanooga (515+265+364+223)

5 Games

- 1925 – Chris Sanders, Chattanooga, 2000 (404+354+488+371+308)
- 1904 – David Rivers, Western Carolina, 2000 (474+410+394+198+428)
- 1886 – Chris Sanders, Chattanooga, 1999 (308+374+201+532+399)
- 1696 – Richie Williams, Appalachian St., 2004 (413+60+405+410+408)

MOST GAMES GAINING 200 YARDS OR MORE

Season

- 11 – Chris Sanders, Chattanooga, 2000 (NCAA Record)
- 11 – Chris Sanders, Chattanooga, 1999 (NCAA Record)
- 11 – Tony Petersen, Marshall, 1987 (NCAA Record)
- 9 – Richie Williams, Appalachian St., 2004
- 9 – Cedric Stevens, Chattanooga, 2004
- 9 – Greg Ryan, E. Tenn. St., 1995
- 8 – Ingle Martin, Furman, 2004
- 8 – Michael Payton, Marshall, 1992
- 8 – Steve Brown, Appalachian St., 1980

Career

- 29 – D.J. Campbell, Appalachian St., 1989-92
- 26 – Greg Ryan, E. Tenn. St., 1993-96
- 22 – Chris Sanders, Chattanooga, 1999-2000
- 21 – Randy Joyce, Appalachian St., 1981-84
- 20 – Michael Payton, Marshall, 1989-92
- 19 – Scott Satterfield, Appalachian St., 1994-95
- 17 – Steve Brown, Appalachian St., 1977-80
- 15 – Tony Petersen, Marshall, 1986-87

MOST CONSECUTIVE GAMES GAINING 200 YARDS OR MORE

Season

- 11 – Chris Sanders, Chattanooga, 2000 (NCAA Record)
- 11 – Chris Sanders, Chattanooga, 1999 (NCAA Record)
- 11 – Tony Petersen, Marshall, 1987 (NCAA Record)
- 7 – Cedric Stevens, Chattanooga, 2004
- 5 – Richie Williams, Appalachian St., 2004
- 5 – Vinnie Miroth, Chattanooga, 2003
- 5 – Billy Napier, Furman, 2002
- 4 – Jeff Klein, The Citadel, 2002
- 4 – Joey Gibson, VMI, 2002
- 4 – Bake Baker, Appalachian St., 1997
- 4 – Michael Payton, Marshall, 1992
- 4 – Michael Payton, Marshall, 1990
- 4 – Steve Brown, Appalachian St., 1980

Career

- 22 – Chris Sanders, Chattanooga, 1999-00

MOST GAMES GAINING 300 YARDS OR MORE

Season

- 6 – Richie Williams, Appalachian St., 2004
- 6 – Chris Sanders, Chattanooga, 2000
- 6 – Chris Sanders, Chattanooga, 1999
- 5 – David Rivers, Western Carolina, 2000
- 3 – Bake Baker, Appalachian St., 1997
- 3 – Michael Payton, Marshall, 1992
- 3 – Michael Payton, Marshall, 1991

Career

- 12 – Chris Sanders, Chattanooga, 1999-00
- 7 – Michael Payton, Marshall, 1989-92
- 7 – Tony Petersen, Marshall, 1986-87
- 6 – Richie Williams, Appalachian St., 2004
- 5 – David Rivers, Western Carolina, 2000
- 4 – Greg Ryan, E. Tenn. St., 1993-96
- 4 – Steve Brown, Appalachian St., 1977-80

MOST CONSECUTIVE GAMES GAINING 300 YARDS OR MORE

Season

- 5 – Chris Sanders, Chattanooga, 2000
- 3 – Richie Williams, Appalachian St., 2004
- 3 – David Rivers, Western Carolina, 2000
- 3 – Tony Petersen, Marshall, 1987

MOST GAMES GAINING 400 YARDS OR MORE

Season

- 4 – Richie Williams, Appalachian St., 2004
- 3 – David Rivers, Western Carolina, 2000
- 3 – Chris Sanders, Chattanooga, 2000
- 2 – Michael Payton, Marshall, 1992

Career

- 4 – Richie Williams, Appalachian St., 2004
- 4 – Chris Sanders, Chattanooga, 1999-00
- 3 – David Rivers, Western Carolina, 2000
- 3 – Michael Payton, Marshall, 1989-92

MOST CONSECUTIVE GAMES GAINING 400 OR MORE YARDS

- 3 – Richie Williams, Appalachian St., 2004
- 2 – David Rivers, Western Carolina, 2000
- 2 – Michael Payton, Marshall, 1992

MOST YARDS GAINED BY OPPOSING QUARTERBACKS

Game

- 925 – Cedric Stevens (515), Chattanooga & Richie Williams (410), Appalachian St., 2004
- 898 – Chris Sanders (488), Chattanooga & David Rivers (410), Western Carolina, 2000

MOST SEASONS THROWING FOR 3,000 OR MORE YARDS

Career

- 2 – Chris Sanders, Chattanooga (1999 & 2000)
- 1 – Richie Williams, Appalachian St., 2004
- 1 – Tony Petersen, Marshall, 1987

MOST PASSES HAD INTERCEPTED

Game

- 7 – Jeff Gilbert, Western Carolina vs. Southern Illinois, 1983*
- 6 – D.J. Campbell, Appalachian St. vs. Marshall, 1990
- 6 – Tim Couch, Chattanooga vs. Georgia Southern, 1985
- 6 – Tom Schultz, VMI vs. Navy, 1973
- 6 – Cleve Hightower, Furman vs. Wofford, 1969
- 6 – Murphy Sprinkel, VMI vs. Boston College, 1968
- 5 – John Casazza, East Carolina vs. Richmond, 1970
- 5 – Bill Bailey, East Carolina vs. Louisville, 1966
- 5 – Ronnie Smith, Richmond vs. Syracuse, 1963
- 5 – Duke Johnston, VMI vs. Davidson, 1957
- 5 – Bob Hardage, William & Mary vs. Army, 1956
- 5 – Jack Ruth, Davidson vs. Washington & Lee, 1952

Season

- 27 – Tom Schultze, VMI, 1973
- 25 – Tony Petersen, Marshall, 1987
- 22 – Scotty Shipp, Davidson, 1972
- 21 – Willie Perkins, Western Carolina, 1986
- 21 – Mike Posey, Western Carolina, 1979
- 20 – John Casazza, East Carolina, 1970
- 20 – Murphy Sprinkel, VMI, 1968
- 19 – Carl Fodor, Marshall, 1985
- 19 – Dave Harper, Davidson, 1973
- 19 – Cleve Hightower, Furman, 1969

Passing

Career

- 56 – Carl Fodor, Marshall, 1982-85
- 51 – Mike Pusey, Western Carolina, 1977-79
- 49 – Greg Ryan, E. Tenn. St., 1993-96
- 45 – Dave Brown, Appalachian St., 1986-88
- 43 – Lonnie Galloway, Western Carolina, 1990-93
- 43 – Tom Schultze, VMI, 1972-73
- 41 – Kenyon Earl, Chattanooga, 1991-94
- 37 – Todd Wells, E. Tenn. St., 1997-2000
- 36 – Tim Couch, Chattanooga, 1984-86
- 36 – Steve Brown, Appalachian St., 1978-80

LOWEST PERCENTAGE OF PASSES HAD INTERCEPTED

Season

- 0.0 – Kenny Robinson, Georgia Southern, 1997 (70 attempts)
- 0.0 – Mark Williams, E. Tenn. St., 1989 (71 attempts)

MOST CONSECUTIVE PASSES ATTEMPTED WITHOUT AN INTERCEPTION

Game

- 68 – Tony Peterson, Marshall vs. Western Carolina, Nov. 14, 1987 (NCAA Record)

Season

- 203 – Braniff Bonaventure, Furman, 1996

Career

- 215 – Braniff Bonaventure, Furman, 1995-96

MOST TOUCHDOWN PASSES

Quarter

- 3 – Richie Williams, Appalachian St. vs. Chattanooga, 2004
- 3 – Joe Burchette, Appalachian St. vs. Chattanooga, 2001
- 3 – Chris Sanders, Chattanooga vs. Miss. Valley St, 2000 (1st)

Half

- 5 – Chris Sanders, Chattanooga vs. Miss. Valley St, 2000 (1st)
- 4 – Richie Williams, Appalachian St. vs. Chattanooga, 2004 (2nd)
- 4 – Kenyon Earl, Chattanooga vs. Gardner Webb, 1993 (1st)
- 4 – Tony Petersen, Marshall vs. E. Kentucky, 1987 (1st)
- 4 – Tim Russell, The Citadel vs Furman, 1979 (2nd)

Game

- 6 – Justin Barnes, Chattanooga vs. Kentucky State, 2001
- 6 – Chris Sanders, Chattanooga vs. Mississippi Valley State, 2000
- 6 – Kenyon Earl, Chattanooga vs. Gardner-Webb, 1993
- 6 – Tim Russell, The Citadel vs. Furman, 1979
- 5 – Richie Williams, Appalachian St. vs. Northwestern St., 2004
- 5 – Cedric Stevens, Chattanooga vs. Appalachian St., 2004
- 5 – Greg Ryan, E. Tenn. St. vs. The Citadel, 1994
- 5 – Todd Donnan, Marshall vs. West Virginia Tech, 1994
- 5 – Michael Payton, Marshall vs. Appalachian St., 1992
- 5 – Hugh Swilling, Furman vs. VMI, 1991
- 5 – John Gregory, Marshall vs. Western Carolina, 1989
- 5 – Tony Petersen, Marshall vs. Eastern Kentucky, 1987
- 5 – Gordon Slade, Davidson vs. East Carolina, 1969
- 5 – Bobby Mitchell, VMI vs. Buffalo, 1961
- 5 – Auburn Lambeth, Davidson vs. Richmond, 1950

Season

- 28 – Todd Donnan, Marshall, 1994
- 27 – Chris Sanders, Chattanooga, 1999
- 26 – Michael Payton, Marshall, 1992
- 24 – Richie Williams, Appalachian St., 2004
- 24 – Eric Kresser, Marshall, 1996
- 24 – John Gregory, Marshall, 1989
- 22 – Ingle Martin, Furman, 2004
- 22 – Chris Sanders, Chattanooga, 2000
- 22 – Tony Petersen, Marshall, 1987
- 22 – Carl Fodor, Marshall, 1984
- 21 – Charlie Richards, Richmond, 1969
- 21 – Gordon Slade, Davidson, 1969
- 21 – Buster O'Brien, Richmond, 1968

Career

- 57 – Michael Payton, Marshall, 1989-92
- 56 – Greg Ryan, E. Tenn. St., 1993-96
- 49 – Chris Sanders, Chattanooga, 1999-2000
- 49 – John Gregory, Marshall, 1986-89
- 47 – Todd Donnan, Marshall, 1991-94
- 45 – Joe Burchette, Appalachian St., 1999-02
- 45 – Todd Wells, E. Tenn. St., 1997-00
- 43 – Mike Pusey, Western Carolina, 1977-79
- 42 – Kenyon Earl, Chattanooga, 1991-94
- 41 – Bobby Lamb, Furman, 1982-85
- 41 – Steve Brown, Appalachian St., 1978-80

MOST CONSECUTIVE GAMES THROWING A TOUCHDOWN PASS

Season

- 11 – Todd Donnan, Marshall, 1994
- 9 – Ryan McCann, Chattanooga, 2002
- 8 – Ingle Martin, Furman, 2004
- 8 – Joe Burchette, Appalachian St., 2001
- 8 – Michael Payton, Marshall, 1992
- 8 – Michael Payton, Marshall, 1991
- 8 – John Gregory, Marshall, 1988
- 7 – Joey Gibson, VMI, 2002
- 7 – David Rivers, Western Carolina, 2000
- 7 – Chris Sanders, Chattanooga, 1999
- 7 – John Gregory, Marshall, 1989
- 7 – Bobby Lamb, Furman, 1985
- 6 – Cedric Stevens, Chattanooga, 2004
- 6 – Chris Sanders, Chattanooga, 2000
- 6 – Lonnie Galloway, Western Carolina, 1992

Career

- 12 – Joe Burchette, Appalachian St. (last 8 of '01, first 4 of '02)
- 9 – Joey Gibson, VMI (last game of '01, first 7 of '02)

400-Yards Passing

- 532 – Chris Sanders, Chattanooga vs. Furman, 1999
- 515 – Cedric Stevens, Chattanooga vs. Appalachian St., 2004
- 496 – Michael Payton, Marshall vs. VMI, 1991
- 488 – Chris Sanders, Chattanooga vs. Western Carolina, 2000
- 481 – Tony Petersen, Marshall vs. Western Carolina, 1987
- 474 – David Rivers, Western Carolina vs. Wofford, 2000
- 449 – Eric Kresser, Marshall vs. Delaware, 1996
- 437 – Chris Sanders, Chattanooga vs. Furman, 2000
- 436 – Carl Fodor, Marshall vs. Furman, 1984
- 432 – Michael Payton, Marshall vs. Appalachian St., 1992
- 429 – Michael Payton, Marshall vs. Western Carolina, 1992
- 428 – David Rivers, Western Carolina vs. Tennessee Tech, 2000
- 428 – Kip Allen, The Citadel vs. Wofford, 1985
- 422 – David Brown, VMI vs. Appalachian St., 1986
- 413 – Richie Williams, Appalachian St. vs. Furman, 2004
- 410 – Richie Williams, Appalachian St. vs. Chattanooga, 2004
- 410 – David Rivers, Western Carolina vs. Chattanooga, 2000
- 408 – Richie Williams, Appalachian St. vs. Elon, 2004
- 408 – Steve Brown, Appalachian St. vs. E. Tenn. St., 1980
- 405 – Richie Williams, Appalachian St. vs. Wofford, 2004
- 405 – Mark Thompson, Davidson vs. Bucknell, 1970
- 404 – Chris Sanders, Chattanooga vs. Wofford, 2000
- 403 – John Gregory, Marshall vs. Eastern Kentucky, 1989

Receiving

MOST PASSES CAUGHT

Game

- 20 – Walker Gillette, Richmond vs. Ohio U, 1968#
- 18 – Alonzo Nix, Chattanooga vs. Wofford, 2003
- 17 – DaVon Fowlkes, Appalachian St. vs. Elon, 2004
- 17 – Mike Mikolayunas, Davidson vs. Richmond, 1969
- 16 – Richmond Flowers, Chattanooga vs. Western Carolina, 2000
- 16 – Jeff Johnson, E. Tenn. St. vs. VMI, 1994
- 16 – Walker Gillette, Richmond vs. Miss. State, 1969#
- 15 – DaVon Fowlkes, Appalachian St. vs. Wofford, 2004
- 15 – Alonzo Nix, Chattanooga vs. Gardner-Webb, 2003
- 14 – Eric Rasheed, Western Carolina vs. Chattanooga, 1984
- 14 – DaVon Fowlkes, Appalachian St. vs. Furman, 2004
- 14 – Cos DeMatteo, Chattanooga vs. Appalachian St., 1999
- 14 – Mike Barber, Marshall vs. Western Carolina, 1987
- 14 – Rick Beasley, Appalachian St. vs. Marshall, 1979
- 13 – Alonzo Nix, Chattanooga vs. Furman, 2003
- 13 – Cos DeMatteo, Chattanooga vs. Louisville, 1999
- 13 – Jeff Hubbard, VMI vs. Furman, 1995
- 13 – Randy Clarkson, Marshall vs. Ohio, 1985
- 13 – Rick Crosby, The Citadel vs. Colgate, 1972
- 13 – Byron Trotter, Furman vs. Wofford, 1969

indicates postseason bowl game

Season

- 103 – DaVon Fowlkes, Appalachian St., 2004
- 90 – Alonzo Nix, Chattanooga, 2003
- 87 – Mike Mikolayunas, Davidson, 1970
- 86 – Richmond Flowers, Chattanooga, 2000
- 81 – Gary Pomeroy, Davidson, 1974
- 78 – Mike Barber, Marshall, 1987
- 76 – Cos DeMatteo, Chattanooga, 1999
- 75 – Cos DeMatteo, Chattanooga, 2000
- 74 – Lamont Seward, Western Carolina, 2003
- 74 – Mark Stock, VMI, 1988
- 74 – Rick Beasley, Appalachian St., 1979
- 73 – Jeff Johnson, E. Tenn. St., 1994
- 73 – Wayne Tolleson, Western Carolina, 1977

Career

- 209 – Mike Barber, Marshall, 1985-88
- 201 – DaVon Fowlkes, Appalachian St., 2001-04
- 197 – Gerald Harp, Western Carolina, 1977-80
- 190 – Lamont Seward, Western Carolina, 2000-03
- 183 – Michael Banks, Western Carolina, 1999-02
- 178 – Rick Beasley, Appalachian St., 1978-80
- 175 – Mike Mikolayunas, Davidson, 1968-70
- 172 – Eric Rasheed, Western Carolina, 1981-84
- 170 – B.J. Adigun, E. Tenn. St., 1994-97
- 166 – Cos DeMatteo, Chattanooga, 1998-2001
- 165 – Mark Stock, VMI, 1985-88
- 163 – Steffon Hawkins, Chattanooga, 1996-99

MOST YARDS GAINED

Game

- 280 – DaVon Fowlkes, Appalachian St. vs. Elon, 2004
- 264 – Walker Gillette, Richmond vs. Mississippi State, 1969
- 263 – Mark Stock, VMI vs. E. Tenn. St., 1986
- 262 – Andre Motley, Marshall vs. Chattanooga, 1990
- 248 – Troy Brown, Marshall, vs. VMI, 1991
- 248 – Rick Lyon, Davidson vs. Bucknell, 1970
- 247 – Alonzo Nix, Chattanooga vs. Appalachian St., 2004
- 242 – Walker Gillette, Richmond vs. Ohio, 1968#
- 239 – Jeff Johnson, E. Tenn. St. vs. VMI, 1994
- 236 – DaVon Fowlkes, Appalachian St. vs. Chattanooga, 2004
- 235 – Jon Reed, Western Carolina vs. Appalachian St., 1989
- 232 – Craig Aiken, Western Carolina vs. The Citadel, 1992
- 231 – Rick Beasley, Appalachian St. vs. James Madison 1980
- 231 – Rick Beasley, Appalachian St. vs. Marshall, 1980

indicates postseason bowl game

Season

- 1618 – DaVon Fowlkes, Appalachian St., 2004
- 1389 – B.J. Adigun, E. Tenn. St., 1997
- 1237 – Mike Barber, Marshall, 1987
- 1237 – Brian Baima, The Citadel, 1971
- 1205 – Rick Beasley, Appalachian St., 1979
- 1180 – Mike Barber, Marshall, 1986
- 1161 – Mark Stock, VMI, 1988
- 1145 – Gerald Harp, Western Carolina, 1978
- 1128 – Mike Mikolayunas, Davidson, 1970
- 1123 – Mark Stock, VMI, 1986
- 1109 – Troy Brown, Marshall, 1992

Career

- 3520 – Mike Barber, Marshall, 1985-88
- 3123 – Rick Beasley, Appalachian St., 1978-80
- 3091 – Mark Stock, VMI, 1985-88
- 3025 – Gerald Harp, Western Carolina, 1977-80
- 2972 – Lamont Seward, Western Carolina, 2000-03
- 2965 – DaVon Fowlkes, Appalachian St., 2001-04
- 2823 – Michael Banks, Western Carolina, 1999-02
- 2778 – B.J. Adigun, E. Tenn. St., 1994-97
- 2654 – Craig Aiken, Western Carolina, 1991-94
- 2649 – Walker Gillette, Richmond, 1967-69
- 2608 – Kerry Hayes, Western Carolina, 1991-94
- 2560 – Eric Rasheed, Western Carolina, 1981-84

MOST YARDS PER RECEPTION

Game (min 3 receptions)

- 72.6 – Terry Gallaher, East Carolina vs. Appalachian St., 1975 (3-218)
- 53.3 – Isaac West, Furman vs. Elon, 2002 (3-160)
- 45.5 – Alonzo Upshur, Appalachian St. vs. E. Tenn. St., 1983 (4-142)
- 41.0 – Matt Beavin, Wofford vs. Furman, 2004 (3-123)
- 37.7 – Andrew Layton, Appalachian St. vs. Chattanooga, 2001 (3-113)
- 30.9 – Alonzo Nix, Chattanooga vs. Appalachian St. (8-247)
- 25.5 – Curtis Nash, Wofford vs. Western Carolina, 2003 (4-102)
- 23.9 – DaVon Fowlkes, Appalachian St. vs. Northwestern St, 2004 (8-191)
- 23.2 – Craig Aiken, Western Carolina vs. The Citadel, 1992 (10-232)

Season (min. 25 receptions)

- 28.1 – Joe Burke, Chattanooga, 1978 (30-844)
- 25.0 – Mark Stock, VMI, 1986 (45-1123)
- 24.1 – Teddy Craft, Georgia Southern, 2004 (20-482)
- 23.5 – Donald Lipscomb, Furman, 1991 (32-753)
- 23.2 – Chris Johnson, Georgia Southern, 2000 (29-673)
- 23.2 – Shoun Habersham, Chattanooga, 1991 (33-767)
- 23.1 – Alonzo Upshur, Appalachian St., 1983 (35-809)
- 22.4 – Kerry Hayes, Western Carolina, 1992 (40-896)
- 22.3 – Joe Burke, Chattanooga, 1979 (26-581)
- 21.9 – Donald Lipscomb, Furman, 1990 (34-743)
- 21.8 – Dan Lyle, VMI, 1992 (29-631)

Career (min 50 receptions)

- 22.8 – Joe Burke, Chattanooga, 1977-80
- 22.7 – Donald Lipscomb, Furman, 1988-91
- 19.6 – Paul Maguire, The Citadel, 1957-59
- 19.1 – Chris Johnson, Georgia Southern, 1997-2000
- 19.1 – Craig Aiken, Western Carolina, 1991-94
- 18.9 – Kerry Hayes, Western Carolina, 1991-94
- 18.8 – Corey Joyner, Georgia Southern, 1996-98
- 18.7 – Mark Stock, VMI, 1985-88
- 17.9 – Mike Mahoney, Richmond, 1973-74

MOST TOUCHDOWN PASSES CAUGHT

Quarter

- 3 – Isaac West, Furman vs. Elon, 2002 (1st quarter)
- 3 – Cos DeMatteo, Chattanooga vs. Miss. Valley State, 2000 (1st quarter)

Half

- 5 – Cos DeMatteo, Chattanooga vs. Miss. Valley State, 2000 (1st half)
- 3 – DaVon Fowlkes, Appalachian St. vs. Elon, 2004
- 3 – Isaac West, Furman vs. Elon, 2002 (1st quarter)
- 3 – Jon Reed, Western Carolina vs. Appalachian St., 1989
- 3 – Gerald Harp, Western Carolina vs. Wofford, 1979

Receiving

Game

- 6 – Cos DeMatteo, Chattanooga vs. Miss. Valley State, 2000 (NCAA Record)
- 4 – DaVon Fowlkes, Appalachian St. vs. Northwestern St., 2004
- 4 – Cecil Moore, E. Tenn. St. vs. Elon, 2002
- 4 – Randy Moss, Marshall vs. The Citadel, 1996
- 4 – Terrell Owens, Chattanooga vs. Marshall, 1994
- 4 – Robert Surratt, Marshall vs. Appalachian St., 1984
- 4 – Gerald Harp, Western Carolina vs. Wofford, 1979

Season

- 19 – Randy Moss, Marshall, 1996
- 14 – DaVon Fowlkes, Appalachian St., 2004
- 13 – Brian Baima, The Citadel, 1971
- 12 – B.J. Adigun, E. Tenn. St., 1997
- 12 – Rick Beasley, Appalachian St., 1979
- 11 – Cos DeMatteo, Chattanooga, 2000
- 11 – Cos DeMatteo, Chattanooga, 1999
- 11 – Jeff Johnson, E. Tenn. St., 1993
- 11 – Troy Brown, Marshall, 1992
- 11 – Chas Fox, Furman, 1985
- 11 – Gerald Harp, Western Carolina, 1978
- 11 – Walker Gillette, Richmond, 1969
- 11 – Mike Kelly, Davidson, 1968

Career

- 28 – Chas Fox, Furman, 1982-85
- 26 – B.J. Adigun, E. Tenn. St., 1994-97
- 26 – Gerald Harp, Western Carolina, 1977-80
- 25 – Joe Burke, Chattanooga, 1977-79
- 23 – Cos Dematteo, Chattanooga, 1998-2001
- 23 – Rick Beasley, Appalachian St., 1978-80
- 22 – DaVon Fowlkes, Appalachian St., 2001-04
- 22 – Walker Gillette, Richmond, 1967-69
- 20 – Mike Barber, Marshall, 1985-88
- 20 – Mark Stock, VMI, 1985-88
- 19 – Michael Banks, Western Carolina, 1999-02
- 19 – Cecil Moore, E. Tenn. St., 1999-02
- 19 – Randy Moss, Marshall, 1996
- 19 – Terrell Owens, Chattanooga, 1992-95

MOST TOUCHDOWN PASSES CAUGHT BY A FRESHMAN

Season

- 19 – Randy Moss, Marshall, 1996 (NCAA Record)

MOST GAMES CATCHING A TOUCHDOWN PASS

Season

- 11 – Randy Moss, Marshall, 1996
- 8 – DaVon Fowlkes, Appalachian St., 2004
- 8 – Jason Jones, Chattanooga, 2002
- 8 – B.J. Adigun, E. Tenn. St., 1997
- 8 – Rick Beasley, Appalachian St., 1979

MOST GAMES WITH 100 YARDS RECEIVING OR MORE

Season

- 7 – DaVon Fowlkes, Appalachian St., 2004
- 7 – B.J. Adigun, E. Tenn. St., 1997
- 6 – Alonzo Nix, Chattanooga, 2003
- 6 – Rick Beasley, Appalachian St., 1978
- 6 – Rick Beasley, Appalachian St., 1979
- 5 – Isaac West, Furman, 2004
- 5 – Richmond Flowers, Chattanooga, 2000
- 5 – Cos DeMatteo, Chattanooga, 2000
- 5 – Lamont Seward, Western Carolina, 2000
- 5 – Cos DeMatteo, Chattanooga, 1999
- 5 – Rick Beasley, Appalachian St., 1980

Career

- 17 – Mark Stock, VMI, 1985-88
- 17 – Rick Beasley, Appalachian St., 1978-80
- 10 – Isaac West, Furman, 2001-04
- 8 – DaVon Fowlkes, Appalachian St., 2004

MOST CONSECUTIVE GAMES WITH 100 YARDS RECEIVING OR MORE

- 3 – DaVon Fowlkes, Appalachian St., 2004
- 3 – Alonzo Nix, Chattanooga, 2003
- 3 – Lamont Seward, Western Carolina, 2000
- 3 – Gerald Harp, Western Carolina, 1980

MOST GAMES WITH 200 YARDS RECEIVING OR MORE

- Season**
- 3 – DaVon Fowlkes, Appalachian St., 2004 (*consecutive record*)
 - 2 – Rick Beasley, Appalachian St., 1980
- Career**
- 3 – Rick Beasley, Appalachian St., 1978-80

MOST SEASONS WITH 1000 YARDS RECEIVING OR MORE

- Career**
- 3 – Mike Barber, Marshall, 1986-88
 - 2 – Gerald Harp, Western Carolina, 1978-79
 - 2 – Mike Stock, VMI, 1986, '88

MOST YARDS RECEIVING BY TWO TEAMMATES

- Season**
- 2241 – Mike Barber and Sean Doctor, Marshall, 1987
 - 2001 – Michael Banks and Lamont Seward, Western Carolina, 2002
 - 1914 – DaVon Fowlkes and Alan Atwater, Appalachian St., 2004

Kick Scoring

MOST FIELD GOALS ATTEMPTED

- Game**
- 7 – Reed Haley, Georgia Southern vs. The Citadel, 1994
 - 6 – Sean Holland, Georgia Southern vs. Furman, 2003
 - 6 – Josh Jones, Western Carolina vs. Samford, 1999
 - 6 – Jay Millson, Appalachian St. vs. Furman, 1991 (made 4) (3OT)

- Season**
- 30 – Kirk Roach, Western Carolina, 1987
 - 28 – Kirk Roach, Western Carolina, 1986
 - 28 – Mike Wood, Furman, 1986
 - 26 – Matt Vick, Chattanooga, 2000
 - 26 – Dean Biasucci, Western Carolina, 1982
 - 25 – Rick McLester, East Carolina, 1972
 - 24 – Dewey Klein, Marshall, 1988
 - 24 – Bjorn Nittmo, Appalachian St., 1988
 - 23 – Mark Wright, Appalachian St., 2002
 - 23 – Jay Millson, Appalachian St., 1991
 - 23 – Bjorn Nittmo, Appalachian St., 1986
 - 23 – Kirk Roach, Western Carolina, 1984

- Career**
- 102 – Kirk Roach, Western Carolina, 1984-87 (made 71) (NCAA Record)
 - 83 – Craig Jones, VMI, 1976-79
 - 82 – Dean Biasucci, Western Carolina, 1980-83
 - 79 – Jay Sutton, Appalachian St., 1994-97
 - 74 – Bjorn Nittmo, Appalachian St., 1985-88
 - 69 – Jay Millson, Appalachian St., 1989-92
 - 68 – Mike Shoun, E. Tenn. St., 1987-90
 - 66 – Dewey Klein, Marshall, 1988-91
 - 65 – Greg Davis, The Citadel, 1983-86
 - 64 – Danny Marshall, Furman, 2000-03
 - 63 – Jim Richter, Furman, 1992-95

MOST FIELD GOALS MADE

- Half**
- 5 – Dean Biasucci, Western Carolina vs. Mars Hill, 1982 (NCAA Record)
- Game**
- 6 – Josh Jones, Western Carolina vs. Samford, 1999
 - 5 – Sean Holland, Georgia Southern vs. Furman, 2003
 - 5 – Reed Haley, Georgia Southern vs. The Citadel, 1994 (of 7)
 - 5 – Glenn Connally, Furman vs. E. Tenn. St., 1990
 - 5 – Mike Wood, Furman vs. Western Carolina, 1986
 - 5 – Dean Biasucci, Western Carolina vs. Mars Hill, 1982

Receiving/Kick Scoring

- 5 – Craig Jones, VMI vs. William & Mary, 1977
- 5 – Ken Juskowich, West Virginia vs. Pittsburgh, 1967
- 4 – by many

- Season**
- 24 – Kirk Roach, Western Carolina, 1986
 - 22 – Matt Vick, Chattanooga, 2000
 - 19 – Kirk Roach, Western Carolina, 1987
 - 18 – Dewey Klein, Marshall, 1988
 - 18 – Bjorn Nittmo, Appalachian St., 1988
 - 18 – Mike Wood, Furman, 1986
 - 17 – Bjorn Nittmo, Appalachian St., 1987
 - 17 – Bjorn Nittmo, Appalachian St., 1986
 - 17 – Dean Biasucci, Western Carolina, 1982
 - 16 – Danny Marshall, Furman, 2003
 - 16 – Jay Sutton, Appalachian St., 1995
 - 16 – Jim Richter, Furman, 1994
 - 16 – Dennis Waters, Chattanooga, 1988
 - 16 – Kirk Roach, Western Carolina, 1984

- Career**
- 71 – Kirk Roach, Western Carolina, 1984-87
 - 58 – Jay Sutton, Appalachian St., 1994-97
 - 55 – Bjorn Nittmo, Appalachian St., 1985-88
 - 55 – Craig Jones, VMI, 1976-79
 - 54 – Dean Biasucci, Western Carolina, 1980-83
 - 51 – Danny Marshall, Furman, 2000-03
 - 48 – Dewey Klein, Marshall, 1988-91
 - 45 – Mike Shoun, E. Tenn. St., 1987-90
 - 44 – Matt Vick, Chattanooga, 1997-2000
 - 43 – Jim Richter, Furman, 1992-95
 - 41 – Jay Millson, Appalachian St., 1989-92

MOST CONSECUTIVE FIELD GOALS MADE

- Season**
- 13 – Matt Vick, Chattanooga, 2000
 - 12 – Danny Marshall, Furman, 2001
 - 12 – Bjorn Nittmo, Appalachian St., 1988
 - 12 – Gary Davis, Appalachian St., 1975

MOST GAMES WITH A FIELD GOAL

- Season**
- 11 – Mike Wood, Furman, 1986
 - 10 – Danny Marshall, Furman, 2003
 - 10 – Dewey Klein, Marshall, 1988
 - 10 – Bjorn Nittmo, Appalachian St., 1988
 - 10 – Kirk Roach, Western Carolina, 1987
 - 10 – Bjorn Nittmo, Appalachian St., 1987
 - 10 – Kirk Roach, Western Carolina, 1986
 - 10 – Bjorn Nittmo, Appalachian St., 1986

HIGHEST PERCENTAGE OF FIELD GOALS MADE

- Season (min 15 atts)**
- .867 – Glen Connally, Furman, 1990 (13-15)
 - .867 – Jay Sutton, Appalachian St., 1996 (13-15)
 - .857 – Kirk Roach, Western Carolina, 1986
 - .846 – Matt Vick, Chattanooga, 2000
 - .842 – Jim Richter, Furman, 1994
 - .833 – Craig Jones, VMI, 1976 (15-18)
 - .824 – Andrew Burr, Furman, 1991
 - .824 – Mike Shoun, E. Tenn. St., 1987
 - .813 – Josh Jones, Western Carolina, 1999
 - .813 – Dennis Waters, Chattanooga, 1986
 - .800 – Danny Marshall, Furman, 2003
 - .800 – Danny Marshall, Furman, 2002
 - .800 – Jay Millson, Appalachian St., 1989
- (min 10 atts)**
- .909 – Dewey Klein, Marshall, 1989 (10-11)
 - .900 – Rodney Allen, Chattanooga, 1992 (9-10)
 - .857 – Darren Brown, Wofford, 2000 (12-14)
 - .857 – Chris Chambers, Georgia Southern, 1998 (12-14)
 - .857 – Eric Meng, Georgia Southern, 1997 (12-14)

Kick Scoring

MOST FIELD GOALS MADE, 50 YARDS OR MORE

Season

7 – Kirk Roach, Western Carolina, 1987 (of 12) (NCAA Record)

Career

11 – Kirk Roach, Western Carolina, 1984-87 (of 26) (NCAA Record)

MOST GAMES KICKING TWO OR MORE FIELD GOALS

Career

25 – Kirk Roach, Western Carolina, 1984-87 (NCAA Record)

LONGEST AVERAGE DISTANCE FIELD GOALS ATTEMPTED

Career

40.5 – Kirk Roach, Western Carolina, 1984-87 (102 atts)

MOST EXTRA POINTS ATTEMPTED BY KICKING

Game

11 – Ed Terry, Davidson vs. Furman, 1969

10 – Chris Chambers, Georgia Southern vs. Western Carolina, 1999

10 – Dewey Klein, Marshall vs. Morehead St, 1991

Season

73 – Chris Chambers, Georgia Southern, 1999

62 – Scott Shelton, Georgia Southern, 2002

60 – Jonathan Dudley, Georgia Southern, 2004

60 – Tim Openlander, Marshall, 1994

58 – Tim Openlander, Marshall, 1996

53 – Jason Wells, Furman, 1999

50 – Nick Robinson, Wofford, 2003

50 – Danny Marshall, Furman, 2001

50 – Dewey Klein, Marshall, 1991

49 – Keven Esva, Furman, 1983

48 – Justin Skinner, The Citadel, 1994

47 – Keven Esva, Furman, 1984

Career

168 – Danny Marshall, Furman, 2000-03

164 – Dewey Klein, Marshall, 1988-91

162 – Tim Openlander, Marshall, 1994-96

151 – Jason Wells, Furman, 1996-99

145 – Chris Chambers, Georgia Southern, 1996-99

141 – Mike Wood, Furman, 1986-89

141 – Keven Esva, Furman, 1983-85

136 – Scott Shelton, Georgia Southern, 1999-02

133 – Jerry Chambers, E. Tenn. St., 1995-98

117 – Matt Vick, Chattanooga, 1997-2000

111 – Phil Shirley, Western Carolina, 1991-94

111 – Tim Tanquay, Furman, 1980-82

MOST EXTRA POINTS MADE BY KICKING

Game

11 – Ed Terry, Davidson vs. Furman, 1969

10 – Chris Chambers, Georgia Southern vs. Western Carolina, 1999

10 – Dewey Klein, Marshall vs. Morehead State, 1991

9 – Chris Vought, Western Carolina vs. Liberty, 2001

9 – Matt Vick, Chattanooga vs. Mississippi Valley St., 2000

9 – Tim Openlander, Marshall vs. Morehead State, 1994

9 – Reed Haley, Georgia Southern vs. Glenville State, 1994

9 – David Merrick, Marshall vs. Eastern Illinois, 1992

9 – Dewey Klein, Marshall vs. E. Tenn. St., 1991

9 – Glen Connally, Furman vs. Presbyterian, 1990

9 – Kevin Gault, Marshall vs. Davidson, 1986

9 – Tim Tanguay, Furman vs. Davidson, 1982

9 – Keith Potter, Furman vs. Davidson, 1979

9 – Chuck Kinder, West Virginia vs. Pittsburgh, 1965

Season

70 – Chris Chambers, Georgia Southern, 1999

61 – Scott Shelton, Georgia Southern, 2002

58 – Tim Openlander, Marshall, 1996

57 – Chris Chambers, Georgia Southern, 1998

57 – Tim Openlander, Marshall, 1994

54 – Jonathan Dudley, Georgia Southern, 2004

53 – David Merrick, Marshall, 1992

50 – Dewey Klein, Marshall, 1991

49 – Jason Wells, Furman, 1999

48 – Scott Beckler, Furman, 2004

48 – Nick Robinson, Wofford, 2003

Career

164 – Dewey Klein, Marshall, 1988-91

159 – Danny Marshall, Furman, 2000-03

159 – Tim Openlander, Marshall, 1994-96

143 – Jason Wells, Furman, 1996-99

137 – Chris Chambers, Georgia Southern, 1996-99

135 – Keven Esva, Furman, 1983-85

134 – Mike Wood, Furman, 1986-89

129 – Scott Shelton, Georgia Southern, 1999-02

119 – Jerry Chapman, E. Tenn. St., 1995-98

110 – Matt Vick, Chattanooga, 1997-2000

105 – Tim Tanquay, Furman, 1980-82

MOST CONSECUTIVE EXTRA POINTS MADE

Season

58 – Tim Openlander, Marshall, 1996

46 – Nick Robinson, Wofford, 2003

43 – Chris Chambers, Georgia Southern, 1998

43 – Joe Zeman, Chattanooga, 1979

40 – Reed Haley, Georgia Southern, 1993

38 – Scott Shelton, Georgia Southern, 2002

34 – Jerry Chapman, E. Tenn. St., 1996

31 – Danny Marshall, Furman, 2003

31 – Matt Vick, Chattanooga, 2000

31 – Darren Brown, Wofford, 2000

31 – Jay Sutton, Appalachian St., 1995

Career

124 – Tim Openlander, Marshall, 1994-96

78 – Jay Millson, Appalachian St., 1989-92

52 – Kirk Roach, Western Carolina, 1984-87

49 – Matt Vick, Chattanooga, 1999-2000

46 – Danny Marshall, Furman, 2002-03

46 – Nick Robinson, Wofford, 2003

37 – Kirk Roach, Western Carolina, 1985-86

32 – Erik Rockhold, Appalachian St., 2001-03

HIGHEST PERCENTAGE OF EXTRA POINTS MADE

Season (min. 25 made)

100 – Tim Openlander, Marshall, 1995 (58) (NCAA Record)

100 – Reed Haley, Georgia Southern, 1993 (40)

100 – Danny Marshall, Furman, 2003 (31)

100 – Matt Vick, Chattanooga, 2000 (31)

100 – Greg Clark, Appalachian St., 1972 (30)

100 – Dean Biasucci, Western Carolina, 1981 (28)

100 – Mark French, Appalachian St., 1979 (28)

100 – Mark French, Appalachian St., 1981 (27)

MOST POINTS SCORED BY KICKING

Game

20 – Josh Jones, Western Carolina vs. Samford, 1999 (6 FG, 2 PAT)

19 – Dean Biasucci, Western Carolina vs. Mars Hill, 1982 (5 FG, 4 PAT)

17 – Sean Holland, Georgia Southern vs. Furman, 2003 (5 FG, 2 PAT)

17 – Glen Connally, Furman vs. E. Tenn. St., 1990 (5 FG, 2 PAT)

16 – Andrew Burr, Furman vs. VMI, 1991

Season

97 – Matt Vick, Chattanooga, 2000

96 – Kirk Roach, Western Carolina, 1986

94 – Scott Shelton, Georgia Southern, 2002

94 – Dewey Klein, Marshall, 1988

93 – Chris Chambers, Georgia Southern, 1998

91 – Tim Openlander, Marshall, 1996

90 – Mike Wood, Furman, 1986

89 – Tim Openlander, Marshall, 1995

88 – Chris Chambers, Georgia Southern, 1999

88 – Jay Sutton, Appalachian St., 1995

Career

312 – Danny Marshall, Furman, 2000-03
302 – Kirk Roach, Western Carolina, 1984-87 (71 FG, 89 PAT)
300 – Dewey Klein, Marshall, 1988-91
263 – Dean Biasucci, Western Carolina, 1980-83
255 – Tim Openlander, Marshall, 1994-96
250 – Bjorn Nittmo, Appalachian St., 1985-88
248 – Jason Wells, Furman, 1996-98
242 – Matt Vick, Chattanooga, 1997-2000
233 – Mike Shoun, E. Tenn. St., 1987-90
230 – Jerry Chapman, E. Tenn. St., 1995-98
221 – Mike Wood, Furman, 1986-89
221 – Craig Jones, VMI, 1976-79

Scoring

MOST POINTS SCORED

Game

36 – Cos DeMatteo, Chattanooga vs. Mississippi Valley State, 2000
30 – J.R. McNair, Wofford vs. Chattanooga, 2003
30 – Adrian Peterson, Georgia Southern vs. VMI, 2000
30 – Adrian Peterson, Georgia Southern vs. Youngstown State, 1999*
30 – Adrian Peterson, Georgia Southern vs. The Citadel, 1998
30 – Brad Hoover, Western Carolina vs. VMI, 1998
30 – John Settle, Appalachian St. vs. Davidson, 1986
30 – Robert Surratt, Marshall vs. Appalachian St., 1984
28 – Thomas Haskins, VMI vs. Liberty, 1995
28 – Bobby Jordan, VMI vs. Stetson, 1956
26 – Artis Edwards, Chattanooga vs. Appalachian St., 1982

Season

174 – Adrian Peterson, Georgia Southern, 1999 (NCAA Record)
162 – Chaz Williams, Georgia Southern, 2002
156 – Adrian Peterson, Georgia Southern, 1998
152 – Chaz Williams, Georgia Southern, 2004
120 – John Settle, Appalachian St., 1986
114 – Louis Ivory, Furman, 2001
114 – Randy Moss, Marshall, 1996
110 – Adrian Peterson, Georgia Southern, 2001
110 – Chris Parker, Marshall, 1994
108 – George Searcy, E. Tenn. St., 1989
108 – Darrell Lipford, Western Carolina, 1977

Career

524 – Adrian Peterson, Georgia Southern, 1998-2001
374 – Chaz Williams, Georgia Southern, 2001-04
334 – Thomas Haskins, VMI, 1993-96
318 – Louis Ivory, Furman, 1998-2001
312 – Danny Marshall, Furman, 2000-03
308 – Chris Parker, Marshall, 1992-95
302 – Kirk Roach, Western Carolina, 1984-87
300 – Dewey Klein, Marshall, 1988-91
294 – Greg Hill, Georgia Southern, 1996-99
292 – Jack Douglas, The Citadel, 1989-92
270 – Carl Tremble, Furman, 1989-92
263 – Dean Biasucci, Western Carolina, 1980-83

MOST TOUCHDOWNS SCORED

Game

6 – Cos DeMatteo, Chattanooga vs. Mississippi Valley State, 2000
6 – Adrian Peterson, Georgia Southern vs. Youngstown State, 1999*
5 – J.R. McNair, Wofford vs. Chattanooga, 2003
5 – Adrian Peterson, Georgia Southern vs. VMI, 2000
5 – Adrian Peterson, Georgia Southern vs. The Citadel, 1998
5 – Brad Hoover, Western Carolina vs. VMI, 1998
5 – John Settle, Appalachian St. vs. Davidson, 1986
5 – Robert Surratt, Marshall vs. Appalachian St., 1984

Season

29 – Adrian Peterson, Georgia Southern, 1998 (NCAA Record)
27 – Chaz Williams, Georgia Southern, 2002
26 – Adrian Peterson, Georgia Southern, 1999
25 – Chaz Williams, Georgia Southern, 2004

Kick Scoring/Punting

20 – John Settle, Appalachian St., 1986
19 – Louis Ivory, Furman, 2001
19 – Randy Moss, Marshall, 1996
18 – Adrian Peterson, Georgia Southern, 2001
18 – Chris Parker, Marshall, 1994
18 – George Searcy, E. Tenn. St., 1989
18 – Darrell Lipford, Western Carolina, 1977
17 – Damon Scott, Appalachian St., 1996
17 – Thomas Haskins, VMI, 1995
17 – Chris Parker, Marshall, 1993
17 – Carlester Crumpler, East Carolina, 1972

Career

87 – Adrian Peterson, Georgia Southern, 1998-2001
62 – Chaz Williams, Georgia Southern, 2001-04
53 – Louis Ivory, Furman, 1998-2001
51 – Chris Parker, Marshall, 1992-95
50 – Thomas Haskins, VMI, 1993-96
49 – Greg Hill, Georgia Southern, 1996-99
48 – Jack Douglas, The Citadel, 1989-92
45 – Carl Tremble, Furman, 1989-92
44 – John Settle, Appalachian St., 1983-86
43 – Brandon Walker, E. Tenn. St., 1996-99
43 – John Settle, Appalachian St., 1983-86
43 – Robbie Gardner, Furman, 1982-85
43 – Stanford Jennings, Furman, 1980-83

MOST TOUCHDOWNS SCORED BY A FRESHMAN

Season

29 – Adrian Peterson, Georgia Southern, 1998 (NCAA)

MOST SUCCESSFUL TWO-POINT ATTEMPTS

Game

3 – John Deleo, Furman vs. Guilford, 1970
2 – Thomas Haskins, VMI vs. Liberty, 1995
2 – Tony Scales, VMI vs. William & Mary, 1990
2 – John Hince, VMI vs. Davidson, 1967
2 – Don Kern, VMI vs. The Citadel, 1959
2 – Dick Longfellow, West Virginia vs. Pittsburgh, 1958

MOST SUCCESSFUL TWO-POINT PASSES

Game

3 – Howard Dyer, VMI vs. Virginia, 1960
3 – Dick Longfellow, West Virginia vs. Boston U., 1958

MOST SUCCESSFUL DEFENSIVE TWO-POINT CONVERSIONS

Game

2 – VMI vs. Davidson, 2002

Punting

MOST PUNTS

Game

13 – Mark Royals, Appalachian St. vs. The Citadel, 1985 (512 yds)
13 – Mike Bartik, Furman vs. East Carolina, 1972
13 – Jim Bailey, VMI vs. West Virginia, 1969
12 – Nate McKinney, Appalachian St. vs. Hawaii, 2003
12 – Greg Davis, The Citadel vs. Clemson, 1986
12 – Jim Jordan, Furman vs. The Citadel, 1966

Season

101 – Jim Bailey, VMI, 1969
93 – Jim Bailey, VMI, 1970
86 – Anthony Turowski, Elon, 2003
86 – Chuck Marks, VMI, 1968
85 – Mark Royals, Appalachian St., 1984
84 – Jimmy Jordan, Furman, 1968
84 – Billy Wightman, East Carolina, 1968
82 – Kenny Pauley, Western Carolina, 1990
82 – Jim Bailey, VMI, 1971
80 – Billy Smith, Chattanooga, 1985

- 79 – Billy Smith, Chattanooga, 1988
78 – Mike Bragg, Richmond, 1967

Career

- 297 – Billy Smith, Chattanooga, 1985-88
276 – Jim Bailey, VMI, 1969-71
272 – Brent Barth, VMI, 1999-02
265 – Aaron Bass, E. Tenn. St., 2000-03
263 – Greg Davis, The Citadel, 1983-86
260 – Harold Alexander, Appalachian St., 1989-92
235 – Ken Caldwell, The Citadel, 1975-78
232 – Nate McKinney, Appalachian St., 2000-03
230 – Mark Royals, Appalachian St., 1983-85
220 – Steve Kornegay, Western Carolina, 1982-85
215 – Joe Parker, Appalachian St., 1973-76
213 – Brian Southard, VMI, 1989-92

MOST PUNT YARDS

Game

- 616 – Greg Davis, The Citadel vs. Clemson, 1986
528 – Nate McKinney, Appalachian St. vs. Hawaii, 2003
512 – Mark Royals, Appalachian St. vs. The Citadel, 1985
492 – Billy Smith, Chattanooga vs. E. Tenn. St., 1985
489 – Eric Smith, Georgia Southern vs. Miami (Fla), 1994
488 – Billy Smith, Chattanooga vs. Marshall, 1988
480 – Billy Smith, Chattanooga vs. Georgia Tech, 1988
472 – Jim Bailey, VMI vs. West Virginia, 1969
464 – Travis Grubb, Chattanooga vs. Georgia Southern, 2001
464 – Greg Cater, Chattanooga vs. Louisiana Tech, 1979
459 – Mike Bartik, Furman vs. East Carolina, 1972

Season

- 3529 – Mark Royals, Appalachian St., 1984
3504 – Jim Bailey, VMI, 1969
3441 – Jim Bailey, VMI, 1970
3368 – Jimmy Jordan, Furman, 1968
3306 – Aaron Bass, E. Tenn. St., 2002
3294 – Nate McKinney, Appalachian St., 2003
3287 – Anthony Turowski, Elon, 2003
3273 – Billy Smith, Chattanooga, 1988
3264 – Billy Smith, Chattanooga, 1985
3250 – Chuck Marks, VMI, 1968
3229 – Mike Bragg, Richmond, 1967
3198 – Jim Bailey, VMI, 1971

Career

- 11,906 – Billy Smith, Chattanooga, 1985-88
11,438 – Brent Barth, VMI, 1999-02
11,100 – Harold Alexander, Appalachian St., 1989-92
11,076 – Greg Davis, The Citadel, 1983-86
11,002 – Aaron Bass, E. Tenn. St., 2000-03
10,143 – Jim Bailey, VMI, 1969-71
9,896 – Nate McKinney, Appalachian St., 2000-03
9,871 – Aaron Bass, E. Tenn. St., 1999-02
9,670 – Mark Royals, Appalachian St., 1983-85
9,570 – Ken Caldwell, The Citadel, 1975-78
9,387 – Travis Zobel, The Citadel, 2000-03
9,332 – Joe Parker, Appalachian St., 1973-76
8,985 – Steve Kornegay, Western Carolina, 1982-85

HIGHEST AVERAGE PER PUNT

Game (min 5 punts)

- 55.7 – Harold Alexander, Appalachian St. vs. The Citadel, 1992 (6 punts)
(NCAA Record-min. 5-9 punts)
55.5 – Harold Alexander, Appalachian St. vs. Marshall, 1991 (8-444)
54.6 – Nathan McKinney, Appalachian St. vs. Furman, 2002 (5-273)
54.3 – Pumpu Tudors, Chattanooga vs. Appalachian St., 1980 (8-434)
53.0 – Bobby Goodwin, E. Tenn. St. vs. E. Kentucky, 1983 (6-318)
51.8 – John Howell, Chattanooga vs. Vanderbilt, 1982 (5-259)
51.6 – Pumpu Tudors, Chattanooga vs. Marshall, 1990 (6-310)
51.6 – George Cimadevilla, E. Tenn. St. vs. Marshall, 1985 (7-361)
51.3 – Greg Davis, The Citadel vs. Clemson, 1986 (12-616)
50.8 – Steve Kornegay, Western Carolina vs. Appalachian St., 1984 (6-305)
50.8 – Mike Bragg, Richmond vs. Furman, 1967 (6-305)

Punting/Punt Returns

Season (min 30 punts)

- 47.4 – Brent Barth, VMI, 1999-02
47.0 – Harold Alexander, Appalachian St., 1991
45.8 – Chris Hanson, Marshall, 1996
45.5 – Pumpu Tudors, Chattanooga, 1991
44.6 – Pumpu Tudors, Chattanooga, 1990
44.6 – Greg Davis, The Citadel, 1986
44.6 – Pat Velarde, Marshall, 1983
44.5 – Nate McKinney, Appalachian St., 2003
44.5 – Ken Hinsley, Western Carolina, 1998
44.5 – Harold Alexander, Appalachian St., 1992
44.3 – Joe Parker, Appalachian St., 1974

Career (min 100 punts)

- 44.4 – Pumpu Tudors, Chattanooga, 1989-91
43.4 – Pat Velarde, Marshall, 1982-83
43.4 – Joe Parker, Appalachian St., 1973-76
42.8 – Ken Hinsley, Western Carolina, 1995-98
42.7 – Nate McKinney, Appalachian St. 2000-03
42.7 – Harold Alexander, Appalachian St., 1989-92
42.1 – Brent Barth, VMI, 1999-02
42.1 – Greg Davis, The Citadel, 1983-86
42.1 – Greg Cater, Chattanooga, 1977-79
42.0 – Mark Royals, Appalachian St., 1983-85
41.9 – Mike Bragg, Richmond, 1965-67

MOST PUNTS OVER 50 YARDS

Game

- 7 – Harold Alexander, Appalachian St. vs. Marshall, 1991

MOST PUNTS DOWNED INSIDE OPPONENT'S 20-YARD LINE

Game

- 8 – Harold Alexander, Appalachian St. vs. Wake Forest, 1989

Punt Returns

MOST PUNT RETURNS

Game

- 10 – Tim Dameron, East Carolina vs. Furman, 1972
9 – Dexter Dawson, Georgia Southern vs. VMI, 1993
9 – Dexter Dawson, Georgia Southern vs. VMI, 1993
9 – Ricardo Clark, Marshall vs. Chattanooga, 1988
9 – Gary Parris, Chattanooga vs. Middle Tennessee State, 1979
9 – Devon Ford, Appalachian St. vs. Davidson, 1974
8 – Jermaine Anderson, The Citadel vs. VMI, 2001
8 – Keyandre Fenn, E. Tenn. St. vs. VMI, 2000
8 – Teray Frost, VMI vs. Charleston Southern, 2000
8 – Jeff Dean, Western Carolina vs. Marshall, 1979
8 – Jeff Isaac, The Citadel vs. Furman, 1966
8 – Ed Mioduszewski, William & Mary vs. North Carolina, 1950

Season

- 44 – Ant Williams, Georgia Southern, 2002
41 – Ricardo Clark, Marshall, 1990
40 – Chas Fox, Furman, 1983
36 – DaVon Fowlkes, Appalachian St., 2002
35 – David McCrary, Chattanooga, 1983
35 – Jerry Haynes, Richmond, 1970
33 – DaVon Fowlkes, Appalachian St., 2001
33 – Lamont Williams, Wofford, 1997
33 – Anthony Stringfield, E. Tenn. St., 1997
33 – Ken Byrd, Appalachian St., 1997
33 – Tim Martin, Marshall, 1995

Career

- 118 – Ant Williams, Georgia Southern, 1999-02
118 – David McCrary, Chattanooga, 1982-85
116 – DaVon Fowlkes, Appalachian St., 2001-04
115 – Tim Martin, Marshall, 1993-96
107 – Chas Fox, Furman, 1982-85
105 – Ricardo Clark, Marshall, 1988-91
93 – Zach Smerdzinski, Furman, 1997-00

- 91 – Anthony Stringfield, E. Tenn. St., 1994-97
- 74 – Anthony Williams, Georgia Southern, 1999-02
- 73 – Dexter Dawson, Georgia Southern, 1992-95
- 73 – Anthony Smith, Appalachian St., 1989-92
- 73 – Rodney Landreth, E. Tenn. St., 1986-88

MOST YARDS ON PUNT RETURNS

Game

- 177 – Carlos Frank, The Citadel vs. Newberry, 1997
- 172 – Devon Ford, Appalachian St. vs. East Carolina, 1974 (4)
- 169 – Ronnie Moore, VMI vs. Davidson, 1974
- 156 – Jeff Varnadoe, The Citadel vs. Bucknell, 1971
- 155 – Tera Frost, VMI vs. Charleston Southern, 2000
- 143 – Anthony Williams, Georgia Southern vs. Chattanooga, 2001
- 142 – David McCrary, Chattanooga vs. Marshall, 1983
- 133 – Ed Elliott, Richmond vs. Randolph-Macon, 1953
- 131 – Jermaine Anderson, The Citadel vs. VMI, 2001
- 130 – Dexter Dawson, Georgia Southern vs. VMI, 1993

Season

- 478 – DaVon Fowlkes, Appalachian St., 2002
- 474 – Ant Williams, Georgia Southern, 2002
- 393 – Tim Martin, Marshall, 1995
- 385 – David McCrary, Chattanooga, 1983
- 366 – Dexter Dawson, Georgia Southern, 1993
- 366 – Ricardo Clark, Marshall, 1990
- 354 – Troy Brown, Marshall, 1991
- 352 – Ken Byrd, Appalachian St., 1997
- 342 – Zach Smerdzinski, Furman, 1998
- 332 – Anthony Stringfield, E. Tenn. St., 1997

Career

- 1,276 – DaVon Fowlkes, Appalachian St., 2001-04
- 1,253 – David McCrary, Chattanooga, 1982-85
- 1,126 – Ant Williams, Georgia Southern, 1999-02
- 1,066 – Tim Martin, Marshall, 1993-96
- 1,034 – Zach Smerdzinski, Furman, 1997-00
- 975 – Kerry Hayes, Western Carolina, 1991-94
- 864 – Dexter Dawson, Georgia Southern, 1992-95
- 848 – Stefpon Hawkins, Chattanooga, 1996-99
- 832 – Chas Fox, Furman, 1982-85
- 786 – Ricardo Clark, Marshall, 1988-91

HIGHEST AVERAGE GAIN PER RETURN

Game (min. 3 returns)

- 43.0 – Devon Ford, Appalachian St. vs. East Carolina, 1974 (4-172)
- 36.3 – Kerry Hayes, Western Carolina vs. E. Tenn. St., 1992
- 29.7 – Jimmy Watkins, Appalachian St. vs. Liberty, 2001 (3-89)
- 27.0 – Ant Williams, Georgia Southern vs. VMI, 2002 (4-108)
- 27.0 – Lewis Barr, Georgia Southern vs. Chattanooga, 2003 (3-81)

Season

- 24.9 – Kerry Hayes, Western Carolina, 1994
- 19.1 – Stefpon Hawkins, Chattanooga, 1996
- 15.9 – Dexter Dawson, Georgia Southern, 1995
- 14.9 – Bear Rinehart, Furman, 2002
- 14.9 – Corey Joyner, Georgia Southern, 1998
- 14.8 – Troy Brown, Marshall, 1991
- 14.5 – Kemal Atkins, Appalachian St., 1990
- 14.4 – Kerry Hayes, Western Carolina, 1992
- 14.3 – Zach Smerdzinski, Furman, 1998
- 14.0 – Keyandre Fenn, E. Tenn. St., 1999
- 14.0 – Tony Young, Wofford, 1997
- 14.0 – Andre Worrell, Furman, 1992

Career (min 25 returns)

- 18.9 – George Hannen, Davidson, 1967-69
- 16.9 – David Ames, Richmond, 1955-57, '59
- 13.9 – Kerry Hayes, Western Carolina, 1991-94
- 13.5 – Stefpon Hawkins, Chattanooga, 1996-99
- 11.8 – Dexter Dawson, Georgia Southern, 1992-95
- 11.1 – Zach Smerdzinski, Furman, 1997-00
- 11.1 – Keyandre Fenn, E. Tenn. St., 1997-00
- 11.0 – DaVon Fowlkes, Appalachian St., 2001-04
- 10.6 – David McCrary, Chattanooga, 1982-85
- 10.5 – Teddy Craft, Georgia Southern, 2004-SA**

Punt Returns/Kickoff Returns

- 10.4 – Lewis Barr, Georgia Southern, 2002-SA**
- 10.4 – Carlos Frank, The Citadel, 1996-99

MOST RETURNS FOR TOUCHDOWN

Game

- 2 – Carlos Frank, The Citadel vs. Newberry, 1997 (53, 80)

Season

- 3 – Carlos Frank, The Citadel, 1997
- 2 – Andre Worrell, Furman, 1992

Career

- 4 – Carlos Frank, The Citadel, 1996-99
- 4 – Tim Martin, Marshall, 1993-96
- 2 – Ant Williams, Georgia Southern, 1999-02
- 2 – Kerry Hayes, Western Carolina, 1991-94
- 2 – Andre Worrell, Furman, 1991-93
- 2 – Anthony Smith, Appalachian St., 1989-92
- 2 – Ricardo Clark, Marshall, 1988-91
- 2 – David McCrary, Chattanooga, 1982-85

Kickoff Returns

MOST KICKOFF RETURNS

Game

- 8 – Carlos Frank, The Citadel vs. Vanderbilt, 1999
- 8 – Carlos Frank, The Citadel vs. Miami, 1996
- 8 – Tobe Taylor, Chattanooga vs. Marshall, 1994
- 8 – Scott Dykes, E. Tenn. St. vs. Marshall, 1991
- 8 – Rusty Scales, East Carolina vs. Bowling Green, 1971
- 7 – Dexter Jackson, Appalachian St. vs. Chattanooga, 2004
- 7 – Tyrone Baisden, Chattanooga vs. E. Tenn. St., 2003
- 7 – Brian Bratton, Furman vs. Villanova, 2002
- 7 – Jawan Clark, Western Carolina vs. LSU, 2000
- 7 – Anthony Stringfield, E. Tenn. St. vs. Appalachian St., 1995
- 7 – Billy Whitley, Furman vs. Marshall, 1992
- 7 – Michael Griffin, E. Tenn. St. vs. Furman, 1992
- 7 – Earl Bates, Western Carolina vs. Marshall, 1987
- 7 – Otis Washington, Western Carolina vs. Chattanooga, 1986
- 7 – Charles Fowler, Appalachian St. vs. Furman, 1978 (146)
- 7 – Greg Kilday, Appalachian St. vs. Chattanooga, 1978 (78)

Season

- 48 – Otis Washington, Western Carolina, 1988
- 46 – Michael Gilmore, Chattanooga, 2004
- 41 – Jawan Clark, Western Carolina, 2000
- 40 – Earl Bates, Western Carolina, 1987
- 36 – Brian Bratton, Furman, 2002
- 33 – Jerry Ellison, Chattanooga, 1992
- 32 – Kevin Solomon, VMI, 2002
- 32 – Carlos Frank, The Citadel, 1999
- 32 – Mike Cate, Davidson, 1983
- 31 – Jeremy Grier, Chattanooga, 2003
- 31 – Jeremy Grier, Chattanooga, 2002
- 31 – Carlos Frank, The Citadel, 1996
- 31 – Tobe Taylor, Chattanooga, 1994

Career

- 108 – Carlos Frank, The Citadel, 1996-99
- 89 – Brian Bratton, Furman, 2001-04
- 89 – Dale Middleton, E. Tenn. St., 1986-89
- 82 – Darryl Streeter, Chattanooga, 1984-88
- 78 – Tracy Biggs, Western Carolina, 1996-2000
- 73 – Thomas Haskins, VMI, 1993-96
- 73 – Kerry Hayes, Western Carolina, 1991-94
- 71 – Shoun Habersham, Chattanooga, 1989-91
- 70 – Eric Rasheed, Western Carolina, 1981-84
- 69 – Jerry Ellison, Chattanooga, 1991-3
- 66 – Jerry Butler, E. Tenn. St., 1981-85

MOST YARDS ON KICKOFF RETURNS

Game

222 – Kerry Hayes, Western Carolina vs. VMI, 1992
 212 – Michael Gilmore, Chattanooga vs. Appalachian St., 2004
 207 – Titus Green, VMI vs. Furman, 2001
 198 – Otis Washington, Western Carolina vs. Marshall, 1988
 194 – Ray Crisp, Marshall vs. Western Carolina, 1977
 183 – Kevin Solomon, VMI vs. Samford, 2001
 178 – Jerry Ellison, Chattanooga vs. E. Tenn. St., 1991
 177 – Richard Holland, VMI vs. Wofford, 2000
 171 – Tobe Taylor, Chattanooga vs. Marshall, 1994
 170 – Xavier Goddard, E. Tenn. St. vs. Appalachian St., 2002
 168 – Darryl Streeter, Chattanooga vs. Georgia Southern, 1986

Season

1113 – Otis Washington, Western Carolina, 1988
 1009 – Michael Gilmore, Chattanooga, 2004
 870 – Earl Bates, Western Carolina, 1987
 816 – Jawan Clark, Western Carolina, 2000
 770 – Carlos Frank, The Citadel, 1996
 755 – Jerry Ellison, Chattanooga, 1992
 750 – Kevin Solomon, VMI, 2002
 734 – Ronnie Horton, E. Tenn. St., 1980
 705 – Brian Bratton, Furman, 2002
 682 – Jeremy Grier, Chattanooga, 2002
 651 – Carlos Frank, The Citadel, 1998

Career

2,535 – Carlos Frank, The Citadel, 1996-99 (108 rets) (NCAA Record)
 2,058 – Kerry Hayes, Western Carolina, 1991-94
 2,053 – Brian Bratton, Furman, 2001-04
 1,804 – Dale Middleton, E. Tenn. St., 1986-89
 1,670 – Darryl Streeter, Chattanooga, 1984-88
 1,661 – Thomas Haskins, VMI, 1993-96
 1,648 – Tracy Biggs, Western Carolina, 1996-2000
 1,613 – Josh Cole, Furman, 1993-96
 1,522 – Eric Rasheed, Western Carolina, 1981-84
 1,494 – Jerry Ellison, Chattanooga, 1991-93
 1,479 – Shoun Habersham, Chattanooga, 1989-91

HIGHEST AVERAGE GAIN PER RETURN

Game (min 4 returns)

55.5 – Kerry Hayes, Western Carolina vs. VMI, 1992 (4-222)
 34.5 – Titus Green, VMI vs. Furman, 2001 (6-207)
 31.5 – Titus Green, VMI vs. Georgia Southern, 2001
 31.5 – Derek Jenkins, Appalachian St. vs. Furman, 1981 (4-126)

Season (min 10 returns)

39.0 – Troy Brown, Marshall, 1991
 37.2 – Brian Bratton, Furman, 2001
 36.8 – Des Kitchings, Furman, 1999
 36.5 – Kerry Hayes, Western Carolina, 1993
 34.6 – Randy Moss, Marshall, 1996
 33.1 – Richard Holland, VMI, 2000
 32.1 – Josh Cole, Furman, 1995
 30.9 – Thomas Haskins, VMI, 1994
 29.9 – Lewis Barr, Georgia Southern, 2003
 29.6 – Kerry Hayes, Western Carolina, 1994
 29.3 – Jimmy Watkins, Appalachian St., 2000
 28.3 – Jerry Ellison, Chattanooga, 1991

Career (min 25 returns)

29.7 – Troy Brown, Marshall, 1991-92
 29.3 – Des Kitchings, Furman, 1996-99
 28.2 – Kerry Hayes, Western Carolina, 1991-94
 27.3 – Richard Holland, VMI, 1997-2000
 26.9 – Josh Cole, Furman, 1993-96
 24.7 – Jermane Little, Appalachian St., 2001-03
 24.5 – Earl Stoudt, Richmond, 1958-61
 24.4 – Titus Green, VMI, 2001
 24.2 – Danny Abercrombie, Marshall, 1982-85

MOST TOUCHDOWNS SCORED ON KICKOFF RETURNS

Game

2 – Kerry Hayes, Western Carolina vs. VMI, 1992

Kickoff Returns

Season

3 – Brian Bratton, Furman, 2001
 3 – Des Kitchings, Furman, 1999
 3 – Kerry Hayes, Western Carolina, 1993
 3 – Troy Brown, Marshall, 1991
 2 – Jimmy Watkins, Appalachian St., 2000
 2 – Jerry Ellison, Chattanooga, 1992
 2 – Kerry Hayes, Western Carolina, 1992
 2 – Albert Burt, E. Tenn. St., 1988
 2 – Ronnie Horton, E. Tenn. St., 1980

Career

5 – Kerry Hayes, Western Carolina, 1991-94 (NCAA Record)
 4 – Des Kitchings, Furman, 1996-99
 3 – Brian Bratton, Furman, 2001-04
 3 – Troy Brown, Marshall, 1991-92
 3 – Jerry Ellison, Chattanooga, 1991-93
 2 – Albert Burt, E. Tenn. St., 1988-90

All-Purpose Yards

MOST PLAYS

Game

54 – Ron Darby, Marshall vs. Western Carolina, 1988 (47 R, 4 rec, 3 kor)
 (NCAA Record)
 46 – John Settle, Appalachian St. vs. Marshall, 1986 (322 yds)

Season

356 – Brad Hoover, Western Carolina, 1998
 340 – Carlester Crumpler, East Carolina, 1972
 319 – Damon Scott, Appalachian St., 1996
 317 – Thomas Haskins, VMI, 1996
 317 – John Settle, Appalachian St., 1986
 313 – George Searcy, E. Tenn. St., 1989
 309 – Floyd Allen, VMI, 1979
 291 – Floyd Allen, VMI, 1980
 291 – Stump Mitchell, The Citadel, 1980
 290 – Louis Ivory, Furman, 2000

Career

1,016 – Adrian Peterson, Georgia Southern, 1998-2001
 1,013 – Thomas Haskins, VMI, 1993-96
 958 – John Settle, Appalachian St., 1983-86
 913 – Floyd Allen, VMI, 1978-81
 857 – Louis Ivory, Furman, 1998-2001
 834 – Ron Darby, Marshall, 1986-89
 825 – Chris Parker, Marshall, 1991-95
 823 – Jack Douglas, The Citadel, 1989-92
 788 – Damon Scott, Appalachian St., 1993-96
 785 – Brad Hoover, Western Carolina, 1996-99
 756 – Stump Mitchell, The Citadel, 1977-80

MOST YARDS GAINED

Game

343 – DaVon Fowlkes, App. St. vs. N'western St. 2004 (191 rec, 102 kor, 50 pr)
 342 – DaVon Fowlkes, App. St. vs. Elon, 2004 (280 rec, 32 kor, 50 pr)
 332 – Troy Brown, Marshall vs. VMI, 1991 (43 kor 44 PR, 248 rec)
 329 – Ron Darby, Marshall vs. Western Carolina (262 ru, 39 rec, 28 kor)
 328 – Charles McNeill, Chattanooga vs. Kentucky, St., 2001 (235 ru, 93 rec)
 328 – Thomas Haskins, VMI vs. Richmond, 1994
 326 – Thomas Haskins, VMI vs. The Citadel, 1994
 325 – Thomas Haskins, VMI vs. The Citadel, 1996
 322 – John Settle, Appalachian St. vs. Marshall, 1986
 309 – Thomas Haskins, VMI vs. Chattanooga, 1995
 307 – Jerry Ellison, Chattanooga vs. Boise State, 1992
 303 – Thomas Haskins, VMI vs. Liberty, 1995
 301 – Louis Ivory, Furman vs. Georgia Southern, 2000

Season

- 2313 – DaVon Fowlkes, Appalachian St., 2004
- 2134 – Thomas Haskins, VMI, 1995
- 2093 – Louis Ivory, Furman, 2000
- 2092 – Thomas Haskins, VMI, 1996
- 2086 – Otis Washington, Western Carolina, 1988
- 2023 – Thomas Haskins, VMI, 1994
- 2011 – Mark Stock, VMI, 1988
- 1970 – Adrian Peterson, Georgia Southern, 1999
- 1965 – Adrian Peterson, Georgia Southern, 1998
- 1900 – Brad Hoover, Western Carolina, 1998
- 1872 – Phil Mosser, William & Mary, 1970

Career

- 7355 – Thomas Haskins, VMI, 1993-96
- 6784 – Adrian Peterson, Georgia Southern, 1998-01
- 5716 – Kerry Hayes, Western Carolina, 1991-94
- 5497 – Chris Parker, Marshall, 1991-95
- 5465 – Louis Ivory, Furman, 1998-2001
- 5047 – John Settle, Appalachian St., 1983-86
- 4997 – Ron Darby, Marshall, 1986-89
- 4993 – DaVon Fowlkes, Appalachian St., 2001-04
- 4748 – Stanford Jennings, Furman, 1980-83
- 4489 – Carl Tremble, Furman, 1989-92
- 4437 – Brad Hoover, Western Carolina, 1996-99
- 4290 – Stefpon Hawkins, Chattanooga, 1996-99

HIGHEST AVERAGE GAIN PER PLAY

Game (min. 5 plays)

- 47.5 – Kerry Hayes, Western Carolina vs. E. Tenn. St., 1992
- 38.6 – Shaun Fogle, Wofford vs. E. Tenn. St., 2000 (5-193)
- 21.4 – DaVon Fowlkes, Appalachian St. vs. Northwestern St., 2004 (16-343)
- 19.8 – Isaac West, Furman vs. Pittsburgh, 2004 (12-237)
- 19.1 – Jesse McCoy, Wofford vs. Western Carolina, 2000 (12-229)
- 18.6 – DaVon Fowlkes, Appalachian St. vs. Chattanooga, 2004 (17-317)
- 16.4 – DaVon Fowlkes, Appalachian St. vs. Texas St., 2004 (8-131)
- 16.3 – DaVon Fowlkes, Appalachian St. vs. Elon, 2004 (21-342)
- 16.3 – Jesse McCoy, Wofford vs. Western Carolina, 1999 (12-195)
- 14.9 – Jesse McCoy, Wofford vs. Chattanooga, 1999 (9-134)
- 14.8 – Jesse McCoy, Wofford vs. VMI, 2000 (9-133)

Season (min 100 plays)

- 19.7 – Otis Washington, Western Carolina, 1988 (2086 on 106) (NCAA Record)
- 15.2 – DaVon Fowlkes, Appalachian St., 2004
- 14.0 – Mark Stock, VMI, 1988
- 13.3 – Richmond Flowers, Chattanooga, 2000
- 12.3 – Jeff Johnson, E. Tenn. St., 1993
- 12.0 – Dexter Dawson, Georgia Southern, 1995
- 10.2 – Jerry Ellison, Chattanooga, 1992
- 9.4 – Anthony James, Western Carolina, 1979
- 9.1 – Jesse McCoy, Wofford, 2002
- 8.9 – Darryl Streeter, Chattanooga, 1986
- 8.9 – Terrance Rivers, The Citadel, 1994

Career

- 13.3 – DaVon Fowlkes, Appalachian St., 2004

MOST YARDS PER GAME

Season

- 210.3 – DaVon Fowlkes, Appalachian St., 2004
- 194.0 – Thomas Haskins, VMI, 1995
- 190.3 – Louis Ivory, Furman, 2000
- 190.2 – Thomas Haskins, VMI, 1996
- 189.6 – Otis Washington, Western Carolina, 1988
- 182.8 – Mark Stock, VMI, 1988
- 179.4 – Thomas Haskins, VMI, 1994
- 179.1 – Adrian Peterson, Georgia Southern, 1999
- 178.6 – Adrian Peterson, Georgia Southern, 1998
- 172.7 – Brad Hoover, Western Carolina, 1998
- 170.2 – Phil Mosser, William & Mary, 1970

All-Purpose Yards/Defense Defensive Records

Career

- 167.2 – Thomas Haskins, VMI, 1993-96
- 161.5 – Adrian Peterson, Georgia Southern, 1998-2001
- 148.3 – Troy Brown, Marshall, 1991-92
- 147.1 – Stump Mitchell, The Citadel, 1977-80
- 139.4 – Kerry Hayes, Western Carolina, 1991-94
- 137.3 – Josh Cole, Furman, 1993-96
- 132.8 – Kenny Strayhorn, East Carolina, 1973-74
- 131.3 – Phil Mosser, William & Mary, 1970-71
- 130.1 – Louis Ivory, Furman, 1998-01

MOST TOTAL TACKLES

Game

- 30 – Josh Cain, Chattanooga vs. The Citadel, 2001
- 30 – Everett Spellman, Western Carolina vs. Appalachian St., 1987
- 28 – Milan Sterling, Furman vs. Wofford, 1993
- 27 – Dino Hackett, Appalachian St. vs. E. Tenn. St., 1985 (16-11)
- 26 – Lester Smith, The Citadel vs. Army, 1991 (20-6)
- 26 – Roger Johnson, Marshall vs. The Citadel, 1991
- 25 – Julius Thomas, Appalachian St. vs. Lenoir-Rhyne, 1973
- 24 – Dexter Coakley, Appalachian St. vs. VMI, 1993
- 24 – Dino Hackett, Appalachian St. vs. Furman, 1985
- 24 – Junior Jackson, Chattanooga vs. The Citadel (16-8)
- 23 – Dino Hackett, Appalachian St. vs. The Citadel, 1985
- 23 – Harold Randolph, East Carolina vs. William & Mary, 1976

MOST QUARTERBACK SACKS

Game

- 7 – Bryan Dailer, Furman vs. Chattanooga, 1997
- 7 – James Russell, E. Tenn. St. vs. Glenville St, 1996
- 6 – Bryan Dailer, Furman vs. Chattanooga, 1996
- 5 – Kelly Fletcher, Furman vs. Western Carolina, 1989
- 5 – Kelly Fletcher, Furman vs. Newberry, 1988
- 5 – Rayford Cannon, Appalachian St. vs. Davidson, 1986
- 4 – Tyler Unzicker, Chattanooga vs. E. Tenn. St., 2001
- 4 – Derek Summerour, Western Carolina vs. Marshall, 1995
- 4 – Louis Cooper, Western Carolina vs. E. Tenn. St., 1984
- 3 – K.T. Stovall, Appalachian St. vs. Furman, 2003
- 3 – Brian Bodor, Wofford vs. The Citadel, 2000
- 3 – Brian Bodor, Wofford vs. VMI, 1999

Season

- 17.5 – Bryan Dailer, Furman, 1997
- 16.0 – Anthony Jones, Wofford, 2002
- 16.0 – Kelly Fletcher, Furman, 1989
- 15.0 – Edward Thomas, Georgia Southern, 1996
- 14.5 – Kelly Fletcher, Furman, 1988
- 12.0 – Cliff Washburn, The Citadel, 2002
- 12.0 – Eric Davis, Georgia Southern, 1998
- 12.0 – William Peebles, Appalachian St., 1994
- 11.0 – K.T. Stovall, Appalachian St., 2002
- 11.0 – Michale Spicer, Western Carolina, 2002
- 11.0 – Nick McNeil, Western Carolina, 2001
- 11.0 – Josh Jeffries, Appalachian St., 2000
- 11.0 – Eric Davis, Georgia Southern, 1998

Career

- 32.5 – James Russell, E. Tenn. St., 1993-96
- 31.5 – Bryan Dailer, Furman, 1994-97
- 31.5 – Kelly Fletcher, Furman, 1986-89
- 30.5 – Anthony Jones, Wofford, 1999-2002
- 30.0 – Edward Thomas, Georgia Southern, 1993-96
- 30.0 – Louis Cooper, Western Carolina, 1981-85
- 25.0 – Rocky Hunt, Appalachian St., 1996-98
- 24.5 – Josh Jeffries, Appalachian St., 1999-2001
- 24.5 – Avery Hall, Appalachian St., 1989-92
- 23.0 – Clyde Simmons, Western Carolina, 1982-85

MOST TACKLES FOR LOSS

Game

- 7 – James Russell, E. Tenn. St. vs. Glenville State, 1996
- 6 – Lamar Beam, E. Tenn. St. vs. Elon, 2002
- 6 – William Peebles, Appalachian St. vs. E. Tenn. St., 1994
- 6 – Avery Hall, Appalachian St. vs. Furman, 1992

Season

- 35 – Avery Hall, Appalachian St., 1992
- 29 – Darren Wilson, Appalachian St., 1981
- 28 – Anthony Jones, Wofford, 2002
- 26 – Michale Spicer, Western Carolina, 2002
- 25.5 – Matt Palmer, E. Tenn. St., 2003
- 25 – Bryan Dailer, Furman, 1997
- 25 – Sean Swope, Appalachian St., 1992
- 24 – Brian Bodor, Wofford, 2000
- 23 – Josh Jeffries, Appalachian St., 2002
- 23 – Travis Stephens, The Citadel, 2000
- 23 – William King, Marshall, 1993

Career

- 66.0 – Anthony Jones, Wofford, 1999-2002
- 63.0 – James Russell, E. Tenn. St., 1993-96
- 60.0 – Bryan Dailer, Furman, 1994-97
- 54.5 – Avery Hall, Appalachian St., 1989-92
- 51.5 – Freddy Pesqueira, Georgia Southern, 1999-02
- 50.0 – Nathan Fuqua, Wofford, 1999-2002
- 48.0 – Louis Cooper, Western Carolina, 1981-84
- 47.5 – Sean Swoope, Appalachian St., 1989-92
- 47.0 – Clyde Simmons, Western Carolina, 1982-85
- 47.0 – Darren Wilson, Appalachian St., 1979-82

MOST PASSES INTERCEPTED

Game

- 4 – Charlie Benson, Davidson vs. VMI, 1957
- 4 – Jake Wade, Davidson vs. North Carolina State, 1949
- 4 – Jack Bruce, William & Mary vs. Richmond, 1948

Season

- 10 – Jim Bolding, East Carolina, 1975
- 10 – Vince Perone, Jr, Furman, 1972
- 9 – Jeff Varnadoe, The Citadel, 1970
- 8 – Mark Snyder, Marshall, 1987
- 8 – J.D. Cauthen, The Citadel, 1987
- 8 – Reggie Solomon, Chattanooga, 1987
- 8 – Reggie Giles, Marshall, 1986
- 8 – Phillip Aldridge, Chattanooga, 1985
- 8 – Dick Kern, William & Mary, 1963
- 7 – Tony Tiller, E. Tenn. St., 2001
- 7 – Justin Fryer, Western Carolina, 2000
- 7 – Matt Stevens, Appalachian St., 1994
- 7 – Donnie Abraham, E. Tenn. St., 1993
- 7 – Torrence Forney, The Citadel, 1992
- 7 – Rick Harris, E. Tenn. St., 1987
- 7 – Rick Harris, E. Tenn. St., 1986
- 7 – Mike Mayo, VMI, 1985
- 7 – Frank Ladson, VMI, 1982
- 7 – Steve Umberger, VMI, 1982
- 7 – Kerr Kump, VMI, 1967

Career

- 22 – Rick Harris, E. Tenn. St., 1986-89
- 22 – Jim Bolding, East Carolina, 1973-76
- 18 – Matt Stevens, Appalachian St., 1992-95
- 17 – J.D. Cauthen, The Citadel, 1985-88
- 16 – Tiger Greene, Western Carolina, 1981-84
- 16 – Vince Perone, Jr, Furman, 1972-74
- 15 – Richie Jackson, Furman, 1998-01
- 15 – Donnie Abraham, E. Tenn. St., 1992-95
- 15 – Jerome Norris, Furman, 1984-86
- 15 – Mike Mayo, VMI, 1985-87
- 13 – Richie Jackson, Furman, 1998-01
- 13 – Miles Nicholson, Western Carolina, 1982-85
- 13 – Phillip Aldridge, Chattanooga, 1983-85
- 13 – Jeff Varnadoe, The Citadel, 1970-71

Defensive Records

MOST INTERCEPTION RETURN YARDS

Game

- 154 – Jeff Varnadoe, The Citadel vs. William & Mary, 1970
- 109 – Don Divers, Virginia Tech vs. VMI, 1954
- 102 – Earthwind Moreland, Georgia Southern vs. Jacksonville State, 1998
- 100 – Timmy Thrift, Wofford vs. Chattanooga, 2003
- 100 – Andy Tucker, VMI vs. Richmond, 1961
- 99 – Julius Grant, Western Carolina vs. Marshall, 1992
- 98 – Ryan Hadden, Georgia Southern vs. Chattanooga, 1999

Season

- 251 – Jeff Varnadoe, The Citadel, 1970
- 197 – Reggie Pinkney, East Carolina, 1976
- 189 – Donnie Abraham, E. Tenn. St., 1995
- 165 – A.J. Bryant, Georgia Southern, 2004
- 160 – Reggie Giles, Marshall, 1986
- 160 – Kerr Kump, VMI, 1967
- 153 – Gerald Hall, East Carolina, 1976
- 147 – Tony Carmignani, Furman, 1961
- 142 – Phillip Aldridge, Chattanooga, 1985
- 140 – Glenn Bates, Marshall, 1982
- 139 – Rick Harris, E. Tenn. St., 1988

Career

- 453 – Rick Harris, E. Tenn. St., 1986-89
- 303 – Jeff Varnadoe, The Citadel, 1970-71
- 298 – Donnie Abraham, E. Tenn. St., 1992-95
- 261 – Kerr Kump, VMI, 1966-68
- 248 – Matt Stevens, Appalachian St., 1992-95
- 217 – Glenn Bates, Marshall, 1982-83
- 215 – Reggie Giles, Marshall, 1986-88
- 215 – David McCrary, Chattanooga, 1982-85
- 213 – Donnie Cook, E. Tenn. St., 1979-82
- 205 – Mike Mayo, VMI, 1984-87
- 205 – Stinson Jones, VMI, 1958-61

MOST INTERCEPTIONS RETURNED FOR A TOUCHDOWN

Game

- 2 – Travis Hill, Western Carolina vs. W.V. St., 2004
- 2 – Tony Tiller, E. Tenn. St. vs. Liberty, 2003
- 2 – Joel Carter, Appalachian St. vs. Wake Forest, 1983
- 2 – David McCrary, Chattanooga vs. SW Louisiana, 1983

Season

- 2 – Travis Hill, Western Carolina, 2004
- 2 – Anthony Harris, Elon, 2004
- 2 – Lavar Rainey, Georgia Southern, 2000
- 2 – Melvin Cunningham, Marshall, 1996
- 2 – Kareem Robinson, Chattanooga, 1995
- 2 – Venton Bell, Furman, 1991
- 2 – Rico Mack, Appalachian St., 1990
- 2 – Joel Carter, Appalachian St., 1983
- 2 – David McCrary, Chattanooga, 1983
- 2 – Glenn Bates, Marshall, 1982

Career

- 3 – Chris Edwards, Wofford, 1998-01
- 3 – Donnie Abraham, E. Tenn. St., 1992-95
- 3 – Glenn Bates, Marshall, 1982-83

MOST PUNTS BLOCKED

Game

- 3 – Gerald Sensabaugh, E. Tenn. St. vs. Georgia Southern, 2003
- 2 – Shaun Bennett, Wofford vs. Elon, 2003
- 2 – Chuck Hill, Appalachian St. vs. Liberty, 1987
- 2 – Chuck Hill vs. Western Carolina, 1987
- 2 – Dino Hackett, Appalachian St. vs. E. Tenn. St., 1985

LONGEST RUSHES

- 98 Clayton Deskins (Appalachian State) vs. Bluefield State, 1971
- 98 Granville Amos (VMI) vs. William & Mary, 1964
- 96 Travis Jervey (The Citadel) vs. VMI, 1994
- 96 Andre Lockhart (Chattanooga) vs. ETSU, 1986
- 96 Bob Schweikert (Virginia Tech) vs. Wake Forest, 1962
- 95 Brett Chappell (Western Carolina) vs. Elon, 1995
- 95 Jerry Ellison (Chattanooga) vs. Boise State, 1992
- 93 Dave Alexander (East Carolina) vs. Howard, 1964
- 93 Frank Pajaczkowski (Richmond) vs. VMI, 1955
- 93 Russ Sutton (Furman) vs. Presbyterian, 1951
- 92 Nehemiah Broughton (The Citadel) vs. Chattanooga, 2004
- 92 Mark Myers (Georgia Southern) vs. Appalachian State, 2002
- 91 Brandon Walker (ETSU) vs. Appalachian State, 1998
- 91 Adrian Peterson (Georgia Southern) vs. ETSU, 1998
- 90 Ern Mills (The Citadel) vs. Charleston Southern, 2003
- 90 Muhammad Shamsid-Deen (Chattanooga) vs. Western Carolina, 1990
- 90 Milton Beck (Western Carolina) vs. VMI, 1985

LONGEST NON-SCORING RUN

- 77 Keith Moore (Furman) vs. Davidson, 1987
- 76 Melvin Cox (Georgia Southern) vs. The Citadel, 2001
- 76 Jim Moss (West Virginia) vs. William & Mary, 1962

LONGEST PASS COMPLETIONS

- 99 Todd Donnan to Troy Brown (Marshall) vs. VMI, 1991
- 95 Scott Satterfield to Otis Smith (Appalachian State) vs. Western Carolina, 1994
- 94 Brian Hampton to Stefpon Hawkins (Chattanooga) at Georgia Southern, 1997
- 94 Erik Hutchins to Shoun Habersham (Chattanooga) vs. Western Kentucky, 1991
- 94 Kenyon Earl to Shoun Habersham (Chattanooga) vs. VMI, 1991
- 94 Mike Pusey to Gerald Harp (Western Carolina) vs. VMI, 1978
- 93 Dave Brown to Mark Stock (VMI) vs. Appalachian State, 1986
- 92 Philly Jones to Rick Ford (Furman) vs. Georgia Southern, 1993
- 92 David Charpia to Chas Fox (Furman) vs. ETSU, 1983
- 92 Jerry Yost to Tom Tom Yeater (West Virginia) vs. Oregon State, 1962
- 90 Bobby Lamb to Chas Fox (Furman) vs. Central Florida, 1984
- 90 Ray Looney to Mike Sonmer (George Washington) vs. The Citadel, 1957

LONGEST NON-SCORING RECEPTION

- 95 Otis Smith from Scott Satterfield (Appalachian State) vs. Western Carolina, 1994
- 69 Todd Cottrell to Otis Washington (Western Carolina) vs. ETSU, 1988
- 68 Marcus Gilmore from Travis Wilson (Wofford) vs. Chattanooga, 2000

LONGEST FIELD GOALS

- 59 Barry Childers (Marshall) vs. Western Carolina, 1980 (NCAA Freshman record)
- 57 Mark Wright (Appalachian State) vs. Troy State, 2000
- 57 Matt Maxey (VMI) vs. Georgia Southern, 2000
- 57 Chris Chambers (Georgia Southern) vs. Oregon State, 1999
- 57 Kirk Roach (Western Carolina) vs. North Carolina A&T, 1987
- 57 Kirk Roach (Western Carolina) vs. Appalachian State, 1987
- 55 Kirk Roach (Western Carolina) vs. Georgia Southern, 1987
- 55 Mark French (Appalachian State) vs. Western Carolina, 1981
- 54 Dewey Klein (Marshall) vs. Chattanooga, 1988
- 54 Kirk Roach (Western Carolina) vs. Georgia Southern, 1987
- 54 Bjorn Nittmo (Appalachian State) vs. Western Carolina, 1986
- 54 Billy Van Aman (Appalachian State) vs. Wake Forest, 1983
- 53 Scot Kielblock (Chattanooga) vs. Samford, 1998
- 53 Reed Haley (Georgia Southern) vs. Chattanooga, 1993
- 53 Phillip Shirley (Western Carolina) vs. ETSU, 1992
- 53 Kirk Roach (Western Carolina) vs. Davidson, 1985
- 53 Greg Davis (The Citadel) vs. Presbyterian, 1984
- 53 Greg Davis (The Citadel) vs. Western Carolina, 1984
- 53 Kirk Roach (Western Carolina) vs. The Citadel, 1984

- 52 Justin Skinner (The Citadel) at ETSU, 1997
- 52 Tim Openlander (Marshall) vs. Howard, 1996
- 52 Jim Richter (Furman) vs. Western Carolina, 1993
- 52 Jay Millson (Appalachian State) vs. North Carolina State, 1992
- 52 Kirk Roach (Western Carolina) vs. ETSU, 1987
- 52 Kirk Roach (Western Carolina) vs. Newberry, 1986
- 52 Dennis Waters (Chattanooga) vs. Marshall, 1986
- 52 George Cimadevilla (ETSU) vs. James Madison, 1986
- 52 Dean Biasucci (Western Carolina) vs. Furman, 1983
- 52 Lee Wimbush (VMI) vs. Richmond, 1980
- 52 Joe Duncan (Davidson) vs. Hampden-Sydney, 1975
- 52 Joe Duncan (Davidson) vs. Guilford, 1975
- 51 Jon Godfrey (ETSU) vs. Concord, 2003
- 51 Scott Shelton (Georgia Southern) vs. Bethune-Cookman, 2002
- 51 Mike Harris (VMI) vs. Richmond, 1997
- 51 Tim Openlander (Marshall) vs. ETSU, 1995
- 51 Reed Haley (Georgia Southern) vs. The Citadel, 1994
- 51 Jim Richter (Furman) vs. Connecticut, 1991
- 51 Mike Shoun (ETSU) vs. Middle Tennessee State, 1989
- 51 Mike Wood (Furman) vs. South Carolina State, 1986
- 51 Russell Brown (William & Mary) vs. Navy, 1972
- 50 Rodney Allen (Chattanooga) vs. The Citadel, 1992
- 50 Andrew Burr (Furman) vs. Appalachian State, 1991
- 50 Dewey Klein (Marshall) vs. VMI, 1991
- 50 Herbie Campbell (ETSU) vs. Appalachian State, 1985
- 50 Dean Biasucci (Western Carolina) vs. Wofford, 1982
- 50 Craig Jones (VMI) vs. William & Mary, 1977

LONGEST KICKOFF RETURNS

- 100 Xavier Godard (Western Carolina) vs. Georgia Southern, 2003
- 100 Bud Pough (The Citadel) vs. Appalachian State, 2002
- 100 Brian Bratton (Furman) vs. Appalachian State, 2001
- 100 Brian Bratton (Furman) vs. Wofford, 2001
- 100 Richard Holland (VMI) vs. Furman, 2000
- 100 Corey Joyner (Georgia Southern) vs. ETSU, 1997
- 100 Ron Darby (Marshall) vs. Furman, 1986
- 100 Steve Baker (Chattanooga) vs. Appalachian State, 1983
- 100 Ronnie Horton (ETSU) vs. Middle Tennessee State, 1978
- 100 Ray Crisp (Marshall) vs. Akron, 1977
- 100 Harvey Walker (Western Carolina) vs. Lenior-Rhyne, 1976
- 100 Dick Pawlewicz (William & Mary) vs. Virginia, 1974
- 100 Vince Perone, Jr. (Furman) vs. Wofford, 1973
- 100 Johnny Popson (Furman) vs. The Citadel, 1954
- 100 Roy White (Davidson) vs. Harvard, 1952
- 99 Ronnie Horton (ETSU) vs. Chattanooga, 1980
- 98 Billy Whitley (Furman) vs. Western Carolina, 1991
- 98 Luke Dunafee (The Citadel) vs. Presbyterian, 1947
- 97 Kerry Hayes (Western Carolina) vs. Furman, 1993
- 97 Ronnie Horton (ETSU) vs. North Alabama, 1979
- 97 Greg Stubbs (ETSU) vs. Carson-Newman, 1972
- 97 Pete Johnson (VMI) vs. Villanova, 1958
- 96 Don Blue (Appalachian State) vs. Liberty, 1994
- 96 Billy Marsh (ETSU) vs. Western Carolina, 1991
- 96 Eric Rasheed (Western Carolina) vs. Davidson, 1984
- 96 Dennis Law (ETSU) vs. Morehead State, 1977
- 96 Mike Fabian (Furman) vs. Davidson, 1971
- 95 Jimmy Watkins (Appalachian State) vs. Wofford, 2000
- 95 Des Kitchings (Furman) vs. The Citadel, 1999
- 95 Kerry Hayes (Western Carolina) vs. Appalachian State, 1993
- 95 Damon Bradley (Furman) vs. Chattanooga, 1993
- 95 Chris Buono (Furman) vs. Appalachian State, 1978
- 95 Pierre Harshaw (ETSU) vs. Furman, 1973
- 95 Charlie Trulock (Furman) vs. Alabama, 1946
- 95 James Martin (Furman) vs. Marshall, 1938

LONGEST NON-SCORING KICKOFF RETURNS

- 96 Don Blue (Appalachian State) vs. Liberty, 1994

Longest Plays



LONGEST PUNT RETURNS

- 99 Jack (Victor) Rabbits (West Virginia) vs. VMI, 1955
- 95 Kerry Hayes (Western Carolina) vs. Chattanooga, 1991
- 94 Jayson Foster (Georgia Southern) vs. Appalachian State, 2004
- 94 George Hannen (Davidson) vs. Wofford, 1969
- 91 Anthony Stringfield (ETSU) vs. The Citadel, 1998
- 90 Ricardo Clark (Marshall) vs. VMI, 1989
- 89 Ricardo Clark (Marshall) vs. VMI, 1990
- 89 Jeff Varnadoe (The Citadel) vs. Bucknell, 1971
- 88 Vinny Perone, Jr. (Furman) vs. ETSU, 1973
- 87 Ant Williams (Georgia Southern) vs. VMI, 2002
- 87 DaVon Fowlkes (Appalachian State) vs. Marshall, 2002
- 87 Chris Witts (VMI) vs. Davidson, 1989
- 86 Troy Brown (Marshall) vs. Morehead State, 1991
- 86 Kenny Mitchell (Chattanooga) vs. Western Kentucky, 1978
- 86 Jimmy Jordan (Furman) vs. Presbyterian, 1968
- 85 Lewis Barr (Georgia Southern) vs. Chattanooga, 2003
- 85 Dexter Dawson (Georgia Southern) vs. The Citadel, 1995
- 84 Kerr Kump (VMI) vs. William & Mary, 1968
- 83 Francis Brown (Western Carolina) vs. Gardner-Webb, 2004
- 83 Kerry Hayes (Western Carolina) vs. ETSU, 1992
- 82 Charlie West (Furman) at Wake Forest, 1954
- 80 Corey Harris (The Citadel) vs. Miami, 1996
- 79 Teray Frost (VMI) vs. Charleston Southern, 2000
- 77 Bobby Ellis (East Carolina) vs. Lenoir-Rhyne, 1965
- 76 David McCrary (Chattanooga) vs. Jacksonville State, 1982
- 76 Lamar Moates (Furman) at South Carolina, 1949
- 74 Anthony Williams (Georgia Southern) vs. Chattanooga, 2001
- 74 Kemal Atkins (Appalachian State) vs. Furman, 1990
- 74 Stu Garrett (East Carolina) vs. So. Illinois, 1969
- 73 Don Blue (Appalachian State) vs. The Citadel, 1994
- 73 David McCrary (Chattanooga) vs. Marshall, 1983
- 72 Donny Griffin (Furman) vs. Davidson, 1971
- 70 Andre Worrell (Furman) at ETSU, 1992
- 70 Robert Savage (VMI) vs. Lehigh, 1978
- 70 Gary McNeal (VMI) vs. William & Mary, 1976
- 70 Gerald Hall (East Carolina) vs. So. Miss, 1976

LONGEST INTERCEPTION RETURNS

- 100 Timmy Thrift (Wofford) vs. Chattanooga, 2003
- 100 Melvin Cunningham (Marshall) vs. James Madison, 1994
- 100 Derek Grier (Marshall) vs. ETSU, 1991
- 100 Rico Mack (Appalachian State) vs. James Madison, 1990
- 100 Rick Harris (ETSU) vs. Davidson, 1986
- 100 Jeff Varnadoe (The Citadel) vs. William & Mary, 1970
- 100 Tony Fredicine (George Washington) vs. William & Mary, 1961
- 100 Andy Tucker (VMI) vs. Richmond, 1961
- 100 Billy Hughes (The Citadel) vs. Newberry, 1959
- 99 John Keith (Furman) vs. Chattanooga, 1997
- 99 Julius Grant (Western Carolina) vs. Marshall, 1993
- 98 Ryan Hadden (Georgia Southern) vs. Chattanooga, 1999
- 98 Reggie Pinkney (East Carolina) vs. Richmond, 1976
- 96 Charlie Wells (ETSU) vs. Furman, 1976
- 95 Sam Pickens (Furman) vs. George Washington, 1963
- 95 Bob Schwarze and Joe Chevalo (The Citadel) vs. Davidson, 1956
- 95 Tom Theodose (Richmond) vs. Davidson, 1955
- 94 Kevin Quinlan (Furman) vs. North Carolina, 1980
- 94 Gordon McRorie (Davidson) vs. Richmond, 1960
- 94 Jake Wade (Davidson) vs. North Carolina State, 1949
- 93 Dreck Cooper (Georgia Southern) vs. Chattanooga, 2001
- 91 Terence McBride (Georgia Southern) vs. ETSU, 2003
- 90 Allen Davis (ETSU) vs. Chattanooga, 2003
- 90 Billy Seel (Furman) vs. George Washington, 1941
- 88 Marcus Cohen (The Citadel) vs. Appalachian State, 2002
- 87 Ray Zima (Furman) vs. Marshall, 1938
- 86 Vern Keefer (VMI) vs. Davidson, 1958
- 85 Danny Kopley (East Carolina) vs. Appalachian State, 1973
- 85 Tom Wham (Furman) vs. Clemson, 1946
- 82 Weslan Hunter (Appalachian State) vs. Chattanooga, 1999
- 80 Kerr Kump (VMI) vs. Boston College, 1967

- 79 Frank Webb (Chattanooga) vs. The Citadel, 1970
- 78 Mike Youngblood (Georgia Southern) vs. The Citadel, 2000
- 77 Mike Jones (Furman) vs. Chattanooga, 1990
- 75 Jon Duncan (Appalachian State) vs. Edinboro, 1995
- 75 Philip Aldridge (Chattanooga) vs. The Citadel, 1985
- 73 A.J. Bryant (Georgia Southern) vs. FIU, 2004
- 73 Ahmed Green (Western Carolina) vs. Appalachian State, 2001
- 73 Kareem Robinson (Chattanooga) vs. Mississippi Valley State, 1996
- 73 Donnie Abraham (ETSU) vs. Chattanooga, 1995
- 73 Anquan Gist (The Citadel) vs. VMI, 1994
- 73 Don Calhoun (Furman) vs. Mississippi College, 1970
- 71 Donnie Cook (ETSU) vs. Appalachian State, 1982

LONGEST PUNTS

- 85 Ken Hinsley (Western Carolina) vs. Chattanooga, 1998
- 84 Billy Smith (Chattanooga) vs. Appalachian State, 1988
- 84 Jim Kerr (Furman) vs. Tampa, 1966
- 83 Jason Harkins (Appalachian State) vs. The Citadel, 1986
- 83 Paul Maguire (The Citadel) at West Virginia, 1959
- 82 John Howell (Chattanooga) vs. Vanderbilt, 1982
- 81 Greg Davis (The Citadel) vs. Clemson, 1966
- 80 Kenny Worub (Georgia Southern) vs. Liberty, 1996
- 79 Jim Kantowski (ETSU) vs. Western Carolina, 1990
- 79 Pumpy Tudors (Chattanooga) vs. Appalachian State, 1989
- 78 Aaron Bass (ETSU) vs. Liberty, 2000
- 78 Harold Alexander (Appalachian State) vs. The Citadel, 1992
- 78 Steve Kornegay (Western Carolina) vs. The Citadel, 1982
- 77 David Helton (ETSU) at Montana, 1996
- 77 Josh Siefkin (Chattanooga) vs. Western Carolina, 1995
- 77 Harold Alexander (Appalachian State) vs. Marshall, 1991
- 76 Brandon Kale (Wofford) vs. Chattanooga, 1998
- 75 Aaron Bass (ETSU) vs. Wofford, 2002
- 75 Kenny Worub (Georgia Southern) vs. The Citadel, 1995

LONGEST FUMBLE RETURNS

- 94 Kevin Quinlan (Furman) vs. North Carolina, 1980
- 85 B.J. Jessup (Western Carolina) vs. Georgia Southern, 2001
- 85 Josh Cooper (Furman) vs. VMI, 2001
- 72 Richard Holland (VMI) vs. The Citadel, 1999
- 63 Cam Newton (Furman) vs. Samford, 2004
- 61 Clint Alligood (Chattanooga) vs. ETSU, 1996
- 58 Dreck Cooper (Georgia Southern) vs. Delaware, 2001
- 40 L.G. Goganious (Appalachian State) vs. Wake Forest, 1996



Western Carolina's Xavier Godard was the last SoCon player to return a kickoff 100 yards, vs. Georgia Southern in 2003

Yearly Individual Leaders

Total Offense

Year	Player, School	G	Plays	Yds	YPG	TD
1953	Charlie Sumner, William & Mary	10	188	903	90.3	5
1954	Freddy Wyant, West Virginia	9	200	841	93.4	12
1955	Jim Boyle, Furman	10	191	892	89.2	8
1956	Jimmy Lugar, Virginia Tech	10	156	865	86.5	14
1957	Bob Schwarze, The Citadel	10	178	1018	101.8	4
1958	Billy Holsclaw, Virginia Tech	10	230	1227	122.7	15
1959	Howard Dyer, VMI	10	161	1182	118.2	17
1960	Howard Dyer, VMI	10	260	1478	147.8	20
1961	Bill Whaley, The Citadel	10	222	1030	103.0	6
1962	Jerry Yost, West Virginia	10	201	1361	136.1	16
1963	Bob Schweickert, Virginia Tech	10	271	1526	152.6	13
1964	Bob Schweickert, Virginia Tech	10	240	1409	140.9	15
1965	Dave Alexander, East Carolina	9	303	1587	176.3	20
1966	Jimmy Poole, Davidson	9	369	1925	213.9	16
1967	Clyde Hewell, Furman	10	294	1740	174.0	12
1968	Gordon Slade, Davidson	9	395	2131	236.8	17
1969	Charlie Richards, Richmond	10	455	2665	266.5	24
1970	Mark Thompson, Davidson	10	430	2144	214.4	15
1971	Harry Lynch, The Citadel	11	323	2092	190.2	21
1972	Scotty Shipp, Davidson	10	326	1894	189.4	11
1973	Dave Harper, Davidson	11	432	1699	154.5	12
1974	Bill Deery, William & Mary	11	354	1924	174.9	14
1975	Robbie Price, Appalachian State	11	305	1639	149.0	16
1976	Tom Rozantz, William & Mary	11	278	1575	143.2	8
1977	Mike Pusey, Western Carolina	11	301	1985	180.5	16
1978	Steve Brown, Appalachian State	10	309	1959	195.9	19
1979	Steve Brown, Appalachian State	11	416	2557	232.5	17
1980	Steve Brown, Appalachian State	11	427	2590	235.5	13
1981	Randy Joyce, Appalachian State	10	308	1808	180.8	9
1982	Ronnie Mixon, WCU (21)	11	338	2051	196.5	6
1983	Jeff Gilbert, Western Carolina	11	332	2008	182.5	16
1984	Carl Fodor, Marshall (9)	11	444	2766	251.4	26
1985	Kip Allen, The Citadel	11	417	2478	225.3	16
1986	Willie Perkins, Western Carolina	11	387	2184	198.5	8
1987	Tony Petersen, Marshall (3)	11	519	3649	331.7	23
1988	John Gregory, Marshall (16)	11	394	2511	228.3	19
1989	John Gregory, Marshall (12)	11	437	2751	250.1	27
1990	Michael Payton, Marshall (16)	11	460	2453	223.0	19
1991	Michael Payton, Marshall (11)	9	266	2379	264.3	20
1992	Michael Payton, Marshall (6)	11	380	2896	263.3	28
1993	Lonnie Galloway, WCU (17)	11	346	2551	231.9	9
1994	Todd Donnan, Marshall	11	334	2389	217.2	29
1995	Greg Ryan, ETSU (15)	11	470	2551	231.9	17
1996	Eric Kresser, Marshall (17)	11	303	2239	223.9	24
1997	Todd Wells, ETSU (12)	11	370	2763	251.2	23
1998	Greg Hill, Georgia Southern (40)	11	321	2254	204.9	22
1999	Chris Sanders, Chattanooga (4)	11	524	3491	317.4	28
2000	Chris Sanders, Chattanooga (2)	11	520	3756	341.5	24
2001	Joe Burchette, Appalachian St (47)	11	372	2022	183.15	15
2002	Joey Gibson, VMI (30)	12	455	2597	216.4	24
2003	Brian Gaither, WCU (24)	12	469	2761	230.1	16
2004	Richie Williams, ASU (3)	10	487	3393	339.3	32

Rushing

Year	Player, School	G	Car	Yds	APC	YPG	TD
1953	Bill Bowman, William & Mary	10	132	722	5.5	72.2	7
1954	Dickie Beard, Virginia Tech	9	128	647	5.1	71.9	2
1955	Bob Moss, West Virginia	10	98	807	8.2	80.7	10
1956	Larry Krutko, West Virginia	10	124	584	4.7	58.4	4
1957	Sam Woolwine, VMI	10	105	531	5.1	53.1	4
1958	Sam Horner, VMI	10	102	612	6.0	61.2	7
1959	Alger Pugh, Virginia Tech	10	112	615	5.5	61.5	6
1960	Tom Campbell, Furman	10	126	616	4.9	61.6	5
1961	Tom Campbell, Furman	10	157	767	4.9	76.7	6
1962	Elliott Keller, Furman	10	135	724	5.4	72.4	4
1963	Bob Schweickert, Virginia Tech	10	155	839	5.4	83.9	7
1964	Sonny Utz, Virginia Tech	10	175	777	4.4	77.7	10
1965	Dave Alexander, East Carolina	9	227	1029	4.5	114.3	16
1966	Garrett Ford, West Virginia	10	236	1068	4.5	106.8	7
1967	Butch Colson, East Carolina	10	252	1135	4.5	113.5	14

Year	Player, School	G	Car	Yds	APC	YPG	TD
1968	Tom Sowers, VMI	10	221	792	3.6	79.2	4
1969	Bob Duncan, The Citadel	10	136	936	6.9	93.6	7
1970	Phil Mosser, William & Mary	11	212	1286	6.1	116.9	9
1971	Jon Hall, The Citadel	11	169	1230	7.3	111.8	9
1972	Carlester Crumpler, East Carolina	11	340	1309	3.9	119.0	17
1973	Carlester Crumpler, East Carolina	11	204	1042	5.1	94.7	12
1974	Andrew Johnson, The Citadel	11	248	1373	5.5	124.8	7
1975	Emmitt Hamilton, Appalachian St.	11	126	844	6.7	76.7	9
1976	Jim Kruis, William & Mary	11	250	1164	4.7	105.8	9
1977	Darrell Lipford, Western Carolina	11	280	1318	4.7	119.8	18
1978	Gwain Durden, Chattanooga	10	146	933	6.4	93.3	2
1979	Floyd Allen, VMI	11	291	1276	4.34	116.9	9
1980	Stump Mitchell, The Citadel	11	291	1647	5.7	149.7	14
1981	Stanford Jennings, Furman	11	197	1168	5.9	106.2	11
1982	Stanford Jennings, Furman	11	200	1007	5.0	91.5	11
1983	Stanford Jennings, Furman (6)	11	190	1260	6.6	114.5	13
1984	Robbie Gardner, Furman (5)	11	169	1232	7.3	112.0	14
1985	John Settle, Appalachian State (5)	11	254	1340	5.3	121.8	14
1986	John Settle, Appalachian State (4)	11	317	1661	5.2	151.0	20
1987	Ron Darby, Marshall (17)	11	217	1020	4.7	92.7	12
1988	Gene Brown, The Citadel (11)	10	172	1058	6.2	105.8	15
1989	George Searcy, ETSU (7)	10	275	1324	4.8	132.4	17
1990	Carl Tremble, Furman (16)	13	229	1277	5.6	98.2	15
1991	Jack Douglas, The Citadel (14)	11	266	1152	4.3	104.7	13
1992	Carl Tremble, Furman (3)	11	228	1555	6.8	141.4	13
1993	Chris Parker, Marshall (10)	11	225	1370	6.1	124.5	16
1994	Thomas Haskins, VMI (4)	11	258	1509	5.8	137.2	11
1995	Thomas Haskins, VMI (8)	11	248	1548	6.2	140.7	17
1996	Thomas Haskins, VMI (5)	11	286	1698	5.9	154.4	15
1997	Roderick Russell, Ga Southern (21)	11	215	1171	5.4	106.5	11
1998	Adrian Peterson, Ga Southern (4)	11	257	1932	7.5	175.6	25
1999	Adrian Peterson, Ga Southern (2)	11	248	1807	7.3	164.3	28
2000	Louis Ivory, Furman (1)	11	286	2079	7.3	189.0	16
2001	Louis Ivory, Furman (10)	11	251	1492	5.9	135.6	19
2002	Chaz Williams, Georgia Southern (20)	14	290	1422	4.9	101.6	27
2003	Jermaine Austin, Georgia Southern (9)	11	224	1461	6.5	132.8	6
2004	John Taylor, Elon (18)	10	247	1069	4.3	106.9	10

Passing Yards Per Game

Year	Player, School	G	C-A	PCT	YDS	YPG	TD
1953	Joe Lindsey, Washington & Lee	10	47-100	.470	687	68.7	3
1954	Freddy Wyant, West Virginia	9	40-97	.412	563	62.6	4
1955	Belton, Davidson	9	60-130	.462	839	93.2	5
1956	Duke Johnston, VMI	10	43-101	.426	674	67.4	6
1957	Bob Schwarze, The Citadel	10	52-100	.520	920	92.0	4
1958	Billy Holsclaw, Virginia Tech	10	70-127	.551	1013	101.3	9
1959	Ed Hino, George Washington	9	79-185	.427	997	110.8	3
1960	Howard Dyer, VMI	10	87-168	.518	1222	122.2	8
1961	Whaley, The Citadel	10	73-148	.493	980	98.0	4
1962	Jerry Yost, West Virginia	10	75-152	.493	1134	113.4	11
1963	Merv Holland, Geo. Washington	9	101-215	.470	1312	145.8	8
1964	Allen McCune, West Virginia	10	60-99	.606	911	91.1	10
1965	Allen McCune, West Virginia	10	91-182	.500	1274	127.4	15
1966	Jimmy Poole, Davidson	9	156-260	.600	1685	187.2	12
1967	Clyde Hewell, Furman	10	132-220	.600	1873	187.3	12
1968	Gordon Slade, Davidson	9	190-322	.590	2109	234.3	14
1969	Charlie Richards, Richmond	10	175-356	.492	2556	255.6	21
1970	Mark Thompson, Davidson	10	179-352	.509	2202	220.2	4
1971	Steve Regan, William & Mary	10	107-184	.582	1383	138.3	7
1972	Scotty Shipp, Davidson	10	149-286	.521	1845	184.5	9
1973	Dave Harper, Davidson	10	175-329	.532	1885	188.5	11
1974	Harry Knight, Richmond	10	120-247	.486	1577	157.7	10
1975	Mark Lambert, VMI	11	101-189	.534	1176	106.9	3
1976	Marty Crosby, The Citadel	11	110-202	.545	1279	116.3	5
1977	Mike Pusey, Western Carolina	11	140-248	.565	1939	175.8	13
1978	Mike Pusey, Western Carolina	11	147-331	.444	2046	186.0	14
1979	Steve Brown, Appalachian State	11	147-287	.512	2307	209.7	15
1980	Steve Brown, Appalachian State	11	175-352	.497	2537	230.6	13
1981	Randy Joyce, Appalachian State	10	157-275	.571	1871	187.1	9
1982	Ronnie Mixon, Western Carolina	11	1146-299	.48	2002	182.0	6
1983	Robert Hill, The Citadel	10	174-314	.554	1952	195.2	12
1984	Carl Fodor, Marshall	11	218-411	.530	2888	262.5	22
1985	Kip Allen, The Citadel	11	231-417	.554	2478	225.3	16

Yearly Individual Leaders



Year	Player, School	G	A-C	PCT	YDS	YPG	TD
1986	Willie Perkins, Western Carolina	11	185-361	.540	2265	205.9	8
1987	Tony Petersen, Marshall (22)	11	251-466	.539	3529	320.8	22
1988	John Gregory, Marshall	11	185-327	.566	2687	244.3	19
1989	John Gregory, Marshall	11	198-351	.564	2778	252.5	24
1990	Michael Payton, Marshall	11	199-350	.569	2409	219.0	12
1991	Michael Payton, Marshall (1)	9	143-216	.662	2333	259.2	19
1992	Michael Payton, Marshall (2)	11	200-313	.639	2788	253.5	26
1993	Kenyon Earl, Chattanooga	11	146-264	.553	2233	203.0	16
1994	Todd Donnan, Marshall (2)	11	182-288	.632	2403	218.5	28
1995	Greg Ryan, ETSU (34)	11	229-387	.592	2473	224.8	17
1996	Eric Kresser, Marshall (5)	10	170-276	.616	2341	234.1	24
1997	Bake Baker, Appalachian State	11	207-347	.597	2550	231.8	18
1998	Brian Hampton, Chattanooga	11	130-275	.473	1680	152.7	7
1999	Chris Sanders, Chattanooga (2)	11	490-297	.606	3539	321.7	27
2000	Chris Sanders, Chattanooga (2)	11	287-463	.620	3691	335.5	22
2001	Joe Burchette, Appalachian State (40)	11	167-295	.566	2022	183.8	15
2002	Jeff Klein, Citadel (22)	12	203-378	.53.7	2561	213.4	17
2003	Brian Gaither, Western Carolina	11	246-418	.58.9	2717	226.4	14
2004	Richie Williams, Appalachian St. (X)	10	234-350	.66.9	3109	310.9	24

Year	Player, School	G	Cgt	Yds	YPC	YPG	CPG	TD
2003	Alonzo Nix, Chattanooga (23)	12	90	1060	11.8	88.3		7
2004	DaVon Fowlkes, Appalachian State (1)	11	103	1618	15.7	9.4		14

Scoring

Year	Player, School	G	TD	XP	FG	PTS	PPG
1953	Johnny Mapp, VMI	10	13	0	0	78	7.8
1954	John Popson, Furman	10	9	0	0	54	5.4
1955	Bob Moss, West Virginia	10	10	0	0	60	6.0
1956	Bobby Jordan, VMI	10	8	7	0	55	5.5
1957	Bobby Jordan, VMI	10	9	*1	0	56	5.6
1958	Mel Reight, West Virginia	10	8	10	0	58	5.8
1959	Alger Pugh, Virginia Tech	10	11	0	0	66	6.6
1960	Howard Dyer, VMI	10	12	0	0	72	7.2
1961	Earl Stoudt, Richmond	10	9	10	1	67	6.7
1962	Bill Davis, VMI	10	6	*2	0	40	4.0
1963	Sonny Utz, Virginia Tech	10	10	0	0	60	6.0
1964	Sonny Utz, Virginia Tech	10	11	0	0	66	6.6
1965	Dave Alexander, East Carolina	9	16	0	0	96	10.7
1966	Ned Carr, William & Mary	10	10	*1	0	62	6.2
1967	Butch Colson, East Carolina	10	15	*1	0	92	9.2
1968	Mike Kelly, Davidson	9	11	0	0	66	7.3
1969	George Hannen, Davidson	10	11	*2	0	70	7.0
1970	Steve Crislip, Furman	11	10	*1	0	62	5.6
1971	Brian Baima, The Citadel	11	13	0	0	78	7.1
1972	Carlester Crumpler, East Carolina	11	17	0	0	102	9.3
1973	Barty Smith, Richmond	10	14	0	0	84	8.4
1974	John Gerdelman, William & Mary	11	10	0	0	60	5.5
1975	Gary Davis, Appalachian State	11	0	36	15	81	7.4
1976	Pete Conaty, East Carolina	11	2	32	14	86	7.8
1977	Darrell Lipford, Western Carolina	11	18	0	0	108	9.8
1978	Steve McConnell, Appalachian State	11	14	*2	0	88	8.0
1979	John McFall, East Tennessee State	11	14	0	0	84	7.6
1980	Stump Mitchell, The Citadel	11	14	*1	0	86	7.8
1981	Floyd Allen, VMI	10	13	0	0	78	7.8
1982	Anthony James, WCU (4)	10	15	0	0	90	9.0
1983	Stanford Jennings, Furman (8)	11	15	0	0	90	8.2
1984	Eddie Maddox, WCU (T9)10	13	0	0	78	7.8	
1985	Chas Fox, Furman	9	13	4	0	82	9.1
1986	John Settle, Appalachian State (4)	11	20	0	0	120	10.9
1987	Kirk Roach, Western Carolina (T21)	11	0	22	19	79	7.2
1988	Gene Brown, The Citadel (9)	10	15	0	0	90	9.0
1989	George Searcy, ETSU (2)	10	18	0	0	108	10.8
1990	Carl Tremble, Furman (12)	11	15	0	0	90	8.2
1991	Andrew Burr, Furman (12)	11	0	45	14	87	7.9
1992	Troy Brown, Marshall (T20)	11	13	*1	0	80	7.3
	David Merrick, Marshall	11	0	53	9	80	7.3
1993	Chris Parker, Marshall (T9)	15	24	0	0	144	9.6
1994	Chris Parker, Marshall (1)	14	24	*1	0	146	10.4
1995	Thomas Haskins, VMI (8)	11	17	*1	0	106	9.6
1996	Randy Moss, Marshall (6)	14	28	0	0	174	11.6
1997	Greg Hill, Georgia Southern (T26)	13	18	0	0	108	8.3
1998	Adrian Peterson, Georgia Southern (2)	15	35	0	0	210	14.0
1999	Adrian Peterson, Georgia Southern (1)	15	41	*1	0	248	16.5
2000	Matt Vick, Chattanooga (16)	11	0	31	22	97	8.8
2001	Louis Ivory, Furman (7)	11	19	0	0	114	10.4
2002	Chaz Williams, Georgia Southern (3)	14	27	0	0	162	11.6
2003	Danny Marshall, Furman (40)	11	0	31	16	79	7.2
2004	Chaz Williams, Georgia Southern (1)	12	25	*1	0	152	12.7

*Two-point conversions

All-Purpose Yardage

Year	Player, School	G	Rush-Rec	PR-KR	Yds	YPG
1970	Phil Mosser, William & Mary	11	1286-139	0-447	1872	170.2
1971	Phil Mosser, William & Mary	10	885-212	0-617	1714	171.4
1972	Carlester Crumpler, East Carolina	11	1309-4	0-185	1498	136.2
1973	Ronnie Moore, VMI	11	78-676	164-378	1296	117.8
1974	Andrew Johnson, The Citadel	11	1373-440	0-0	1813	164.8
1975	Emmitt Hamilton, Appalachian State	11	844-291	0-49	1184	107.6
1976	Jim Kruijs, William & Mary	11	1164-27	0-17	1208	109.8
1977	Ray Crisp, Marshall	11	6-594	173-772	1545	140.5
1978	Gerald Harp, Western Carolina	11	46-1145	5-361	1557	141.5
1979	Floyd Allen, VMI	11	1249-169	3-30	1451	131.9

Yearly Individual Leaders

Year	Player, School	G	Cgt	Yds	YPC	YPG	CPG	TD
1980	Stump Mitchell, The Citadel	11		1647-57	0-0	1704	154.9	
1981	Stanford Jennings, Furman	11		1168-183	0-0	1351	122.8	
1982	Jerry Butler, East Tennessee State	11		644-72	79-544	1339	121.7	
1983	Stanford Jennings, Furman (15)	11		1260-306	0-0	1566	142.4	
1984	Eric Rasheed, Western Carolina (7)	11		19-1091	0-437	1547	140.6	
1985	John Settle, Appalachian State (18)	11		1340-77	0-0	1417	128.8	
1986	John Settle, Appalachian State (6)	11		1661-117	0-78	1856	168.7	
1987	Ron Darby, Marshall (10)	11		1020-159	0-437	1616	146.9	
1988	Otis Washington, Western Carolina (1)	11		66-907	0-1113	2086	189.6	
1989	George Searcy, East Tennessee St. (5)	10		1324-343	0-0	1667	166.7	
1990	Derrick Hollins, East Tennessee St.	11		935-276	0-90	1301	118.3	
1991	Chip Hooks, Appalachian State	10		1062-270	0-0	1332	133.2	
1992	Troy Brown, Marshall (3)	11		155-1109	101-482	1847	167.9	
1993	Chris Parker, Marshall (7)	11		1370-292	0-133	1795	163.2	
1994	Thomas Haskins, VMI (6)	11		1509-50	0-464	2023	183.9	
1995	Thomas Haskins, VMI (6)	11		1548-33	0-553	2134	194.0	
1996	Thomas Haskins, VMI (7)	11		1698-66	216-112	2092	190.2	
1997	Anthony Stringfield, ETSU (22)	11		7-638	332-584	1547	140.6	
1998	Adrian Peterson, Georgia Southern (7)	11		1932-33	0-0	1965	178.6	
1999	Adrian Peterson, Georgia Southern (5)	11		1807-163	0-0	1970	179.1	
2000	Louis Ivory, Furman (3)	11		2079-14	0-0	2093	190.3	
2001	Louis Ivory, Furman (24)	11		1492-80	0-0	1572	142.9	
2002	Jeremy Grier, UTC (37)	10		5-521	0-682	1208	120.8	
2003	Jermaine Austin, Ga Southern (31)	11		1461-8	0-0	1469	133.5	
2004	DaVon Fowlkes, Appalachian St. (1)	11		82-1618	194-419	2313	210.3	

Kickoff Returns

Year	Player, School	No	Yds	Avg
1958	Pete Johnson, VMI	8	251	31.4
1959	Alger Pugh, Virginia Tech	12	305	25.4
1960	Roger Hale, William & Mary	14	321	22.9
1961	Dick Drummond, George Washington	8	330	41.3
1962	Eddie Taylor, The Citadel	18	377	20.9
1963	Dick Drummond, George Washington	16	403	25.2
1964	Chuck Albertson, William & Mary	15	329	21.9
1965	Garrett Ford, West Virginia	13	353	27.2
1966	Jim McMillan, The Citadel	21	435	20.7
1967	Jim Burg, VMI	20	424	21.2
1968	Steve Brackett, The Citadel	20	397	19.9
1969	Bob Duncan, The Citadel	14	288	20.6
1970	Steve Crislip, Furman	15	438	29.2
1971	Phil Mosser, William & Mary	26	617	23.7
1972	Doug Gerhart, William & Mary	12	355	29.5
1973	Dick Pawlewicz, William & Mary	24	584	24.3
1974	Dick Pawlewicz, William & Mary	15	426	28.4
1975	Ronnie Moore, VMI	8	230	28.8
1976	Jimmy Kiser, Furman	14	333	23.8
1977	Tony Ball, Chattanooga	13	473	36.4
1978	Charles Fowler, Appalachian State	21	555	26.4
1979	Danny Miller, The Citadel	15	383	25.5
1980	Ronnie Horton, East Tennessee State	30	734	24.5
1981	Mark Bridgman, Furman	15	368	24.5
1982	Jerry Butler, East Tennessee State (5)	21	544	25.9
1983	Danny Abercrombie, Marshall (4)	20	535	26.7
1984	Danny Abercrombie, Marshall	10	272	27.2
1985	Mark Rudder, Furman (13)	22	499	22.7
1986	Ron Darby, Marshall	14	327	23.4
1987	Keith Isom, Appalachian State	19	489	25.7
1988	Albert Burt, East Tennessee State (8)	22	568	25.8
1989	Shoun Habersham, Chattanooga (10)	22	554	25.2
1990	Daryl Rogers, Furman	11	260	23.6
1991	Jerry Ellison, Chattanooga (5)	13	368	28.3
	Troy Brown, Marshall	12	468	39.0
1992	Kerry Hayes, Western Carolina (7)	20	545	27.3
1993	Kerry Hayes, Western Carolina (2)	16	584	36.5
1994	Thomas Haskins, VMI (5)	15	464	30.9
1995	Josh Cole, Furman (1)	17	546	32.1
1996	Randy Moss, Marshall (1)	14	484	34.6
1997	Stefpon Hawkins, Chattanooga (3)	15	407	27.1
1998	Tyron Berrian, Furman (12)	17	461	27.1
1999	Des Kitchings, Furman	12	441	36.8

Year	Player, School	No	Yds	Avg
2000	Richard Holland, VMI (1)	19	628	33.1
2001	Brian Bratton, Furman (1)	14	521	37.2
2002	Bud Pough, Citadel (10)	18	487	27.1
2003	Lewis Barr, Georgia Southern (3)	20	598	29.9
2004	DaVon Fowlkes, Appalachian State (36)	18	419	23.3

Punt Returns

Year	Player, School	No	Yds	Avg
1964	Billy Cline, East Carolina	19	175	9.2
1965	Eddie Willis, VMI	24	349	14.5
1966	John Mallory, West Virginia	17	254	14.9
1967	John Mallory, West Virginia	36	453	12.6
1968	Kerr Kump, VMI	32	327	10.2
1969	George Hannen, Davidson	21	471	22.4
1970	Jeff Varnadoe, The Citadel	31	406	13.1
1971	Jeff Varnadoe, The Citadel	33	455	13.8
1972	Dave Ingold, Davidson	8	154	19.3
1973	Vince Perone, Furman	20	240	12.0
1974	Devon Ford, Appalachian State	35	568	16.2
1975	Devon Ford, Appalachian State	21	260	12.4
1976	Gerald Hall, East Carolina	26	302	11.6
1977	Kenny Mitchell, Chattanooga	20	280	14.0
1978	Kenny Mitchell, Chattanooga	24	242	10.1
1979	Gary Parris, Chattanooga	13	91	7.0
1980	Gary Woodburn, Chattanooga	13	153	11.8
1981	Jerry Butler, East Tennessee State	15	169	11.3
1982	David McCrary, Chattanooga (5)	24	285	11.9
1983	David McCrary, Chattanooga (11)	35	385	11.0
1984	Chas Fox, Furman (15)	25	277	11.1
1985	David McCrary, Chattanooga (6)	28	339	12.1
1986	Jerome Norris, Furman	18	152	8.4
1987	Rodney Landreth, East Tennessee State	23	179	7.8
1988	Mark Stock, VMI	30	260	8.7
1989	Anthony Smith, Appalachian State	20	239	12.0
1990	Ricardo Clark, Marshall	41	366	8.9
1991	Troy Brown, Marshall (2)	24	354	14.8
1992	Kerry Hayes, Western Carolina (5)	16	231	14.4
1993	Dexter Dawson, Georgia Southern (13)	32	366	11.4
1994	Timmy Williams, VMI (16)	17	203	11.9
1995	Dexter Dawson, Georgia Southern (3)	19	284	15.0
1996	Stefpon Hawkins, Chattanooga	14	268	19.1
1997	Tony Young, Wofford (9)	12	168	14.0
1998	Corey Joyner, Georgia Southern	17	253	14.9
1999	Keyandre Fenn, East Tennessee State (10)	14	196	14.0
2000	Teray Frost, VMI	17	225	13.2
2001	Cecil Moore, East Tennessee State	13	169	13.0
2002	Bear Rinehart, Furman (5)	17	253	14.9
2003	DaVon Fowlkes, Appalachian State (31)	26	279	10.7
2004	Teddy Craft, Georgia Southern (20)	17	193	11.4

Interceptions

Year	Player, School	No	Yds
1959	Alger Pugh, Virginia Tech	5	103
	Ed Hino, George Washington	5	14
1960	Duncan Morton, Davidson	4	18
	Johnny Watkins, Virginia Tech	4	210
1961	Tony Carmignani, Furman	6	123
1962	Joe Cannarella, The Citadel	6	49
1963	Dick Kern, William & Mary	8	116
1964	Lavern Barrs, Furman	6	22
1965	Bobby Ellis, East Carolina	5	67
	Todd Hicks, East Carolina	5	55
1966	Bobby Ellis, East Carolina	7	41
1967	Kerr Kump, VMI	7	160
1968	Steve Garrett, East Carolina	6	54
	Whit Morrow, Davidson	6	75
1969	Jimmy King, The Citadel	6	79

Yearly Individual Leaders




Year	Player, School	No	Yds	Year	Player, School	No	Yds	Avg.
1970	Jeff Varnadoe, The Citadel	9	251	1961	Clyde Marsh, The Citadel	46	1863	40.5
1971	Mike Fabian, Furman	5	62	1962	Jake Adams, Virginia Tech	25	970	38.8
	Jack Patterson, East Carolina	5	40	1963	Kroghie Andersen, The Citadel	38	1581	41.6
	Paul Scolaro, William & Mary	5	9	1964	Carl Rhodes, VMI	43	1651	38.4
1972	Vince Perone, Furman	10	70	1965	Mike Bragg, Richmond	67	2794	41.7
1973	Jim Bolding, East Carolina	7	84	1966	Mike Bragg, Richmond	58	2482	42.8
1974	Curtis Boyd, Furman	6	105	1967	Mike Bragg, Richmond	78	3229	41.4
1975	Jim Bolding, East Carolina	10	51	1968	Jimmy Jordan, Furman	84	3368	40.1
1976	Gerald Hall, East Carolina	6	153	1969	Carrington Herbert, William & Mary	68	2454	36.1
1977	Kevin White, The Citadel	7	102	1970	David Cripe, William & Mary	62	2449	39.5
1978	Russ Huesman, Chattanooga	4	72	1971	Russell Brown, William & Mary	51	2183	42.8
1979	Al McCloud, Chattanooga	7	68	1972	Jay Jones, Richmond	66	2666	40.4
1980	Chris Carter, The Citadel	6	68	1973	Joe Parker, Appalachian State	59	2503	42.4
	Richard Ward, Chattanooga	6	55	1974	Joe Parker, Appalachian State	63	2788	44.3
1981	Paul Humphries, Chattanooga	6	54	1975	Joe Parker, Appalachian State	43	1830	42.6
1982	Frank Ladson, VMI	7	29	1976	Joe Parker, Appalachian State	50	2211	44.2
	Steve Umberger, VMI	7	67	1977	Greg Cater, Chattanooga	58	2426	41.8
1983	Tiger Greene, Western Carolina	6	26	1978	Greg Cater, Chattanooga	68	2860	42.1
1984	Tiger Greene, Western Carolina	6	51	1979	Greg Cater, Chattanooga	62	2638	42.5
1985	Phillip Aldridge, Chattanooga (T6)	8	142	1980	John Johnson, Furman	58	2345	40.4
1986	Reggie Giles, Marshall (T5)	8	160	1981	John Johnson, Furman	34	1413	41.6
1987	J.D. Cauthen, The Citadel (T5)	8	79	1982	John Howell, Chattanooga (3)	61	2616	42.9
	Reggie Solomon, Chattanooga	8	44	1983	Pat Velarde, Marshall (1)	64	2853	44.6
1988	Rick Harris, East Tennessee State (T15)	6	139	1984	Steve Kornegay, Western Carolina (1)	49	2127	43.4
	Mike Lowman, Chattanooga	6	28	1985	George Cimadevilla, East Tennessee St. (2)	66	2948	44.7
1989	Ricky Gardin, Western Carolina	4	69	1986	Greg Davis, The Citadel (1)	61	2723	44.6
	Shannon Walker, The Citadel	4	39	1987	Anthony Bare, Western Carolina	55	2183	39.7
	Tony Skole, The Citadel	4	4	1988	Billy Smith, Chattanooga (6)	79	3273	41.4
1990	Joe Chirico, Marshall	5	37	1989	Pumpy Tudors, Chattanooga (1)	65	2817	43.3
	Boo Lassister, VMI	5	28	1990	Pumpy Tudors, Chattanooga (3)	63	2810	44.6
1991	Mark Mayo, Appalachian State	5	33	1991	Harold Alexander, Appalachian State (1)	64	3009	47.0
	Dewayne Arkadie, VMI	5	39	1992	Harold Alexander, Appalachian State (1)	55	2245	40.8
	Shannon Walker, The Citadel	5	33	1993	Ronnie McCutchan, Furman (2)	47	2057	43.8
1992	Torrence Forney, The Citadel (4)	7	71	1994	Josh Siefkin, Chattanooga (12)	42	1735	41.3
1993	Donnie Abraham, East Tennessee State (T8)	7	20	1995	Josh Siefkin, Chattanooga (3)	60	2484	41.4
1994	Matt Stevens, Appalachian State (T1)	7	67	1996	Chris Hanson, Marshall	38	1739	45.8
1995	Donnie Abraham, East Tennessee State (T30)	5	189	1997	Ken Hinsley, Western Carolina (4)	46	2032	44.2
	Brancis Williams, Georgia Southern	5	62	1998	Ken Hinsley, Western Carolina (3)	57	2536	44.5
1996	Ron Faugue, Chattanooga (T19)	6	61	1999	Brian Reilly, Appalachian State (5)	41	1739	42.4
1997	John Keith, Furman (46)	4	103	2000	Nate McKinney, Appalachian State (4)	48	2042	42.5
	Tony Young, Wofford	4	92	2001	Jimmy Miner, Wofford (8)	48	2016	42.0
1998	Arkee Thompson, Georgia Southern (T11)	6	47	2002	Brent Barth, VMI (3)	64	3032	47.4
	Marcus Johnson, The Citadel	6	33	2003	Nate McKinney, Appalachian State (3)	74	3294	44.5
1999	Arkee Thompson, Georgia Southern (T24)	5	74	2004	Tim Mayse, Western Carolina (26)	51	2032	39.8
	Corey Hall, Appalachian State	5	76					
	Remi Awolowo, Appalachian State	5	86					
2000	Justin Fryer, Western Carolina	7	78					
2001	Tony Tiller, East Tennessee State (5)	7	102					
2002	Cam Newton, Furman (15)	6	101					
	Musa Sarki, VMI (20)	6	134					
	Montreal Harkley, ETSU (20)	6	107					
	Rodney Johnson, Furman (20)	6	74					
2003	Corey Lynch, Appalachian State (4)	6	61					
	Montreal Harkley, East Tennessee State	6	75					
	Matt Nelson, Wofford	6	61					
2004	A.J. Bryant, Georgia Southern (19)	6	165					

Note: NCAA ranking is interceptions per game

Punting

Year	Player, School	No	Yds	Avg
1953	Jimmy Thacker, Davidson	20	858	42.9
1954	Bobby Jordan, VMI	21	812	38.7
1955	Bob Wolfensen, Virginia Tech	29	1157	39.9
1956	Bob Snider, West Virginia	15	585	39.0
1957	Bobby Jordan, VMI	39	1642	42.1
1958	Sam Horner, VMI	28	1193	42.6
1959	Paul Maguire, The Citadel	32	1370	42.8
1960	Butch Porter, William & Mary	22	887	40.3



Pumpy Tudors of Chattanooga led the SoCon in punting in 1989 and '90

Yearly Team Leaders

<i>Total Offense</i>							
Year	Team	G	Plays	Yds	APP	YPG	TD
1953	West Virginia	9	593	3398	5.7	339.8	43
1954	West Virginia	9	590	3014	5.1	334.9	31
1955	West Virginia	10	642	3845	6.0	384.5	43
1956	Virginia Tech	10	720	3559	4.9	355.9	40
1957	West Virginia	10	674	3047	4.5	304.7	27
1958	West Virginia	10	720	3319	4.6	331.9	38
1959	VMI	10	622	3206	5.2	320.6	36
1960	Furman	10	638	2929	4.6	292.9	28
1961	Furman	10	493	2972	6.0	297.2	19
1962	West Virginia	10	626	3262	5.2	326.2	30
1963	William & Mary	10	627	2921	4.7	292.1	22
1964	Virginia Tech	10	600	2958	4.9	295.8	31
1965	East Carolina	9	663	3305	5.0	367.2	38
1966	Davidson	9	649	3017	4.7	335.2	29
1967	Davidson	9	714	3199	4.5	355.4	27
1968	Richmond	10	763	3473	4.6	347.3	31
1969	The Citadel	10	781	3772	4.8	377.2	35
1970	Davidson	10	678	3589	5.3	358.9	28
1971	The Citadel	11	777	5030	6.5	457.3	46
1972	William & Mary	11	841	4357	5.2	396.1	33
1973	East Carolina	11	811	4245	5.2	385.9	44
1974	William & Mary	11	766	3905	5.1	355.0	28
1975	Appalachian State	11	861	4625	5.4	420.5	42
1976	Furman	11	795	4114	5.2	374.0	26
1977	Western Carolina	11	823	4471	5.4	406.5	39
1978	Furman	11	817	4648	5.7	422.5	43
1979	Chattanooga	11	765	4539	5.9	412.6	47
1980	Chattanooga	11	741	4554	6.1	414.0	40
1981	Appalachian State	11	832	4645	5.6	422.3	29
1982	Furman (9)	11	830	4285	5.2	389.5	38
1983	Furman (3)	11	852	5084	6.0	462.2	52
1984	Furman (4)	11	768	4974	6.5	452.2	50
1985	Furman (5)	11	787	5128	6.5	466.2	51
1986	Furman	11	800	4007	5.0	364.3	39
1987	Marshall (3)	11	862	4987	5.8	453.4	43
1988	Marshall (11)	11	845	4481	5.3	407.4	43
1989	Furman	11	719	4338	6.0	394.4	45
1990	Furman (15)	11	770	4590	6.0	417.3	40
1991	Marshall (10)	11	709	4705	6.6	427.7	55
1992	Marshall (2)	11	796	5397	6.8	490.6	63
1993	Western Carolina (19)	11	697	4521	6.5	411.0	29
1994	Marshall (14)	11	764	4855	6.4	441.4	63
1995	Marshall (1)	11	812	4642	5.7	422.0	46
1996	Marshall (3)	11	743	5105	6.9	464.1	62
1997	East Tennessee St. (13)	11	764	4755	6.2	432.3	45
1998	East Tennessee St.	11	764	4755	6.5	432.3	45
1999	Georgia Southern (1)	11	795	6069	7.6	551.7	71
2000	Chattanooga (8)	11	802	4989	6.2	453.6	31
2001	Georgia Southern (25)	11	717	4505	6.3	409.5	48
2002	Georgia Southern (3)	14	981	6575	6.7	469.6	63
2003	Georgia Southern (19)	11	779	4561	5.9	414.6	37
2004	Georgia Southern (3)	12	896	5860	6.5	488.3	77

Year	Team	G	Plays	Yds	APP	YPG	TD
1970	East Carolina	11	754	3425	4.5	311.4	29
1971	Richmond	10	654	2798	4.3	279.8	22
1972	East Carolina	11	692	2707	3.9	246.1	24
1973	East Carolina	11	703	2917	4.1	265.2	21
1974	Furman	11	660	2804	4.2	254.9	19
1975	Furman	11	696	2031	2.9	184.6	19
1976	East Carolina	11	712	2355	3.3	214.1	12
1977	VMI	11	718	2982	4.2	271.1	22
1978	Chattanooga	11	744	2989	4.0	271.7	26
1979	East Tennessee State	11	720	3195	4.4	290.5	19
1980	Chattanooga	11	748	3214	4.3	292.2	22
1981	The Citadel	11	768	2862	3.7	260.2	18
1982	Chattanooga (4)	11	677	2201	3.3	200.1	18
1983	Chattanooga (10)	11	715	2732	3.8	248.4	21
1984	East Tennessee State (15)	11	701	3065	4.4	278.6	21
1985	Chattanooga (2)	11	769	2930	3.8	266.4	17
1986	Furman (3)	11	667	2563	3.8	233.0	17
1987	Chattanooga (12)	11	719	3075	4.3	279.5	22
1988	Furman (4)	11	696	2620	3.8	238.2	11
1989	Furman (2)	11	739	2801	3.8	254.6	13
1990	Marshall (T3)	11	725	2862	4.0	260.2	37
1991	Furman	11	950	3623	5.2	312.6	27
1992	Furman (17)	11	712	3419	4.8	310.8	27
1993	Marshall (11)	11	731	3278	4.5	298.0	14
1994	Marshall (10)	11	729	3066	4.2	278.7	21
1995	Marshall (2)	11	673	2645	3.9	240.5	22
1996	Marshall (41)	11	738	3519	4.8	319.9	17
1997	East Tennessee State (26)	11	722	3169	4.4	288.1	31
1998	Western Carolina (10)	11	674	3086	4.6	280.5	22
1999	Georgia Southern (18)	11	728	3208	4.4	291.6	20
2000	Appalachian State (38)	11	708	3319	4.7	301.7	25
2001	Georgia Southern (6)	11	722	2875	4.0	261.4	16
2002	Wofford (11)	12	752	3245	4.3	270.4	22
2003	Furman (4)	11	716	2998	4.2	272.5	17
2004	Georgia Southern (4)	12	741	4.5	276.8	28	

Rushing Offense

Year	Team	G	Car	Yds	APC	YPG	TD
1953	West Virginia	9	477	2536	5.3	281.8	28
1954	West Virginia	9	480	2361	4.9	262.3	26
1955	West Virginia	10	489	2639	5.4	263.9	33
1956	Virginia Tech	10	621	2835	4.6	283.5	32
1957	West Virginia	10	544	2339	4.3	233.9	23
1958	VMI	10	426	1880	4.4	188.0	24
1959	Virginia Tech	10	460	1759	3.8	175.9	15
1960	Furman	10	486	1944	4.0	194.4	20
1961	Furman	10	354	1946	5.5	194.6	15
1962	Furman	10	488	2268	4.6	226.8	21
1963	Virginia Tech	10	459	1879	4.1	187.9	21
1964	Virginia Tech	10	465	1950	4.2	195.0	20
1965	East Carolina	9	454	1905	4.2	211.7	23
1966	West Virginia	10	452	1885	4.2	188.5	23
1967	East Carolina	10	569	2316	4.1	231.6	22
1968	East Carolina	10	486	1571	3.2	157.1	16
1969	The Citadel	10	504	2149	4.3	214.9	22
1970	William & Mary	11	598	2654	4.4	241.3	21
1971	The Citadel	11	537	2942	5.5	267.5	31
1972	William & Mary	11	613	2916	4.8	265.1	21
1973	East Carolina	11	638	2918	4.6	265.3	32
1974	East Carolina	11	643	3015	4.7	274.1	30
1975	Appalachian State	11	693	3450	5.0	313.6	32
1976	East Carolina	11	734	3263	4.4	296.6	28
1977	Chattanooga	11	660	3332	5.0	302.9	24
1978	Furman	11	615	2843	4.6	258.5	30
1979	Chattanooga	11	586	2926	5.0	266.0	30
1980	The Citadel	11	641	3066	4.8	278.7	32
1981	Furman	11	592	2879	4.9	261.7	25
1982	Furman (2)	11	672	2907	4.3	264.3	29
1983	Furman (1)	11	627	3158	5.0	287.1	36
1984	Furman (2)	11	558	3100	5.6	281.8	29
1985	Furman (2)	11	581	3167	5.5	287.9	31
1986	Furman (8)	11	614	2838	4.6	258.0	30
1987	The Citadel (8)	11	640	2742	4.3	249.3	22
1988	The Citadel (3)	11	641	3204	5.0	291.3	34

Total Defense

Year	Team	G	Plays	Yds	APP	YPG	TD
1953	West Virginia	9	510	1835	3.6	183.5	9
1954	Richmond	9	505	1570	3.1	174.4	9
1955	Davidson	9	496	1702	3.4	189.1	13
1956	Davidson	9	514	1885	3.7	209.4	19
1957	Virginia Tech	10	614	2108	3.4	210.8	22
1958	VMI	10	630	2216	3.5	221.6	15
1959	Furman	10	582	2548	4.4	254.8	31
1960	Davidson	8	381	1779	4.6	222.4	16
1961	Virginia Tech	9	555	2033	3.7	225.9	15
1962	Virginia Tech	10	612	2282	3.7	228.2	19
1963	VMI	10	609	2261	3.7	226.1	19
1964	The Citadel	10	589	2251	3.8	225.1	17
1965	East Carolina	9	531	1957	3.7	217.4	12
1966	East Carolina	10	655	2729	4.2	272.9	7
1967	West Virginia	10	654	2036	3.1	203.6	13
1968	Richmond	10	739	2748	3.7	274.8	14
1969	Richmond	10	731	2549	3.5	254.9	22

Yearly Team Leaders



Year	Team	G	Car	Yds	APC	YPG	TD
1989	The Citadel (5)	11	629	2921	4.6	265.6	27
1990	VMI (5)	11	686	2960	4.3	269.1	26
1991	VMI (1)	11	703	3486	5.0	312.6	27
1992	The Citadel (1)	11	672	3800	5.7	345.5	33
1993	The Citadel (7)	11	650	3074	4.7	279.5	30
1994	The Citadel (1)	11	633	4202	6.6	382.0	48
1995	Appalachian State (6)	11	590	2874	4.9	261.3	31
1996	Georgia Southern (4)	11	599	2931	4.9	266.5	31
1997	Wofford(3)	10	640	2922	4.6	292.2	22
1998	Georgia Southern (2)	11	620	4166	6.7	378.7	53
1999	Georgia Southern (1)	11	654	4609	7.0	419.0	61
2000	Georgia Southern (3)	11	626	3642	5.8	331.1	31
2001	Georgia Southern (1)	11	616	3560	5.8	323.6	42
2002	Georgia Southern (1)	14	859	5407	6.3	386.2	54
2003	Georgia Southern (1)	11	664	3692	5.6	335.6	32
2004	Georgia Southern (1)	12	791	4439	5.8	369.9	56

Rushing Defense

Year	Team	G	Car	Yds	APC	YPG	TD
1953	West Virginia	9	351	975	2.8	108.3	7
1954	West Virginia	9	361	990	2.7	110.0	6
1955	West Virginia	10	406	1267	3.1	126.7	12
1956	West Virginia	10	467	1369	2.9	136.9	12
1957	West Virginia	10	443	1478	3.3	147.8	11
1958	George Washington	8	338	1076	3.1	134.5	12
1959	Furman	10	440	1495	3.4	149.5	19
1960	George Washington	9	344	1354	3.8	150.4	10
1961	Furman	10	352	1459	4.2	145.9	11
1962	William & Mary	10	397	1237	3.1	123.7	9
1963	VMI	10	466	1449	3.1	144.9	14
1964	George Washington	10	397	1373	2.9	137.3	16
1965	East Carolina	9	531	881	1.7	97.9	8
1966	George Washington	10	431	1539	3.6	153.9	10
1967	West Virginia	10	425	821	1.9	82.1	8
1968	Richmond	10	431	1224	2.8	122.4	6
1969	Richmond	10	465	4008	2.2	100.8	16
1970	East Carolina	11	484	1619	3.3	147.2	16
1971	Richmond	10	441	1616	3.7	161.6	14
1972	East Carolina	11	443	1200	2.7	109.1	15
1973	East Carolina	11	446	1406	3.2	127.8	13
1974	East Carolina	11	538	1981	3.7	180.1	8
1975	Furman	11	521	1767	3.4	160.6	15
1976	East Carolina	11	493	1353	2.7	123.0	10
1977	VMI	11	486	1330	2.7	120.9	13
1978	Chattanooga	11	464	1098	2.4	99.8	11
1979	Chattanooga	11	494	1428	2.9	129.8	15
1980	Furman	11	477	1537	3.2	139.7	10
1981	The Citadel	11	456	1112	2.4	101.1	10
1982	Chattanooga (7)	11	406	893	2.2	81.2	11
1983	Chattanooga (15)	11	453	1258	2.8	114.4	9
1984	Furman (11)	11	401	1133	2.8	103.0	8
1985	Chattanooga (5)	11	400	911	2.3	82.8	7
1986	Furman (18)	11	414	1506	2.9	112.3	10
1987	Furman	11	499	1452	2.9	132.0	12
1988	Furman (2)	11	407	1017	2.5	92.5	5
1989	Furman (19)	11	476	1391	2.9	126.5	7
1990	Chattanooga	11	480	1500	3.1	136.4	13
1991	Furman	11	473	1539	3.3	139.9	12
1992	Marshall	11	442	1517	3.4	137.9	13
1993	Georgia Southern	11	452	1516	3.4	137.8	8
1994	Appalachian State	11	442	1497	3.4	136.1	9
1995	Marshall (17)	11	418	1272	3.0	115.6	9
1996	East Tennessee State (18)	11	399	1268	3.2	115.3	12
1997	Georgia Southern (20)	11	400	1157	2.9	105.2	7
1998	Georgia Southern	11	442	1553	3.5	141.2	18
1999	Georgia Southern (33)	11	436	1444	3.3	131.3	13
2000	Furman (45)	11	430	1498	3.5	136.2	12
2001	Furman (29)	11	413	1373	3.3	124.8	10
2002	Wofford(32)	12	466	1511	3.2	125.9	12
2003	Western Carolina (14)	12	507	1343	2.6	111.9	18
2004	Georgia Southern (23)	12	413	1451	3.5	120.9	16

Passing Offense

Year	Team	G	C-A	Pct	Yds	YPG	TD
1953	George Washington	9	63-177	35.6	1103	122.6	8
1954	William & Mary	10	60-154	39.0	871	87.1	3
1955	Davidson	9	97-206	47.1	1351	150.1	7
1956	William & Mary	10	82-184	44.6	913	91.3	6
1957	The Citadel	10	64-131	48.9	1075	107.5	7
1958	West Virginia	10	107-214	50.0	1442	144.2	9
1959	VMI	10	79-157	49.7	1466	146.6	17
1960	VMI	10	103-214	48.1	1424	142.4	8
1961	The Citadel	10	94-220	42.7	1354	135.4	10
1962	The Citadel	10	87-212	41.0	1317	131.7	10
1963	George Washington	9	106-232	45.7	1351	150.1	8
1964	Richmond	10	107-251	42.6	1298	129.8	10
1965	East Carolina	9	108-209	51.7	1400	155.6	14
1966	Davidson	9	162-277	58.5	1782	198.0	12
1967	Davidson	9	192-323	59.4	2080	231.1	14
1968	Davidson	9	192-327	58.7	2139	237.7	14
1969	Richmond	10	185-373	49.6	2651	265.1	23
1970	Davidson	10	180-358	50.3	2253	225.3	15
1971	The Citadel	11	113-240	47.1	2088	189.8	15
1972	Davidson	11	189-389	48.6	2354	214.0	12
1973	Davidson	10	180-343	52.5	1952	195.2	11
1974	Richmond	10	125-260	48.1	1671	167.1	11
1975	VMI	11	125-236	53.0	1564	142.2	7
1976	The Citadel	11	125-233	53.6	1462	132.9	8
1977	Western Carolina	11	184-344	53.5	2421	220.1	19
1978	Western Carolina	11	155-348	44.5	2214	201.3	17
1979	Western Carolina	11	158-322	49.1	2448	222.5	17
1980	Appalachian State	11	190-375	50.7	2781	252.8	15
1981	Appalachian State	11	231-436	53.0	2759	250.8	15
1982	Western Carolina	11	162-329	49.2	2173	197.5	7
1983	The Citadel (10)	11	217-407	54.7	2530	230.0	15
1984	Marshall (1)	11	223-430	51.9	2944	267.6	22
1985	VMI	11	197-372	53.0	2572	233.8	9
1986	Marshall	11	163-336	48.5	2556	232.5	14
1987	Marshall (2)	11	265-493	53.8	3777	343.4	23
1988	Marshall (8)	11	196-355	55.2	2867	260.6	21
1989	Marshall (14)	11	203-326	56.1	2850	259.1	24
1990	East Tennessee State (15)	11	215-373	57.6	2781	252.8	13
1991	Marshall (12)	11	186-298	62.4	3032	275.6	28
1992	Marshall (6)	11	234-372	62.9	3245	295.0	29
1993	East Tennessee State	11	196-351	55.8	2428	220.7	15
1994	Marshall	11	201-325	61.8	2730	248.2	31
1995	East Tennessee State (21)	11	236-409	57.7	2551	231.9	18
1996	Marshall (13)	11	198-325	60.9	2763	251.2	30
1997	Appalachian State (22)	11	222-374	59.4	2738	248.9	19
1998	East Tennessee State (59)	11	142-267	53.2	2071	188.3	11
1999	Chattanooga (4)	11	300-496	60.5	3591	326.5	28
2000	Chattanooga (2)	11	289-467	61.9	3730	339.1	23
2001	VMI (52)	11	226-426	53.1	2360	214.5	9
2002	Western Carolina (25)	11	201-370	54.3	2679	243.5	13
2003	Western Carolina (32)	12	257-443	58.0	2877	239.8	14
2004	Appalachian State (5)	11	264-402	65.7	3549	322.6	26

Passing Defense

Year	Team	G	C-A	Pct	Yds	YPG	TD
1953	Richmond	9	34-104	32.7	363	40.3	0
1954	Richmond	9	33-97	34.0	424	47.1	1
1955	George Washington	9	36-107	33.6	417	46.3	2
1956	Davidson	9	38-108	35.2	384	42.7	4
1957	Virginia Tech	10	38-108	35.2	485	48.5	3
1958	VMI	10	60-147	40.8	713	71.3	4
1959	Davidson	9	44-110	40.0	647	71.9	7
1960	The Citadel	10	54-126	42.9	570	57.0	4
1961	Virginia Tech	9	58-136	42.6	689	76.6	4
1962	Virginia Tech	10	77-166	46.4	771	77.1	3
1963	VMI	10	64-143	44.8	743	74.3	5
1964	The Citadel	10	59-162	36.4	755	75.5	6
1965	The Citadel	10	66-132	50.0	812	81.2	7
1966	William & Mary	10	75-166	45.2	978	97.8	9
1967	Richmond	10	193-98	50.1	1203	120.3	9
1968	Davidson	9	140-74	52.9	1072	119.1	7
1969	William & Mary	10	110-211	52.1	1144	114.4	10



Yearly Team Leaders

Year	Team	G	C-A	Pct	Yds	YPG	TD
1970	The Citadel	11	108-274	39.4	1280	116.4	9
1971	Richmond	10	98-213	46.0	1182	118.2	8
1972	The Citadel	11	103-210	49.0	1312	119.3	9
1973	Furman	11	83-184	45.1	935	85.0	4
1974	Furman	11	62-143	43.4	769	69.9	3
1975	VMI	11	40-113	35.4	562	51.1	9
1976	VMI	10	70-151	46.4	835	83.5	7
1977	Western Carolina	11	86-172	50.0	1066	96.9	3
1978	VMI	11	94-151	62.2	1379	125.4	12
1979	Western Carolina	11	74-163	45.4	852	77.5	5
1980	Western Carolina	11	91-183	49.7	1234	112.2	5
1981	East Tennessee State	11	106-204	52.2	1407	127.9	6
1982	Appalachian State (5)	11	99-230	43.0	1217	110.6	5
1983	VMI	11	119-216	55.1	1471	133.7	11
1984	Western Carolina	11	130-287	45.3	1685	153.2	12
1985	The Citadel (5)	11	116-270	43.0	1545	140.5	9
1986	Furman (3)	11	163-336	48.5	2556	232.5	14
1987	VMI (4)	11	113-221	51.1	1412	128.4	8
1988	VMI (6)	11	91-212	42.9	1320	120.0	9
1989	Chattanooga (1)	11	86-186	46.2	1148	104.4	9
1990	Marshall (5)	11	107-248	43.1	1343	122.1	7
1991	Appalachian State	11	118-251	62.4	3032	275.6	28
1992	The Citadel (6)	11	110-218	50.5	1281	116.5	5
1993	Appalachian State (18)	11	116-235	49.4	1454	132.2	7
1994	Marshall (10)	11	138-288	47.9	1472	133.8	8
1995	Furman (33)	11	12-233	52.3	1368	124.4	5
1996	The Citadel	11	134-190	70.5	1460	132.7	15
1997	Georgia Southern	11	200-468	42.7	2241	203.7	15
1998	Western Carolina (13)	11	74-162	45.7	1018	92.5	5
1999	VMI	11	122-213	57.3	1458	132.5	8
2000	Georgia Southern (18)	11	151-292	51.7	1717	156.1	9
2001	Georgia Southern (2)	11	135-257	52.5	1382	125.6	7
2002	Wofford (14)	12	174-286	60.8	1734	144.5	10
2003	Furman (1)	11	150-272	55.1	1461	132.8	5
2004	Georgia Southern (10)	12	180-328	54.9	1870	155.8	11

Scoring Offense

Year	Team	G	Pts	PPG
1953	West Virginia	9	290	32.2
1954	West Virginia	9	209	23.2
1955	West Virginia	10	285	28.5
1956	Virginia Tech	10	264	26.4
1957	VMI	10	201	20.1
1958	West Virginia	10	268	26.8
1959	VMI	10	243	24.3
1960	VMI	10	218	21.8
1961	Furman	10	174	17.4
1962	West Virginia	10	211	21.1
1963	Virginia Tech	10	216	21.6
1964	Virginia Tech	10	224	22.4
1965	East Carolina	9	268	29.8
1966	Davidson	9	209	23.2
1967	East Carolina	10	253	25.3
1968	Richmond	10	241	24.1
1969	Davidson	10	333	33.3
1970	Furman	11	261	23.7
1971	The Citadel	11	366	33.3
1972	East Carolina	11	269	24.5
1973	East Carolina	11	352	32.0
1974	East Carolina	11	250	22.7
1975	Appalachian State	11	337	30.6
1976	East Carolina	11	278	25.3
1977	Chattanooga	11	265	24.1
1978	Appalachian State	11	338	30.7
1979	Chattanooga	11	349	31.7
1980	Chattanooga	11	300	27.3
1981	Furman	11	293	26.6
1982	Appalachian State (20)	11	270	24.5
1983	Furman (3)	11	378	34.4
1984	Furman (T6)	11	363	33.0
1985	Furman (7)	11	384	34.9
1986	Furman	11	328	29.8
1987	Marshall (9)	11	340	30.9

Year	Team	G	Pts	PPG
1988	Appalachian State (15)	11	324	29.5
1989	Furman (14)	11	345	31.4
1990	Furman (14)	11	345	31.4
1991	Marshall (4)	11	414	37.6
1992	Marshall (1)	11	466	42.4
1993	Georgia Southern	11	329	29.9
1994	Marshall (3)	11	459	41.7
1995	Marshall (9)	11	366	33.3
1996	Marshall (2)	11	465	42.3
1997	Georgia Southern (13)	11	364	33.1
1998	Georgia Southern (2)	11	468	42.5
1999	Georgia Southern (1)	11	550	50.0
2000	Appalachian State (21)	11	375	34.1
2001	Georgia Southern (8)	11	410	37.3
2002	Georgia Southern (6)	14	493	35.2
2003	Wofford (52)	13	374	28.8

Scoring Defense

Year	Team	G	Pts	PPG
1953	Furman	9	100	11.1
1954	Richmond	9	54	6.0
1955	Richmond	9	82	9.1
1956	George Washington	10	81	8.1
1957	VMI	10	101	10.1
1958	VMI	10	99	9.9
1959	VMI	10	93	9.3
1960	The Citadel	10	66	6.6
1961	VMI	10	105	10.5
1962	VMI	10	119	11.9
1963	Virginia Tech	10	125	12.5
1964	Davidson	9	152	16.9
1965	East Carolina	9	83	9.2
1966	William & Mary	10	144	14.4
1967	West Virginia	10	117	11.7
1968	Richmond	10	129	12.9
1969	Richmond	10	170	17.0
1970	Furman	11	204	18.5
1971	Richmond	10	159	15.9
1972	Richmond	10	150	15.0
1973	Richmond	10	112	11.2
1974	Furman	11	166	15.1
1975	The Citadel	11	97	8.8
1976	East Carolina	11	116	10.5
1977	VMI	11	15	14.1
1978	Chattanooga	11	192	17.5
1979	East Tennessee State	11	150	13.6
1980	Furman	11	177	16.1
1981	The Citadel	11	151	13.7
1982	Chattanooga (7)	11	137	12.5
1983	Furman (4)	11	107	9.7
1984	Western Carolina	11	166	15.1
1985	Appalachian State (1)	11	109	9.9
1986	Appalachian State (5)	11	148	13.5
1987	Appalachian State (2)	11	126	11.5
1988	Furman (1)	11	107	9.7
1989	Furman (4)	11	135	12.3
1990	Marshall (7)	11	162	14.7
1991	The Citadel (19)	11	183	16.6
1992	The Citadel (1)	11	143	13.0
1993	Marshall (1)	11	123	11.2
1994	Marshall (7)	11	152	13.8
1995	Georgia Southern	11	168	15.3
1996	Marshall (9)	11	153	13.9
1997	Georgia Southern (16)	11	176	16.0
1998	Appalachian State (10)	11	160	14.5
1999	Georgia Southern (5)	11	171	15.5
2000	Furman (14)	11	178	16.2
2001	Georgia Southern (4)	11	132	12.0
2002	Georgia Southern (7)	14	190	13.6
2003	Wofford (3)	13	183	14.1
2004	Furman (8)	13	216	16.6

Coaching Records



Most Victories

128	Jerry Moore, Appalachian State (1989-2004)
110	Wallace Wade, Duke (1931-1941; 1946-1950)
77	D.C. Walker, Wake Forest (1937-1950)
69	Frank Howard, Clemson (1940-1952)
69	Dick Sheridan, Furman (1978-1985)
68	H.C. Byrd, Maryland (1921-1934)
66	Jimmy Satterfield, Furman (1986-1993)
66	Bob Waters, Western Carolina (1977-1988)
64	Jim Donnan, Marshall (1990-1995)
62	Paul Johnson, Georgia Southern (1997-2001)
62	John McKenna, VMI (1953-1965)
60	Bobby Johnson, Furman (1994-2001)
60	Bob King, Furman (1958-1972)

Average Wins Per Season (Min. three seasons)

12.4	Paul Johnson, Georgia Southern (1997-2001; 62 in five seasons)
10.7	Jim Donnan, Marshall (1990-95; 64 in six seasons)
9.0	Mike Sewak, Georgia Southern (2002-04; 27 in 3 seasons)
8.6	Dick Sheridan, Furman (1978-85; 69 in eight seasons)
8.3	Joe Morrison, Chattanooga (1977-79; 25 in three seasons)
8.3	George Chaump, Marshall (1986-89; 33 in four seasons)
8.3	Jimmy Satterfield, Furman (1986-93; 66 in eight seasons)
8.3	Tim Stowers, Georgia Southern (1993-95; 25 in three seasons)
8.0	Jerry Moore, Appalachian State (1989-2004; 128 in 16 seasons)
8.0	Bobby Lamb, Furman (2002-04; 24 in 3 seasons)
8.0	Pat Dye, East Carolina (1974-76; 24 in three seasons)
7.7	Jim Tatum, Maryland (1947-52; 46 in six seasons)
7.6	Sparky Woods, Appalachian State (1984-88; 38 in five seasons)

Winning Percentage (min. three seasons)

86.1	Paul Johnson, Georgia Southern (1997-2001; 62-10)
79.7	Jim Tatum, Maryland (1947-52; 46-11-2)
78.8	Joe Morrison, Chattanooga (1977-79; 25-6-2)
78.2	Carl Voyles, William & Mary (1939-42; 29-7-3)
75.3	Jim Donnan, Marshall (1990-95; 64-21)
74.5	Dick Sheridan, Furman (1978-85; 69-23-2)
74.2	Wallace Wade, Duke (1931-41, 1946-50; 110-36-7)
73.0	Mike Sewak, Georgia Southern (2002-04; 27-10)
72.7	Pat Dye, East Carolina (1974-76; 24-9)
70.0	Jack Faber, Maryland (1935-37; 21-9)
68.9	Jimmy Satterfield, Furman (1986-93; 66-29-3)
68.1	Ray Wolf, North Carolina (1936-41; 38-17-3)
67.6	Tim Stowers, Georgia Southern (1993-95; 25-12)
66.7	Jerry Moore, Appalachian State (1989-2004; 128-64)
66.7	Bobby Lamb, Furman (2002-04; 24-12)
67.0	Bill Oliver, Chattanooga (1980-83; 29-14-1)
67.0	George Chaump, Marshall (1986-89; 33-16-1)

Most Seasons

16	Jerry Moore, Appalachian State (1989-2004)
16	Wallace Wade, Duke (1931-1941; 1946-1950)
15	Ed Merrick, Richmond (1951-1965)
15	Bob King, Furman (1958-1972)
14	H.C. Byrd, Maryland (1921-1934)
14	D.C. Walker, Wake Forest (1937-1950)
14	Bob Thalman, VMI (1971-1984)
13	William Dole, Davidson (1952-1964)
13	Frank Howard, Clemson (1940-1952)
13	John McKenna, VMI (1953-1965)
12	Rex Enright, South Carolina (1938-1942; 1946-1952)
12	Bob Waters, Western Carolina (1977-1988)

NOTE: Records reflect seasons when each coach's teams were active members of the Southern Conference. **Current coaches in bold.**



Wallace Wade



Jim Donnan



Bob Waters



Jerry Moore



Paul Johnson

All-Conference Teams

(First-Team Players Only)



1933

E Red Negri, Virginia
 E Tom Rogers, Duke
 T Ray Burger, Virginia
 T Fred Crawford, Duke
 G Amos Bolen, Washington & Lee
 G George Barclay, North Carolina
 C Gene Wagner, Virginia
 B Al Casey, Virginia Tech
 B Earl Clary, South Carolina
 B Bob Cox, Duke
 B Horace Hendrickson, Duke

1934

E Dave Thomas, Virginia Tech
 E Earl Wentz, Duke
 T Gus Durner, Duke
 T Jim Tatum, North Carolina
 G George Barclay, North Carolina
 G Jack Dunlap, Duke
 C Steve Sabol, North Carolina State
 B Corkey Cornelius, Duke
 B Charlie Schaffer, North Carolina
 B Ace Parker, Duke
 B Norwood Sotherton, Maryland

1935

E Dick Buck, North Carolina
 E Johnny Leys, Virginia
 T Hugo Bonino, William & Mary
 T Gus Durner, Duke
 G Jim Farley, VMI
 G Jim Johnston, Duke
 C Steve Sabol, North Carolina State
 B Foots Dickerson, Virginia Tech
 B Bill Guckeyson, Maryland
 B Don Jackson, North Carolina
 B Ace Parker, Duke

1936

E Andy Bershak, North Carolina
 E Bob King, Furman
 T Joe Brunansky, Duke
 T Joe Caldwell, Duke
 G Jim Farley, VMI
 G Dick Johnston, Davidson
 C Dan Hill Jr., Duke
 B Bill Guckeyson, Maryland
 B Elmore Hackney, Duke
 B Jim Hutchins, North Carolina
 B Ace Parker, Duke

1937

E Andy Bershak, North Carolina
 E Herb Hudgins, Duke
 T Henry Bartos, North Carolina
 T Joe Brunansky, Duke
 G Woody Lipscomb, Duke
 G Elmer Wreen, North Carolina
 C Charlie Woods, Clemson
 B Elmore Hackney, Duke
 B Crowell Little, North Carolina
 B Jim Meade, Maryland
 B Paul Shu, VMI

1938

E Gus Goins, Clemson
 E Bolo Perdue, Duke
 T Ed Coon, North Carolina State
 T Steve Maronic, North Carolina
 G Louis Trunzo, Wake Forest
 G Fred York, Duke
 C Dan Hill Jr., Duke
 B Bob O'Mara, Duke
 B Paul Shu, VMI
 B George Stirnweiss, North Carolina
 B Eric Tipton, Duke

1939

E Joe Blalock, Clemson
 E Paul Severin, North Carolina
 T Dick Boisseau, William & Mary
 T Rupert Pate, Wake Forest
 G Allen Johnson, Duke
 G Frank Ribar, Duke
 C Ed Merrick, Richmond
 B George McAfee, Duke
 B Banks McFadden, Clemson
 B Roten Shetley, Furman
 B George Stirnweiss, North Carolina

1940

E Joe Blalock, Clemson
 E Paul Severin, North Carolina
 T Andy Fronczek, Richmond
 T Tony Ruffa, Duke
 G Bill Faircloth, North Carolina
 G Alex Winterspoon, Duke
 C Bob Barnett, Duke
 B Tony Gallovich, Wake Forest
 B Steve Lach, Duke
 B Jim Lelanne, North Carolina
 B Charlie Timmons, Clemson

1941

E Joe Blalock, Clemson
 E Bob Gantt, Duke
 T George Fritts, Clemson
 T Mike Karmazin, Duke
 G Carl Givler, Wake Forest
 G Garrard Ramsey, William & Mary
 C Bob Barnett, Duke
 B Harvey Johnson, William & Mary
 B Steve Lach, Duke
 B Stan Stasica, South Carolina
 B Charlie Timmons, Clemson

1942

E Bob Gantt, Duke
 E Glen Knox, William & Mary
 T Marvin Bass, William & Mary
 T Pat Preston, Wake Forest
 G Tom Burns, Duke
 G Garrard Ramsey, William & Mary
 C Lou Sossamon, South Carolina
 B John Cochran, Wake Forest
 B Tom Davis, Duke
 B Harvey Johnson, William & Mary
 B Joe Muha, VMI

1943

E Ben Cittadino, Duke
 E Ray Poole, North Carolina
 T John Maskas, North Carolina
 T Pat Present, Duke
 G Bill Milner, Duke
 G Jamie Myers, Duke
 C Bill Starford, Wake Forest
 B Tom Davis, Duke
 B Buddy Jumper, Duke
 B Hosea Rodgers, North Carolina
 B Nick Sacrinty, Wake Forest

1944

E Dave Harris, Wake Forest
 E Pat Thrash, South Carolina
 T John Kerns, Wake Forest
 T George Owen, Wake Forest
 G John Clowes, William & Mary
 G Ernie Knotts, Duke
 C Ralph Jenkins, Clemson
 B Elmer Barbour, Wake Forest
 B Gordon Carver, Duke
 B Tom Davis, Duke
 B Howard Turner, North Carolina State

1945

E Dave Harris, Wake Forest
 E Kelley Mote, Duke
 T Chi Mills, VMI
 T Knox Ramsey, William & Mary
 G Charley Garrison, Wake Forest
 G Ernie Knotts, Duke
 C Ralph Jenkins, Clemson
 B Lynn Chewing, VMI
 B George Clark, Duke
 B Nick Sacrinty, Wake Forest
 B Howard Turner, North Carolina State

1946

E Bill Chipley, Washington & Lee
 E Kelley Mote, Duke
 T Al DeRogatis, Duke
 T John Maskas, Virginia Tech
 G Bill Milner, Duke
 G Knox Ramsey, William & Mary
 C Bryant Meeks, South Carolina
 B Jack Cloud, William & Mary
 B Charlie Justice, North Carolina
 B Nick Sacrinty, Wake Forest
 B Howard Turner, North Carolina State

1947

E Bob Steckroth, William & Mary
 E Art Weiner, North Carolina
 T Chi Mills, VMI
 T Len Szafaryn, North Carolina
 G Knox Ramsey, William & Mary
 G Ed Royston, Wake Forest
 C Tommy Thompson, William & Mary
 B Jack Cloud, William & Mary
 B Fred Fogler Jr., Duke
 B Lou Gambino, Maryland
 B Charlie Justice, North Carolina

1948

E John O'Quinn, Wake Forest
 E Art Weiner, North Carolina
 T Louis Allen, Duke
 T Len Szafaryn, North Carolina
 G Frank Gillespie, Clemson
 G Bernie Watts, North Carolina State
 C Tommy Thompson, William & Mary
 B Jack Cloud, William & Mary
 B Bobby Gage, Clemson
 B Bill Gregus, Wake Forest
 B Charlie Justice, North Carolina

1949

E Vito Ragazzo, William & Mary
 E Art Weiner, North Carolina
 T Louis Allen, Duke
 T Ray Krouse, Maryland
 G Bob Hughes, William & Mary
 G Charlie Musser, North Carolina State
 C Irwin Holdash, North Carolina
 B Fred Cone, Clemson
 B Billy Cox, Duke
 B Bill Gregus, Wake Forest
 B Charlie Justice, North Carolina
 B Buddy Lex, William & Mary
 B Steve Wadiak, South Carolina

1950

E Glenn Smith, Clemson
 E Elmer Wingate, Maryland
 T Elmer Costa, North Carolina State
 T Jim Stator, Wake Forest
 G Bob Auffarth, Wake Forest
 G Bob Ward, Maryland
 C Irwin Holdash, North Carolina
 B Gil Bocetti, Washington & Lee
 B Fred Cone, Clemson
 B Billy Cox, Duke
 B Steve Wadiak, South Carolina

1951

E Jack Lewis, Wake Forest
 E Glenn Smith, Clemson
 T Elmer Costa, North Carolina State
 T Bill George, Wake Forest
 G Joe Duceck, North Carolina
 G Bob Ward, Maryland
 C Larry Smith, South Carolina
 B Gil Bocetti, Washington & Lee
 B Ed Mioduszewski, William & Mary
 B Ed Modzelewski, Maryland
 B Steve Wadiak, South Carolina

1952

E Jack Lewis, Wake Forest
 E Howard Pitt, Duke
 T Ben Dunkerley, West Virginia
 T Stan Jones, Maryland
 G Linwood Cox, William & Mary
 G Truet Grant, Duke
 C Louis Tepe, Duke
 B Bill Brehaney, VMI
 B Worth Lutz, Duke
 B Ed Mioduszewski, William & Mary
 B Jack Scarbath, Maryland

1953

E Richie Gaskell, George Washington
 E Bill Marker, West Virginia
 T Bruce Bosley, West Virginia
 T George Parozzo, William & Mary
 G Gene Lamone, West Virginia
 G Vince Perone, Furman
 C Steve Korcheck, George Washington
 B Tommy Allman, West Virginia
 B Bill Bowman, William & Mary
 B Johnny Mapp, VMI
 B Freddy Wyant, West Virginia

1954

E Billy Hillen, West Virginia
 E Tom Petty, Virginia Tech
 T Bruce Bosley, West Virginia
 T George Preas, Virginia Tech
 G Gene Lamone, West Virginia
 G Webster Williams, Furman
 C Chick Donaldson, West Virginia
 B Dickie Beard, Virginia Tech
 B Joe Marconi, West Virginia
 B Johnny Popson, Furman
 B Freddy Wyant, West Virginia

1955

E Walt Brodie, William & Mary
 E Paul Thompson, George Washington
 T Bruce Bosley, West Virginia
 T Bob Lusk, William & Mary
 G Gene Lathey, West Virginia
 G Jim Locke, Virginia Tech
 C Jack Prater, Virginia Tech
 B Bob Moss, West Virginia
 B Frank Paiczkowski, Richmond
 B Mike Sommer, George Washington
 B Freddy Wyant, West Virginia

1956

E Walt Brodie, William & Mary
 E Paul Thompson, George Washington
 T Dave Liddick, George Washington
 T Bill Underdonk, West Virginia
 G Gene Lathey, West Virginia
 G Joe Nicely, West Virginia
 C Chuck Howley, West Virginia
 B Larry Krutko, West Virginia
 B Jim Lugar, Virginia Tech
 B Charlie Sidwell, William & Mary
 B Sam Woolwine, VMI

All-Conference Teams

(First-Team Players Only)



1957

E Paul Maguire, The Citadel
 E Larry Peccatiello, William & Mary
 T Jim McFalls, VMI
 T Elliot Shaubach, William & Mary
 G Lou Farmer, VMI
 G Chuck Howley, West Virginia
 C Bill Rush, William & Mary
 B Bobby Jordan, VMI
 B Bob Schwarze, The Citadel
 B Mike Sommer, George Washington
 B Sam Woolwine, VMI

1958

E Carroll Dale, Virginia Tech
 E Ray Siminski, Furman
 T Jim McFalls, VMI
 T Ed Rutsch, George Washington
 G Dick Cleveland, The Citadel
 G Bob Frulla, George Washington
 C Jerry Borst, VMI
 B Ted Colna, George Washington
 B Billy Holsclaw, Virginia Tech
 B Sam Horner, VMI
 B Dick Longfellow, West Virginia

1959

E Carroll Dale, Virginia Tech
 E Paul Maguire, The Citadel
 T Pat Lamberti, Richmond
 T Mike Lashley, William & Mary
 G Bill Lopasky, West Virginia
 G Mike Zeno, Virginia Tech
 C Ron DeMelfi, George Washington
 B Dave Ames, Richmond
 B Howard Dyer, VMI
 B Alger Pugh, Virginia Tech
 B Sam Horner, VMI

1960

E Bob Coolbaugh, Richmond
 E Andy Guida, George Washington
 T Harry Rakowski, The Citadel
 T Allen Whittier, Virginia Tech
 G Lou Shuba, VMI
 G Mike Zeno, Virginia Tech
 C George Garrison, The Citadel
 B Tom Campbell, Furman
 B Howard Dyer, VMI
 B Don Kern, VMI
 B Earl Stoudt, Richmond

1961

E Bill Gilgo, The Citadel
 E Andy Guida, George Washington
 T Gene Breen, Virginia Tech
 T Bill Winter, West Virginia
 G Eric Erdossy, William & Mary
 G Keith Melenzyer, West Virginia
 C Don Christman, Richmond
 B Tom Campbell, Furman
 B Dick Drummond, Geo. Washington
 B Earley Eastburn, The Citadel
 B Earl Stoudt, Richmond

1962

E Charlie Brendle, The Citadel
 E Gene Heeter, West Virginia
 T John Sapinsky, William & Mary
 T Bill Welsh, VMI
 G Newt Green, Virginia Tech
 G Bob Soleau, William & Mary
 C Pete Goimarac, West Virginia
 B Dick Drummond, Geo. Washington
 B Glenn Holton, West Virginia
 B Elliott Keller, Furman
 B Jerry Yost, West Virginia

1963

E Pete Emelianchik, Richmond
 E Vince Petno, The Citadel
 T Gene Breen, Virginia Tech
 T Bill Welsh, VMI
 G Newt Green, Virginia Tech
 G Bob Soleau, William & Mary
 C Pete Goimarac, West Virginia
 B Dick Drummond, Geo. Washington
 B Bob Schweickert, Virginia Tech
 B Kenny Stoudt, Richmond
 B Sonny Utz, Virginia Tech

1964 (Offense)

E John Hilton, Richmond
 E Tommy Marvin, Virginia Tech
 T Jeff Craig, William & Mary
 T Doug McNeil, George Washington
 G Joe Missar, The Citadel
 G Craig Smith, William & Mary
 C Gary Barnette, West Virginia
 B Mike Lane, The Citadel
 B Gary Lyle, George Washington
 B Bob Schweickert, Virginia Tech
 B Sonny Utz, Virginia Tech

(Defense)

E George Pearce, William & Mary
 E Bill Sullivan, West Virginia
 T Doug McNeil, George Washington
 T John Turner, VMI
 LB Joe Missar, The Citadel
 LB Ken Whitley, Virginia Tech
 LB Don Young, West Virginia
 B Fred D'Orazio, George Washington
 B Mike Patterson, VMI
 B Joe Stromick, Richmond
 B Scott Swan, William & Mary

1965 (Offense)

E Bob Dunlevy, West Virginia
 E George Pearce, William & Mary
 T Steve Lapko, George Washington
 T Stan Lysick, West Virginia
 G Doug McNeil, George Washington
 G Ray Tate, Richmond
 C Tom Feola, William & Mary
 B Dave Alexander, East Carolina
 B Garrett Ford, West Virginia
 B Mike Holloran, George Washington
 B Dick Leftridge, West Virginia

(Defense)

E Pack Hindsley, Davidson
 E Bill Sullivan, West Virginia
 T Tony Buccino, William & Mary
 T John Turner, VMI
 LB Bob Gadkowski, William & Mary
 LB Bob Schmalzreidt, VMI
 LB Billy Turner, Furman
 B Francis Grant, The Citadel
 B Tom Metz, George Washington
 B Jim Lofrese, William & Mary
 B Dave Sprinkle, Davidson

1966 (Offense)

E Chuck Alberston, William & Mary
 E Robbie Hahn, Furman
 T Bob Andrews, Richmond
 T Denny Williamson, West Virginia
 G Walter Bostic, East Carolina
 G Brad Cashman, George Washington
 C Johnny Crew, East Carolina
 B Garrett Ford, West Virginia
 B Steve Molnar, George Washington
 B Jimmy Poole, Davidson
 B Larry Zurich, Richmond

(Defense)

E Bob Gadkowski, William & Mary
 E Norm Neverson, George Washington
 T Kevin Moran, East Carolina
 T Joe Neilson, William & Mary
 MG Dave Delgado, Richmond
 LB Adin Brown, William & Mary
 LB Baker Brown, West Virginia
 LB Bob Schmalzreidt, VMI
 B Robert Ellis, East Carolina
 B Cal McCombs, The Citadel
 B John Mallory, West Virginia

1967 (Offense)

E Jim Cavanaugh, William & Mary
 E Walker Gillette, Richmond
 T Brad Cashman, William & Mary
 T Kevin Moran, East Carolina
 G Bob Biddle, VMI
 G Terry Crum, Richmond
 C Robbie Patterson, Furman
 B Butch Colson, East Carolina
 B Bob Habsevich, VMI
 B Neal Hughes, East Carolina
 B Jimmy Poole, Davidson

(Defense)

E Bob Gadkowski, William & Mary
 E Danny Williamson, West Virginia
 T Dave Delgado, Richmond
 T George Henshaw, West Virginia
 MG Carl Crennell, West Virginia
 LB Adin Brown, William & Mary
 LB Bob Schmalzreidt, VMI
 LB John Small, The Citadel
 B Joe Isaac, The Citadel
 B John Mallory, West Virginia
 B Chip Young, William & Mary

1968 (Offense)

E Walker Gillette, Richmond
 E Mike Kelly, Davidson
 T Ralph Beatty, William & Mary
 T Wayne Fowler, Richmond
 G Bob Biddle, VMI
 G Ben Grieb, East Carolina
 C Bob Herb, William & Mary
 B Jim McMillian, The Citadel
 B Terry Morton, William & Mary
 B Buster O'Brien, Richmond
 B Gordon Slade, Davidson

(Defense)

E Mel Medved, Richmond
 E Buzz Montsinger, Richmond
 E Jim Rathbun, The Citadel
 T Don Tyson, East Carolina
 T Eddie Watkins, The Citadel
 MG Dick Irvin, Richmond
 MG Burt Waite, William & Mary
 LB Ken Diaz, The Citadel
 LB Pat Turchetta, Richmond
 B Jim Barton, William & Mary
 B Joe Isaac, The Citadel
 B Kerr Kump, VMI
 B Winston Whitehead, Richmond

1969 (Offense)

E Walker Gillette, Richmond
 E Mike Kelly, Davidson
 T Wayne Fowler, Richmond
 T Marion Glover, The Citadel
 G Terry Esterkamp, Davidson
 G Creig Tyler, The Citadel
 C Bob Herb, William & Mary
 B Bob Duncan, The Citadel
 B Charlie Richards, Richmond
 B Gordon Slade, Davidson
 B Billy Wightman, East Carolina
 K Ed Terry, Davidson

(Defense)

E Mel Medved, Richmond
 E Buzz Montsinger, Richmond
 T John Barelli, Richmond
 T Bruce Kasardo, Richmond
 T George Wheeler, East Carolina
 MG Dick Irvin, Richmond
 LB John Small, The Citadel
 LB Pat Turchetta, Richmond
 B Phil Bryan, The Citadel
 B Tom Duffey, William & Mary
 B Whit Morrow, Davidson
 B Winston Whitehead, Richmond

1970 (Offense)

E Dick Corrada, East Carolina
 E Jim Livesay, Richmond
 T Peyton Barton, Furman
 T Brian Bitton, Richmond
 T Butch Kersey, Furman
 G Don Dease, The Citadel
 G Jackson Neall, William & Mary
 C Bob Herb, William & Mary
 B Bob Duncan, The Citadel
 B Mike Mikolayunas, Davidson
 B Phil Mosser, William & Mary
 B Charlie Richards, Richmond
 K Don Cupit, VMI

(Defense)

E Jim Lee, The Citadel
 E Pat Morris, Richmond
 T John Barelli, Richmond
 T Bruce Dasarda, Richmond
 T Rich Peeler, East Carolina
 LB Wally Ake, William & Mary
 LB Chuck Cross, Furman
 B Ray Easterling, Richmond
 B Jim King, The Citadel
 B Paul Sclaro, William & Mary
 B Jeff Varnadoe, The Citadel

1971 (Offense)

E Brian Baima, The Citadel
 E David Knight, William & Mary
 T Mike Davitt, The Citadel
 T Pete Ramsey, VMI
 G Pat Hutto, The Citadel
 G Jackson Neall, William & Mary
 C Bob Conrad, Richmond
 B Jon Hall, The Citadel
 B Harry Lynch, The Citadel
 B Phil Mosser, William & Mary
 B Barty Smith, Richmond
 K Keith Clark, Richmond

(Defense)

E John Nugent, Richmond
 E David Shi, Furman
 T Milt Ignatius, Richmond
 T Rich Peeler, East Carolina
 MG Keith Dooley, Richmond
 LB Pat Kelly, Richmond
 LB Monty Kiernan, East Carolina
 B Ray Easterling, Richmond
 B Jack Patterson, East Carolina
 B Paul Sclaro, William & Mary
 B Jeff Varnadoe, The Citadel

All-Conference Teams

(First-Team Players Only)



1972 (Offense)

TE Stan Eure, East Carolina
 WR David Knight, William & Mary
 WR Walt Walker, Davidson
 T Andy Dearman, VMI
 T Dan Utley, Furman
 G Greg Troupe, East Carolina
 G Stan Victor, William & Mary
 C Joe Montgomery, William & Mary
 B Carlester Crumpler, East Carolina
 B Billy Meyers, Richmond
 B Carl Summerell, East Carolina
 K Terry Regan, William & Mary

(Defense)

E Ronnie Chappell, William & Mary
 E John Nugent, Richmond
 T Ron Reynolds, Appalachian State
 T Norman Seabrooks, The Citadel
 LB Pat Kelly, Richmond
 LB Danny Kepley, East Carolina
 LB Neal Rumble, The Citadel
 B Bob Loprete, Richmond
 B Rusty Markland, East Carolina
 B Vince Perone Jr., Furman
 B Paul Scolaro, William & Mary
 P Jay Jones, Richmond

1973 (Offense)

TE Dick Pawlewicz, William & Mary
 WR Stan Eure, East Carolina
 WR Walt Walker, Davidson
 T Andy Dearman, VMI
 T Dan Utley, Furman
 G Jim Amrhein, Richmond
 G Greg Troupe, East Carolina
 C Joe Montgomery, William & Mary
 QB Carl Summerell, East Carolina
 RB Carlester Crumpler, East Carolina
 RB Barty Smith, Richmond
 K Jim Woody, East Carolina

(Defense)

E Cary Godette, East Carolina
 E Lee Pearson, Richmond
 T Vic Moye, Richmond
 T Ron Reynolds, Appalachian State
 G Tony Cicoria, The Citadel
 LB Pat Kelly, Richmond
 LB Danny Kepley, East Carolina
 B Bob Loprete, Richmond
 B Mike Myrick, East Carolina
 B Vince Perone Jr., Furman
 B Gene Williams, VMI
 P Russell Brown, William & Mary

1974 (Offense)

TE Dick Pawlewicz, William & Mary
 WR Mike Mahoney, Richmond
 WR Ronnie Moore, VMI
 T Rick Bennett, East Carolina
 T Buddy Parrish, The Citadel
 G Andy Dearman, VMI
 G Jimbo Walker, East Carolina
 C Doug Hines, VMI
 QB Bill Deery, William & Mary
 RB Andrew Johnson, The Citadel
 RB Ronnie Norman, VMI
 RB Bill Schink, East Carolina
 K Jerry Harmon, Appalachian State

(Defense)

E Bill Anderson, Furman
 E Butch Strawderman, East Carolina
 T Kenny Moore, East Carolina
 T Ace Owens, Richmond
 MG Fred Snipes, Appalachian State
 LB Danny Kepley, East Carolina
 LB Brian Ruff, The Citadel
 B Jim Bolding, East Carolina
 B Larry McKenzie, Appalachian State
 B Vince Perone Jr., Furman
 B Mike Stewart, William & Mary
 P Joe Parker, Appalachian State

1975 (Offense)

TE Dickie Regan, The Citadel
 WR Ronnie Moore, VMI
 T Rodney Elam, Richmond
 T Andre Staton, Appalachian State
 G Jimbo Walker, East Carolina
 G Tom Sofield, Appalachian State
 G Gill Beck, Appalachian State
 QB Robbie Price, Appalachian State
 RB Emmitt Hamilton, Appalachian State
 RB Larry Robinson, Furman
 RB Kenny Strayhorn, East Carolina
 K Gary Davis, Appalachian State

1975 (Defense)

E Cary Godette, East Carolina
 E Mike Copley, Richmond
 T Willie Bryant, East Carolina
 T Dickie Childress, Richmond
 LB Larry Anderson, Furman
 LB Harold Randolph, East Carolina
 LB Brian Ruff, The Citadel
 B Jim Bolding, East Carolina
 B Ralph Ferguson, The Citadel
 B Mark Gordon, Furman
 B Quinton McKinney, Appalachian State
 P Joe Parker, Appalachian State

1976 (Offense)

TE Ken Cloud, William & Mary
 WR Dennis Holt, Appalachian State
 WR Tommy Southard, Furman
 T Ed Glackin, VMI
 T Jeff Holcomb, Furman
 G Wayne Bolt, East Carolina
 G Andre Staton, Appalachian State
 C Gill Beck, Appalachian State
 QB Tom Rozantz, William & Mary
 RB Eddie Hicks, East Carolina
 RB Andrew Johnson, The Citadel
 RB Jim Kruis, William & Mary
 K Craig Conaty, East Carolina

(Defense)

E Cary Godette, East Carolina
 E Bruno Schmalhofer, William & Mary
 T Jack Dove, East Carolina
 T Ned Stephanovich, VMI
 LB Larry Anderson, Furman
 LB Harold Randolph, East Carolina
 LB Brian Ruff, The Citadel
 B Jim Bolding, East Carolina
 B Ralph Ferguson, The Citadel
 B Gerald Hall, East Carolina
 B Reggie Pinkney, East Carolina
 P Joe Parker, Appalachian State

1977 (Offense)

TE Brette Simmons, Furman
 WR Mike Riley, The Citadel
 WR Wayne Tolleson, Western Carolina
 T Ken Cadle, Furman
 T Paul Edmondson, Chattanooga
 G Joe Petosa, Chattanooga
 G Tom Replogie, VMI
 C Gill Beck, Appalachian State
 QB Mike Pusey, Western Carolina
 RB Andre Gibson, VMI
 RB Darrell Lipford, Western Carolina
 K Craig Jones, VMI

(Defense)

E Greg Arnett, VMI
 E Bobby Church, Furman
 T Ronnie Powe, Chattanooga
 T Ned Stephanovich, VMI
 G Tony Sparks, The Citadel
 LB Kenny Caldwell, The Citadel
 LB Glen Jones, VMI
 B Russell Gambrell, Furman
 B Paul Gillis, The Citadel
 B Gary McNeal, VMI
 B Kenny Mitchell, Chattanooga
 P Greg Cater, Chattanooga

1978 (Offense)

TE Brette Simmons, Furman
 WR Rick Beasley, Appalachian State
 WR Gerald Harp, Western Carolina
 T Bob Bookmiller, VMI
 T Paul Edmondson, Chattanooga
 G Joe Petosa, Chattanooga
 G Robbie Vannoy, Western Carolina
 C Rickey Young, Furman
 QB David Henderson, Furman
 RB Scott McConnell, Appalachian State
 RB Mark Stowers, Furman
 K Craig Jones, VMI

(Defense)

E George Alston, Western Carolina
 E Frank Jordan, Chattanooga
 E Sami Killman, Appalachian State
 T Jacob Burney, Chattanooga
 T Kevin Morgan, Furman
 MG Ty Smith, Western Carolina
 LB Kenny Caldwell, The Citadel
 LB Pat Murphy, Appalachian State
 B Willie Carpenter, Western Carolina
 B Russell Gambrell, Furman
 B Paul Gillis, The Citadel
 B Thomas Gunn, Western Carolina
 P Greg Cater, Chattanooga

1979 (Offense)

TE Orion Rust, The Citadel
 WR Rick Beasley, Appalachian State
 WR Gerald Harp, Western Carolina
 T John Burke, The Citadel
 T Doug Patterson, Chattanooga
 T John Shuman, VMI
 G David Kreber, The Citadel
 G Roderick Moore, Chattanooga
 C Paul Wright, Chattanooga
 QB Mark Hutsell, East Tennessee State
 RB Floyd Allen, VMI
 RB Gwain Durden, Chattanooga
 K Craig Jones, VMI

(Defense)

E Mike Adams, The Citadel
 E Frank Jordan, Chattanooga
 E Jeff Snipes, Furman
 T Jacob Burney, Chattanooga
 T Kevin Morgan, Furman
 T Bobby Peche, Western Carolina
 LB Bruce Gheesling, Furman
 LB Alfonso McCloud, Chattanooga
 LB Ricky Smith, Western Carolina
 B Walt Bellamy, VMI
 B Willie Carpenter, Western Carolina
 B Paul Gillis, The Citadel
 B Jay Megna, East Tennessee State
 P Greg Cater, Chattanooga

1980 (Offense)

TE Eddie McGill, Western Carolina
 WR Rick Beasley, Appalachian State
 WR Gerald Harp, Western Carolina
 T Charlie Anderson, Furman
 T Richard Farrier, The Citadel
 G Mike Coleman, Furman
 G John Olson, Appalachian State
 C Robert Lee, Chattanooga
 QB Steve Brown, Appalachian State
 RB Floyd Allen, VMI
 RB Mike Glenn, Furman
 RB Stump Mitchell, The Citadel
 K Barry Childers, Marshall

1980 (Defense)

E Dale McLarty, The Citadel
 E Jerry Moses, Appalachian State
 E Jeff Snipes, Furman
 T Jacob Burney, Chattanooga
 T Kevin Morgan, Furman
 LB Bruce Gheesling, Furman
 LB Ricky Smith, Western Carolina
 LB Willie Yates, Chattanooga
 B Chris Buono, Furman

B Mike Eden, VMI
 B Mike Hunt, Chattanooga
 B Jeff Vincent, Appalachian State
 P John Johnson, Furman

1981 (Offense)

TE Byron Lee, Furman
 WR Jeff Dean, Western Carolina
 T Charlie Anderson, Furman
 T Steve Lloyd, Furman
 T Curtis Rouse, Chattanooga
 G Mike Coleman, Furman
 G Jay Lasek, VMI
 C Austin Beckham, VMI
 QB Tim Sorrells, Furman
 RB Floyd Allen, VMI
 RB Stanford Jennings, Furman
 RB Danny Miller, The Citadel
 K Tim Tanguay, Furman
 B Donnie Cook, East Tennessee State
 B Mike Hunt, Chattanooga
 B Carl Lee, Marshall
 P John Johnson, Furman

(Defense)

E Felix Andrews, Furman
 E Wade Foltz, VMI
 T Sedrick Brown, The Citadel
 T Willie Little, Chattanooga
 NG Jim Ettari, The Citadel
 LB Bruce Gheesling, Furman
 LB Melvin Rucker, VMI
 B Bruce Alexander, The Citadel
 B Jeff Burke, Furman
 B Donnie Cook, East Tennessee State
 B Mike Hunt, Chattanooga
 B Carl Lee, Marshall
 P John Johnson, Furman

1982 (Offense)

TE Tom Radle, VMI
 WR Eric Rasheed, Western Carolina
 T Greg Hochstetler, Chattanooga
 T Joe Pipczynski, The Citadel
 G Mike Coleman, Furman
 G Jay Lasek, VMI
 C Briggs Taylor, Furman
 QB Ronnie Mixon, Western Carolina
 RB Anthony James, Western Carolina
 RB Stanford Jennings, Furman
 RB Alvin Parker, Appalachian State
 K Dean Biasucci, Western Carolina

(Defense)

E Joey Abbney, Chattanooga
 E Louis Cooper, Western Carolina
 T Jim Ettari, The Citadel
 T Willie Little, Chattanooga
 NG Troy Phillips, Furman
 LB Billy Hall, Furman
 LB Melvin Rucker, VMI
 B Mark Bridgman, Furman
 B Donnie Cook, East Tennessee State
 B Carl Lee, Marshall
 B Gib McEachran, Furman
 P Jon Howell, Chattanooga

1983 (Offense)

TE Bill West, The Citadel
 WR Eric Rasheed, Western Carolina
 T Paul Johannessen, Furman
 T Mike Nease, Chattanooga
 G Ed Boyd, Appalachian State
 G Dan Sleet, Furman
 C Steve Taylor, Western Carolina
 QB David Charpia, Furman
 RB Melvin Dorse, Western Carolina
 RB Larry Fourqurean, Marshall
 RB Stanford Jennings, Furman
 K Dean Biasucci, Western Carolina

All-Conference Teams

(First-Team Players Only)



(Defense)

E Bernard Jones, Western Carolina
 E Steve Kurtz, Chattanooga
 T Mark Buffamoyer, Western Carolina
 T Bob Standifer, Chattanooga
 LB Buck Coatney, Furman
 LB Ricky Pate, Western Carolina
 LB Glen Richardson, Chattanooga
 B Glenn Bates, Marshall
 B Mark Bridgman, Furman
 B Ernest Gibson, Furman
 B Tiger Greene, Western Carolina
 P Pat Velarde, Marshall

1984 (Offense)

TE Fred Johnson, The Citadel
 TE Steve Pancham, VMI
 WR Victor Frazier, The Citadel
 WR Eric Rasheed, Western Carolina
 T Jim Gabrish, The Citadel
 T Mike Herndon, Western Carolina
 G Ed Boyd, Appalachian State
 G Brent Johnson, Chattanooga
 C Steve Taylor, Western Carolina
 QB Jeff Gilbert, Western Carolina
 RB Artis Edwards, Chattanooga
 RB Robbie Gardner, Furman
 K Kirk Roach, Western Carolina

(Defense)

E Louis Cooper, Western Carolina
 E David Ferrell, East Tennessee State
 T Mark Buffamoyer, Western Carolina
 T Bob Standifer, Chattanooga
 MG Randall Mitchell, Chattanooga
 LB Rock Hurst, Furman
 LB Glen Richardson, Chattanooga
 B Tiger Greene, Western Carolina
 B David McCrary, Chattanooga
 B Jerome Norris, Furman
 B Gary Zingler, East Tennessee State
 P Steve Kornegay, Western Carolina

1985 (Offense)

TE Alonzo Carmichael, W. Carolina
 WR Chas Fox, Furman
 WR Lee Glaze, The Citadel
 T Mike Calloway, Appalachian State
 T Jim Gabrish, The Citadel
 G Brent Johnson, Chattanooga
 G Charles Stephenson, W. Carolina
 C Gene Reeder, Furman
 QB Bobby Lamb, Furman
 RB Brian Jager, Furman
 RB John Settle, Appalachian State
 K Kirk Roach, Western Carolina

1985 (Defense)

E Chris Melick, Appalachian State
 E Clyde Simmons, Western Carolina
 T Anthony Downs, Appalachian State
 T Mike Makens, Chattanooga
 LB Dino Hackett, Appalachian State
 LB Glen Richardson, Chattanooga
 B Phillip Aldridge, Chattanooga
 B Mike Mayo, VMI
 B Struggy Smith, Appalachian State
 B Steve Squire, Furman
 P George Cimadevilla, E. Tennessee St.

1986 (Offense)

TE Alonzo Carmichael, W. Carolina
 WR Mike Barber, Marshall
 WR Vincent Nowell, Western Carolina
 T Mike Calloway, Appalachian State
 T Mark Cook, East Tennessee State
 G Alex Albert, Furman
 G Steve Hall, Western Carolina
 C Sam Manos, Marshall
 QB Willie Perkins, Western Carolina
 RB Robbie Gardner, Furman
 RB John Settle, Appalachian State
 K Kirk Roach, Western Carolina

(Defense)

L Anthony Down, Appalachian State
 L Phillip Ferguson, Furman
 L Mike Makens, Chattanooga
 L Scott Thompson, The Citadel
 LB Cedric Felton, Appalachian State
 LB Darryl Gardner, Furman
 LB Willie Greenway, Chattanooga
 B Jimmy Armstrong, Appalachian State
 B Fred Davis, Western Carolina
 B Jerome Norris, Furman
 B Steve Squire, Furman
 P George Cimadevilla, E. Tennessee St.

1987 (Offense)

TE Sean Doctor, Marshall
 WR Mike Barber, Marshall
 WR Vincent Nowell, Western Carolina
 T Fe Cowan, Furman
 T James Hardman, Appalachian State
 G Alex Albert, Furman
 G Steve Hall, Western Carolina
 C Terry Poore, Appalachian State
 QB Tony Petersen, Marshall
 RB John Bagwell, Furman
 RB Ron Darby, Marshall
 K Kirk Roach, Western Carolina

(Defense)

L Tony Bowick, Chattanooga
 L Anthony Downs, Appalachian State
 L Phillip Ferguson, Furman
 L Scott Thompson, The Citadel
 LB Kenny Blaknell, Appalachian State
 LB Zach Ervin, Chattanooga
 LB Darryl Gardner, Furman
 B Derrick Harris, East Tennessee State
 B Mike Mayo, VMI
 B Mark Snyder, Marshall
 B Reggie Solomon, Chattanooga
 P Tony Cox, Appalachian State

1988 (Offense)

TE Sean Doctor, Marshall
 WR Mike Barber, Marshall
 WR Mark Stock, VMI
 T Fe Cowan, Furman
 T Derrick Graham, Appalachian State
 G Carlos Avalos, The Citadel
 G John Halford, Marshall
 C Steve Duggan, Furman
 QB Gene Brown, The Citadel
 QB John Gregory, Marshall
 RB Ron Darby, Marshall
 RB Adrian Johnson, The Citadel
 K Bjorn Nittmo, Appalachian State

(Defense)

L Tony Bowick, Chattanooga
 L Kelly Fletcher, Furman
 L Geno Segers, Western Carolina
 L Jimmy Snowden, Appalachian State
 LB Jeff Blankenship, Furman
 LB Willie Greenway, Chattanooga
 LB Pete Long, The Citadel
 B J.D. Cauthen, The Citadel
 B Julius Dixon, Furman
 B Toussaint Kennedy, Western Carolina
 B Mike Lowman, Chattanooga
 P Billy Smith, Chattanooga

1989 – Coaches

(Offense)

TE Eric Ihnat, Marshall
 TE Greg Key, Furman
 WR Phillip Florence, The Citadel
 WR Andre Motley, Marshall
 T David Ewart, East Tennessee State
 T Derrick Graham, Appalachian State
 G David Adams, Furman
 G Ricky Bray, Chattanooga
 C Steve Duggan, Furman
 QB John Gregory, Marshall
 RB Ritchie Melchor, Appalachian State

RB George Searcy, East Tennessee State

K Dewey Klein, Marshall

(Defense)

OLB Kelly Fletcher, Furman
 OLB Chris Roper, Furman
 L Troy Boeck, Chattanooga
 L Allen Edwards, Furman
 L Brian Pitts, Furman
 ILB Junior Jackson, Chattanooga
 ILB Kevin Kendrick, Furman
 B Keith Collins, Appalachian State
 B Gary Dandridge, Appalachian State
 B Derrick Harris, East Tennessee State
 B Pat Turner, Furman
 P Pumpu Tudors, Chattanooga

1989 – Media

(Offense)

TE Eric Ihnat, Marshall
 WR Phillip Florence, The Citadel
 WR Andre Motley, Marshall
 T Rick Brodsky, The Citadel
 T Derrick Graham, Appalachian State
 G David Adams, Furman
 G Ricky Bray, Chattanooga
 C Steve Duggan, Furman
 QB Frankie DeBusk, Furman
 RB James Roberts, Chattanooga
 RB George Searcy, East Tennessee State
 K Dewey Klein, Marshall

1989 (Defense)

L Troy Boeck, Chattanooga
 L Kelly Fletcher, Furman
 L Avery Hall, Appalachian State
 L Brian Pitts, Furman
 LB Junior Jackson, Chattanooga
 LB Kevin Kendrick, Furman
 LB Chris Roper, Furman
 B Keith Collins, Appalachian State
 B Gary Dandridge, Appalachian State
 B Pat Turner, Furman
 B Derrick Willis, Chattanooga
 P Pumpu Tudors, Chattanooga

1990 – Coaches

(Offense)

TE Erick Ihnat, Marshall
 WR Donald Lipscomb, Furman
 WR Andre Motley, Marshall
 T David Ewart, East Tennessee State
 T Kyle Lowery, Furman
 G DeRhon Robinson, The Citadel
 G Eric Walter, Furman
 C Steve Duggan, Furman
 QB Frankie DeBusk, Furman
 RB Derrick Hollins, East Tennessee State
 RB Carl Tremble, Furman
 K Mike Shoun, East Tennessee State

(Defense)

E Tony Hill, Chattanooga
 E Rico Mack, Appalachian State
 L Troy Boeck, Chattanooga
 L Allen Edwards, Furman
 L Avery Hall, Appalachian State
 ILB Kevin Kendrick, Furman
 ILB J.J. Davis, The Citadel
 ILB Dwayne Pelham, Appalachian State
 B Brance Draine, Chattanooga
 B Derek Grier, Marshall
 B Ivan Johnson, Furman
 B Lester Smith, The Citadel
 P Pumpu Tudors, Chattanooga

1990 – Media

(Offense)

TE Eric Ihnat, Marshall
 WR Donald Lipscomb, Furman
 WR Andre Motley, Marshall
 T Kyle Lowery, Furman
 T Greg Barnette, Appalachian State
 T Carey Cash, The Citadel
 G DeRhon Robinson, The Citadel

G Eric Walter, Furman
 C Steve Duggan, Furman
 QB Frankie DeBusk, Furman
 RB Derrick Hollins, East Tennessee State
 RB Carl Tremble, Furman
 K Rodney Allen, Chattanooga

(Defense)

L Troy Beck, Chattanooga
 L Allen Edwards, Furman
 L Billy Glanton, Chattanooga
 L Tony Hill, Chattanooga
 LB J.J. Davis, The Citadel
 LB Kevin Kendrick, Furman
 LB Rico Mack, Appalachian State
 B Joe Chirico, Marshall
 B Brance Draine, Chattanooga
 B Jason Grant, Furman
 B Ivan Johnson, Furman
 P Pumpu Tudors, Chattanooga

1991 – Coaches

(Offense)

TE Paul Siffri, Furman
 WR Donald Lipscomb, Furman
 WR Brian Dowler, Marshall
 WR Shoun Habersham, Chattanooga
 T Carey Cash, The Citadel
 T Madison Sayre, Marshall
 G Kitt Hill, Appalachian State
 G Eric Walter, Furman
 C Lorenzo Carpenter, VMI
 QB Michael Payton, Marshall
 RB Chip Hooks, Appalachian State
 RB Carl Tremble, Furman
 K Andrew Burr, Furman

(Defense)

E Albert Luke, Chattanooga
 E Rico Mack, Appalachian State
 L Allen Edwards, Furman
 L Avery Hall, Appalachian State
 L Mike Perfetti, VMI
 ILB Murphy Duckett, East Tennessee St.
 ILB Kota Suttle, Furman
 B Gary Dandridge, Appalachian St.
 B Mike Ratcliff, Furman
 B Lester Smith, The Citadel
 B Jackie Washington, Chattanooga
 P Harold Alexander, Appalachian State

1991 – Media

(Offense)

TE Paul Siffri, Furman
 WR Brian Dowler, Marshall
 WR Donald Lipscomb, Furman
 T Carey Cash, The Citadel
 T Kyle Lowery, Furman
 G Phil Ratliff, Marshall
 G Eric Walter, Furman
 C Lorenzo Carpenter, VMI
 QB Michael Payton, Marshall
 RB Chip Hooks, Appalachian State
 RB Carl Tremble, Furman
 K Dewey Klein, Marshall

(Defense)

L Allen Edwards, Furman
 L Avery Hall, Appalachian State
 L Ryan Livezey, Furman
 L Mike Perfetti, VMI
 LB Rico Mack, Appalachian State
 LB Donahue Stephenson, Marshall
 LB Kota Suttle, Furman
 B Gary Dandridge, Appalachian State
 B Derek Grier, Marshall
 B Lester Smith, The Citadel
 B Jackie Washington, Chattanooga
 P Harold Alexander, Appalachian State

All-Conference Teams

(First-Team Players Only)



1992 – Coaches (Offense)

TE Mike Bartrum, Marshall
WR Troy Brown, Marshall
WR Craig Aiken, Western Carolina
T Carey Cash, The Citadel
T Johnny McKee, Marshall
G Todd Harkins, Western Carolina
G Phil Ratliff, Marshall
C Lorenzo Carpenter, VMI
QB Michael Payton, Marshall
RB Carl Tremble, Furman
RB Everette Sands, The Citadel
KR Kerry Hayes, Western Carolina
K Rodney Allen, Chattanooga

1992 – Coaches (Defense)

E Ryan Livezey, Furman
E Rico Mack, Appalachian State
L Avery Hall, Appalachian State
L Tony Johnson, Western Carolina
L Keenan Rhodes, Marshall
ILB Kota Suttle, Furman
ILB Brent David, Appalachian State
B Lester Smith, The Citadel
B Willie Williams, Western Carolina
B Torrence Forney, The Citadel
B Julius Grant, Western Carolina
P Harold Alexander, Appalachian State

1992 – Media (Offense)

TE Mike Bartrum, Marshall
WR Troy Brown, Marshall
WR Craig Aiken, Western Carolina
T Carey Cash, The Citadel
T Chris Deaton, Marshall
G Phil Ratliff, Marshall
G Lance Hansen, The Citadel
C Lorenzo Carpenter, VMI
QB Michael Payton, Marshall
RB Carl Tremble, Furman
RB Everette Sands, The Citadel
KR Kerry Hayes, Western Carolina
K Rodney Allen, Chattanooga

(Defense)

L Avery Hall, Appalachian State
L Sean Swoope, Appalachian State
L Ryan Livezey, Furman
L (tie) Bryan Litton, Marshall
and Milan Sterling, Furman
LB Kota Suttle, Furman
LB Rico Mack, Appalachian State
LB Shannon King, Marshall
B Lester Smith, The Citadel
B Torrence Forney, The Citadel
B Willie Williams, Western Carolina
B Andre Worrell, Furman
P Harold Alexander, Appalachian State

1993 – Coaches (Offense)

TE Andrew Jordan, Western Carolina
WR Jeff Johnson, East Tennessee State
WR Craig Aiken, Western Carolina
T Chris Deaton, Marshall
T Thomas Jackson, Western Carolina
G Trevor Thomas, Marshall
G Miguel Ayoub, Georgia Southern
C Wes Greenwell, Western Carolina
QB Todd Donnan, Marshall
RB Chris Parker, Marshall
RB Everette Sands, The Citadel
KR Kerry Hayes, Western Carolina
K Reed Haley, Georgia Southern

(Defense)

E Ryan Livezey, Furman
E Rodney Garrett, Marshall
L Alex Mash, Georgia Southern
L Tony Johnson, Western Carolina
L Mike Hardy, Furman
ILB William King, Marshall
ILB Milan Sterling, Furman

DB Andre Worrell, Furman
DB Julius Grant, Western Carolina
DB Roger Johnson, Marshall
DB Shawn Austin, Georgia Southern
P Ronnie McCutchan, Furman

1993 – Media (Offense)

TE Demarko Kemp, Chattanooga
WR Jeff Johnson, East Tennessee State
WR Ricky Carter, Marshall
T Chris Deaton, Marshall
T Thomas Jackson, Western Carolina
G Miguel Ayoub, Georgia Southern
G Trevor Thomas, Marshall
C Wes Greenwell, Western Carolina
QB Lonnie Galloway, Western Carolina
RB Chris Parker, Marshall
RB Chip Hooks, Appalachian State
KR Kerry Hayes, Western Carolina
K Jim Richter, Furman

(Defense)

L Alex Mash, Georgia Southern
L Ryan Livezey, Furman
L Rodney Garrett, Marshall
L Tony Johnson, Western Carolina
LB William King, Marshall
LB Milan Sterling, Furman
LB Tom Bodine, Western Carolina
DB Andre Worrell, Furman
DB Roger Johnson, Marshall
DB Julius Grant, Western Carolina
DB Detric Cummings, The Citadel
P Ronnie McCutchan, Furman

1994 – Coaches (Offense)

TE Luther Broughton, Furman
WR Jeff Johnson, East Tennessee State
WR Craig Aiken, Western Carolina
T William Pannell, Marshall
T Brad Ohrt, Appalachian State
G Isaac Ferrell, Georgia Southern
G Levi Davis, The Citadel
C Franklin Stephens, Georgia Southern
QB Todd Donnan, Marshall
RB Chris Parker, Marshall
RB Thomas Haskins, VMI
KR Kerry Hayes, Western Carolina
K Jim Richter, Furman

(Defense)

DL William Peebles, Appalachian State
DL James Russell, East Tennessee State
DL Billy Lyon, Marshall
DL Billy Bumper, Western Carolina
LB Dexter Coakley, Appalachian State
LB Paul Carroll, Georgia Southern
LB Brian Stump, Marshall
DB Matt Stevens, Appalachian State
DB Roger Johnson, Marshall
DB Shannon Morrison, Marshall
DB Jon Jenkins, Western Carolina
P Travis Colquitt, Marshall

1994 – Media (Offense)

TE Demarko Kemp, Chattanooga
WR Jeff Johnson, East Tennessee State
WR Craig Aiken, Western Carolina
T William Pannell, Marshall
T Brian Fisher, Furman
G Aaron Ferguson, Marshall
G Brad Ohrt, Appalachian State
C Wes Greenwell, Western Carolina
QB Todd Donnan, Marshall
RB Chris Parker, Marshall
RB Thomas Haskins, VMI
KR Kerry Hayes, Western Carolina
K Jim Richter, Furman

1994 Media (Defense)

DL William Peebles, Appalachian State
DL Chip Miller, Appalachian State
DL Billy Lyon, Marshall
DL B.J. Cohen, Marshall
LB Dexter Coakley, Appalachian State
LB Tom Bodine, Western Carolina
LB Micah Young, The Citadel
DB Shannon Morrison, Marshall
DB Roger Johnson, Marshall
DB Matt Stevens, Appalachian State
DB Jon Jenkins, Western Carolina
P Travis Colquitt, Marshall

1995 – Coaches (Offense)

TE Jermaine Wiggins, Marshall
WR Tim Martin, Marshall
WR Terrell Owens, Chattanooga
OT William Pannell, Marshall
OT Chad Groover, Appalachian State
OG Aaron Ferguson, Marshall
OG Shawn Clark, Appalachian State
C Scott Kadlub, Appalachian State
QB Scott Satterfield, Appalachian State
RB Thomas Haskins, VMI
RB Chris Parker, Marshall
KR Dexter Dawson, Georgia Southern
PK Jay Sutton, Appalachian State

(Defense)

DL Billy Lyon, Marshall
DL James Russell, East Tennessee State
DL B.J. Cohen, Marshall
DL Derek Summerour, Western Carolina
LB Dexter Coakley, Appalachian State
LB Jermaine Swofford, Marshall
LB Larry McCloud, Marshall
DB Matt Stevens, Appalachian State
DB Donnie Abraham, E. Tennessee State
DB Brancis Williams, Georgia Southern
DB Jamie Coleman, Appalachian State
P Josh Siefken, Chattanooga

1995 – Media (Offense)

TE Luther Broughton, Furman
WR Terrell Owens, Chattanooga
WR David Patten, Western Carolina
OT William Pannell, Marshall
OT Chad Groover, Appalachian State
OG Aaron Ferguson, Marshall
OG Shawn Clark, Appalachian State
C Scott Kadlub, Appalachian State
QB Scott Satterfield, Appalachian State
RB Thomas Haskins, VMI
RB Chris Parker, Marshall
KR Dexter Dawson, Georgia Southern
PK Tim Openlander, Marshall

(Defense)

DL B.J. Cohen, Marshall
DL Billy Lyon, Marshall
DL James Russell, East Tennessee State
DL Shawn Elliott, Appalachian State
LB Dexter Coakley, Appalachian State
LB Scott Belcher, The Citadel
LB Joe DiBernardo, Appalachian State
DB Matt Stevens, Appalachian State
DB Melvin Cunningham, Marshall
DB Donnie Abraham, E. Tennessee State
DB Jamie Coleman, Appalachian State
P Allen Guinn, Appalachian State

1996 – Coaches (Offense)

TE Luther Broughton, Furman
WR Tim Martin, Marshall
WR Randy Moss, Marshall
OT Chad Groover, Appalachian State
OT Jamie Wilson, Marshall
OG Aaron Ferguson, Marshall
OG Shawn Clark, Appalachian State
C John Wade, Marshall
QB Braniff Bonaventure, Furman
RB Thomas Haskins, VMI
RB Damon Scott, Appalachian State
PK Tim Openlander, Marshall
KR Tim Martin, Marshall

(Defense)

DL James Russell, East Tennessee State
DL Billy Lyon, Marshall
DL B.J. Cohen, Marshall
DL Edward Thomas, Georgia Southern
LB Dexter Coakley, Appalachian State
LB Larry McCloud, Marshall
LB Mike Rogers, VMI
DB Melvin Cunningham, Marshall
DB Ron Faugue, Chattanooga
DB Jeremy Osborne, Furman
DB Scott Smythe, Marshall
P Chris Hanson, Marshall

1996 – Media (Offense)

TE Luther Broughton, Furman
WR Randy Moss, Marshall
WR Tim Martin, Marshall
OT Chad Groover, Appalachian State
OT Derek Beres, The Citadel
OG Aaron Ferguson, Marshall
OG Shawn Clark, Appalachian State
C Scott Kadlub, Appalachian State
QB Eric Kresser, Marshall
RB Thomas Haskins, VMI
RB Damon Scott, Appalachian State
PK Tim Openlander, Marshall
KR Randy Moss, Marshall

(Defense)

DL Billy Lyon, Marshall
DL James Russell, East Tennessee State
DL B.J. Cohen, Marshall
DL Jackie Avery, Appalachian State
LB Dexter Coakley, Appalachian State
LB Larry McCloud, Marshall
LB Jermaine Swafford, Marshall
DB Melvin Cunningham, Marshall
DB Ron Faugue, Chattanooga
DB Gordon Fenderson, Appalachian St.
DB Cornell Lewis, VMI
P Chris Hanson, Marshall

1997 – Coaches (Offense)

TE Frank Leatherwood, Appalachian State
WR B.J. Adigun, East Tennessee State
WR Steffon Hawkins, Chattanooga
T Rich McGrath, Georgia Southern
T Sam Haynie, East Tennessee State
G Mark Williams, Georgia Southern
G Alvin Brown, The Citadel
C Dan Williams, Wofford
QB Bake Baker, Appalachian State
RB Roderick Russell, Georgia Southern
RB Brian Edwards, East Tennessee State
RET Carlos Frank, The Citadel
PK Eric Meng, Georgia Southern

All-Conference Teams

(First-Team Players Only)



(Defense)

L Bryan Dailer, Furman
 L Jackie Avery, Appalachian State
 L Adrian Luster, The Citadel
 L Voncellies Allen, Georgia Southern
 LB Mario Hankerson, East Tennessee State
 LB D.T. Tanner, Georgia Southern
 LB Orlando Ruff, Furman
 DB Jeremy Osborne, Furman
 DB Ron Faugue, Chattanooga
 DB Eric Johnson, Western Carolina
 DB Kevin Smith, The Citadel
 P Ken Hinsley, Western Carolina

1997 – Media (Offense)

TE Frank Leatherwood, Appalachian State
 WRB.J. Adigun, East Tennessee State
 WRStephon Hawkins, Chattanooga
 T Rich McGrath, Georgia Southern
 T David Sutton, East Tennessee State
 G Mark Williams, Georgia Southern
 G Tony Bequette, Appalachian State
 C Dan Williams, Wofford
 QB Bake Baker, Appalachian State
 RB Roderick Russell, Georgia Southern
 RB Brandon Walker, East Tennessee State
 RET Anthony Stringfield, E. Tenn. St.
 PK Eric Meng, Georgia Southern

(Defense)

L Bryan Dailer, Furman
 L Jackie Avery, Appalachian State
 L Adrian Luster, The Citadel
 L Kareem Robinson, Chattanooga
 LB Jay Thier, Furman
 LB Mario Hankerson, E. Tennessee State
 LB Chad Nighbert, Georgia Southern
 DB Ken Byrd, Appalachian State
 DB Ron Faugue, Chattanooga
 DB Jeremy Osborne, Furman
 DB Eric Johnson, Western Carolina
 P Ken Hinsley, Western Carolina

1998 – Coaches (Offense)

TE Frank Leatherwood, Appalachian State
 WRLamar Cooper, East Tennessee State
 WRDaryl Skinner, Appalachian State
 T Shawn Clark, Appalachian State
 T Dan Best, Western Carolina
 G Mark Williams, Georgia Southern
 G Cedrone Hodges, Appalachian State
 C Matt Winslette, Georgia Southern
 QB Greg Hill, Georgia Southern
 RB Adrian Peterson, Georgia Southern
 RB Brad Hoover, Western Carolina
 RET Carlos Frank, The Citadel
 PK Chris Chambers, Georgia Southern

(Defense)

L Voncellies Allen, Georgia Southern
 L Kenny Sanders, Chattanooga
 L Rocky Hunt, Appalachian State
 L Dary Myricks, The Citadel
 LB Kevin Peterson, East Tennessee State
 LB Orlando Ruff, Furman
 LB Eric Johnson, Western Carolina
 DB Daryl Morrell, Georgia Southern
 DB Arkee Thompson, Georgia Southern
 DB Chuch Payne, Appalachian State
 DB Earthwind Moreland, Georgia So.
 P Ken Hinsley, Western Carolina

1998 – Media (Offense)

TE Frank Leatherwood, Appalachian St.
 WRLamar Cooper, East Tennessee St.
 WRMark Hill, Chattanooga
 T Dan Best, Western Carolina
 T Rich McGrath, Georgia Southern
 G Mark Williams, Georgia Southern
 G Boo Robinson, Western Carolina
 C Matt Winslette, Georgia Southern
 QB Greg Hill, Georgia Southern
 RB Adrian Peterson, Georgia Southern
 RB Brad Hoover, Western Carolina
 RET Corey Joyner, Georgia Southern
 PK Chris Chambers, Ga. Southern

(Defense)

L Voncellies Allen, Ga. Southern
 L Eric Davis, Georgia Southern
 L Rocky Hunt, Appalachian State
 L Dary Myricks, The Citadel
 LB Kevin Peterson, East Tennessee St.
 LB Orlando Ruff, Furman
 LB Brett Chappell, Western Carolina
 DB Eric Johnson, Western Carolina
 DB Arkee Thompson, Ga. Southern
 DB Chuch Payne, Appalachian State
 DB Tony Young, Wofford
 P Ken Hinsley, Western Carolina

1999 – Media (Offense)

TE Trent Sansbury, Furman
 WRDes Kitchings, Furman
 WRCos DeMatteo, Chattanooga
 G Mark Williams, Georgia Southern
 G Ben Hall, Furman
 T Rich McGrath, Georgia Southern
 T Josh Moore, Furman
 C Chip Simmons, The Citadel
 QB Greg Hill, Georgia Southern
 RB Adrian Peterson, Ga. Southern
 RB Louis Ivory, Furman
 PK Josh Jones, Western Carolina
 KR Des Kitchings, Furman

(Defense)

L Rocky Hunt, Appalachian State
 L Voncellies Allen, Ga. Southern
 L Eugene Phillips, Ga. Southern
 L Jamie Lovern, Appalachian State
 LB Will Bouton, Furman
 LB Kevin Peterson, ETSU
 LB Derek Fudge, East Tennessee State
 DB John Keith, Furman
 DB Corey Hall, Appalachian State
 DB Earthwind Moreland, Ga. Southern
 DB Arkee Thompson, Ga. Southern
 P Brian Reilly, Appalachian State

1999 – Coaches (Offense)

TE Trent Sansbury, Furman
 WRDes Kitchings, Furman
 WRCos DeMatteo, Chattanooga
 G Mark Williams, Georgia Southern
 G Ben Hall, Furman
 T Rich McGrath, Georgia Southern
 T Josh Moore, Furman
 C Jim Beverly, ETSU
 QB Greg Hill, Georgia Southern
 RB Adrian Peterson, Ga. Southern
 RB Louis Ivory, Furman
 PK Josh Jones, Western Carolina
 KR Des Kitchings, Furman

(Defense)

L Rocky Hunt, Appalachian State
 L Voncellies Allen, Ga. Southern
 L Eugene Phillips, Ga. Southern
 L Jamie Lovern, Appalachian State
 LB Will Bouton, Furman
 LB Kevin Peterson, ETSU
 LB Derek Fudge, East Tennessee State
 DB John Keith, Furman
 DB Corey Hall, Appalachian State
 DB Earthwind Moreland, Ga. Southern
 DB Kiwaukee Thomas, Ga. Southern
 P Brian Reilly, Appalachian State

2000 – Media (Offense)

TE Daniel Wilcox, Appalachian State
 WRCos DeMatteo, Chattanooga
 WRRichmond Flowers, Chattanooga
 OT Josh Moore, Furman
 OT Billy Young, Appalachian State
 G Eric Nash, Wofford
 G Marty Priore, Furman
 C Tyler Elkins, Appalachian State
 QB Chris Sanders, Chattanooga
 RB Louis Ivory, Furman
 RB Adrian Peterson, Georgia Southern
 RS Richard Holland, VMI
 PK Matt Vick, Chattanooga

(Defense)

DT Brian Bodor, Wofford
 DT Jimmy Freeman, Appalachian State
 DT Josh Jeffries, Appalachian State
 DT Freddy Pesqueira, Georgia Southern
 LB Joe Best, Appalachian State
 LB Will Bouton, Furman
 LB Denny Haywood, The Citadel
 DB Nate Gates, Georgia Southern
 DB Corey Hall, Appalachian State
 DB Richard Holland, VMI
 DB Lavar Rainey, Georgia Southern
 P Nathan McKinney, Appalachian St.

2000 – Coaches (Offense)

TE Daniel Wilcox, Appalachian State
 WRTroy Albea, Appalachian State
 WRRichmond Flowers, Chattanooga
 T Josh Moore, Furman
 T Billy Young, Appalachian State
 G Marty Priore, Furman
 G Eric Nash, Wofford
 C Chris Stewart, Furman
 QB Chris Sanders, Chattanooga
 RB Louis Ivory, Furman
 RB Adrian Peterson, Georgia Southern
 RS Teray Frost, VMI
 PK Matt Vick, Chattanooga

(Defense)

DL Jimmy Freeman, Appalachian State
 DL Nathan Fuqua, Wofford
 DL Andre Miller, Western Carolina
 DL Freddy Pesqueira, Georgia Southern
 LB Will Bouton, Furman
 LB Joe Best, Appalachian State
 LB Rahim El Amin, East Tennessee St
 LB Denny Haywood, The Citadel
 DB Denario Smalls, East Tennessee St
 DB Richard Holland, VMI
 DB Nate Gates, Georgia Southern
 DB Corey Hall, Appalachian State
 P Nathan McKinney, Appalachian St

2001 – Media (Offense)

TE Trent Sansbury, Furman
 WR Cecil Moore, East Tennessee State
 WR Michael Banks, Western Carolina
 OT Wayne Smith, Appalachian State
 OT Donnie Littlejohn, Furman
 DL Nathan Fuqua, Wofford
 G Omar Nesbitt, The Citadel
 G Marty Priore, Furman
 C Chris Stewart, Furman
 QB J.R. Revere, Georgia Southern
 RB Louis Ivory, Furman
 RB Adrian Peterson Georgia Southern
 RS Brian Bratton, Furman
 PK Danny Marshall, Furman

(Defense)

DL Josh Jeffries, Appalachian State
 DL Ryan Watson, Appalachian State
 DL Freddy Pesqueira, Georgia Southern
 DL Nathan Fuqua, Wofford
 LB Justin Seavens, Appalachian State
 LB Travis Stephens, The Citadel
 LB Will Bouton, Furman
 DB Kevin Howard, The Citadel
 DB Shelvis Smith, Furman
 DB David Young, Georgia Southern
 DB Justin Fryer, Western Carolina
 P Jimmy Miner, Wofford

2001 – Coaches (Offense)

TE Trent Sansbury, Furman
 WRCecil Moore, East Tennessee State
 WRMichael Banks, Western Carolina
 OT Wayne Smith, Appalachian State
 OT Donnie Littlejohn, Furman
 G Omar Nesbitt, The Citadel
 G Marty Priore, Furman
 C Chris Stewart, Furman
 QB J. R. Revere, Georgia Southern
 RB Louis Ivory, Furman
 RB Adrian Peterson, Georgia Southern
 RS Brian Bratton, Furman
 PK Darren Brown, Wofford

(Defense)

DL Josh Jeffries, Appalachian State
 DL Ryan Watson, Appalachian State
 DL Freddy Pesqueira, Georgia Southern
 DL Nathan Fuqua, Wofford
 LB Justin Seavens, Appalachian State
 LB Travis Stephens, The Citadel
 LB Will Bouton, Furman
 DB Nygel Rogers, Appalachian State
 DB Kevin Howard, The Citadel
 DB David Young, Georgia Southern
 DB Justin Fryer, Western Carolina
 P Jimmy Miner, Wofford

2002 – Coaches (Offense)

TE Todd Bargella, Western Carolina
 WR Alvin (Scooter) Johnson, Citadel
 WR Michael Banks, Western Carolina
 OT James Vasquez, Appalachian State
 OT Steven Cain, Furman
 G Joe Patrick, Appalachian State
 G Trevor Kruger, Furman
 C Charles Clarke, Georgia Southern
 QB Chaz Williams, Georgia Southern
 QB Joey Gibson, VMI
 RB Nehemiah Broughton, Citadel
 RB Jesse McCoy, Wofford
 RS DaVon Fowlkes, Appalachian State
 PK Mark Wright, Appalachian State

(Defense)

DL K.T. Stovall, Appalachian State
 DL Josh Jeffries, Appalachian State
 DL Freddy Pesqueira, Georgia Southern
 DL Michale Spicer, Western Carolina
 DL Anthony Jones, Wofford
 LB Sam Smalls, Appalachian State
 LB Josh Cain, Chattanooga
 LB Joe Scott, Georgia Southern
 DB Derrick Black, Appalachian State
 DB Tony Tiller, East Tennessee State
 DB Gerald Sensabaugh, E. Tennessee St.
 DB David Young, Georgia Southern
 DB Ahmed Green, Western Carolina
 P Brent Barth, VMI

2002 – Media (Offense)

TE Willis Sudderth, Furman
 WR Alvin (Scooter) Johnson, Citadel
 WR Bear Rinehart, Furman
 OT James McCoy, Georgia Southern
 OT Steven Cain, Furman
 G Joe Patrick, Appalachian State
 G Trevor Kruger, Furman
 C Charles Clarke, Georgia Southern
 QB Chaz Williams, Georgia Southern
 RB Jermaine Austin, Georgia Southern
 RB Jesse McCoy, Wofford
 RS Ant Williams, Georgia Southern
 PK Travis Zobel, Citadel

(Defense)

DL K.T. Stovall, Appalachian State
 DL Josh Jeffries, Appalachian State
 DL Freddy Pesqueira, Georgia Southern
 DL Anthony Jones, Wofford
 LB Sam Smalls, Appalachian State
 LB Josh Cain, Chattanooga
 LB Joe Scott, Georgia Southern
 DB David Young, Georgia Southern
 DB Rodney Johnson, Furman
 DB Scott Cornatzer, Appalachian State
 DB Matt Nelson, Wofford
 P Brent Barth, VMI

2003 – Coaches (Offense)

TE Ross Armstrong, Citadel
 WR Alonzo Nix, Chattanooga
 WR Lamont Seward, Western Carolina
 OT Lew Dawson, Citadel
 OT Jason Whaley, Western Carolina
 G Bobby Gibbs, Wofford
 G Eric Deutsch, Wofford
 C Brandon Mason, Elon
 QB Willie Simmons, Citadel
 RB Gaven Varner, East Tennessee State
 RB Jermaine Austin, Georgia Southern
 RS DaVon Fowlkes, Appalachian State
 PK Danny Marshall, Furman

(Defense)

DL K.T. Stovall, Appalachian State
 DL Leon Moore, Appalachian State
 DL Nick McNeil, Western Carolina
 DL Michale Spicer, Western Carolina
 LB Sam Smalls, Appalachian State
 LB Mike Killian, Furman
 LB Derrick Butler, Georgia Southern
 DB Derrick Black, Appalachian State
 DB Tony Tiller, East Tennessee State
 DB Gerald Sensabaugh, E. Tennessee St.
 DB Matt Nelson, Wofford
 P Nate McKinney, Appalachian State

2003 – Media (Offense)

TE Todd Bargella, Western Carolina
 WR Alonzo Nix, Chattanooga
 WR Lamont Seward, Western Carolina
 OT Chad Bentley, Wofford
 OT Jason Whaley, Western Carolina
 G Bobby Gibbs, Wofford
 G Eric Deutsch, Wofford
 C Corey Stewart, Furman
 QB Willie Simmons, Citadel
 RB Nehemiah Broughton, Citadel
 RB Jermaine Austin, Georgia Southern
 RS Lewis Barr, Georgia Southern
 PK Danny Marshall, Furman

(Defense)

DL K.T. Stovall, Appalachian State
 DL Lee Basinger, Wofford
 DL Michael Burant, Furman
 DL Michale Spicer, Western Carolina
 LB Timmy Thrift, Wofford
 LB Mike Killian, Furman
 LB Teddie Whitaker, Wofford
 DB Cam Newton, Furman
 DB Tony Tiller, East Tennessee State
 DB Gerald Sensabaugh, E. Tennessee St.
 DB Matt Nelson, Wofford
 P Jimmy Miner, Wofford

2004 – Coaches (Offense)

TE Willis Sudderth, Furman
 WR DaVon Fowlkes, Appalachian State
 WR Alonzo Nix, Chattanooga
 OT Ben Bainbridge, Furman
 OT Albert Turner, Georgia Southern
 G Chad Motte, Georgia Southern
 G Eric Deutsch, Wofford
 C Brandon Mason, Elon
 QB Richie Williams, Appalachian State
 RB Jermaine Austin, Georgia Southern
 RB John Taylor, Elon
 RS DaVon Fowlkes, Appalachian State
 PK Jonathan Dudley, Georgia Southern

(Defense)

DL Lee Basinger, Wofford
 DL Roy Ravenell, Furman
 DL Eric Hadley, Georgia Southern
 DL Albert Reid, Western Carolina
 LB William Freeman, Furman
 LB Calvin Sutton, Elon
 LB Derrick Butler, Georgia Southern
 DB James Young, Georgia Southern
 DB Shawn Grant, Citadel
 DB Cam Newton, Furman
 DB Terence McBride, Georgia Southern
 P Dan Jordan, Georgia Southern

2004 – Media (Offense)

TE Willis Sudderth, Furman
 WR DaVon Fowlkes, Appalachian State
 WR Isaac West, Furman
 OT Ben Bainbridge, Furman
 OT Albert Turner, Georgia Southern
 G Chad Motte, Georgia Southern
 G Eric Deutsch, Wofford
 C Brandon Mason, Elon
 QB Richie Williams, Appalachian State
 RB Kevious Johnson, Wofford
 RB John Taylor, Elon
 RS DaVon Fowlkes, Appalachian State
 PK Scott Beckler, Furman

(Defense)

DL Lee Basinger, Wofford
 DL Roy Ravenell, Furman
 DL Eric Hadley, Georgia Southern
 DL Marquess Murrell, Appalachian St.
 LB William Freeman, Furman
 LB Chad Nkang, Elon
 LB Derrick Butler, Georgia Southern
 DB James Young, Georgia Southern
 DB Nygel Rogers, Appalachian State
 DB Cam Newton, Furman
 DB A.J. Bryant, Georgia Southern
 P Dan Jordan, Georgia Southern



FOUR TIMES (4)

Avery Hall, Appalachian State, 1989-90-91-92
 Charlie Justice, North Carolina, 1946-47-48-49
 Kirk Roach, Western Carolina, 1984-85-86-87
 Adrian Peterson, Georgia Southern, 1998-2001

THREE TIMES (65)

Craig Aiken, Western Carolina, 1992-93-94
 Floyd Allen, VMI, 1979-80-81
 Voncellies Allen, Georgia Southern, 1997-98-99
 Mike Barber, Marshall, 1986-87-88
 Rick Beasley, Appalachian State, 1978-79-80
 Gil Beck, Appalachian State, 1975-76-77
 Joe Blalock, Clemson, 1939-40-41
 Jim Bolding, East Carolina, 1974-75-76
 Bruce Bosley, West Virginia, 1953-54-55
 Will Bouton, Furman, 1999-2000-01
 Luther Broughton, Furman, 1994-95-96
 Jacob Burney, Chattanooga, 1978-79-80
 Greg Cater, Chattanooga, 1977-78-79
 Jack Cloud, William & Mary, 1946-47-48
 Dexter Coakley, Appalachian State, 1994-95-96
 B.J. Cohen, Marshall, 1994-95-96
 Mike Coleman, Furman, 1980-81-82
 Tom Davis, Duke, 1942-43-44
 Andy Dearman, VMI, 1972-73-74
 Anthony Downs, Appalachian State, 1985-86-87
 Dick Drummond, George Washington, 1961-62-63
 Steve Duggan, Furman, 1988-89-90
 Allen Edwards, Furman, 1989-90-91
 Aaron Ferguson, Marshall, 1994-95-96
 DaVon Fowlkes, Appalachian State, 2002-03-04
 Bob Gadkowski, William & Mary, 1965-66-67
 Bruce Ghesling, Furman, 1979-80-81

Walker Gillette, Richmond, 1967-68-69
 Paul Gillis, The Citadel, 1977-78-79
 Cary Godette, East Carolina, 1973-75-76
 Gerald Harp, Western Carolina, 1978-79-80
 Thomas Haskins, VMI, 1994-95-96
 Kerry Hayes, Western Carolina, 1992-93-94
 Bob Herb, William & Mary, 1968-69-70
 Louis Ivory, Furman, 1999-2000-01
 Stanford Jennings, Furman, 1981-82-83
 Craig Jones, VMI, 1977-78-79
 Pat Kelly, Richmond, 1971-72-73
 Danny Kepley, East Carolina, 1972-73-74
 Ryan Livezey, Furman, 1991-92-93
 Billy Lyon, Marshall, 1994-95-96
 Rico Mack, Appalachian State, 1990-91-92
 Rich McGrath, Georgia Southern, 1997-98-1999
 Kevin Morgan, Furman, 1978-79-80
 Ace Parker, Duke, 1934-35-36
 Chris Parker, Marshall, 1993-94-95
 Joe Parker, Appalachian State, 1974-75-76
 Vince Perone Jr., Furman, 1972-73-74
 Freddy Pesqueira, Georgia Southern 2000-02
 Knox Ramsey, William & Mary, 1945-46-47
 Eric Rasheed, Western Carolina, 1982-83-84
 Glen Richardson, Chattanooga, 1983-84-85
 Brian Ruff, The Citadel, 1974-75-76
 James Russell, East Tennessee State, 1994-95-96
 Nick Sacrinty, Wake Forest, 1943-45-46
 Bob Schmalzreidt, VMI, 1965-66-67
 Paul Sclaro, William & Mary, 1970-71-72
 Lester Smith, The Citadel, 1990-91-92
 Ty Smith, Western Carolina, 1978-79-80
 Scott Thompson, The Citadel, 1985-86-87
 Carl Tremble, Furman, 1990-91-92

The only Southern Conference players ever selected first-team all-league four times were (clockwise from top left) Avery Hall of Appalachian State, Charlie "Choo Choo" Justice of North Carolina, Kirk Roach of Western Carolina and, most recently, Adrian Peterson of Georgia Southern

All-Conference Repeat Selections



Howard Turner, North Carolina State, 1944-45-46
Steve Wadiak, South Carolina, 1949-50-51
Art Weiner, North Carolina, 1947-48-49
Mark Williams, Georgia Southern, 1997-98-99
Freddy Wyant, West Virginia, 1953-54-55

TWO TIMES (236)

Alex Albert, Furman, 1986-87
Harold Alexander, Appalachian State, 1991-92
Louis Allen, Duke, 1948-49
Charlie Anderson, Furman, 1980-81
Larry Anderson, Furman, 1975-76
Jermaine Austin, Georgia Southern, 2003-04
Jackie Avery, Appalachian State, 1996-97
Michael Banks, Western Carolina, 2001-02
George Barclay, North Carolina, 1933-34
John Barelli, Richmond, 1969-70
Bob Barnett, Duke, 1940-41
Andy Bershak, North Carolina, 1936-37
Dean Biasucci, Western Carolina, 1982-83
Bob Biddle, VMI, 1967-68
Derrick Black, Appalachian State, 2002-03
Gil Bocetti, Washington & Lee, 1950-51
Tom Bodine, Western Carolina, 1993-94
Troy Boeck, Chattanooga, 1989-90
Tony Bowick, Chattanooga, 1987-88
Ed Boyd, Appalachian State, 1983-84
Gene Breen, Virginia Tech, 1961, 63
Mark Bridgman, Furman, 1982-83
Walt Brodie, William & Mary, 1955-56
Adin Brown, William & Mary, 1966-67
Joe Brunansky, Duke, 1936-37
Mark Buffamoyer, Western Carolina, 1983-84
Derrick Butler, Georgia Southern, 2003-04
Kenny Caldwell, The Citadel, 1977-78
Mike Calloway, Appalachian State, 1985-86
Tom Campbell, Furman, 1960-61
Alonzo Carmichael, Western Carolina, 1985-86
Lorenzo Carpenter, VMI, 1991-92
Willie Carpenter, Western Carolina, 1978-79
Carey Cash, The Citadel, 1991-92
George Cimadevilla, East Tennessee State, 1985-86
Shawn Clark, Appalachian State, 1995-96
Fred Cone, Clemson, 1949-50
Donnie Cook, East Tennessee State, 1981-82
Louis Cooper, Western Carolina, 1982-84
Elmer Costa, North Carolina State, 1950-51
Fe Cowan, Furman, 1987-88
Billy Cox, Duke, 1949-50
Carlester Crumpler, East Carolina, 1972-73
Melvin Cunningham, Marshall, 1995-96
Carroll Dale, Virginia Tech, 1958-59
Gary Dandridge, Appalachian State, 1989, 91
Ron Darby, Marshall, 1987-88
Chris Deaton, Marshall, 1992-93
Frankie DeBusk, Furman, 1989-90
Dave Delgado, Richmond, 1966-67
Eric Deutsch, Wofford, 2003-04
Sean Doctor, Marshall, 1987-88
Todd Donnan, Marshall, 1993-94
Bob Duncan, The Citadel, 1969-70
Gus Durner, Duke, 1934-35
Howard Dyer, VMI, 1959-60
Ray Easterling, Richmond, 1970-71
Paul Edmondson, Chattanooga, 1977-78
Jim Ettari, The Citadel, 1981-82
Stan Eure, East Carolina, 1972-73
David Ewart, East Tennessee State, 1989-90
Jim Farley, VMI, 1935-36
Ron Fague, Chattanooga, 1996-97
Phillip Ferguson, Furman, 1986-87
Ralph Ferguson, The Citadel, 1975-76
Kelly Fletcher, Furman, 1988-89
Garrett Ford, West Virginia, 1965-66
Wayne Fowler, Richmond, 1968-69
Carlos Frank, The Citadel, 1997-98
Nathan Fuqua, Wofford, 2000-01
Jim Gabrish, The Citadel, 1984-85
Russell Gambrell, Furman, 1977-78
Bob Gantt, Duke, 1941-42
Darryl Gardner, Furman, 1986-87
Robbie Gardner, Furman, 1984-86
Pete Goimarac, West Virginia, 1962-63

Derrick Graham, Appalachian State, 1988-89
Julius Grant, Western Carolina, 1992-93
Newt Green, Virginia Tech, 1962-63
Tiger Greene, Western Carolina, 1983-84
Willie Greenway, Chattanooga, 1986-88
Wes Greenwell, Western Carolina, 1993-94
John Gregory, Marshall, 1988-89
Bill Gregus, Wake Forest, 1948-49
Derek Grier, Marshall, 1990-91
Chad Groover, Appalachian State, 1995-96
Bill Guckeyson, Maryland, 1935-36
Andy Guida, George Washington, 1960-61
Elmore Hackney, Duke, 1936-37
Corey Hall, Appalachian State, 1999-2000
Steve Hall, Western Carolina, 1986-87
Dave Harris, Wake Forest, 1944-45
Derrick Harris, East Tennessee State, 1987, 89
Dan Hill Jr., Duke, 1936-38
Ken Hinsley, Western Carolina, 1997-98
Erwin Holdash, North Carolina, 1949-50
Chip Hooks, Appalachian State, 1991, 93
Sam Horner, VMI, 1958-59
Chuck Howley, West Virginia, 1956-57
Mike Hunt, Chattanooga, 1980-81
Rocky Hunt, Appalachian State, 1998-99
Eric Ihnat, Marshall, 1989-90
Dick Irvin, Richmond, 1968-69
Joe Isaac, The Citadel, 1967-68
Josh Jeffries, Appalachian State, 2001-02
Andrew Johnson, The Citadel, 1974, 76
Brent Johnson, Chattanooga, 1984-85
Eric Johnson, Western Carolina, 1997-98
Harvey Johnson, William & Mary, 1941-42
Jeff Johnson, East Tennessee State, 1993-94
John Johnson, Furman, 1980-81
Roger Johnson, Marshall, 1993-94
Tony Johnson, Western Carolina, 1992-93
Frank Jordan, Chattanooga, 1978-79
Scott Kadlub, Appalachian State, 1995-96
Mike Kelly, Davidson, 1968-69
Demarko Kemp, Chattanooga, 1993-94
Kevin Kendrick, Furman, 1989-90
Dewey Klein, Marshall, 1989-91
David Knight, William & Mary, 1972-73
Ernie Knott, Duke, 1944-45
Steve Lach, Duke, 1940-41
Gene Lamone, West Virginia, 1953-54
Jay Lasek, VMI, 1981-82
Gene Lathey, West Virginia, 1955-56
Frank Leatherwood, Appalachian State 1997-98
Carl Lee, Marshall, 1981-82
Jack Lewis, Wake Forest, 1951-52
Donald Lipscomb, Furman, 1990-91
Willie Little, Chattanooga, 1981-82
Bob Loprete, Richmond, 1972-73
Kyle Lowery, Furman, 1990-91
Paul Maguire, The Citadel, 1957, 59
John Mallory, West Virginia, 1966-67
Tim Martin, Marshall, 1995-96
Brandon Mason, Elon, 2003-04
Mike Matkins, Chattanooga, 1985-86
Mike Mayo, VMI, 1985, 87
Larry McCloud, Marshall, 1995-96
Jim McFalls, VMI, 1957-58
Nate McKinney, Appalachian State, 2000, 03
Doug McNeil, George Washington, 1964-65
Mel Medved, Richmond, 1968-69
Chi Mills, VMI, 1945, 47
Bill Milner, Duke, 1943, 46
Ed Mioduszewski, William & Mary, 1951-52
Randall Mitchell, Chattanooga, 1984-85
Joe Montgomery, William & Mary, 1972-73
Buzz Montsinger, Richmond, 1968-69
Josh Moore, Furman, 1999-2000
Ronnie Moore, VMI, 1974-75
Kevin Moran, East Carolina, 1966-67
Earthwind Moreland, Georgia Southern, 1998-99
Phil Mosser, William & Mary, 1970-71
Kelly Mote, Duke, 1945-46
Andre Motley, Marshall, 1989-90
Jackson Neall, William & Mary, 1970-71
Alonzo Nix, Chattanooga, 2003-04

Jerome Norris, Furman, 1984, 86
Vincent Nowell, Western Carolina, 1986-87
John Nugent, Richmond, 1971-72
Tim Openlander, Marshall, 1995-96
Jeremy Osborne, Furman, 1996-97
William Pannell, Marshall, 1994-95
Kevin Peterson, East Tennessee State, 1998-99
Dick Pawlewicz, William & Mary, 1973-74
Michael Payton, Marshall, 1991-92
George Pearce, William & Mary, 1964-65
Rick Peeler, East Carolina, 1970-71
Joe Petosa, Chattanooga, 1977-78
Jimmy Poole, Davidson, 1966-67
Marty Priore, Furman, 2000-01
Gerrard Ramsey, William & Mary, 1941-42
Harold Randolph, East Carolina, 1975-76
Phil Ratliff, Marshall, 1991-92
Ron Reynolds, Appalachian State, 1972-73
Charlie Richards, Richmond, 1969-70
Jim Richter, Furman, 1993-94
Melvin Rucker, VMI, 1981-82
Orlando Ruff, Furman, 1997-98
Steve Sabol, North Carolina State, 1934-35
Everette Sands, The Citadel, 1992-93
Trent Sansbury, Furman 1999, 2001
Bob Schweickert, Virginia Tech, 1963-64
Gerald Sensabaugh, East Tennessee State, 2002-03
John Settle, Appalachian State, 1985-86
Paul Severin, North Carolina, 1939-40
Paul Shu, VMI, 1937-38
Brette Simmons, Furman, 1977-78
Gordon Slade, Davidson, 1968-69
John Small, The Citadel, 1967-69
Sam Smalls, Appalachian State, 2002-03
Barty Smith, Richmond, 1971, 73
Glenn Smith, Clemson, 1950-51
Jeff Snipes, Furman, 1979-80
Bob Soleau, William & Mary, 1962-63
Mike Sommer, George Washington, 1955, 57
Michale Spicer, Western Carolina, 2002-03
Steve Squire, Furman, 1985-86
Bob Standifer, Chattanooga, 1983-84
Ned Stephanovich, VMI, 1976-77
Milan Sterling, Furman, 1992-93
Matt Stevens, Appalachian State, 1994-95
Chris Stewart, Furman, 2000-01
George Stirnweiss, North Carolina, 1938-39
Earl Stoudt, Richmond, 1960-61
K.T. Stovall, Appalachian State, 2002-03
Bill Sullivan, West Virginia, 1964-65
Carl Summerell, East Carolina, 1972-73
Kota Suttle, Furman, 1991-92
Len Szafaryn, North Carolina, 1947-48
Steve Taylor, Western Carolina, 1983-84
Arkee Thompson, 1998-99
Paul Thompson, George Washington, 1955-56
Tommy Thompson, William & Mary, 1947-48
Tony Tiller, East Tennessee State, 2002-03
Charlie Timmons, Clemson, 1940-41
Greg Troupe, East Carolina, 1972-73
Pumpy Tudors, Chattanooga, 1989-90
Paul Turchetta, Richmond, 1968-69
John Turner, VMI, 1964-65
Danny Utley, Furman, 1972-73
Sonny Utz, Virginia Tech, 1963-64
Jeff Varnadoe, The Citadel, 1970-71
Jimbo Walker, East Carolina, 1974-75
Walt Walker, Davidson, 1972-73
Eric Walter, Furman, 1990-91
Bob Ward, Maryland, 1950-51
Bill Welsh, VMI, 1962-63
Winston Whitehead, Richmond, 1968-69
Danny Williamson, West Virginia, 1966-67
Sam Woolwine, VMI, 1956-57
Andre Worrell, Furman, 1992-93
David Young, Georgia Southern, 2001-02
Mike Zeno, Virginia Tech, 1959-60



APPALACHIAN STATE

96 players selected 125 times

Troy Albea, 2000
 Harold Alexander, 1991-92
 Jimmy Armstrong, 1986
 Jackie Avery, 1996-97
 Bake Baker, 1997
 Rick Beasley, 1978-79-80
 Gill Beck, 1975-76-77
 Tony Bequette, 1997
 Joe Best, 2000
 Derrick Black, 2002-03
 Kenny Blacknell, 1987
 Ed Boyd, 1983-84
 Steve Brown, 1980
 Ken Byrd, 1997
 Mike Calloway, 1985-86
 Shawn Clark, 1995-96-98
 Dexter Cookley, 1994-95-96
 Jamie Coleman, 1995
 Keith Collins, 1989
 Tony Cox, 1987
 Gary Dandridge, 1989-91
 Brent David, 1992
 Gary Davis, 1975
 Joe DiBernardo, 1995
 Anthony Downs, 1985-86-87
 Shawn Elliott, 1995
 Cedric Felton, 1986
 Gordon Fenderson, 1996
 DaVon Fowkes, 2002-03-04
 Jimmy Freeman, 2000
 Derrick Graham, 1988-89
 Chad Groover, 1995-96
 Allen Guinn, 1995
 Dino Hackett, 1985
 Avery Hall, 1989-90-91-92
 Corey Hall, 1999-2000
 Emmitt Hamilton, 1975
 James Hardman, 1987
 Jerry Harmon, 1974
 Kitt Hill, 1991
 Cedrone Hodges, 1998
 Dennis Holt, 1976
 Chip Hooks, 1991-93
 Rocky Hunt, 1998-99
 Josh Jefferies, 2001-02
 Scott Kadlub, 1995-96
 Sami Killman, 1978
 Frank Leatherwood, 1997-98
 Jamie Lovern, 1999
 Scott McConnell, 1978
 Rico Mack, 1990-91-92
 Larry McKenzie, 1974
 Nathan McKinney, 2000, 03
 Quinton McKinney, 1975
 Chris Melick, 1985
 Chip Miller, 1994
 Leon Moore, 2003
 Jerry Moses, 1980
 Pat Murphy, 1978
 Bjorn Nitmo, 1988
 Brad Ohrt, 1994
 John Olson, 1980
 Alvin Parker, 1982
 Joe Parker, 1974-75-76
 Joe Patrick, 2002
 Chuck Payne, 1998
 William Peebles, 1994
 Dwayne Pelham, 1990
 Terry Poore, 1987
 Robbie Price, 1975
 Brian Reilly, 1999
 Ron Reynolds, 1972-73
 Nygel Rogers, 2001
 Scott Satterfield, 1995
 Damon Scott, 1996
 John Settle, 1985-86
 Justin Seavens, 2001
 Daryl Skinner, 1998
 Sam Smalls, 2002-03
 Struggy Smith, 1985
 Wayne Smith, 2001
 Fred Snipes, 1974
 Jimmy Snowden, 1988
 Tom Sorfield, 1975
 Andre Staton, 1975
 Matt Stevens, 1994-95

K.T. Stovall, 2002-03

Jay Sutton, 1995
 Sean Swoope, 1992
 James Vasquez, 2002
 Jeff Vincent, 1980
 Ryan Watson, 2001
 Daniel Wilcox, 2000
 Richie Williams, 2004
 Mark Wright, 2002
 Billy Young, 2000

THE CITADEL

98 players selected 111 times

Mike Adams, 1979
 Bruce Alexander, 1981
 Ross Armstrong, 2003
 Carlos Avalos, 1988
 Brian Baima, 1971
 Scott Belcher, 1995
 Derek Beres, 1996
 Charlie Brendle, 1962
 Rick Brodsky, 1989
 Nehemiah Broughton, 2002
 Alvin Brown, 1997
 Gene Brown, 1988
 Sedrick Brown, 1981
 Phil Bryan, 1969
 John Burke, 1979
 Kenny Caldwell, 1977-78
 Carey Cash, 1991-92
 J.D. Cauthen, 1988
 Tony Coricia, 1973
 Dick Cleveland, 1958
 Detric Cummings, 1993
 J.J. Davis, 1990
 Levi Davis, 1994
 Mike Davitt, 1971
 Lew Dawson, 2003
 Don Dease, 1970
 Ken Diaz, 1968
 Bob Duncan, 1969-70
 Early Eastburn, 1961
 Jim Ettari, 1981-82
 Richard Farrier, 1980
 Ralph Ferguson, 1975-76
 Phillip Florence, 1989
 Torrence Forney, 1992
 Carlos Frank, 1997-98
 Victor Franz, 1984
 Jim Gabrish, 1984-85
 George Garrison, 1960
 Bill Gilgo, 1961
 Paul Gillis, 1977-78-79
 Lee Glaze, 1985
 Marion Glover, 1969
 Francis Grant, 1965
 Shawn Grant, 2004
 Jon Hall, 1971
 Lance Hansen, 1992
 Denny Haywood, 2000
 Kevin Howard, 2001
 Pat Hutto, 1971
 Joe Isaac, 1967-68
 Adrian Johnson, 1988
 Andrew Johnson, 1974-76
 Freddie Johnson, 1984
 Scooter Johnson, 2002
 Jim King, 1970
 David Kreber, 1979
 Mike Lane, 1964
 Jim Lee, 1970
 Pete Long, 1988
 Adrian Luster, 1997
 Harry Lynch, 1971
 Cal McCombs, 1966
 Dale McLarty, 1980
 Jim McMillan, 1968
 Paul Maguire, 1957-59
 Danny Miller, 1981
 Jimmy Miner, 2001
 Joe Missar, 1964
 Stump Mitchell, 1980
 Dary Myricks, 1998
 Omar Nesbitt, 2001
 Buddy Parrish, 1974
 Vince Petno, 1963
 Joe Pipczynski, 1982
 Harry Rakowski, 1960

Jim Rathbun, 1968
 Dickie Regan, 1975
 Mike Riley, 1977
 DeRhon Robinson, 1990
 Brian Ruff, 1974-75-76
 Neal Rumble, 1972
 Orion Rust, 1979
 Everette Sands, 1992-93
 Bob Schwarze, 1957
 Norman Seabrooks, 1972
 Chip Simmons, 1999
 Willie Simmons, 2003
 John Small, 1967-69
 Kevin Smith, 1997
 Lester Smith, 1990-91-92
 Tony Starks, 1977
 Travis Stephens, 2001
 Scott Thompson, 1985-86-87
 Creig Tyler, 1969
 Jeff Varnadoe, 1970-71
 Eddie Watkins, 1968
 Bill West, 1983
 Micah Young, 1994

ELON

3 players selected 4 times

Brandon Mason, 2003-04
 Calvin Sutton, 2004
 John Taylor, 2004

FURMAN

120 players selected 170 times

David Adams, 1989
 Alex Albert, 1986-87
 Bill Anderson, 1974
 Charlie Anderson, 1980-81
 Larry Anderson, 1975-76
 Felix Andrews, 1981
 John Bagwell, 1987
 Ben Bainbridge, 2004
 Peyton Barton, 1970
 Jeff Blankenship, 1988
 Braniff Bonaventure, 1996
 Will Bouton, 1999-2000-01
 Brian Bratton, 2001
 Mark Bridgman, 1982-83
 Luther Broughton, 1994-95-96
 Chris Buono, 1980
 Jeff Burke, 1981
 Andrew Burr, 1991
 Ken Cadle, 1977
 Steven Cain, 2002
 Tom Campbell, 1960-61
 David Charpia, 1983
 Bobby Churck, 1977
 Buck Coatney, 1983
 Mike Coleman, 1980-81-82
 Fe Cowan, 1987-88
 Chuck Cross, 1970
 Bryan Dailer, 1997
 Frankie DeBusk, 1989-90
 Julius Dixon, 1988
 Steve Duggan, 1988-89-90
 Allen Edwards, 1989-90-91
 Phillip Ferguson, 1986-87
 Brian Fisher, 1994
 Kelly Fletcher, 1988-89
 Chas Fox, 1985
 William Freeman, 2004
 Russell Gambrell, 1977-78
 Darryl Gardner, 1986-87
 Robbie Gardner, 1984-86
 Bruce Ghesling, 1979-80-81
 Ernest Gibson, 1983
 Mike Glenn, 1980
 Mark Gordon, 1975
 Robbie Hahn, 1966
 Ben Hall, 1999
 Billy Hall, 1982
 David Henderson, 1978
 Jeff Holcomb, 1976
 Rock Hurst, 1984
 Louis Ivory, 1999-2000-01
 Brian Jager, 1985
 Stanford Jennings, 1981-82-83
 Stan Johannessen, 1983
 Ivan Johnson, 1990
 John Johnson, 1980-81

John Keith, 1999
 Elliott Keller, 1962
 Kevin Kendrick, 1989-90
 Butch Kersey, 1970
 Greg Key, 1989
 Mike Killian, 2003
 Bob King, 1936
 Des Kitchings, 1999
 Trevor Kruger, 2002
 Bobby Lamb, 1985
 Byron Lee, 1981
 Donald Lipscomb, 1990-91
 Donnie Littlejohn, 2001
 Ryan Livezey, 1991-92-93
 Steve Lloyd, 1981
 Kyle Lowery, 1990-91
 Danny Marshall, 2003
 Ronnie McCutchan, 1993
 Gib McEachran, 1982
 Josh Moore, 2000
 Jerome Morgan, 1978-79-80
 Cam Newton, 2004
 Jerome Norris, 1984-86
 Jeremy Osborne, 1996-97
 Robbie Patterson, 1967
 Vince Perone, 1953
 Vince Perone Jr., 1972-73-74
 Troy Phillips, 1982
 Brian Pitts, 1989
 Johnny Popson, 1954
 Marty Priore, 2000-01
 Mike Ratchiff, 1991
 Roy Ravenell, 2004
 Gene Reeder, 1985
 Jim Richter, 1993-94
 Larry Robinson, 1975
 Chris Roper, 1989
 Orlando Ruff, 1997-98
 Trent Sansbury, 1999-2001
 Rhoten Shetley, 1939
 Paul Siffri, 1991
 David Shi, 1971
 Ray Siminski, 1958
 Brette Simmons, 1977-78
 Dan Sleet, 1983
 Jeff Snipes, 1979-80
 Tim Sorrells, 1981
 Tommy Southard, 1976
 Steve Squire, 1985-86
 Milan Sterling, 1992-93
 Chris Stewart, 2000-01
 Mark Stowers, 1978
 Willis Sudderth, 2004
 Kota Suttle, 1991-92
 Tim Tanguay, 1981
 Briggs Taylor, 1982
 Jay Thier, 1997
 Carl Tremble, 1990-91-92
 Billy Turner, 1965
 Pat Turner, 1989
 Danny Utley, 1972-73
 Eric Walter, 1990-91
 Webster Williams, 1954
 Andre Worrell, 1992-93
 Rickey Young, 1978

GEORGIA SOUTHERN

43 players selected 56 times

Voncellies Allen, 1997-99
 Jermaine Austin, 2003-04
 Shawn Austin, 1993
 Miguel Ayoub, 1993
 Derrick Butler, 2003-04
 Paul Carroll, 1994
 Chris Chambers, 1998
 Charles Clarke, 2002
 Eric Davis, 1998
 Dexter Dawson, 1995
 Jonathan Dudley, 2004
 Isaac Ferrell, 1994
 Nate Gates, 2000
 Eric Hadley, 2004
 Reed Haley, 1993
 Greg Hill, 1998-99
 Dan Jordan, 2004
 Corey Joynor, 1998
 Alex Mash, 1993
 Terence McBride, 2004

Rich McGrath, 1997-98
 Eric Meng, 1997
 Earthwind Moreland, 1998-99
 Daryl Morrell, 1998
 Chad Motte, 2004
 Chad Nighbert, 1997
 Freddy Pesqueira, 2000-01-02
 Adrian Peterson, 1998-99-00-01
 Eugene Phillips, 1999
 R.J. Revere, 2001
 Roderick Russell, 1997
 Joe Scott, 2002
 Franklin Stephens, 1994
 D.T. Tanner, 1997
 Edward Thomas, 1996
 Arkee Thompson, 1998-99
 Albert Turner, 2004
 Brancis Williams, 1995
 Chaz Williams, 2002
 Mark Williams, 1997-98
 Matt Winslette, 1998
 David Young, 2001-02
 James Young, 2004

CHATTANOOGA

62 players selected 77 times

Joey Abney, 1982
 Phillip Aldridge, 1985
 Rodney Allen, 1992
 Troy Boeck, 1989-90
 Tony Bowick, 1987-88
 Rick Bray, 1989
 Jacob Burney, 1978-79-80
 Josh Cain, 2002
 Greg Cater, 1977-78-79
 Cos DeMatteo, 1999
 Brance Draine, 1990
 Gwain Durden, 1979
 Paul Edmondson, 1977-78
 Artis Edwards, 1984
 Zack Ervin, 1987
 Ron Faugue, 1996-97
 Richmond Flowers, 2000
 Willie Greenway, 1986-88
 Shoun Habersham, 1991
 Stefpon Hawkins, 1997
 Tony Hill, 1990
 Mark Hill, 1998
 Greg Hochstetler, 1982
 John Howell, 1982
 Mike Hunt, 1980-81
 Junior Jackson, 1989
 Brent Johnson, 1984-85
 Frank Jordan, 1978-79
 Steve Kurtz, 1983
 Demarko Kemp, 1993-94
 Robert Lee, 1980
 Willie Little, 1981-82
 Mike Lowman, 1988
 Albert Luke, 1991
 Alfonso McCloud, 1979
 David McCrary, 1984
 Mike Matkins, 1985-86
 Kenny Mitchell, 1977
 Randall Mitchell, 1984-85
 Roderick Moore, 1979
 Mike Nease, 1983
 Alonzo Nix, 2003-04
 Terrell Owens, 1995
 Doug Patterson, 1979
 Joe Petosa, 1977-78
 Ronnie Powe, 1977
 Glen Richardson, 1983-84-85
 James Roberts, 1989
 Kareem Robinson, 1997
 Curtis Rouse, 1981
 Chris Sanders, 2000
 Kenny Sanders, 1998
 Josh Siefken, 1995
 Reggie Solomon, 1987
 Billy Smith, 1988
 Bob Standifer, 1983-84
 Pumpy Tudors, 1989-90
 Matt Vick, 2000
 Jackie Washington, 1991
 Derrick Willis, 1989
 Paul Wright, 1979

Willis Yates, 1980

WESTERN CAROLINA

68 players selected 91 times

Craig Aiken, 1992-93-94
 George Alston, 1978
 Michael Banks, 2001-02
 Todd Bargella, 2002
 Dan Best, 1998
 Dean Biassuci, 1982-83
 Tom Bodine, 1993-94
 Mark Buffamoyer, 1983-84
 Billy Bumper, 1994
 Alonzo Carmichael, 1985-86
 Willie Carpenter, 1978-79
 Brett Chappell, 1998
 Louis Cooper, 1982-84
 Fred Davis, 1986
 Jeff Dean, 1981
 Melvin Dorsey, 1983
 Justin Fryer, 2001
 Lonnie Galloway, 1993
 Jeff Gilbert, 1984
 Julius Grant, 1992-93
 Ahmed Green, 2002
 Tiger Greene, 1983-84
 Wes Greenwell, 1993-94
 Thomas Gunn, 1978
 Steve Hall, 1986-87
 Todd Harkins, 1992
 Gerald Harp, 1978-79-80
 Kerry Hayes, 1992-93-94
 Mike Herndon, 1984
 Ken Hinsley, 1997-98
 Brad Hoover, 1998
 Thomas Jackson, 1993
 Anthony James, 1982
 Jon Jenkins, 1994
 Eric Johnson, 1997-98
 Tony Johnson, 1992-93
 Bernard Jones, 1983
 Josh Jones, 1999
 Andrew Jordan, 1993
 Toussaint Kennedy, 1988
 Steve Kornegay, 1984
 Darrell Lipford, 1977
 Eddie McGill, 1980
 Nick McNeil, 2003
 Andre Miller, 2000
 Ronnie Mixon, 1982
 Vincent Nowell, 1986-87
 Ricky Pate, 1983
 David Patten, 1995
 Bobby Peche, 1979
 Willie Perkins, 1986
 Mike Pusey, 1977
 Eric Rasheed, 1982-83-84
 Albert Reid, 2004
 Kirk Roach, 1984-85-86-87
 Boo Robinson, 1998
 Geno Segers, 1988
 Lamont Seward, 2003
 Clyde Simmons, 1985
 Ty Smith, 1978-79-80
 Michale Spicer, 2002-03
 Charles Stephenson, 1985
 Derek Summerour, 1995
 Steve Taylor, 1983-84
 Wayne Tolleson, 1977
 Robbie Vannoy, 1978
 Jason Whaley, 2003
 Willie Williams, 1992

WOFFORD

11 players selected 13 times

Lee Basinger, 2004
 Darren Brown, 2001
 Eric Deutsch, 2003-04
 Nathan Fuqua, 2000-2001
 Bobby Gibbs, 2003
 Anthony Jones, 2002
 Jesse McCoy, 2002
 Eric Nash, 2000
 Matt Nelson, 2003
 Dan Williams, 1997
 Tony Young, 1998

In 1963, the Southern Conference began naming players-of-the-week. The conference named a lineman and a back to that honor each week.

1963

- 9/14 L – Joe Kessel, Richmond
B – Danny Donovan, Furman
- 9/21 L – Joe Staub, VMI
B – Bob Schweickert, Va. Tech
- 9/28 L – Lynn Jones, Virginia Tech
B – Nick DiLoreto, The Citadel
- 10/5 L – Vince Petno, The Citadel
B – Dick Drummond, Geo. Wash.
- 10/12 L – Tommy Marvin, Virginia Tech
B – Jerry Yost, West Virginia
- 10/19 L – John Gettys, Furman
B – Bob Schweickert, Va. Tech
- 10/26 L – Charlie Cole, VMI
B – Merv Holland, Geo. Wash.
- 11/2 L – Steve Kush, West Virginia
B – Bob Schweickert, Va. Tech
- 11/9 L – Craig Smith, William & Mary
B – Ronnie Smith, Richmond
- 11/16 L – Burton Mack Rodgers, VT
B – Charlie Weaver, Will. & Mary
- 11/28 L – Bill Welsh, VMI
B – Bob Schweickert, Va. Tech

1964

- 9/19 L – Joe Missar, The Citadel
B – Chuck Albertson, Will & Mary
- 9/26 L – John Hilton, Richmond
B – Steve Heckard, Davidson
- 10/3 L – Joe Missar, The Citadel
B – Steve Welpott, Geo. Wash.
- 10/10 L – Tim Crawford, Furman
B – Bob Schweickert, Va. Tech
- 10/17 L – Milt Clegg, West Virginia
B – Ronnie Smith, Richmond
- 10/24 L – Ken Whitley, Virginia Tech
B – Bob Schweickert, Va. Tech
- 10/31 L – Doug McNeil, Geo. Wash.
B – Allen McCune, West Virginia
- 11/7 L – Don Young, West Virginia
B – Bob Schweickert, Va. Tech
- 11/14 L – Mitch Foster, The Citadel
B – Allen McCune, West Virginia
- 11/21 L – Milt Clegg, West Virginia
B – Allen McCune, West Virginia
- 11/26 L – Jeff Craig, William & Mary
B – Sonny Utz, Virginia Tech

1965

- 9/18 L – Pack Hindsley, Davidson
B – Mike Holloran, Geo. Wash.
- 9/26 L – George Pearce, Will. & Mary
B – Allen McCune, West Virginia
- 10/2 L – Walker Kimbrell, Furman
B – Garrett Ford, West Virginia
- 10/9 L – George Pearce, Will. & Mary
B – Bill Bailey, East Carolina
- 10/16 L – John Turner, VMI
B – Dan Darragh, William & Mary
- 10/23 L – George Pearce, Will. & Mary
B – George Richardson, E. Car.
- 10/30 L – Tony Buccino, Will. & Mary
B – Bob Buzzell, Furman
- 11/6 L – Ernie Wheeler, West Virginia
B – Hill Ellett, VMI
- 11/13 L – John McPhaul, E. Carolina
B – Dusty Chichester, Furman
- 11/20 L – George Pearce, Will. & Mary
B – Dick Lethridge, West Virginia
- 11/25 L – Pack Hindsley, Davidson
B – Hill Ellett, VMI

1966

- 9/17 L – Don Taylor, VMI
B – Jimmy Poole, Davidson
- 9/24 L – Robbie Hahn, Furman
B – Garrett Ford, West Virginia
- 10/1 L – Kevin Moran, East Carolina
B – Steve Molnar, Geo. Wash.
- 10/8 L – Kenneth Doyen, Geo. Wash.
B – Dan Darragh, William & Mary

- 10/15 L – Adin Brown, William & Mary
B – Marty Fuller, William & Mary
- 10/22 L – Paul Janssen, Geo. Wash.
B – Larry Zurich, Richmond
- 10/29 L – Joe Neilson, William & Mary
B – Jim Secret, West Virginia
- 11/5 L – John Mallory, West Virginia
B – Jimmy Poole, Davidson
- 11/12 L – Chuck Albertson, Will & Mary
B – Jay Goolsby, The Citadel
- 11/19 L – Terry O'Toole, William & Mary
B – Dan Darragh, William & Mary

In 1967, the Southern Conference changed the player-of-the-week format to honor an offensive and defensive player each week.

1967

- 9/9 O – Ken Juskowich, W. Virginia
D – Chip Young, William & Mary
- 9/16 O – Charlie Bishop, VMI
D – Dick Collins, Furman
- 9/23 O – Kerry Keith, Davidson
D – George Wheeler, E. Carolina
- 9/30 O – Jim Friedl, The Citadel
D – Wayne Collins, Richmond
- 10/7 O – Dan Darragh, William & Mary
D – Joe Issac, The Citadel
- 10/14 O – Ted Zychowski, Will. & Mary
D – Pat Turchetta, Richmond
- 10/21 O – Dan Darragh, William & Mary
D – Danny Williamson, W. Va.
- 10/28 O – Jay Goolsby, The Citadel
D – Harvey Bauguess, Furman
- 11/4 O – Clyde Howell, Furman
D – George Wheeler, E. Carolina
- 11/11 O – Robbin Hahn, Furman
D – Kerr Kump, VMI
- 11/18 O – Joe Kellum, Richmond
D – Harvey Bauguess, Furman

1968

- 9/14 O – Jimmy Adkins, E. Carolina
D – Winston Whitehead, Rich.
- 9/21 O – Jimmy Jordan, Furman
D – Burt Waite, William & Mary
- 9/28 O – Jim McMillan, The Citadel
D – Pat Turchetta, Richmond
- 10/5 O – Gordon Slade, Davidson
D – Paul Fraim, VMI
- 10/12 O – Gordon Slade, Davidson
D – Dick Irvin, Richmond
- 10/19 O – Buster O'Brien, Richmond
D – Jim Rathbun, The Citadel
- 10/26 O – Mike Kelly, Davidson
D – Dave Holland, Will. & Mary
- 11/2 O – Terry Morton, William & Mary
D – John Kenerleder, Furman
- 11/9 O – Buster O'Brien, Richmond
D – John Griffin, VMI
- 11/16 O – Tony Passander, The Citadel
D – Buster O'Brien, Richmond
- 11/30 O – Walker Gillette, Richmond
D – Jim Flowe, East Carolina

1969

- 9/20 O – Walker Gillette, Richmond
D – Chuck Cross, Furman
- 9/27 O – Ed Terry, Davidson
D – Dave Holland, Will. & Mary
- 10/4 O – Tony Passander, The Citadel
D – Dick Irvin, Richmond
- 10/11 O – Gordon Slade, Davidson
D – Ken Totherow, Davidson
- 10/18 O – Charlie Richards, Richmond
D – Steve Butler, Davidson
- 10/25 O – Tony Passander, The Citadel
D – Jim Lee, The Citadel
- 11/1 O – Walker Gillette, Richmond
D – Pat Turchetta, Richmond
- 11/8 O – Gordon Slade, Davidson
D – Ken Totherow, Davidson
- 11/15 O – George Hannan, Davidson
D – Dick Irvin, Richmond

- 11/22 O – Butch Colson, East Carolina
D – Mel Medved, Richmond

1970

- 9/12 O – Charlie Richards, Richmond
D – Jerry Acuff, VMI
- 9/19 O – Bob Herb, William & Mary
D – George Whitley, E. Carolina
- 9/26 O – Bob Duncan, The Citadel
D – Ken Totherow, Davidson
- 10/3 O – Phil Mosser, William & Mary
D – Rich Peeler, East Carolina
- 10/10 O – Pat Carroll, Furman
D – Jeff Varnadoe, The Citadel
- 10/17 O – Steve Crislip, Furman
D – Wally Ake, William & Mary
- 10/24 O – Charlie Richards, Richmond
D – Jimmy King, The Citadel
- 10/31 O – Mike Mikolayunas, Davidson
D – John Barelli, Richmond
- 11/7 O – Phil Mosser, William & Mary
D – Mike Mills, East Carolina
- 11/14 O – Bob Herb, William & Mary
D – Chuck Cross, Furman
- 11/21 O – Steve Regan, William & Mary
D – Jeff Varnadoe, The Citadel

1971

- 9/11 O – Phil Mosser, William & Mary
D – Woody Montgomery, Davidson
- 9/18 O – Mac Bowman, VMI
D – Paul Scolaro, William & Mary
- 9/25 O – Brian Baima, The Citadel
D – Pat Kelly, Richmond
- 10/2 O – Dennis Cambal, Will. & Mary
D – Robin Hogue, East Carolina
- 10/9 O – Phil Mosser, William & Mary
D – Monty Kiernan, E. Carolina
- 10/16 O – Ken Nichols, Richmond
D – Mike Fabian, Furman
- 10/23 O – Billy Wallace, East Carolina
D – Jeff Varnadoe, The Citadel
- 10/30 O – John Gargano, Will. & Mary
D – David Knight, Will. & Mary
- 11/6 O – John Casazza, East Carolina
D – Monty Kiernan, E. Carolina
- 11/13 O – Billy Meyers, Richmond
D – Keith Dooley, Richmond
- 11/20 O – Ken Nichols, Richmond
D – John Nugent, Richmond

1972

- 9/9 O – Doug Gerhart, Will. & Mary
D – Woody Montgomery, D'son
- 9/16 O – Greg Troupe, East Carolina
D – Allan Melton, The Citadel
- 9/23 O – Carl Summerell, E. Carolina
D – Rusty Markland, E. Carolina
- 9/30 O – Bill Deery, William & Mary
D – Bob Loprete, Richmond
- 10/7 O – Carlester Crumpler, E. Car.
D – Eddie Womack, Davidson
- 10/14 O – Dave Ingold, Davidson
D – Norman Seabrooks, Citadel
- 10/21 O – Billy Meyers, Richmond
D – Ron Reynolds, App. St.
- 10/28 O – David Knight, Will. & Mary
D – Danny Kepley, East Carolina
- 11/4 O – Mac Bowman, VMI
D – Mark Shelton, Richmond
- 11/11 O – Carlester Crumpler, E. Car.
D – Terry Stoughton, E. Carolina
- 11/18 O – Billy Meyers, Richmond
D – Phil Upton, VMI

1973

- 9/8 O – Tom Waechter, Will. & Mary
D – Rusty Holt, The Citadel
- 9/15 O – Harry Lynch, The Citadel
D – Kenny Moore, East Carolina
- 9/22 O – Dick Pawlewicz, Will. & Mary
D – Vic Moye, Richmond

- 9/29 O – Bob Allen, Richmond
D – Gary Godette, East Carolina
- 10/6 O – Bill Deery, William & Mary
D – Gene Williams, VMI
- 10/13 O – Harry Knight, Richmond
D – Jim Roberts, The Citadel
- 10/20 O – David Harper, Davidson
D – Pat Kelly, Richmond
- 10/27 O – David Harper, Davidson
D – David Webb, Appalachian St
- 11/3 O – Carlester Crumpler, E. Car.
D – Gary Niklason, E. Carolina
- 11/10 O – Carl Summerell, E. Carolina
D – Danny Kepley, East Carolina
- 11/17 O – Carlester Crumpler, E. Car.
D – Ed Amrhein, Richmond

1974

- 9/14 O – Harry Knight, Richmond
D – Brian Ruff, The Citadel
- 9/21 O – Bill Deery, William & Mary
D – Danny Kepley, East Carolina
- 9/28 O – Ronnie Moore, VMI
D – Curtis Boyd, Furman
- 10/5 O – Andrew Johnson, Citadel
D – John Willison, VMI
- 10/12 O – Charles Elvington, Furman
D – Phil Upton, VMI
- 10/19 O – Jerry Harmon, App. St.
D – Fred Snipes, Appalachian St.
- 10/26 O – Ken Strayhorn, East Carolina
D – Brian Ruff, The Citadel
- 11/2 O – Joe Parker, Appalachian St.
D – Mike Copley, Richmond
- 11/9 O – Harry Knight, Richmond
D – Mike Copley, Richmond
- 11/16 O – Andrew Johnson, Citadel
D – Julius Thomas, App. St.
- 11/23 O – Bill Deery, William & Mary
D – Phil Upton, VMI

1975

- 9/13 O – Emmitt Hamilton, App. St.
D – Glen Jones, VMI
- 9/20 O – Calvin Simon, App. St.
D – Julius Thomas, App. St.
- 9/27 O – Ronnie Moore, VMI
D – Brian Ruff, The Citadel
- 10/4 O – Dave Taylor, Richmond
D – Gilbert Rossie, App. St.
- 10/11 O – Larry Robinson, Furman
D – Brian Ruff, The Citadel
- 10/18 O – Emmitt Hamilton, App. St.
D – Mike Andrus, Richmond
- 10/25 O – Mike Weaver, East Carolina
D – Jim Bolding, East Carolina
- 11/1 O – John Palazetti, Richmond
D – Harold Fort, East Carolina
- 11/8 O – Robbie Price, App. St.
D – Dickie Carey, Richmond
- 11/15 O – Joe Sumrall, The Citadel
D – Brian Ruff, The Citadel
- 11/22 O – Tom Rozantz, Will. & Mary
D – Jim Ryan, William & Mary

1976

- 9/11 O – Jim Kruis, William & Mary
D – Brian Ruff, The Citadel
- 9/18 O – Keith Fimian, Will. & Mary
D – Joe Agee, William & Mary
- 9/25 O – Raymond Jones, E. Carolina
D – Ralph Ferguson, The Citadel
- 10/2 O – Tom Rozantz, Will. & Mary
D – Gerald Hall, East Carolina
- 10/9 O – Pete Conaty, East Carolina
D – Greg James, The Citadel
- 10/16 O – Jim Kruis, William & Mary
D – Brian Ruff, The Citadel
- 10/23 O – Tom Rozantz, Will. & Mary
D – Brian Ruff, The Citadel
- 10/30 O – Scott McConnell, App. St.
D – Greg Arnett, VMI
- 11/6 O – Tom Rozantz, Will. & Mary
D – Reggie Pinkney, E. Carolina
- 11/13 O – Larry Robinson, Furman
D – Scott Hays, William & Mary

Players of the Week



11/20 O – Mike Weaver, East Carolina
D – Harold Randolph, E. Car.

1977

9/10 O – Craig Jones, VMI
D – Kenny Mitchell, Chattanooga
9/17 O – C.W. Geiger, Marshall
D – Ronnie Powe, Chattanooga
9/24 O – Mike Pusey, W. Carolina
D – Joey Brison, Marshall
10/1 O – Emmitt Hamilton, App. St.
D – Pat Murphy, App. St.
10/8 O – Andre Gibson, VMI
D – no nominations
10/15 O – David Henderson, Furman
D – Gary McNeal, VMI
10/22 O – Wayne Tolleson, W. Car.
D – Bobby Church, Furman
10/29 O – Tony Meredino, Chattanooga
D – Ricky Smith, W. Carolina
11/5 O – Robby Clark, VMI
D – Kenny Caldwell, The Citadel
11/12 O – Darrell Lipford, W. Carolina
D – Tony Starks, The Citadel
11/19 O – Mike Pusey, W. Carolina
D – Felix Hooks, The Citadel

1978

9/9 O – Mike Pusey, W. Carolina
D – George Elliott, Marshall
9/16 O – Steve Brown, Appalachian St.
D – Kurt Woerner, Chattanooga
9/23 O – Mark Slawson, The Citadel
D – Pat Murphy, Appalachian St.
9/30 O – Steve Brown, Appalachian St.
D – Ty Smith, Western Carolina
10/7 O – Tony Merendino, Chattanooga
D – Kenny Caldwell, The Citadel
10/14 O – Jeff Norman, W. Carolina
D – Mike Alston, VMI
10/21 O – Eddie Estes, Appalachian St.
D – John Creager, Chattanooga
10/28 O – David Henderson, Furman
D – Thomas Gunn, W. Carolina
11/4 O – Gerald Harp, W. Carolina
D – Ty Smith, Western Carolina
11/11 O – Mark Stowers, Furman
D – Scott Wages, The Citadel
11/18 O – Scott McConnell, App. St.
D – Jerry Scott, Furman

1979

9/8 O – Gwain Durden, Chattanooga
D – John Strong, W. Carolina
9/15 O – Mike Pusey, W. Carolina
D – Willis Yates, Chattanooga
9/22 O – Gwain Durden, Chattanooga
D – Scott Wages, The Citadel
9/29 O – Tim Russell, The Citadel
D – Ricky Smith, W. Carolina
10/6 O – Floyd Allen, VMI
D – John Creager, Chattanooga
10/13 O – Mark Hutsell, ETSU
D – Ron Phillips, ETSU
10/20 O – Stump Mitchell, The Citadel
D – Jeff Snipes, Furman
10/27 O – Floyd Allen, VMI
D – Charles Stein, ETSU
11/3 O – Tim Sorrells, Furman
D – Al McCloud, Chattanooga
11/10 O – Mike Smith, Chattanooga
D – Bruce Ghesling, Furman
11/17 O – Tim Russell, The Citadel
D – Eddie Estes, W. Carolina

1980

9/6 O – Rick Beasley, App. St.
D – Bruce Kitchen, VMI
9/13 O – Mike Glenn, Furman
D – Melvin Rucker, VMI
9/20 O – Gwain Durden, Chattanooga
D – Richard Ward, Chattanooga
9/27 O – Steve Brown, Appalachian St.
D – Sedrick Brown, The Citadel

10/4 O – Stump Mitchell, The Citadel
D – Willis Yates, Chattanooga

10/11 O – Stump Mitchell, The Citadel
D – Steve O'Neill, Furman

10/8 O – Joe Burke, Chattanooga
D – Cris Timmons, VMI

10/25 O – Steve Bishop, Furman
D – Kevin Morgan, Furman

11/1 O – Tim Sorrells, Furman
D – Bruce Ghesling, Furman

11/8 O – Stump Mitchell, The Citadel
D – Jesse Bandy, Marshall

11/15 O – Ron Mixon, W. Carolina
D – Melvin Rucker, VMI

11/22 O – Tony Jackson, Chattanooga
D – Jeff Snipes, Furman

1981

9/12 O – Floyd Allen, VMI
D – Jim Devine, Marshall
9/19 O – Stan Goodson, App. St.
D – Les Dunnville, VMI
9/26 O – Danny Miller, The Citadel
D – Bruce Ghesling, Furman
10/3 O – Steve Woods, Chattanooga
D – Mike Smith, ETSU
10/10 O – Stanford Jennings, Furman
D – Bruce Ghesling, Furman
10/17 O – Scott Nault, ETSU
D – Willis Yates, Chattanooga
10/24 O – Floyd Allen, VMI
D – Johnny Williams, WCU
10/31 O – Ron Mixon, W. Carolina
D – Steve Kurtz, Chattanooga
11/7 O – Larry Fourqurean, Marshall
D – Bruce Ghesling, Furman
11/14 O – Anthony James, W. Carolina
D – Melvin Rucker, VMI
11/21 O – Byron Walker, The Citadel
D – Melvin Rucker, VMI

1982

9/4 O – Larry Fourqurean, Marshall
D – Glenn Bates, Marshall
9/11 O – Tom Radle, VMI
D – Nathan Williams, WCU
9/18 O – Dean Biasucci, W. Carolina
D – Gib McEachran, Furman
9/25 O – Jack Teichmann, UTC
D – Kenny Washington, UTC
10/2 O – Stan Goodson, App. St.
D – John Zemina, Furman
10/9 O – Gerald Toney, The Citadel
D – Ernest Gibson, Furman
10/16 O – Anthony James, W. Carolina
D – Billy Hall, Furman
10/23 O – Anthony James, W. Carolina
D – Shannon DePew, ETSU
10/30 O – Stan Goodson, App. St.
D – Richard Dukes, W. Carolina
11/6 O – Artis Edwards, Chattanooga
D – Glenn Bates, Marshall
11/13 O – Stanford Jennings, Furman
D – Barry Smith, VMI
11/20 O – Jerry Butler, ETSU
D – Shannon DePew, ETSU

1983

9/3 O – Bill Van Aman, App. St.
D – Joel Carter, Appalachian St.
9/10 O – Robert Hill, The Citadel
D – Gary Zingler, E. Tennessee St.
9/17 O – Stanford Jennings, Furman
D – David McCrary, Chattanooga
9/24 O – Robert Hill, The Citadel
D – Troy Phillips, Furman
10/1 O – Randy Joyce, Appalachian St.
D – Richard Dukes, W. Carolina
10/8 O – Larry Fourqurean, Marshall
D – Glenn Richardson, UTC
10/15 O – Ralph Potter, Chattanooga
D – Mark Bridgeman, Furman
10/22 O – David Charpia, Furman
D – George Milton, The Citadel
10/29 O – Jack Borders, Furman
D – Ricky Pate, Western Carolina

11/5 O – David Charpia, Furman
D – Miles Nicholson, WCU

11/12 O – Herman Jacobs, ETSU
D – Mark Bridgeman, Furman

11/19 O – Leonard Williams, WCU
D – Buck Coatney, Furman

1984

9/1 O – Robbie Gardner, Furman
D – Rock Hurst, Furman
9/8 O – Jerry Butler, E. Tennessee St.
D – Louis Cooper, W. Carolina
9/15 O – Carl Fodor, Marshall
D – Rock Hurst, Furman
9/22 O – Carl Fodor, Marshall
D – Tiger Greene, W. Carolina
9/29 O – Artis Edwards, Chattanooga
D – Glenn Richardson, UTC
10/6 O – Jeff Gilbert, W. Carolina
D – David Ferrell, E. Tennessee St.
10/13 O – Robert Surratt, Marshall
D – Jerome Norris, Furman
10/20 O – Robert Hill, The Citadel
D – Dino Hackett, App. St.
10/27 O – Jeff Gilbert, W. Carolina
D – Tiger Greene, W. Carolina
11/3 O – Robbie White, ETSU
D – Gary Zingler, E. Tennessee St.
11/10 O – Mitch Fontenot, Chattanooga
D – David McCrary, Chattanooga
11/17 O – John Settle, Appalachian St.
D – Phil Aldridge, Chattanooga

1985

9/7 O – John Settle, Appalachian St.
D – Glenn Richardson, UTC
9/14 O – Tim Sanders, App. St.
D – Todd Brown, Marshall
9/21 O – John Settle, Appalachian St.
D – Dino Hackett, App. St.
9/28 O – Bobby Lamb, Furman
D – Dino Hackett, App. St.
10/5 O – Alan Evans, Chattanooga
D – John Ceglie, Marshall
10/12 O – Bobby Lamb, Furman
D – Mike Mayo, VMI
10/19 O – Brian Jager, Furman
D – Phillip Aldridge, UTC
10/26 O – Al Comer, VMI
D – Dino Hackett, App. St.
11/2 O – Tim Couch, Chattanooga
D – Joel Thompson, The Citadel
11/9 O – John Settle, Appalachian St.
D – Dino Hackett, App. St.
11/16 O – Tim Couch, Chattanooga
D – Chris Melick, App. St.
11/23 O – Bobby Lamb, Furman
D – Dino Hackett, App. St.

1986

9/6 O – John Settle, Appalachian St.
D – Jeff Blankenship, Furman
9/13 O – Willie Perkins, W. Carolina
D – Darryl Gardner, Furman
9/20 O – Herman Jacobs, ETSU
D – Tim Stepp, Furman
9/27 O – Keith Moore, Furman
D – Darryl Gardner, Furman
10/4 O – John Settle, Appalachian St.
D – Rick Harris, E. Tennessee St.
10/11 O – David Brown, VMI
D – Kenny Blacknell, App. St.
10/18 O – Tony Petersen, Marshall
D – Everett Spellman, WCU
10/25 O – John Settle, Appalachian St.
D – Kenny Peeples, W. Carolina
11/1 O – Mike Barber, Marshall
D – Stan Hall, Marshall
11/8 O – John Settle, Appalachian St.
D – Junior Jackson, Chattanooga
11/15 O – Kirk Roach, W. Carolina
D – Albert English, ETSU
11/22 O – Mark Stock, VMI
D – Darryl Gardner, Furman

1987

9/5 O – Jeff Morgan, ETSU
D – David Freeland, App. St.
9/12 O – Chris Speaks, Furman
D – Jerome Merrill, Chattanooga
9/19 O – Tony Petersen, Marshall
D – J.D. Cauthen, The Citadel
9/26 O – Stan Nix, Chattanooga
D – Scott Arant, W. Carolina
10/3 O – John Bagwell, Furman
D – Julius Dixon, Furman
10/10 O – Tony Petersen, Marshall
D – Kelly Smith, Furman
10/17 O – Mark Smith, W. Carolina
D – Reggie Solomon, UTC
10/24 O – Tim Sanders, App. St.
D – Leonard Lee, App. St.
10/31 O – Tommy Burriss, The Citadel
D – Mark Snyder, Marshall
11/7 O – Jeff Morgan, ETSU
D – Anthony Downs, App. St.
11/14 O – Tony Petersen, Marshall
D – Ken Green, Marshall
11/21 O – Steve Colwell, Chattanooga
D – Everett Spellman, W. Carolina

In 1988, the SoCon began honoring a freshman-of-the-week in addition to the offensive and defensive players-of-the-week.

1988

9/3 O – Bobby Fuller, App. St.
D – Rick Harris, ETSU
F – Dewey Klein, Marshall
9/10 O – Gene Brown, The Citadel
D – Willie Greenway, UTC
F – Mark Williams, ETSU
9/17 O – Darryl Jackson, W. Carolina
D – Geno Segars, W. Carolina
F – Dewey Klein, Marshall
9/24 O – Gene Brown, The Citadel
D – Troy Boeck, Chattanooga
F – Michael Bryant, Marshall
10/1 O – Gene Brown, The Citadel
D – Mike Lowman, Chattanooga
F – Jackie Washington, UTC
10/8 O – John Gregory, Marshall
D – Mike Frier, Appalachian St.
F – Scott Council, VMI
10/15 O – Mike Barber, Marshall
D – Pete Long, The Citadel
F – Michael Bryant, Marshall
10/22 O – Sean Doctor, Marshall
D – Nick McKnight, Marshall
F – Rocky Clay, Appalachian St.
10/29 O – Frankie DeBusk, Furman
D – Jeff Barnes, VMI
F – Dewey Klein, Marshall
11/5 O – Adrian Johnson, The Citadel
D – Jeff Blankenship, Furman
F – Lance Redding, App. St.
11/12 O – Gene Brown, The Citadel
D – Jeff Blankenship, Furman
F – Vince Carelli, Chattanooga
11/19 O – Bobby Fuller, App. St.
D – Wayne Purcell, VMI
F – Scott Council, VMI

1989

9/2 O – John Gregory, Marshall
D – Larry Huffman, Marshall
F – D.J. Campbell, App. St.
9/9 O – Ritchie Melchor, App. St.
D – Keith Collins, App. St.
F – Harold Alexander, App. St.
9/16 O – George Searcy, ETSU
D – Terrell Wagner, W. Carolina
F – Tony Scales, VMI
9/23 O – James Roberts, Chattanooga
D – Junior Jackson, Chattanooga
F – James Roberts, Chattanooga
9/30 O – George Searcy, ETSU
D – Junior Jackson, Chattanooga
F – Anthony Smith, App. St.
10/7 O – Frankie DeBusk, Furman
D – Gary Dandridge, App. St.

10/14 F – Al Ellis, Appalachian St.
O – George Searcy, ETSU
D – Chris Roper, Furman
F – James Roberts, Chattanooga

10/21 O – John Gregory, Marshall
D – Junior Jackson, Chattanooga
F – James Roberts, Chattanooga

10/28 O – Ritchie Melchor, App. St.
D – Kelly Fletcher, Furman
F – D.J. Campbell, App. St.

11/4 O – D.J. Campbell, App. St.
D – Kevin Kendrick, Furman
F – D.J. Campbell, App. St.

11/11 O – John Gregory, Marshall
D – Raymond Flowers, VMI
F – Raymond Flowers, VMI

11/18 O – Frankie DeBusk, Furman
D – Dwayne Pelham, App. St.
F – Dewayne Arkadie, VMI

1990

9/1 O – Michael Payton, Marshall
D – Donahue Stephenson, Marshall

F – Butch Jennings, VMI

9/8 O – Jack Douglas, The Citadel
D – J.J. Davis, The Citadel
F – Kevin Thigpen, W. Carolina

9/15 O – Tony Scales, VMI
D – Shingo Weems, Chattanooga
F – Derrick Hollins, ETSU

9/22 O – Kevin Thigpen, W. Carolina
D – J.J. Davis, The Citadel
F – Kevin Thigpen, W. Carolina

9/29 O – Ricardo Clark, Marshall
D – Rico Mack, Appalachian St.
F – Donahue Stephenson, Marshall

10/6 O – Carl Tremble, Furman
D – Brance Draine, Chattanooga
F – Bobby Acree, Chattanooga

10/13 O – Tony Scales, VMI
D – Shingo Weems, Chattanooga
F – Derrick Hollins, ETSU

10/20 O – Jack Douglas, The Citadel
D – Lester Smith, The Citadel
F – Maurice Kelly, ETSU

10/27 O – Jack Douglas, The Citadel
D – Kevin Kendrick, Furman
F – Derrick Hollins, ETSU

11/3 O – Derrick Hollins, ETSU
D – Joe Chirico, Marshall
F – Derrick Hollins, ETSU

11/10 O – Glen Connally, Furman
D – Allen Edwards, Furman
F – Shingo Weems, Chattanooga

11/17 O – Carl Tremble, Furman
D – Rico Mack, Appalachian St.
F – Johnny Smith, App. St.

1991

8/31 O – James Roberts, Chattanooga
D – Harold Alexander, App. St.
F – Kerry Hayes, W. Carolina

9/7 O – Tony Scales, VMI
D – Charles McGregor, Marshall
F – Tim Williams, VMI

9/14 O – Tony Scales, VMI
D – Steve Wilks, Appalachian St.
F – Chip Hooks, Appalachian St.

9/21 O – Shoun Habersham, UTC
D – Jackie Washington, UTC
F – Kerry Hayes, W. Carolina

9/28 O – Chip Hooks, Appalachian St.
D – Dewayne Arkadie, VMI
F – Chip Hooks, Appalachian St.

10/5 O – Hugh Swilling, Furman
D – Rico Mack, Appalachian St.
F – Nate Abraham, Appalachian St.

10/12 O – Michael Payton, Marshall
D – Lester Smith, The Citadel
F – Chip Hooks, Appalachian St.

10/19 O – Kevin Thigpen, W. Carolina
D – Avery Hall, Appalachian St.
F – Kerry Hayes, W. Carolina

10/26 O – Kenyon Earl, Chattanooga

11/2 D – David Masterson, UTC
F – Todd Donnan, Marshall
O – Jack Douglas, The Citadel
D – David Brodsky, The Citadel

11/9 F – Roger Johnson, Marshall
O – Michael Payton, Marshall
D – Albert Luke, Chattanooga

11/16 F – Roger Johnson, Marshall
O – Michael Payton, Marshall
D – Ryan Livezey, Furman

11/23 F – Chip Hooks, Appalachian St.
O – Troy Brown, Marshall
D – David Russinko, The Citadel
F – Roger Johnson, Marshall

1992

9/5 O – Jerry Ellison, Chattanooga
D – Judson Boehmer, The Citadel
F – Pat Crust, ETSU

9/12 O – Troy Brown, Marshall
D – Lester Smith, The Citadel
F – Chris Parker, Marshall

9/19 O – Everette Sands, The Citadel
D – Shannon King, Marshall
F – Terry Tucker, VMI

9/26 O – Everette Sands, The Citadel
D – Avery Hall, Appalachian St.
F – Marlon Anderson, VMI

10/3 O – Everette Sands, The Citadel
D – Milan Sterling, Furman
F – Gabe Berry, ETSU

10/10 O – Michael Payton, Marshall
D – William King, Marshall
F – Willie McLain, App. St.

10/17 O – Lonnie Galloway, WCU
D – William King, Marshall
F – Wes Greenwell, W. Carolina

10/24 O – Craig Aiken, W. Carolina
D – Ahren Self, The Citadel
F – Jim Richter, Furman

10/31 O – Lonnie Galloway, WCU
D – Julius Grant, W. Carolina
F – Ricky Carter, Marshall

11/7 O – Michael Payton, Marshall
D – Sean Swoope, App. St.
F – Ricky Carter, Marshall

11/14 O – Carl Tremble, Furman
D – Tom Bodine, W. Carolina
F – Byron Turner, Marshall

11/21 O – Carl Tremble, Furman
D – Avery Hall, Appalachian St.
F – Marlon Anderson, VMI

1993

9/4 O – Jim Richter, Furman
D – Andre Worrell, Furman
F – Larry Bell, ETSU

9/11 O – Chris Parker, Marshall
D – Alex Mash, Ga. Southern
F – Nakia Thomas, ETSU

9/18 O – Kenyon Earl, Chattanooga
D – William King, Marshall
F – Dexter Coakley, App. St.

9/25 O – C.J. Haynes, The Citadel
D – Dexter Coakley, App. St.
F – Gerard Hardy, App. St.

10/2 O – Kenyon Earl, Chattanooga
D – Roger Johnson, Marshall
F – Jimmy Butler, W. Carolina

10/9 O – Lonnie Galloway, WCU
D – Shannon King, Marshall
F – Greg Ryan, ETSU

10/16 O – Chris Parker, Marshall
D – Tom Bodine, W. Carolina
F – Shawn Lyons, The Citadel

10/23 O – Charles Bostick, Ga. Southern
D – Shannon King, Marshall
F – Tim Martin, Marshall

10/30 O – Scott Satterfield, App. St.
D – Roger Johnson, Marshall
F – Damon Scott, App. St.

11/6 O – Chris Parker, Marshall
D – William King, Marshall
F – Thomas Haskins, VMI

11/13 O – Thomas Haskins, VMI
D – Milan Sterling, Furman

11/20 F – Braniff Bonaventure, Furman
O – Jerry Ellison, Chattanooga
D – Julius Grant, W. Carolina
F – Greg Ryan, ETSU

1994

9/5 O – Thomas Haskins, VMI
D – Vince Parker, Marshall
F – B.J. Cohen, Marshall

9/12 O – Chris Parker, Marshall
D – Andre Hentz, Furman
F – Brian Edwards, ETSU

9/19 O – Jeff Johnson, ETSU
D – James Russell, ETSU
F – B.J. Cohen, Marshall

9/26 O – Don Blue, Appalachian St.
D – Dexter Coakley, App. St.
F – Kenny Robinson, GSU

10/3 O – John Burton, The Citadel
D – William Peebles, App. St.
F – Leander Dumas, W. Carolina

10/10 O – Greg Ryan, ETSU
D – Herb Streater, W. Carolina
F – Larry McCloud, Marshall

10/17 O – Terrance Rivers, The Citadel
D – Marco Bradham, Ga. Southern
F – Stan Sullivan, Chattanooga

10/24 O – Kerry Hayes, W. Carolina
D – Johnny Smith, App. St.
F – Robb Harris, W. Carolina

10/31 O – Todd Donnan, Marshall
D – Mark Tate, Furman
F – Mark Moore, Furman

11/7 O – Aldwin Lance, App. St.
D – Micah Young, The Citadel
F – Quasey Vinson, Chattanooga

11/14 O – Todd Donnan, Marshall
D – Chip Miller, Appalachian St.
F – Brian Edwards, ETSU

11/21 O – Thomas Haskins, VMI
D – Craig Wasik, ETSU
F – Brian Edwards, ETSU

1995

9/4 O – Scott Satterfield, App. St.
D – Scott Belcher, The Citadel
F – Stanley Myers, The Citadel

9/11 O – Thomas Haskins, VMI
D – Brad Keeney, The Citadel
F – Stanley Myers, The Citadel

9/18 O – Damon Scott, App. St.
D – Kelly Cook, VMI
F – Chad Pennington, Marshall

9/25 O – Braniff Bonaventure, Furman
D – Robert Tucker, W. Carolina
F – Marques Stubbs, Furman

10/2 O – Braniff Bonaventure, Furman
D – Jason Hatcher, W. Carolina
F – Orlando Ruff, Furman

10/9 O – Greg Ryan, ETSU
D – Derrick Reeves, Ga. Southern
F – Chad Pennington, Marshall

10/16 O – Chris Parker, Marshall
& Thomas Haskins, VMI
D – Dexter Coakley, App. St.
F – Marques Stubbs, Furman

10/23 O – Marrio Grier, Chattanooga
D – Dexter Coakley, App. St.
F – Tyrone Coleman, Chattanooga

10/30 O – Greg Ryan, ETSU
D – James Russell, ETSU
F – Terence Stokes, W. Carolina

11/6 O – Charles Bostick, Ga. So.
D – B.J. Cohen, Marshall
F – Brian Hampton, Chattanooga

11/13 O – Damon Scott, App. St.
D – Dexter Coakley, App. St.
F – Joey Hall, Appalachian St.

11/20 O – Chris Parker, Marshall
D – Donnie Abraham, ETSU
F – Chad Pennington, Marshall

1996

9/1 O – Kenny Robinson, GSU
D – Dexter Coakley, App. St.
F – Carlos Locklyn, Chattanooga

9/8 O – Erik Thomas, Marshall
D – Eric Johnson, W. Carolina
F – Darius Hooks, W. Carolina

9/15 O – Ernest Crosby, Furman
D – James Russell, ETSU
F – Randy Moss, Marshall

9/22 O – Gerard Hardy, App. St.
D – Shon Galloway, ETSU
F – Brandon Walker, ETSU

9/29 O – Josh Cole, Furman
D – Larry McCloud, Marshall
F – Stuart Rentz, Furman

10/6 O – Eric Kresser, Marshall
D – Dexter Coakley, App. St.
F – Randy Cerqua, Furman

10/13 O – Ernest Crosby, Furman
D – Dexter Coakley, App. St.
F – Greg Hill, Georgia Southern

10/20 O – Thomas Haskins, VMI
D – Gordon Fenderson, App. St.
F – Randy Moss, Marshall

10/27 O – Roderick Russell, GSU
D – Scott Belcher, The Citadel
F – Brandon Walker, ETSU

11/3 O – Damon Scott, App. St.
D – Adam Walton, ETSU
F – Randy Moss, Marshall

11/10 O – Eric Kresser, Marshall
D – Billy Lyon, Marshall
F – Randy Moss, Marshall

11/17 O – Thomas Haskins, VMI
D – Mike Rogers, VMI
F – Greg Hill, Georgia Southern

11/24 O – Braniff Bonaventure, Furman
D – Bryan Dailer, Furman
F – Chuck Payne, App. St.

1997

9/6 O – Carlos Frank, The Citadel
D – Mario Hankerson, ETSU
F – Todd Wells, ETSU

9/13 O – Brian Edwards, ETSU
D – Billy Webb, The Citadel
F – Mario Richardson, Citadel

9/20 O – Darius Hooks, W. Carolina
D – D.T. Tanner, Ga. Southern
F – Daryl Skinner, App. St.

9/27 O – Brent Rickman, Furman
D – Chad Nighbert, Ga. Southern
F – Todd Wells, ETSU

10/4 O – Todd Wells, ETSU
D – David Damon, Chattanooga
F – Daryl Skinner, App. St.

10/11 O – Ernest Crosby, Furman
D – Jay Thier, Furman
F – Britt Gardner, The Citadel

10/18 O – Gerard Hardy, App. St.
D – Earl Hunter, Appalachian St.
F – Brent Rickman, Furman

10/25 O – Roderick Russell, GSU
D – Mario Hankerson, ETSU
F – Keydrick Gordon, ETSU

11/1 O – Corey Joyner, Ga. Southern
D – Ken Byrd, Appalachian St.
F – Daryl Morrell, Ga. Southern

11/8 O – Greg Hill, Georgia Southern
D – Daryl Morrell, Ga. Southern
F – Todd Wells, ETSU

11/15 O – Steffon Hawkins, UTC
D – Marcus Bradley, W. Carolina
F – Justin Hill, Furman

11/22 O – B.J. Adigun, ETSU
D – Bryan Dailer, Furman
F – Derek Russell, Furman

Players of the Week



1998

9/5 O – Antonio Smith, The Citadel
D – Arkee Thompson, GSU
F – Adrian Peterson, GSU

9/12 O – Adrian Peterson, GSU
D – Chuck Payne, App. State
F – Louis Ivory, Furman

9/19 O – Greg Hill, GSU
D – Eric Johnson, W. Carolina
F – Daniel Robertson, Furman

9/26 O – Adrian Peterson, GSU
D – Anthony Jenkins, W. Carolina
F – Arkee Thompson, GSU

10/3 O – Daniel Jeremiah, App. State
D – Richie Jackson, Furman
F – Will Bouton, Furman

10/10 O – Daryl Skinner, App. State
D – Marcus Johnson, The Citadel
F – Aaron Mitchell, VMI

10/17 O – Stanley Myers, The Citadel
D – Arkee Thompson, GSU
F – Adrian Peterson, GSU

10/24 O – Adrian Peterson, GSU
D – DeNorris Burton, WCU
F – Aaron Mitchell, VMI

10/31 O – Brad Hoover, App. State
D – Kevin Peterson, ETSU
F – Adrian Peterson, GSU

11/7 O – Greg Hill, GSU
D – Eric Davis, GSU
F – Adrian Peterson, GSU

11/14 O – Terrence McCall, App. State
D – Marcus Johnson, The Citadel
F – Travis Wilson, Wofford

11/21 O – Brad Hoover, W. Carolina
D – Brett Chappell, W. Carolina
F – Travis Wilson, Wofford

1999

9/4 O – Chris Sanders, UTC
D – Cody Goodwin, UTC
F – Joe Patrick, App. State

9/11 O – Karim Razzak, App. State
D – Corey Hall, App. State
F – Anthony Williams, GSU

9/18 O – Adrian Peterson, GSU
D – Will Bouton, Furman
F – Jesse McCoy, Wofford

9/25 O – Adrian Peterson, GSU
D – Ben Dae, Wofford
F – Billy Napier, Furman

10/2 O – Adrian Peterson, GSU
D – Tim Ramseur, App. State,
John Keith, Furman
F – Jesse McCoy, Wofford,
Matthew Kluk, VMI

10/9 O – Louis Ivory, Furman
D – Walter Booth, Furman
F – David Young, GSU

10/16 O – Carlos Locklyn, UTC
D – Corey Hall, App. State
F – Jesse McCoy, Wofford

10/23 O – Chris Sanders, UTC
D – Carlos Locklyn, UTC
Louis Ivory, Furman
D – Dean Kelley, The Citadel
F – Mike Ward, GSU

10/31 O – Justin Hill, Furman
D – Hondre McNeil, Wofford
F – Jesse McCoy, Wofford

11/7 O – Greg Hill, GSU
D – Justin Seaverns, App. State
F – Josh Cain, UTC

11/15 O – Justin Hill, Furman
D – John Keith, Furman
F – David Young, GSU

11/22 O – Chris Sanders, UTC
D – Richie Jackson, Furman
F – Michael Banks, WCU

2000

9/2 O – Louis Ivory, Furman
D – Will Bouton, Furman
F – Tim Turner, ETSU

9/9 O – David Rivers, WCU
D – Marcus Ellerbe, Chattanooga

F – Lamont Seward, WCU

9/16 O – Cos DeMatteo, Chattanooga
D – Denny Haywood, The Citadel
F – Corey Carter, ETSU

9/23 O – J.R. Revere, GSU
D – Justin Fryer, Western Carolina
F – Brandon Poole, Furman

9/30 O – Louis Ivory, Furman
O – Adrian Peterson, GSU
D – Du'Shon Martin, App. State
F – Scooter Johnson, The Citadel

10/7 O – Joe Burchette, App. State
D – Freddie Pesqueira, GSU
F – Fred Boateng, WCU

10/14 O – David Rivers, WCU
D – Josh Cooper, Furman
F – Lamont Seward, WCU

10/21 O – Todd Wells, ETSU
D – Rahim El Amin, ETSU
D – Justin Fryer, WCU
F – Lamont Seward, WCU

10/28 O – Matt Vick, Chattanooga
D – Brian Bodor, Wofford
F – Lamont Seward, WCU

11/4 O – Louis Ivory, Furman
D – Will Bouton, Furman
F – Shaun Fogle, Wofford

11/11 O – Joe Burchette, App. State
O – Joey Gibson, VMI
D – Will Bouton, Furman
D – Josh Jeffries, App. State
F – Danny Marshall, Furman

11/18 O – Louis Ivory, Furman
O – Chris Sanders, Chattanooga
D – Kevin Hudson, Wofford
F – Lamont Seward, WCU

2001

9/3 O – Adrian Peterson, GSU
D – Justin Fryer, W. Carolina
F – Mazzie Drummond, Citadel

9/10 O – Adrian Peterson, GSU
D – Josh Jeffries, App. State
F – Victor Cabral, GSU

9/24 O – Fred Boateng, W. Carolina
D – Robert Mathis, Wofford
F – Johnathan Woodman, GSU

10/1 O – Louis Ivory, Furman
D – Kevin Howard, The Citadel
F – Titus Green, VMI

10/8 O – J.R. Revere, GSU
D – Will Bouton, Furman
F – Issac West, Furman

10/15 O – Michael Banks, W. Carolina
D – Derik Screen, VMI
F – Kwento Ikuezunma, UTC

10/22 O – Joe Burchette, App. State
D – Travis Stephens, The Citadel
F – Jermane Little, App. State

10/29 O – Jimmy Watkins, App. State
D – Chase Corn, Wofford
F – Gerald Sensabaugh, ETSU

11/5 O – Adrian Peterson, GSU
D – Josh Cain, Chattanooga
F – Kevin Corley, The Citadel

11/12 O – Maurice Murphy, The Citadel
D – Tyler Unzicker, Chattanooga
F – Jonathan Lyles, App. State

11/19 O – Billy Napier, Furman
D – Josh Cooper, Furman
F – Tyler Norman, W. Carolina

11/26 O – Charles McNeill, UTC
D – Josh Cain, Chattanooga
F – Cedrick Ritter, Furman

2002

9/2 O – Jeff Zolman, Wofford
D – Rod Dunlap, WCU
F – Donnie Johnston, VMI

9/9 O – Joey Gibson, VMI
D – David Young, GSU
F – Jermaine Austin, GSU

9/16 O – Billy Napier, Furman
D – Cliff Washburn, The Citadel
F – Brad West, App. State

9/23 O – Jesse McCoy, Wofford
D – Montreal Harkley, ETSU
F – Jim Thurman, Wofford

9/30 O – Joe Burchette, App. State
D – Josh Jeffries, App. State
F – Jermaine Austin, GSU

10/7 O – Jesse McCoy, Wofford
D – Josh Cain, Chattanooga
F – Jim Thurman, Wofford

10/14 O – Chaz Williams, GSU
D – Josh Jeffries, App. State
F – Gary Price, VMI

10/21 O – Chaz Williams, GSU
D – Lamar Beam, ETSU
F – Sean Mizzer, VMI

10/28 O – Manny DeShauteurs, WCU
D – Roland Harris, Wofford
F – Gabriel Jackson, Wofford

11/4 O – Jesse McCoy, Wofford
D – Scott Cornatzer, App. State
F – Sean Mizzer, VMI

11/11 O – Chaz Williams, GSU
D – Anthony Jones, Wofford
F – Richie Williams, App. State

11/18 O – Billy Napier, Furman
D – Chris Walsh, VMI
F – Jermaine Austin, GSU

11/25 O – Jeff Klein, The Citadel
D – Rodney Johnson, Furman
F – William Freeman, Furman

2003

9/1 O – Ern Mills, The Citadel
D – Cam Newton, Furman
F – Chad Nkang, Elon

9/8 O – Jermaine Austin, Georgia So.
D – Teddie Whitaker, Wofford
F – Carl Meadows, ETSU
O – Gaven Varner, ETSU
D – Allen Davis, ETSU
and Mike Warren, Elon

9/15 F – Carl Meadows, ETSU
O – Brian Gaither, WCU
D – William Freeman, Furman
F – Kevious Johnson, Wofford

9/22 O – Lamont Seward, WCU
D – James Burchett, Georgia So.
F – Mike Cullen, ETSU

9/29 O – J.R. McNair, Wofford
D – Alonzo Nix, Chattanooga
D – Timmy Thrift, Wofford
F – Alan Atwater, App. State

10/6 O – Trey Hunter, Georgia So.
D – K.T. Stovall, App. State
F – Nicholas Wishart, WCU

10/13 O – Nehemiah Broughton, Citadel
D – Tony Tiller, ETSU
F – Corey Lynch, App. State

10/20 O – Vinnie Miroth, Chattanooga
D – Teddie Whitaker, Wofford
F – Josh Stepp, Furman

10/27 O – Jermaine Austin, Georgia So.
D – Matt Nelson, Wofford
F – Alan Atwater, App. State
O – Sean Holland, Georgia So.
D – Sam Smalls, App. State
F – Kevious Johnson, Wofford

11/3 O – Gaven Varner, ETSU
D – K.T. Stovall, App. State
F – Carl Meadows, ETSU

11/17 O – Gaven Varner, ETSU
D – K.T. Stovall, App. State
F – Carl Meadows, ETSU

11/24 O – Gaven Varner, ETSU
D – Bo Moore, Furman
D – Nick McNeil, WCU
F – Carl Meadows, ETSU

2004

9/6 O – Ingle Martin, Furman
D – Travis Hill, West. Carolina
F – Scott Beckler, Furman

9/13 O – Richie Williams, App. St.
D – Cam Newton, Furman
F – Antonio Miller, UTC

9/20 O – Richie Williams, App. St.
D – William Freeman, Furman
F – Kye Hamilton, Elon

9/27 O – Jermaine Austin, Georgia So.
D – William Freeman, Furman
F – Brian Kemp, Wofford

10/4 O – Chaz Williams, Ga. Southern
D – Jeremy Wiggins, App. St.
F – Trey Elder, App. State

10/11 O – Richie Williams, App. St.
D – Dwayne Ijames, Elon
F – Cedric Gipson, Furman

10/18 O – John Taylor, Elon
D – Lee Basinger, Wofford
F – Jayson Foster, Ga. Southern

10/25 O – DaVon Fowlkes, App. St.
D – Greg McConico, UTC
F – Montrell Lee, The Citadel

11/1 O – Cedric Stevens, Chattanooga
D – Travis Hill, West. Carolina
F – Jayson Foster, Ga. Southern

11/8 O – DaVon Fowlkes, App. St.
D – William Freeman, Furman
F – Jerome Felton, Furman

11/15 O – Isaac West, Furman
D – Bruce Lee, Western Carolina
F – Andrew Jones, Furman

11/22 O – Ingle Martin, Furman
D – Justin Franklin, Wofford
F – Cedrick Gipson, Furman

Most Awards

14 Adrian Peterson, Ga. So. (10 off, 4 fr)
9 Dexter Coakley, App. State (8 def, 1 fr)
8 Brian Ruff, Citadel (8 def)
8 John Settle, App. State (8 off)
8 Louis Ivory, Furman (7 off, 1 fr)
8 Thomas Haskins, VMI (7 off, 1 fr)
7 Jesse McCoy, Wofford (3 off, 4 fr)
7 Bob Schweikert, Va. Tech (7 off)
7 Chris Parker, Marshall (6 off, 1 fr)
6 Greg Hill, Georgia So. (4 off, 2 fr)
6 Will Bouton, Furman (5 def, 1 fr)
6 Dino Hackett, App. State (6 def)
6 Lamont Seward, WCU (1 off, 5 fr)
6 Michael Payton, Marshall (6 off)
6 Jermaine Austin, Ga. So. (3 off, 3 fr)


5 Derrick Hollins, ETSU (1 off, 4 fr)
5 Bruce Gheesling, Furman (5 def)
5 Chip Hooks, App. State (1 off, 4 fr)
5 Dan Darragh, Wofford (3 off, 5 off)
5 Greg Ryan, ETSU (3 off, 2 fr)
5 James Roberts, UTC (2 off, 3 fr)
5 Roger Johnson, Marshall (2 def, 3 fr)
5 Todd Wells, ETSU (2 off, 3 fr)
5 Tony Scales, VMI (4 off, 1 fr)
5 William Freeman, Furman (4 def, 1 fr)

Composite Totals				
School	OFF	DEF	FR	TOT
Appalachian State	59	62	31	152
The Citadel	51	58	9	118
Davidson	15	9	—	24
East Carolina	18	25	—	43
East Tennessee State	24	26	29	79
Elon	1	2	2	5
Furman	66	76	26	168
George Washington	5	3	—	8
Georgia Southern	31	12	20	63
Marshall	38	29	25	92
Richmond	24	24	—	48
Chattanooga	41	42	15	98
VMI	31	36	18	85
Virginia Tech	8	4	—	12
West Virginia	10	7	—	17
Western Carolina	37	43	20	100
William & Mary	35	20	—	55
Wofford	5	14	13	32

current conference schools in bold

Coaches Player of the Year

- | | |
|--|--|
| <p>1989 – (offense) George Searcy, RB, East Tennessee St.
(defense) Junior Jackson, LB, Chattanooga</p> <p>1990 – (offense) Frankie DeBusk, QB, Furman
(defense) Troy Boeck, DL, Chattanooga
& Kevin Kendrick, LB, Furman</p> <p>1991 – (offense) Michael Payton, QB, Marshall
(defense) Allen Edwards, DL, Furman</p> <p>1992 – (offense) Michael Payton, QB, Marshall
(defense) Avery Hall, DL, Appalachian State</p> <p>1993 – (offense) Chris Parker, RB, Marshall
(defense) Alex Mash, DL, Georgia Southern</p> <p>1994 – (offense) Todd Donnan, QB, Marshall
(defense) Dexter Coakley, LB, Appalachian State</p> <p>1995 – (offense) Thomas Haskins, RB, VMI
(defense) Dexter Coakley, LB, Appalachian State</p> | <p>1996 – (offense) Thomas Haskins, RB, VMI
(defense) Dexter Coakley, LB, Appalachian State</p> <p>1997 – (offense) B.J. Adigun, WR, East Tennessee State
(defense) Mario Hankerson, LB, E. Tennessee St.</p> <p>1998 – (offense) Adrian Peterson, FB, Georgia Southern
(defense) Eric Johnson, FS, Western Carolina</p> <p>1999 – (offense) Greg Hill, QB, Georgia Southern
(defense) John Keith, DB, Furman</p> <p>2000 – (offense) Louis Ivory, TB, Furman
(defense) Will Bouton, LB, Furman</p> <p>2001 – (offense) Adrian Peterson, RB, Georgia Southern
(defense) Freddy Pesqueira, DT, Georgia Southern</p> <p>2002 – (offense) Chaz Williams, QB, Georgia Southern
(defense) Josh Jeffries, DE, Appalachian State</p> <p>2003 – (offense) Jermaine Austin, FB, Georgia Southern
(defense) K.T. Stovall, DT, Appalachian State</p> <p>2004 – (offense) DaVon Fowlkes, WR, Appalachian State
(defense) William Freeman, LB, Furman</p> |
|--|--|



DaVon Fowlkes


Media Player of the Year

The media player-of-the-year award is named after Roy M. "Legs" Hawley, who served as athletics director at West Virginia from 1938 until his death in 1954. Hawley was instrumental in West Virginia's admittance to the Southern Conference in 1950. He was inducted posthumously in to the National Association of Collegiate Directors of Athletics Hall of Fame in 1974.


- | | |
|---|---|
| <p>1948 – Charlie Justice, RB, North Carolina</p> <p>1949 – Charlie Justice, RB, North Carolina</p> <p>1950 – Steve Wadiak, RB, South Carolina</p> <p>1951 – Bob Ward, G, Maryland</p> <p>1952 – Jack Scarbath, QB, Maryland</p> <p>1953 – Steve Korcheck, C, George Washington</p> <p>1954 – Freddy Wyant, QB, West Virginia</p> <p>1955 – Bruce Bosley, T, West Virginia</p> <p>1956 – Walt Brodie, E, William & Mary</p> <p>1957 – Bobby Jordan, RB, VMI</p> <p>1958 – Carroll Dale, E, Virginia Tech</p> <p>1959 – Paul Maguire, E, The Citadel</p> <p>1960 – Howard Dyer, QB, VMI</p> <p>1961 – Earl Stoudt, RB, Richmond</p> <p>1962 – Bob Soleau, G, William & Mary</p> <p>1963 – Bob Schweickert, QB, Virginia Tech</p> <p>1964 – Bob Schweickert, QB, Virginia Tech</p> <p>1965 – George Pearce, E, William & Mary</p> <p>1966 – Garrett Ford, RB, West Virginia
& Jimmy Poole, QB, Davidson</p> <p>1967 – Butch Colson, RB, East Carolina</p> <p>1968 – Buster O'Brien, QB, Richmond</p> <p>1969 – Gordon Slade, QB, Davidson</p> <p>1970 – Phil Mosser, RB, William & Mary</p> <p>1971 – Brian Baima, E, The Citadel</p> <p>1972 – Carlester Crumpler, RB, East Carolina</p> <p>1973 – Carl Summerell, QB, East Carolina</p> <p>1974 – Andrew Johnson, RB, The Citadel</p> <p>1975 – Brian Ruff, LB, The Citadel</p> <p>1976 – Brian Ruff, LB, The Citadel</p> <p>1977 – Darrell Lipford, RB, Western Carolina</p> <p>1978 – Gerald Harp, WR, Western Carolina
& David Henderson, QB, Furman</p> <p>1979 – Rick Beasley, WR, Appalachian State</p> <p>1980 – Stump Mitchell, RB, The Citadel</p> <p>1981 – Stanford Jennings, RB, Furman</p> <p>1982 – Stanford Jennings, RB, Furman</p> | <p>1983 – Stanford Jennings, RB, Furman</p> <p>1984 – Jeff Gilbert, QB, Western Carolina</p> <p>1985 – Bobby Lamb, QB, Furman</p> <p>1986 – (offense) John Settle, RB, Appalachian State
(defense) Scott Thompson, T, The Citadel</p> <p>1987 – (offense) Tony Petersen, QB, Marshall
(defense) Anthony Downs, DL, Appalachian State</p> <p>1988 – (offense) Gene Brown, QB, The Citadel
(defense) Jeff Blankenship, LB, Furman</p> <p>1989 – (offense) George Searcy, RB, East Tennessee St.
(defense) Kelly Fletcher, E, Furman</p> <p>1990 – (offense) Frankie DeBusk, QB, Furman
(defense) Kevin Kendrick, LB, Furman</p> <p>1991 – (offense) Michael Payton, QB, Marshall
(defense) Rico Mack, LB, Appalachian State</p> <p>1992 – (offense) Michael Payton, QB, Marshall
(defense) Avery Hall, DL, Appalachian State</p> <p>1993 – (offense) Chris Parker, RB, Marshall
(defense) William King, LB, Marshall</p> <p>1994 – (offense) Todd Donnan, QB, Marshall
(defense) Dexter Coakley, LB, Appalachian State</p> <p>1995 – (offense) Chris Parker, RB, Marshall
(defense) Dexter Coakley, LB, Appalachian State</p> <p>1996 – (offense) Thomas Haskins, RB, VMI
(defense) Dexter Coakley, LB, Appalachian State</p> <p>1997 – (offense) B.J. Adigun, WR, East Tennessee State
(defense) Bryan Dailer, DE, Furman</p> <p>1998 – (offense) Adrian Peterson, FB, Georgia Southern
(defense) Eric Johnson, FS, Western Carolina</p> <p>1999 – (offense) Greg Hill, QB, Georgia Southern
(defense) John Keith, DB, Furman</p> <p>2000 – (offense) Louis Ivory, TB, Furman
(defense) Will Bouton, LB, Furman</p> <p>2001 – (offense) Louis Ivory, TB, Furman
(defense) Will Bouton, LB, Furman</p> <p>2002 – (offense) Chaz Williams, QB, Georgia Southern
(defense) Josh Jeffries, DE, Appalachian State</p> <p>2003 – (offense) Jermaine Austin, FB, Georgia Southern
(defense) Matt Nelson, DB, Wofford</p> <p>2004 – (offense) DaVon Fowlkes, WR, Appalachian State
(defense) William Freeman, LB, Furman</p> |
|---|---|



William Freeman



Jayson Foster



Andrew Thacker

Conference Football Awards



Coaches Coach of the Year

- | | |
|---|---------------------------------------|
| 1989 – Jimmy Satterfield, Furman | 1997 – Paul Johnson, Georgia Southern |
| 1990 – Buddy Nix, Chattanooga | 1998 – Paul Johnson, Georgia Southern |
| 1991 – Jerry Moore, Appalachian State | 1999 – Bobby Johnson, Furman |
| 1992 – Steve Hodgin, Western Carolina | 2000 – Mike Ayers, Wofford |
| 1993 – Tim Stowers, Georgia Southern | 2001 – Bill Bleil, Western Carolina |
| 1994 – Jerry Moore, Appalachian State | 2002 – Cal McCombs, VMI |
| 1995 – Jerry Moore, Appalachian State | 2003 – Mike Ayers, Wofford |
| 1996 – Mike Cavan, East Tennessee State | 2004 – Mike Sewak, Georgia Southern |

Media Coach of the Year

The media coach-of-the-year award is named after Wallace Wade, the first commissioner of the Southern Conference. Wade served as commissioner from 1951 until 1960. He spent 16 years as the head football coach at Duke, where he went 110-36-7. Wade is a member of the National Football Hall-of-Fame.

- | | |
|--|---|
| 1948 – Frank Howard, Clemson | 1977 – Joe Morrison, Chattanooga |
| 1949 – Wallace Wade, Duke | 1978 – Dick Sheridan, Furman |
| 1950 – George Barclay, Washington & Lee | 1979 – Joe Morrison, Chattanooga |
| 1951 – Jim Tatum, Maryland | 1980 – Dick Sheridan, Furman |
| 1952 – Bill Murray, Duke | 1981 – Bob Thalman, VMI |
| 1953 – Art Lewis, West Virginia | 1982 – Dick Sheridan, Furman |
| 1954 – Art Lewis, West Virginia | 1983 – Bob Waters, Western Carolina |
| 1955 – Eugene Sherman, George Washington | 1984 – Tom Moore, The Citadel |
| 1956 – Frank Moseley, Virginia Tech | 1985 – Sparky Woods, Appalachian State |
| 1957 – John McKenna, VMI | 1986 – Sparky Woods, Appalachian State |
| 1958 – Ed Merrick, Richmond | 1987 – Sparky Woods, Appalachian State |
| 1959 – John McKenna, VMI | 1988 – Charlie Taaffe, The Citadel |
| 1960 – Bill Elias, George Washington | 1989 – Jimmy Satterfield, Furman |
| 1961 – Eddie Teague, The Citadel | 1990 – Charlie Taaffe, The Citadel |
| 1962 – John McKenna, VMI | 1991 – Jerry Moore, Appalachian State |
| 1963 – Jerry Claiborne, Virginia Tech | 1992 – Steve Hodgin, Western Carolina |
| 1964 – Marv Levy, William & Mary | 1993 – Tim Stowers, Georgia Southern |
| 1965 – Marv Levy, William & Mary | 1994 – Jerry Moore, Appalachian State |
| 1966 – Jim Camp, George Washington | 1995 – Jerry Moore, Appalachian State |
| 1967 – Frank Jones, Richmond | 1996 – Mike Cavan, East Tennessee State |
| 1968 – Frank Jones, Richmond | 1997 – Paul Johnson, Georgia Southern |
| 1969 – Homer Smith, Davidson | 1998 – Paul Johnson, Georgia Southern |
| 1970 – Bob King, Furman | 1999 – Bobby Johnson, Furman |
| 1971 – Frank Jones, Richmond | 2000 – Mike Ayers, Wofford |
| 1972 – Sonny Randle, East Carolina | 2001 – Bill Bleil, Western Carolina |
| 1973 – Sonny Randle, East Carolina | 2002 – Mike Ayers, Wofford |
| 1974 – Bob Thalman, VMI | 2003 – Mike Ayers, Wofford |
| 1975 – Jim Tait, Richmond | 2004 – Bobby Lamb, Furman |
| 1976 – Jim Root, William & Mary | |



Frank Howard



Dick Sheridan



Jerry Moore



Mike Sewak



Bobby Lamb

Coaches Freshman of the Year

- | | |
|---|---|
| 1989 – James Roberts, RB, Chattanooga | 1996 – Brandon Walker, RB, East Tennessee State |
| 1990 – Derrick Hollins, RB, East Tennessee | 1997 – Todd Wells, QB, East Tennessee State |
| 1991 – (offense) Chip Hooks, RB, Appalachian State
(defense) Roger Johnson, DB, Marshall | 1998 – Adrian Peterson, FB, Georgia Southern |
| 1992 – Marlon Anderson, WR, VMI | 1999 – Jesse McCoy, RB, Wofford |
| 1993 – Dexter Coakley, LB, Appalachian State | 2000 – Lamont Seward, WR, Western Carolina |
| 1994 – Kenny Robinson, QB, Georgia Southern | 2001 – Titus Green, RS, VMI |
| 1995 – Chad Pennington, QB, Marshall | 2002 – Jermaine Austin, RB, Georgia Southern |
| | 2003 – Kevious Johnson, Wofford |
| | 2004 – Jayson Foster, Georgia Southern |

Media Freshman of the Year

- | | |
|---|--|
| 1979 – Ron Lear, RB, Marshall | 1991 – Chip Hooks, RB, Appalachian State |
| 1980 – Barry Childers, K, Marshall | 1992 – Alandus Sims, DB, Marshall |
| 1981 – Stanford Jennings, RB, Furman | 1993 – Dexter Coakley, LB, Appalachian State |
| 1982 – Victor Frazier, WR, The Citadel
& Stanford Glenn, RB, The Citadel | 1994 – Kenny Robinson, QB, Georgia Southern |
| 1983 – John Settle, RB, Appalachian State | 1995 – Chad Pennington, QB, Marshall |
| 1984 – Kirk Roach, K, Western Carolina | 1996 – Randy Moss, WR/KR, Marshall |
| 1985 – Tim Sanders, RB, Appalachian State | 1997 – Todd Wells, QB, East Tennessee State |
| 1986 – Ron Darby, RB, Marshall | 1998 – Adrian Peterson, FB, Georgia Southern |
| 1987 – Stan Nix, QB, Chattanooga | 1999 – Jesse McCoy, RB, Wofford |
| 1988 – Dewey Klein, K, Marshall | 2000 – Lamont Seward, WR, Western Carolina |
| 1989 – James Roberts, RB, Chattanooga | 2001 – Brian Bratton, RS, Furman |
| 1990 – Derrick Hollins, RB, East Tennessee State | 2002 – Jermaine Austin, FB, Georgia Southern |
| | 2003 – Kevious Johnson, Wofford |
| | 2004 – Andrew Thacker, Furman |

Jacobs Blocking Award

The Jacobs Blocking Award was originated in 1928 by Dr. William P. Jacobs II, who helped organize Presbyterian College's first varsity football team in 1913. From 1928 to 1932, the Jacobs Award was presented to a player from the state of South Carolina. Dr. Jacobs had a duplicate award made and began presenting it to a Southern Conference player in 1933. Additional awards were subsequently made for the Southeastern (1935) and Atlantic Coast (1953) Conferences.

- | | | |
|---|---|---|
| 1933 – George Smith, B, Virginia Tech | 1957 – Chuck Howley, G, West Virginia | 1981 – Charlie Anderson, T, Furman |
| 1934 – George Smith, B, Virginia Tech | 1958 – Carroll Dale, E, Virginia Tech | 1982 – Mike Coleman, G, Furman |
| 1935 – Herman Snyder, B, North Carolina | 1959 – John Boggs, B, Richmond | 1983 – Mike Nease, T, Chattanooga |
| 1936 – John Gormley, B, Maryland | 1960 – Lou Shuba, G, VMI | 1984 – Dinky Williams, B, Furman |
| 1937 – George Watson, B, North Carolina | 1961 – Don Christman, C, Richmond | 1985 – Gene Reeder, C, Furman |
| 1938 – Andy Trzeciak, B, VMI | 1962 – Bob Soleau, G, William & Mary | 1986 – Mike Callaway, T, Appalachian State |
| 1939 – James Ringgold, B, Wake Forest | 1963 – Bob Soleau, G, William & Mary | 1987 – James Hardman, G, Appalachian State |
| 1940 – Billy Walker, G, VMI | 1964 – Sonny Utz, B, Virginia Tech | 1988 – Kennet Goldsmith, B, Furman |
| 1941 – Tommy Prothro, B, Duke | 1965 – Norman Swindell, B, East Carolina | 1989 – Derrick Graham, T, Appalachian State |
| 1942 – Mike Cooke, B, North Carolina | 1966 – Brad Cashman, G, George Washington | 1990 – Steve Duggan, C, Furman |
| 1943 – Elmer Barbour, B, Wake Forest | 1967 – Kevin Moran, T, East Carolina | 1991 – Lorenzo Carpenter, C, VMI |
| 1944 – Tom Davis, B, Duke | 1968 – Wayne Fowler, T, Richmond | 1992 – Phil Ratliff, G, Marshall |
| 1945 – Nick Ognovich, B, Wake Forest | 1969 – Wayne Fowler, T, Richmond | 1993 – Chris Deaton, T, Marshall |
| 1946 – Nick Ognovich, B, Wake Forest | 1970 – Bob Herb, C, William & Mary | 1994 – Franklin Stephens, C, Georgia Southern |
| 1947 – Nick Ognovich, B, Wake Forest | 1971 – Jackson Neal, G, William & Mary | 1995 – William Pannell, T, Marshall |
| 1948 – Robert Bowlby, B, North Carolina State | 1972 – Barty Smith, B, Richmond | 1996 – Aaron Ferguson, G, Marshall |
| 1949 – Robert Bowlby, B, North Carolina State | 1973 – Barty Smith, B, Richmond | 1997 – Mark Williams, G, Georgia Southern |
| 1950 – Dick Hendley, B, Clemson | 1974 – Andy Dearman, G, VMI | 1998 – Mark Williams, G, Georgia Southern |
| 1951 – Jack Kistler, B, Duke | 1975 – Rodney Elam, T, Richmond | 1999 – Ben Hall, G, Furman |
| 1952 – Louis Tepe, C, Duke | 1976 – Gill Beck, C, Appalachian State | 2000 – Josh Moore, T, Furman |
| 1953 – Tommy Allman, B, West Virginia | 1977 – Gill Beck, C, Appalachian State | 2001 – Donnie Littlejohn, T, Furman |
| 1954 – Gene Lamone, G, West Virginia | 1978 – Brette Simmons, TE, Furman | 2002 – Charles Clarke, C, Georgia Southern |
| 1955 – Bruce Bosley, T, West Virginia | 1979 – John Shuman, T, VMI | 2003 – Eric Deutsch, G, Wofford |
| 1956 – John Hall, C, Virginia Tech | 1980 – Charlie Anderson, T, Furman | 2004 – Ben Bainbridge, T, Furman |

Walter Payton Award

(I-AA Offensive Player of the Year)

- 1992 – Michael Payton, QB, Marshall
- 1999 – Adrian Peterson, RB, Georgia Southern
- 2000 – Louis Ivory, RB, Furman

Buck Buchanan Award

(I-AA Defensive Player of the Year)

- 1995 – Dexter Coakley, LB, Appalachian State
- 1996 – Dexter Coakley, LB, Appalachian State

Eddie Robinson Award

(I-AA Coach of the Year)

- 1992 – Charlie Taaffe, The Citadel
- 1998 – Paul Johnson, Georgia Southern
- 2003 – Mike Ayers, Wofford

Football Gazette Defensive Player-of-the-Year

- 1996 – Dexter Coakley, LB, Appalachian State

Football Gazette Coach-of-the-Year

- 1996 – Bob Pruett, Marshall

AFCA Coach-of-the-Year

- 1985 – Dick Sheridan, Furman
- 1988 – Jimmy Satterfield, Furman
- 1992 – Charlie Taaffe, The Citadel
- 1999 – Paul Johnson, Georgia Southern
- 2001 – Bobby Johnson, Furman

Consensus All-Americans

The Southern Conference has had 30 players selected as first-team All-Americans by the Associated Press, American Football Coaches Association and The Sports Network in the same season since TSN began choosing a I-AA All-America team in 1987. In 2004, Wofford defensive end Lee Basinger was a first team selection on all three clubs. Following is a quick run-down of the SoCon players who have achieved the feat.

APPALACHIAN STATE (7): Anthony Downs, 1987; Derrick Graham, 1989; Harold Alexander, 1991-92; Dexter Coakley, 1994-95-96; Corey Hall, 2000; Josh Jeffries, 2001-02; K.T. Stovall, 2003.

THE CITADEL (2): Carlos Alvarez, 1988; Lester Smith, 1992.

FURMAN (7): Jeff Blankenship, 1988; Kelly Fletcher, 1989; Steve Duggan, 1990; Kevin Kendrick, 1990; John Keith, 1999; Louis Ivory, 2000; Donnie Littlejohn, 2001.

GEORGIA SOUTHERN (3): Alex Mash, 1993; Adrian Peterson, 1999; Freddy Pesqueira, 2002.

MARSHALL (5): Mike Barber, 1987; Michael Payton, 1992; Phil Ratliff, 1992; William King, 1993; Billy Lyon, 1996.

VMI (2): Mark Stock, 1988; Thomas Haskins, 1996.

WESTERN CAROLINA (2): Kerry Hayes, 1993, Eric Johnson, 1998.

WOFFORD (2): Matt Nelson, 2003; Lee Basinger, 2004.

Below are SoCon Consensus All-America selections prior to 1987.

ALABAMA (1): 1930 – Fred Sington, T; **DUKE (2):** 1933 – Fred Crawford, T; 1936 – Ace Parker, B; **MARYLAND (4):** 1951 – Bob Ward, G; 1952 – Dick Modzelewski, T; Jack Scarbath, B. 1953 – Stan Jones, T; **NORTH CAROLINA (2):** 1937 – Andy Bershak, E. 1948 – Charlie Justice, B; **RICHMOND (1):** 1969 – Walker Gillette, E; **TENNESSEE – (1):** 1929 – Gene McEver, B; **TULANE (2):** 1931 – Jerry Dalrymple, E. 1932 – Don Zimmerman, B; **VANDERBILT (3):** 1923 – Lynn Bomar, E. 1924 – Henry Wakefield, E. 1932 – Pete Gracey, C; **VIRGINIA (1):** 1941 – Bill Dudley, B; **WEST VIRGINIA (1):** 1955 – Bruce Bosley, T.

Associated Press

APPALACHIAN STATE (33): 1979—Rick Beasley, WR (2nd). 1984—Ed Boyd, G (3rd). 1985—Dino Hackett, LB (1st), John Settle, RB (2nd). 1986—John Settle, RB (1st). 1987—Anthony Downs, DL (1st). 1988—Bjorn Nittmo, K (1st). 1989—Keith Collins, DB (1st); Derrick Graham, OL (1st). 1990—Rico Mack, LB (2nd). 1991—Harold Alexander, P (1st); Rico Mack, LB (2nd); Gary Dandridge, DB (3rd). 1992—Harold Alexander, P (1st); Avery Hall, DL (1st). 1994—Dexter Coakley, LB (1st); Matt Stevens, DB (1st); William Peebles, DL (2nd); Brad Ohrt, OL (3rd). 1995—Dexter Coakley, LB (1st); Matt Stevens, DB (1st). 1996—Dexter Coakley, LB (1st); Scott Kadlub, C (2nd); Shawn Clark, OL (3rd). 1997—Jackie Avery, DL (2nd). 1999—Corey Hall, DB (2nd). 2000—Corey Hall, DB (1st); Tyler Elkins, OL (2nd); Jimmy Freeman, DL (3rd). 2001—Josh Jeffries, DL (1st); 2002—Josh Jeffries, DL (1st); Joe Patrick, OL (3rd). 2003—K.T. Stovall, DL (1st); Nate McKinney, P (3rd). 2004—DaVon Fowlkes, WR (1st).

THE CITADEL (18): 1959—Paul Maguire, E (3rd). 1963—Vince Petno, WR (3rd). 1969—John Small, LB (2nd). 1975—Brian Ruff, LB (2nd). 1976—Brian Ruff, LB (1st). 1980—Stump Mitchell, RB (3rd). 1984—Jim Gabrish, T (2nd). 1985—Jim Gabrish, T (1st). 1986—Scott Thompson, DL (1st). 1987—Scott Thompson, DL (3rd). 1988—Carlos Avalos, G (1st). 1990—J.J. Davis, LB (2nd); DeRhon Robinson, G (2nd). 1992—Carey Cash, OL (1st); Torrence Forney, DB (2nd); Lance Hansen, OL (3rd); Lester Smith, DB, (1st). 2001—Travis Stephens, LB (3rd).

EAST TENNESSEE STATE (7): 1986—George Cimadevilla, P (1st). 1989—George Searcy, RB (2nd). 1994—Jeff Johnson, WR (2nd). 1996—James Russell, DL (2nd). 1997—B.J. Adigun, WR (1st); Mario Hankerson, LB (1st). 1999—Kevin Peterson, LB (2nd).

FURMAN (32): 1981—Bruce Gheesling, LB (3rd). 1982—Stanford Jennings, RB (3rd). 1983—Dan Sleet, G (3rd). 1985—Gene Reeder, C (1st). 1987—Alex Albert, G (3rd). 1988—Jeff Blankenship, LB (1st); Fe Cowan, OL (3rd). 1989—Kelly Fletcher, DE (1st). 1990—Steve Duggan, C (1st); Kevin Kendrick, LB (1st). 1991—Allen Edwards, DL (2nd); Eric Walter, OL (2nd). 1992—Kota Suttle, LB (2nd); Carl Tremble, RB (3rd). 1993—Ronnie McCutchan, P (2nd); Andre Worrell, DB (3rd). 1994—Jim Richter, PK (1st). 1997—Bryan Dailer, DL (3rd). 1999—John Keith, DB (1st); Des Kitchings, All-Purpose (3rd). 2000—Louis Ivory, RB (1st); Marty Priore, OG (1st); Will Bouton, LB (1st). 2001—Donnie Littlejohn, OT (1st); Louis Ivory, RB (2nd); Will Bouton, LB (2nd); Marty Priore, OG (2nd); Brian Bratton, All-Purpose (3rd); 2002—Trevor Kruger, OL (3rd). 2003—Danny Marshall, PK (3rd). 2004—Ben Bainbridge, OT (1st); Roy Ravenell, DE (3rd); William Freeman, LB (3rd).

GEORGIA SOUTHERN (29): 1993—Alex Mash, DL (1st); Franklin Stephens, C (3rd). 1994—Franklin Stephens, C (3rd). 1997—Roderick Russell, RB (3rd); Mark Williams, OL (3rd). 1998—Voncellies Allen, DL (1st); Adrian Peterson, RB (1st); Mark Williams, OL (1st); Arkee Thompson, DB (1st); Matt Winslette, C (2nd); Chris Chambers, PK (3rd); Eric Davis, DL (3rd); Daryl Morrell, LB (3rd). 1999—Adrian Peterson, RB (1st); Mark Williams, OL (1st); Voncellies Allen, DL (1st); Earthwind Moreland, DB (3rd); Eugene Phillips, DL (3rd). 2000—Adrian Peterson, RB (2nd); Nate Gates, DB (2nd). 2001—Adrian Peterson, RB (1st); Freddy Pesqueira, DT (1st); 2002—Charles Clarke, OL (1st); Freddy Pesqueira, DL (1st); Chaz Williams, All-Purpose (2nd); David Young, DB (3rd). 2003—Jermaine Austin, FB (2nd). 2004—Chad Motte, OL (2nd); Albert Turner, OL (3rd); A.J. Bryant, DB (3rd).

CHATTANOOGA (8): 1989—Pumpy Tudors, P (1st); Junior Jackson, LB (2nd). 1990—Troy Boeck, T (1st); Pumpy Tudors, P (2nd). 1991—Pumpy Tudors, P (2nd). 1996—Ron Faugue, DB (3rd). 2000—Matt Vick, PK (2nd);

2002—Josh Cain, LB (2nd). 2003—Alonzo Nix, WR (3rd).

WESTERN CAROLINA (18): 1976—Darrell Lipford, RB. 1983—Eric Rasheed, WR (2nd); Tiger Greene, DB (2nd). 1984—Kirk Roach, K (1st); Louis Cooper, DE (1st); Tiger Greene, DB (1st); Steve Kornegay, P (1st); Mark Buffamoyer, DL (2nd). 1985—Alonzo Carmichael, TE (1st); Clyde Simmons, DE (1st). 1986—Kirk Roach, K (1st); Alonzo Carmichael, TE (2nd). 1987—Kirk Roach, K (1st). 1992—Todd Harkins, OL (3rd); Kerry Hayes, KR (3rd). 1993—Kerry Hayes, KR (1st). 1998—Eric Johnson, DB (1st); Ken Hinsley, P (3rd). 1999—Josh Jones, PK (3rd).

WOFFORD (4): 1997—Dan Williams, OL (1st). 2000—Brian Bodor, DL (2nd); 2002—Anthony Jones, DL (2nd). 2003—Eric Deutsch, OL (1st); Matt Nelson, FS (1st); Bobby Gibbs, OL (3rd). 2004—Lee Basinger, DE (1st); Eric Deutsch, OL (1st).

The Sports Network

APPALACHIAN STATE (38): 1987—Anthony Downs, DL (1st); James Hardman, OL (2nd). 1988—Bjorn Nittmo, K (2nd). 1989—Derrick Graham, OL (1st). 1991—Harold Alexander, P (1st). 1992—Harold Alexander, P (1st); Avery Hall, DL (1st). 1993—Brent David, LB (3rd). 1994—Brad Ohrt, OG (1st); William Peebles, DE (1st); Chip Miller, DT (1st); Dexter Coakley, LB (1st); Matt Stevens, CB (1st). 1995—Chip Miller, DL (1st); Dexter Coakley, LB (1st); Scott Kadlub, C (2nd); Matt Stevens, DB (3rd). 1996—Dexter Coakley, LB (1st); Chad Groover, OL (2nd); Scott Kadlub, C (2nd); Damon Scott, RB (3rd). 1997—Jackie Avery, DL (3rd). 1998—Shawn Clark, OL (3rd); Chuck Payne, DB (3rd). 1999—Corey Hall, CB (1st); Brian Reilly, P (3rd). 2000—Daniel Wilcox, TE (2nd); Billy Young, OL (2nd); Jimmy Freeman, DL (2nd); Corey Hall, DB (2nd). 2001—Josh Jeffries, DL (1st); Tyler Elkins, C (2nd); Wayne Smith, OL (3rd); Ryan Watson, DL (3rd); Justin Seaverns, LB (3rd); 2002—Josh Jeffries, DL (1st); Joe Patrick, OL (3rd). 2003—K.T. Stovall, DL (1st); Nate McKinney, P (2nd). 2004—DaVon Fowlkes, WR (1st).

THE CITADEL (13): 1988—Carlos Avalos, OL (1st). 1990—J.J. Davis, LB (1st); DeRhon Robinson, OL (2nd). 1991—Lester Smith, DB (1st). 1992—Carey Cash, OL (1st); Torrence Forney, DB (2nd); Lance Hansen, OL (1st); Everette Sands, RB (2nd); Lester Smith, DB (1st). 1995—Scott Belcher, LB (3rd). 1997—Carlos Frank, KR (1st). 2000—Travis Stephens, LB (3rd). 2001—Travis Stephens, LB (2nd).

EAST TENNESSEE STATE (5): 1987—Rick Harris, DB (1st). 1994—Jeff Johnson, WR (1st). 1997—B.J. Adigun, WR (1st); Mario Hankerson, LB (1st). 1998—Kevin Peterson, LB (3rd). 1999—Kevin Peterson, LB (2nd). 2003—Gerald Sensabaugh, DB (3rd).

FURMAN (22): 1988—Jeff Blankenship, LB (1st). 1989—Kelly Fletcher, DE (1st). 1990—Steve Duggan, C (1st); Kevin Kendrick, LB (1st). 1992—Kota Suttle, LB (2nd). 1994—Jim Richter, PK (2nd). 1996—Luther Broughton, TE (2nd). 1997—Bryan Dailer, DL (1st). 1999—John Keith, DB (1st); 2000—Louis Ivory, RB (1st); Josh Moore, OT (1st); Will Bouton, LB (2nd); Chris Stewart, C (3rd). 2001—Donnie Littlejohn, OT (1st); Will Bouton, LB (1st); Louis Ivory, RB (2nd); Marty Priore, OL (2nd); Chris Stewart, C (2nd); Brian Bratton, RS (2nd); 2002—Trevor Kruger, OL (2nd). 2003—Danny Marshall, PK (3rd). 2004—Ben Bainbridge, OT (1st); Roy Ravenell, DL (3rd); William Freeman, LB (3rd).

GEORGIA SOUTHERN (27): 1993—Alex Mash, DL (1st); Franklin Stephens, OL (2nd). 1994—Franklin Stephens, C (3rd). 1996—Jamie Glover, OL (3rd). 1998—Voncellies Allen, DL (1st); Adrian Peterson, RB (1st); Arkee Thompson, DB (1st); Mark Williams, OL (1st); Matt Winslette, C (1st); Chris Chambers, PK (2nd); Eric Davis, DL (2nd). 1999—Adrian Peterson, RB (1st); Mark Williams, OL (1st); Voncellies Allen, DL (1st); Earthwind Moreland, DB (3rd); Greg Hill, QB (3rd). 2000—Adrian

Peterson, RB (1st); Freddy Pesqueira, DL (2nd); Nate Gates, DB (3rd). 2001—Freddy Pesqueira, DT (1st); Adrian Peterson, RB (2nd). 2002—Charles Clarke, OL (1st); Freddy Pesqueira, DT (1st); David Young, DB (3rd). 2003—Jermaine Austin, FB (3rd). 2004—Chad Motte, OL (1st); Albert Turner, OL (2nd); A.J. Bryant, DB (3rd).

CHATTANOOGA (6): 1989—Pumpy Tudors, P (1st). 1990—Troy Boeck, DL (2nd); Pumpy Tudors, P (2nd). 1996—Ron Faugue, DB (2nd). 2000—Matt Vick, PK (1st). 2002—Josh Cain, LB (2nd). 2003—Alonzo Nix, WR (3rd).

WESTERN CAROLINA (6): 1988—Geno Segers, DL (1st). 1992—Todd Harkins, OL (2nd). 1993—Kerry Hayes, KR (1st). 1997—Eric Johnson, DB (3rd). 1998—Eric Johnson, DB (1st); Ken Hinsley, P (3rd).

WOFFORD (6): 1997—Dan Williams, OL (1st). 2000—Brian Bodor, DL (2nd). 2002—Anthony Jones, DE (1st). 2003—Eric Deutsch, OL (1st); Matt Nelson, DB (1st); Bobby Gibbs, OL (3rd). 2004—Eric Deutsch, OL (1st); Lee Basinger (DL) (1st).

AFCA

APPALACHIAN STATE (13): 1985—Dino Hackett, LB. 1987—Anthony Downs, DL. 1988—Bjorn Nittmo, K. 1989—Derrick Graham, OL. 1991—Harold Alexander, P. 1992—Harold Alexander, P. 1994—Dexter Coakley, LB. 1995—Dexter Coakley, LB. 1996—Dexter Coakley, LB. 1997—Jackie Avery, DL. 2000—Corey Hall, DB. 2001—Josh Jeffries, DL. 2002—Josh Jeffries, DL. 2003—K.T. Stovall, DL.

THE CITADEL (8): 1982—Jim Ettari, DL. 1984—Jim Gabrish, T. 1985—Jim Gabrish, T. 1988—Carlos Avalos, G. 1990—DeRhon Robinson, G. 1992—Lester Smith, DB. 1994—Levi Davis, OL. 1995—Brad Keeney, DL.

EAST TENNESSEE STATE (2): 1985—George Cimadevilla, P. 1994—Jeff Johnson, WR. 1996—James Russell, DL.

FURMAN (14): 1982—Ernest Gibson, DB. 1983—Ernest Gibson, DB. 1984—Rock Hurst, LB. 1988—Jeff Blankenship, LB. 1989—Kelly Fletcher, DE. 1990—Steve Duggan, C; Kevin Kendrick, LB. 1991—Eric Walter, OL. 1992—Kota Suttle, LB. 1998—Orlando Ruff, LB. 1999—John Keith, DB. 2000—Louis Ivory, RB. 2001—Donnie Littlejohn, OL. 2002—Trevor Kruger, OL.

GEORGIA SOUTHERN (5): 1993—Alex Mash, DL; Franklin Stephens, C. 1994—Franklin Stephens, C. 1999—Adrian Peterson, RB. 2001—Adrian Peterson, RB. 2002—Freddy Pesqueira, DT.

CHATTANOOGA (4): 1985—Mike Makins, DL. 1989—Junior Jackson, LB. 1990—Tony Hill, LB; Pumpy Tudors, P.

WESTERN CAROLINA (4): 1984—Louis Cooper, DE. 1985—Clyde Simmons, DE. 1993—Kerry Hayes, WR. 1998—Eric Johnson, DB (1st).

WOFFORD (2): 2003—Matt Nelson, DB. 2004—Lee Basinger, DL.

USA TODAY/ESPN

(Formerly ESPN/Sportsticker)

GEORGIA SOUTHERN (6): 1997 – Rich McGrath, OL (2nd); Voncellies Allen, DL (2nd). 1998 – Adrian Peterson, RB (1st); Mark Williams, OL (1st); Voncellies Allen, DL (1st); Arkee Thompson, DB (2nd).

WESTERN CAROLINA (2): 1998 – Eric Johnson, DB (2nd); Ken Hinsley, P (2nd).

Walter Camp

APPALACHIAN STATE (10): 1987 – Anthony Downs, DL. 1991 – Ricko Mack, LB; Harold Alexander, P. 1992: Harold Alexander, P; Avery Hall, DL. 1995 – Dexter Coakley, LB; Chip Miller, DL; Matt Stevens, DB. 1996 – Dexter Coakley, LB. 1998 – Shawn Clark, OL. 1999 – Rocky Hunt, DL. 2000 – Corey Hall, DB. 2001 – Josh Jeffries, DE. 2002 – Josh Jeffries, DE. 2004 – DaVon Fowlkes, WR.

EAST TENNESSEE STATE (1): 1996 – James Russell, DL.

FURMAN (7): 1988 – Jeff Blankenship, LB. 1990 – Kevin Kendrick, LB; Steve Duggan, C. 1999 – John Keith, DB. 2000 – Louis Ivory, RB; Josh Moore, OL. 2001 – Will Bouton, LB; Donnie Littlejohn, OL. 2002 – Trevor Kruger, OL. 2004 – Ben Bainbridge, OT.

GEORGIA SOUTHERN (10): 1993 – Alex Mash, DT. 1998 – Adrian Peterson, RB; Eric Davis, DL; Mark Williams, OL (1st). 1999 – Adrian Peterson, RB; Mark Williams, OL; Voncellies Allen, DL. 2000 – Adrian Peterson, RB. 2001 – Freddy Pesqueira, DT; Adrian Peterson, RB. 2002 – Freddy Pesqueira, DT; Charles Clarke, C.

WOFFORD (3): 2002 – Anthony Jones, DL. 2004 – Eric Deutsch, OL; Lee Basinger, DE.

Don Hansen's Football Gazette

APPALACHIAN STATE (16): 1986 – John Settle, RB (1st). 1987 – Anthony Downs, DL (1st). 1988 – Bjorn Nittmo, PK (2nd). 1989 – Derrick Graham, OL (2nd). 1991 – Harold Alexander, P (1st). 1992 – Harold Alexander, P (1st), Avery Hall, DL (1st). 1994 – Dexter Coakley, LB (2nd); Matt Stevens, DB (1st); Brad Ohrt, OT (1st); William Peebles, DE (2nd); Chip Miller, DT (1st). 1995 – Dexter Coakley, LB (1st), KR (3rd); Scott Kadlub, C (1st); Chad Groover, OL (3rd); Matt Stevens, DB (3rd). 1996 – Dexter Coakley, LB (1st); Scott Kadlub, C (1st); Damon Scott, RB (2nd); Joe Sutton, K (3rd). 1998 – Cedrone Hodges, OG (2nd). 1999 – Corey Hall, DB (2nd). 2000 – Josh Jeffries, DE (2nd). 2001 – Ryan Watson, DL (1st); Josh Jeffries, DE (2nd); Justin Seaverns, LB (3rd). 2002 – Josh Jeffries, DE (1st). 2004 – DaVon Fowlkes, WR (1st), All-Purp (3rd).

THE CITADEL (3): 1988 – Carlos Avalos, OG. 1990 – J.J. Davis, LB. 1991 – Lester Smith, DB. 1992 – Lester Smith, DB; Torrence Forney, DB; Lance Hensen, OG; Carey Cash, OT. 1997 – Carlos Frank, PR (2nd). 2000 – Travis Stephens, LB (3rd). 2001 – Travis Stephens, LB (3rd).

EAST TENNESSEE STATE (5): 1997 – B.J. Adigun, WR (1st); Mario Hankerson, LB (2nd). 1998 – Kevin Peterson, LB (3rd); Lamar Cooper, WR (3rd). 2001 – Tony Tiller, DB (3rd). 2003 – Brandon Calton, DL (1st); Aaron Bass, P (2nd).

ELON (1): 2004 – Brandon Mason, C (1st).

FURMAN (13): 1985 – Kyle Davis, DE (1st). 1988 – Jeff Blankenship, LB (1st). 1989 – Kelly Fletcher, DE (1st); Chris roper, DE (1st). 1990 – Kevin Kendrick, LB (1st). 1994 – Jim Richter, PK (1st). 1998 – Orlando Ruff, LB (3rd). 1999 – John Keith, DB (2nd). 2000 – Louis Ivory, RB (1st); Josh Moore, OL (1st); Trent Sansbury, TE (3rd). 2001 – Donnie

Littlejohn, OL (1st); Will Bouton, LB (1st); Louis Ivory, RB (2nd); Brian Bratton, KR (2nd). 2002 – Trevor Kruger, OL (1st); Rodney Johnson, DB (3rd). 2003 – Danny Marshall, PK (2nd). 2004 – William Freeman, LB (2nd); Roy Ravenell, DL (3rd).

GEORGIA SOUTHERN (16): 1993 – Alex Mash, DT (1st). 1995 – Dexter Dawson, KR (3rd). 1996 – Edward Thomas, DL (1st). 1997 – Roderick Russell, RB (1st); Mark Williams, OL (2nd). 1998 – Mark Williams, OL (1st); Voncellies Allen, DL (2nd); Adrian Peterson, RB (3rd). 1999 – Adrian Peterson, RB (1st); Mark Williams, OL (1st); Eugene Phillips, DT (2nd); Rich McGrath, OT (3rd); Voncellies Allen, DL (3rd); Earthwind Moreland, PR (3rd). 2000 – Adrian Peterson, RB (1st); Freddy Pesqueira, DL (1st). 2001 – Freddy Pesqueira, DL (1st); Adrian Peterson, RB (3rd). 2002 – Freddy Pesqueira, DL (1st). 2003 – Jermaine Austin, FB (2nd).

CHATTANOOGA (6): 1998 – Kenny Sanders, DE (3rd). 2000 – Matt Vick, PK (1st); Chris Sanders, QB (2nd). 2001 – Tyler Unzicker, DL (2nd); Josh Cain, LB (2nd). 2002 – Josh Cain, LB (3rd).

VMI (3): 1995 – Thomas Haskins, RB (2nd). 1996 – Thomas Haskins, RB (2nd). 2000 – Richard Holland, KR (1st).

WESTERN CAROLINA (4): 1998 – Ken Hinsley, P (1st); Eric Johnson, DB (2nd); Brad Hoover, RB (2nd). 2002 – Michale Spicer, DL (3rd).

WOFFORD (9): 1997 – Dan Williams, OL (1st). 1998 – Tony Young, DB (3rd). 2000 – Brian Bodor, DL (3rd). 2001 – Nathan Fuqua, DL (3rd). 2002 – Anthony Jones, DL (1st); Matt Nelson, DB (1st); Eric Deutsch, OL (3rd). 2003 – Eric Deutsch, OL (1st); Bobby Gibbs, OL (1st); Lee Basinger, DL (1st); Matt Nelson, DB (1st); Timmy Thrift, LB (2nd). 2004 – Eric Deutsch, OL (3rd).

All-Star Performers*

Blue-Gray Classic

APPALACHIAN STATE (1): 1989 – Derrick Graham. 1991 – Gary Dandridge. 1996 – Dexter Coakley. 2000 – Corey Hall. 2003 – Nate McKinney.

THE CITADEL (X): 1980 – Stump Mitchell

CHATTANOOGA (X): 1979 – John Creager. 1982 – John Howell. 1988 – Travis McNeal. 2000 – Richmond Flowers (MVP).

EAST TENNESSEE STATE: 2003 – Brandon Calton.

FURMAN (4): 1981 – Charlie Anderson. 1983 – Ernest Gibson, Stanford Jennings. 1998 – Orlando Ruff. 2001 – Trent Sansbury.

WESTERN CAROLINA (1): 1992 – Willie Williams. 2001 – David Rivers. 2003 – Michale Spicer.

Senior Bowl

CHATTANOOGA: 1981 – Curtis Rouse. 1988 – Travis McNeal. 1995 – Terrell Owens.

THE CITADEL (6): 1962 – Earley Eastburn. 1970 – John Small. 1981 – Stump Mitchell. 1987 – Greg Davis; Scott Thompson. 1990 – J.J. Davis. 1992 Lester Smith. 1996 – Shawn Lyons. 2005 – Nehemiah Broughton.

FURMAN (2): 1962 – Bill Canty. 1983 – Stanford Jennings.

CHATTANOOGA (3): 1982 – Curtis Rouse. 1989 – Travis McNeal. 1996 – Terrell Owens.

WESTERN CAROLINA: 2001 – David Rivers.

Hula Bowl

CHATTANOOGA: 1998 – Kolu Fainuulelei

THE CITADEL (1): 1977 – Brian Ruff. 2002 – Cliff Washburn

FURMAN (1): 1998 – Orlando Ruff.

East-West Shrine Game

APPALACHIAN STATE (2): 1991 – Gary Dandridge. 1996 – Dexter Coakley.

THE CITADEL (3): 1969 – John Small. 1987 – Greg Davis. 2002 – Cliff Washburn

FURMAN (2): 1984 – Dennis Williams.

CHATTANOOGA (1): 1988 – Travis McNeal.

All Star Gridiron Classic

APPALACHIAN STATE (1): 2001 – Corey Hall.

ETSU (1): 2002 – Cecil Moore

FURMAN (1): 2001 – Josh Moore.

College All-Star Game

CITADEL: 1970 – John Small

Japan Bowl

CITADEL: 1977 – Brian Ruff

Copper Bowl

CITADEL: 1959 – Paul MaGuire, Barry Thomas.

Can-Am Bowl

FURMAN: 1978 – Greg Laetsch.

Las Vegas All-American Classic

APPALACHIAN STATE: 2003 – K.T. Stovall

EAST TENNESSEE STATE: 2003 – Tony Tiller; Brandon Calton.

GEORGIA SOUTHERN: 2004 – Chaz Williams.

* current conference members only

All-Americans



Hall of Fame

The College Football Hall of Fame was founded in 1955 and moved into its current home in South Bend, Ind., on August 25, 1997. To be selected, a nominated player must be out of college at least 10 years and a first team All-America selection by a major selector during his career. The voting is done by a 12-member panel made up of athletic directors, conference and bowl officials and media representatives. Listed below are players and coaches from current and former Southern Conference schools who have been selected and the year they were inducted.

Charlie Bachman, Florida (1978)
Bill Banker, Tulane (1977)
Mike Barber, Marshall (2005)
Bernie Bierman, Tulane (1955)
Robert Bomar, Vanderbilt (1956)
Bruce Bosley, West Virginia (1982)
John Mack Brown, Alabama (1957)
Paul "Bear" Bryant, Maryland, 1986
John L. Cain, Alabama (1973)
Ed Cameron, Washington & Lee (1976)
Jerry Claiborne, Virginia Tech (1999)
Jack Cloud, William & Mary (1990)
Fred Crawford, Duke (1973)
Carroll Dale, Virginia Tech (1987)
Jerry Dalrymple, Tulene (1954)
Al DeRogatis, Duke (1986)
Bobby Dodd, Tennessee (1959)
Michael Donahue, LSU (1951)
William Beattie Feathers, Tennessee (1955)
Herman Hickman, Jr., Tennessee (1959)
Dan Hill, Jr., Duke (1962)
Jimmy Franklin Hitchcock, Auburn (1954)
Frank Howard, Clemson (1989)
Allison "Pooley" Hubert, Alabama (1964)
Sam Huff, West Virginia (1980)
Stan Jones, Maryland (2000)
Charlie Justice, North Carolina (1961)

Steve Lach, Duke (1980)
Lester Lautenschlaeger, Tulane (1975)
George McAfee, Duke (1961)
Jack McDowall, North Carolina St. (1975)
Eugene McEver, Tennessee (1954)
Banks McFadden, Clemson (1959)
Dan McGugin, Vanderbilt (1951)
Dick Modzelewski, Maryland (1993)
Jess Neely, Vanderbilt, Clemson (1971)
Robert Neyland, Tennessee (1956)
Clarence "Ace" Parker, Duke (1955)
G. Barney Poole, North Carolina (1974)
Peter Pund, Georgia Tech (1963)
Buster Ramsey, William & Mary (1978)
Jack Scarbath, Maryland (1983)
Clark Shaughnessy, Maryland (1968)
Buck Shaw, North Carolina State (1972)
Monk Simons, Tulane (1963)
Fred Sington, Alabama (1985)
Vernon Smith, Sr., Georgia (1979)
Carl Snively, North Carolina (1965)
W.D. Spears, Vanderbilt (1962)
Jim Tatum, Maryland (1984)
Eric Tipton, Duke (1965)
Dale Van Sickle, Florida (1975)
Wallace Wade, Alabama, Duke (1955)
Bob Ward, Maryland (1980)
Art Edward Weiner, North Carolina (1992)

NCAA Postgraduate Scholarship Winners

The NCAA postgraduate scholarship program began with the 1964 season. To qualify, a student-athlete must maintain a 3.000 grade-point average on a 4.000 scale during their collegiate careers and perform with distinction in varsity football. Listed below are past Southern Conference NCAA postgraduate scholarship winners.

APPALACHIAN STATE (2): 1978 – Gill Beck. 1993 – D.J. Campbell
THE CITADEL (4): 1974 – Tommy Leitner. 1979 – Kenny Caldwell. 1984 – Bill West. 1996 – Derek Beres.
DAVIDSON (4): 1966 – Stephen Smith. 1971 – Rick Lyon. 1972 – Robert Norris. 1986 – Louis Krempel.
EAST TENNESSEE STATE (1): 1982 – Jay Patterson
FURMAN (9): 1977 – Jeff Holcomb. 1982 – Charlie Anderson. 1984 – Ernest Gibson. 1986 – Brian Jager. 1987 – Steve Squire. 1990 – Chris Roper. 1992 – Paul Siffri; Eric Walter. 1996 – Philly Jones.
GEORGIA SOUTHERN (1): 2000 – Vonceillies Allen.
VMI (2): 1979 – Bob Bookmiller. 1980 – Craig Jones.
WESTERN CAROLINA (1): 1993 – Thomas Jackson.

All-Americans (Current SoCon Members)

CoSIDA Academic All-Americans

APPALACHIAN STATE (4): 1975 – Gill Beck, C (2nd team). 1976 – Gill Beck, C (2nd team). 1977 – Gill Beck, C (1st team). 1992 – D.J. Campbell, QB (1st team).
THE CITADEL (6): 1963 – Vince Petno, WR (1st team). 1976 – Kenny Caldwell, LB (1st team). 1977 – Kenny Caldwell, LB (1st team). 1978 – Kenny Caldwell, LB (1st team). 1987 – Tom Frooman, RB (1st team). 1989 – Tom Frooman, RB (1st team). 2001 – Travis Stephens, LB (2nd team).
ELON (2): 2003 – Brandon Mason, C (2nd team). 2004 – Brandon Mason, C (1st team).
FURMAN (13): 1976 – Jeff Holcomb, T (1st team). 1984 – Brian Jager, RB (2nd team). 1985 – Brian Jager, RB (1st team). 1986 – Steve Squire, DB (2nd team). 1988 – Kelly Fletcher, DE (1st team). 1989 – Kelly Fletcher, DE (1st team); Chris Roper, LB (1st team); Mike Wood, K (2nd team). 1990 – Eric Walter, G (2nd team). 1991 – Eric Walter, G (1st team). 1999 – Stuart Rentz, RB (1st team); Marion Martin, LB (2nd team). 2000 – Marion Martin, LB (1st team). 2002 – Rodney Johnson, CB (2nd).
GEORGIA SOUTHERN (4): 1995 – Edward Thomas, DL (2nd team); Rob Stockton, DB (1st team); 1998 – Vonceillies Allen, DL (2nd team). 1999 – Vonceillies Allen, DL (1st team).
WESTERN CAROLINA (4): 1976 – Mike Wade, LB (1st). 1984 – Eddie Maddox, RB (1st team). 1985 – Eddie Maddox, RB (2nd team). 2003 – Jason Whaley, OL (1st team).
WOFFORD (2): 2000 – Brian Bodor, DL (1st team). 2004 – Ben Whitney, DE (2nd).

National Football Foundation/Hall of Fame Scholar-Athlete

Appalachian State: 1992 – D.J. Campbell
Citadel: 1985 – Ted Willard; 1990 – William Phillips. 1996 – Derek Beres.
Davidson: 1963 – Russell Walls.
Elon: 2004 – Brandon Mason.
Furman: 1985 – Brian Jager. 1986 – Steve Squire. 1987 – Tim Stepp. 1989 – Chris Roper. 2000 – Marion Martin.
VMI: 1978 – Robert Bookmiller. 1979 – Craig Jones. 1982 – Thomas Gottwald. 1984 – David Twillie. 1987 – Daniel Young. 1988 – Anthony McIntosh. 1989 – Charles Plageman.
Western Carolina: 2003 – Jason Whaley.

I-AA Athletic Directors Academic All-Star Team

Chattanooga: 1998 – Brian Hampton, QB.
The Citadel: 1999 – Chip Simmons, OL. 2000 – Travis Stephens, LB. 2001 – Travis Stephens, LB
East Tennessee State: 2001 – Scott Carter, FB. 2002 – Scott Carter, FB.
Elon: 2003 – Brandon Mason, C. 2004 – Brandon Mason, C.
Furman: 2000 – Marion Martin, LB. 2001 – Rodney Johnson, DB; Trent Sansbury, TE. 2002 – Rodney Johnson, DB.
Georgia Southern: 1998 – Vonceillies Allen, DT. 2000 – Geno Tutera, NT. 2002 – Charles Clarke, C.
Western Carolina: 2000 – Caesar Campana, WR. 2002 – Jason Whaley, OL. 2003 – Jason Whaley, OL.
Wofford: 1998 – Eric Cole, OL. 1999 – Eric Nash, OL. 2000 – Brian Bodor, DT; Eric Nash, OL. 2001 – Darren Brown, PK; Ben Foster, RB; Eric Nash, OL. 2002 – J.R. McNair, RB; Chase Corn, LB. 2003 – J.R. McNair, RB. 2004 – Jeff Zolman, QB; Josh Smith, LB.

AFCA Regional Coach-of-the-Year

APPALACHIAN STATE: 1986 – Sparky Woods. 1994 – Jerry Moore. 1995 – Jerry Moore.
THE CITADEL: 1988 – Charlie Taafe.
FURMAN: 1985 – Dick Sheridan. 1988 – Jimmy Satterfield. 1996 – Bobby Johnson. 1999 – Bobby Johnson. 2001 – Bobby Johnson.
GEORGIA SOUTHERN: 1997 – Paul Johnson, Region 2. 1998 – Paul Johnson, Region 2.
WOFFORD: 2003 – Mike Ayers, Region 2.

The Southern Conference named a Football All-Academic Team from 1974-1987, when the team was discontinued. In 2003 the team was reinstated as a part of the TIAA-CREF Academic Honors Program.

<p>1974 Jimmy Lofton, VMI Tony Farry, VMI John Gerdelman, William & Mary Jim Kleinfelder, Davidson Bill Smith, Davidson Ronnie Norman, VMI Mark Duffner, William & Mary Jeff Hosmer, William * Mary Larry Lundy, East Carolina Dave Grazier, William * Mary Tom Fleisher, Davidson</p>	<p>1979 Jay Patterson, East Tennessee State Mark Hunt, Citadel Craig Jones, VMI Bobby Peche, Western Carolina Orion Rust, Citadel Tim Cox, VMI Steve O'Neill, Furman Paul Gillis, Citadel Mike Alston, VMI Scott Montgomery, Furman Stan Stanley, Furman David Willingham, Western Carolina Charlie Hughes, Western Carolina</p>	<p>1984 Ricky Thompson, East Tennessee State Eddie Maddox, Western Carolina Ralph Potter, Chattanooga Micah Downing, Davidson Tim Lewis, Marshall David Twillie, VMI Steve Squire, Furman David Lambert, Citadel Steve Taylor, Western Carolina Rick Boden, Davidson Todd Dodson, Appalachian State</p>	<p>2003 Eric Elsener, Appalachian State Andrew Stamey, Appalachian State Daniel Utley, Appalachian State Porter Johnson, The Citadel Travis Williams, East Tennessee State Mark Jetton, Elon Brandon Mason, Elon Derek Neal, Elon Brian Simer, Elon Brant Glover, Furman Justin Purdue, Furman Josh Slagle, Furman Derrick Butler, Georgia Southern Matt Rio, Georgia Southern Troy Blackwell, Chattanooga Patrick Shutters, Chattanooga Brian Pesci, Western Carolina Chris Vought, Western Carolina Jason Whaley, Western Carolina Tim Beckner, Wofford Katon Bethay, Wofford Shane Fast, Wofford J.R. McNair, Wofford Derek Newberry, Wofford Davy Olmsted, Wofford Josh Smith, Wofford Jonathan Wheeler, Wofford Ben Whitney, Wofford Jeff Zolman, Wofford</p>
<p>1975 Gill Beck, Appalachian State Jeff Holcomb, Furman Willie Freeman, Furman Larry Lundy, East Carolina Steve Patton, Furman Mark Mosher, Furman Andy Goss, Furman Stan Yarborough, Citadel George Myers, Appalachian State Ken Smith, William & Mary Jeff Hosmer, William & Mary</p>	<p>1980 Eric Janssen, Marshall Tom Gottwald, VMI Jay Patterson, East Tennessee State Mark Hunt, Citadel Sam Kinker, Marshall Kelly Curry, Citadel Zach Kelehear, Furman Charlie Anderson, Furman Steve O'Neill, Furman Rick Beasley, Appalachian State Scott Strickland, Western Carolina Charlie Hughes, Western Carolina</p>	<p>1985 Ricky Thompson, East Tennessee State Micah Downing, Davidson Mike Poulos, Davidson Eddie maddox, Western Carolina Dan Young, VMI Tim Lewis, Marshall David Lambert, Citadel Brian Jager, Furman Steve Squire, Furman John Drye, Furman Tim Stepp, Furman</p>	<p>2004 Eric Elsener, Appalachian State Wes Herlocker, Appalachian State Andrew Stamey, Appalachian State Daniel Utley, Appalachian State Mark Jetton, Elon Brandon Mason, Elon Brad Bell, Furman Adi Filipovic, Furman Brant Glover, Furman Justin Purdue, Furman Josh Slagle, Furman Clint Barbour, Georgia Southern Derrick Butler, Georgia Southern David Willingham, Georgia Southern Lukas Gleissner, The Citadel Porter Johnson, The Citadel Ryan Moody, The Citadel Christopher Murray, The Citadel Adam Peterson, The Citadel Sean Digby, Chattanooga Wesley Tankersley, Chattanooga Buck Freeman, Western Carolina Matt Beavin, Wofford Tim Beckner, Wofford Katon Bethay, Wofford Shane Fast, Wofford Kyle Horne, Wofford Derek Newberry, Wofford Davy Olmsted, Wofford Josh Smith, Wofford Jonathan Wheeler, Wofford Ben Whitney, Wofford Jeff Zolman, Wofford</p>
<p>1976 Kenny Caldwell, Citadel Gill Beck, Appalachian State Ken Smith, William & Mary Jeff Holcomb, Furman Bob Bookmiller, VMI Jimmy Kiser, Furman Steve Patton, Furman John Graham, Furman Jeff Hosmer, William & Mary Willie Freeman, Furman Andy Goss, Furman</p>	<p>1981 Rick Armfield, East Tennessee State Jay Patterson, East Tennessee State Bill West, Citadel Teddy Gottwald, VMI Mike Smith, East Tennessee State Bill Corn, VMI Terry Smith, Furman Kelly Curry, Citadel Steve O'Neill, Furman Charlie Anderson, Furman Scott Strickland, Western Carolina</p>	<p>1986 Lee Duckworth, East Tennessee State Dan Young, VMI Mike Poulos, Davidson Tom Frooman, Citadel Gary Stewart, Davidson Steve Squire, Furman Tim Stepp, Furman Mike Kissenberth, Citadel Joe Kelly, Chattanooga Troy DeCastro, East Tennessee State John Spellacy, Marshall</p>	<p><i>No team selected, 1988-2002</i></p>
<p>1977 Craig Jones, VMI Gill Beck, Appalachian State Kenny Caldwell, Citadel Bob Bookmiller, VMI Greg Beck, VMI Brette Simmons, Furman Ty Smith, Western Carolina Jimmy Kiser, Furman Wayne Tolleson, Western Carolina Bobby Peche, Western Carolina Ray Schaper, VMI</p>	<p>1982 Ralph Potter, Chattanooga Don Chason, Western Carolina Teddy Gottwald, VMI Bill West, Citadel Jerry Rye, Citadel Scott Smith, Chattanooga Jack Teichmann, Chattanooga Steve Taylor, Western Carolina Bill Corn, VMI Jeff Harper, Appalachian State Ernest Gibson, Furman</p>	<p>1987 Lee Duckworth, East Tennessee State Jeff Legg, Chattanooga Dan Young, VMI Tom Frooman, Citadel Mike Wood, Furman Joe Kelly, Chattanooga Steve Colwell, Chattanooga Mike Kissenberth, Citadel Steve Gandy, Furman Anthony McIntosh, VMI Tim Stepp, Furman</p>	<p><i>No team selected, 1988-2002</i></p>
<p>1978 Kenny Caldwell, Citadel Craig Jones, VMI Bob Bookmiller, VMI Bobby Peche, Western Carolina Mark Hunt, Citadel Ty Smith, western Carolina Orion Rust, Citadel Jimmy Kiser, Furman Keith allen, Citadel Dale Ogg, VMI David Kelly, Furman</p>	<p>1983 Ricky Thompson, East Tennessee State Ralph Ptter, Chattanooga David Twillie, VMI Bob Coxe, Davidson Micah Downing, Davidson Steve Taylor, Western Carolina Mike Smith, East Tennessee State Bill West, Citadel David Lambert, Citadel Mitch Fontenot, Chattanooga Todd Dodson, Appalachian State</p>	<p><i>No team selected, 1988-2002</i></p>	<p><i>No team selected, 1988-2002</i></p>

SoCon in the NFL Draft



All-Time NFL Draft Choices (current members only)

Year	Rd	Team	Name	Pos	School
1984	9	Buffalo	Leroy Howell	DE	Appalachian State
1986	2	Kansas City	Dino Hackett	LB	Appalachian State
1990	5	Kansas City	Derrick Graham	T	Appalachian State
1990	7	San Diego	Keith Collins	DB	Appalachian State
1992	5	Seattle	Gary Dandridge	DB	Appalachian State
1992	7	Seattle	Mike Frier	DT	Appalachian State
1993	3	Atlanta	Harold Alexander	P	Appalachian State
1996	3	Buffalo	Matt Stevens	DB	Appalachian State
1997	3	Dallas	Dexter Coakley	LB	Appalachian State
2001	7	Atlanta	Corey Hall	DB	Appalachian State
1940	3	Brooklyn	Rhoten Shetley	B	Furman
1941	16	Pittsburgh	Bill Cornwall	T	Furman
1943	2	NY Giants	Dewey Proctor	B	Furman
1943	4	Detroit	Ralph Hamer	B	Furman
1943	7	Detroit	Paul Sizemore	E	Furman
1949	5	Chi Cardinals	Tom Wham	E	Furman
1949	13	Chi Hornets	Tom Wham	E	Furman
1950	16	Chi Cardinals	Harry Bieman	E	Furman
1950	29	NY Bulldogs	Ed Jasonek	B	Furman
1951	6	Chi Cardinals	Ed Jasonek	B	Furman
1953	29	NY Giants	Bob Griffis	G	Furman
1954	5	Chi Bears	Bob Griffis	G	Furman
1956	22	Green Bay	Jonny Popson	B	Furman
1957	24	Washington	Bob Jennings	C	Furman
1957	30	Detroit	Mike Shill	T	Furman
1962	9	Denver	Larry Jepson	C	Furman
1962	11	San Francisco	Larry Jepson	C	Furman
1962	15	Baltimore	Joe Monte	G	Furman
1963	7	Green Bay	Olin Hill	T	Furman
1963	16	NY Titans	Olin Hill	T	Furman
1967	10	St. Louis	Lavern Barrs	DB	Furman
1970	17	Chi Bears	Joe Brunson	DT	Furman
1977	8	Green Bay	David Whitehurst	QB	Furman
1984	6	New England	Ernest Gibson	DB	Furman
1985	10	St. Louis	Dennis Williams	RB	Furman
1986	4	Kansas City	Chas Fox	WR	Furman
1997	5	NY Jets	Luther Broughton	TE	Furman
2000	4	San Francisco	John Keith	DB	Furman
2000	7	Kansas City	Des Kitchings	WR	Furman
1995	9	LA Rams	Tracy Ham	RB	Georgia Southern
1995	12	LA Rams	Fred Stokes	DE	Georgia Southern
2000	5	Jacksonville	Kiwauke Thomas	DB	Georgia Southern



Georgia Southern strong safety David Young was selected in the sixth round of the 2003 NFL Draft by the Jacksonville Jaguars

Year	Rd	Team	Name	Pos	School
2002	6	Chi Bears	Adrian Peterson	RB	Georgia Southern
2003	6	Jacksonville	David Young	SS	Georgia Southern
1978	4	Cleveland	Pete Pullara	G	Chattanooga
1980	10	Buffalo	Greg Cater	P	Chattanooga
1982	11	Minnesota	Curtis Rouse	G	Chattanooga
1989	4	Seattle	Travis McNeal	TE	Chattanooga
1989	12	Atlanta	Tony Bowick	NT	Chattanooga
1991	4	Dallas	Tony Hill	DE	Chattanooga
1991	12	Miami	Joe Brunson	DT	Chattanooga
1992	6	Indianapolis	Shoun Habersham	WR	Chattanooga
1992	8	Seattle	Muhammad Shamsid-Deen	RB	Chattanooga
1992	11	Dallas	Pumpy Tudors	P	Chattanooga
1996	3	San Francisco	Terrell Owens	WR	Chattanooga
1996	6	New England	Mario Griener	RB	Chattanooga
2001	7	Jacksonville	Richmond Flowers	WR	Chattanooga
2001	7	Kansas City	Terdell Sands	DT	Chattanooga
1939	11	Chi Cardinals	Andy Sabodos	G	The Citadel
1959	14	LA Rams	Pete Davidson	T	The Citadel
1960	11	LA Chargers	Pete Davidson	T-G	The Citadel
1960	15	LA Rams	Harry Rakowski	C	The Citadel
1960	17	Chi Cardinals	Joe Davis	T	The Citadel
1960	20	LA Chargers	Paul Maguire	E	The Citadel
1960	26	Buffalo	Ray Rakowski	HB	The Citadel
1960	28	LA Chargers	Wayne Stewart	HB	The Citadel
1960	36	LA Chargers	Joe Davis	T-G	The Citadel
1964	8	Oakland	Vince Petno	DB	The Citadel
1969	16	Baltimore	Jim McMillian	RB	The Citadel
1977	11	Baltimore	Brian Ruff	LB	The Citadel
1981	9	St. Louis	Stump Mitchell	RB	The Citadel
1995	5	Green Bay	Travis Jervey	RB	The Citadel
1995	9	Tampa Bay	Greg Davis	P	The Citadel
2005	7	Washington	Nehemiah Broughton	RB	The Citadel
1982	10	St. Louis	Eddie McGill	TE	Western Carolina
1985	11	Seattle	Louis Cooper	LB	Western Carolina
1986	9	Philadelphia	Clyde Simmons	DE	Western Carolina
1993	6	Pittsburgh	Willie Williams	DB	Western Carolina
1994	6	Minnesota	Andrew Jordan	TE	Western Carolina



Appalachian State linebacker Dino Hackett was selected in the second round by Kansas City in 1986



Year by Year Standings

Year	CONF	OVERALL	Team	W	L	T	Team	W	L	T	Team	W	L	T											
1952	CONF	OVERALL	George Washington	1	5	0	2	7	0	William & Mary	4	3	0	4	6	0									
			Washington & Lee	0	0	0	0	8	0	Richmond	2	4	0	3	7	0									
	W L T	W L T	Davidson	1	3	0	3	6	0	Davidson	0	6	0	1	9	0									
			Furman	1	4	0	3	7	0	Appalachian State	0	0	0	7	3	1									
	W L T	W L T	VMI	1	4	0	1	9	0	1972	CONF	OVERALL	W L T	W L T	East Carolina	6	0	0	9	2	0				
			East Carolina	0	0	0	9	1	0	Richmond					5	1	0	6	4	0					
	W L T	W L T	Richmond	3	4	0	3	7	0	William & Mary	4	2	0	5	6	0	The Citadel	4	3	0	5	6	0		
			The Citadel	2	3	1	3	6	1	Davidson	2	3	1	3	7	1	VMI	1	5	0	2	9	0		
	W L T	W L T	N.C. State	2	4	0	3	7	0	Furman	1	6	0	2	9	0	Appalachian State	0	3	1	5	5	1		
			South Carolina	2	4	0	5	5	0	1973	CONF	OVERALL	W L T	W L T	East Carolina	7	0	0	9	2	0				
	W L T	W L T	North Carolina	1	2	0	2	6	0	Richmond					5	1	0	8	2	0	William & Mary	3	2	0	6
			W L T	W L T	The Citadel	1	3	1	3	5	1	Furman	3	3	0	7	4	0	Appalachian State	2	2	0	3	7	1
	W L T	W L T			Davidson	1	6	0	2	7	0	1974	CONF	OVERALL	W L T	W L T	East Carolina	5	1	0	8	2	0		
			Richmond	0	6	0	1	9	0	William & Mary	3	2					0	6	5	0	Furman	2	4	0	5
W L T	W L T	Clemson	0	0	0	2	6	1	1975	CONF	OVERALL	W L T	W L T	Richmond	3	3	0	7	4	0					
		1953	CONF	OVERALL	W L T	W L T	Appalachian State	4	1					0	6	5	0								
W L T	W L T	West Virginia					4	0	0	8	2	0	East Carolina	3	3	0	7	4	0						
		W L T	W L T	Furman	2	0	0	7	2	0	Richmond	3	3	0	6	4	0								
W L T	W L T			George Washington	4	2	0	5	4	0	The Citadel	3	4	0	4	7	0								
		W L T	W L T	William & Mary	3	2	0	5	4	1	1976	CONF	OVERALL	W L T	W L T	East Carolina	4	1	0	9	2	0			
W L T	W L T			Richmond	3	3	0	5	3	1	William & Mary					3	2	0	7	4	0				
		W L T	W L T	Virginia Tech	3	3	0	5	5	0	Appalachian State	2	2	1	6	4	1								
W L T	W L T			VMI	3	3	0	5	5	0	Furman	2	2	1	6	4	1								
		W L T	W L T	Washington & Lee	2	4	0	4	6	0	1977	CONF	OVERALL	W L T	W L T	Chattanooga	4	1	0	9	1	1			
W L T	W L T			The Citadel	1	3	0	2	7	0	Davidson					0	0	0	2	6	1				
		W L T	W L T	Davidson	0	5	0	0	9	0	1978	CONF	OVERALL	W L T	W L T	VMI	4	1	0	8	3	0			
W L T	W L T			1954	CONF	OVERALL	W L T	W L T	Appalachian State	4	1					0	7	3	1						
		W L T	W L T	West Virginia					3	0	0	8	1	0	William & Mary	4	1	0	5	6	0				
W L T	W L T			Furman	2	0	0	5	5	0	Furman	3	2	1	4	5	2								
		W L T	W L T	Virginia Tech	3	0	1	8	0	1	Western Carolina	2	2	1	6	4	1								
W L T	W L T			Davidson	2	1	0	6	3	0	1979	CONF	OVERALL	W L T	W L T	Appalachian State	4	2	0	6	5	0			
		W L T	W L T	VMI	4	3	0	4	6	0	Chattanooga					4	2	0	7	3	1				
W L T	W L T			Richmond	2	3	0	5	4	0	1980	CONF	OVERALL	W L T	W L T	Western Carolina	4	2	0	6	5	0			
		W L T	W L T	William & Mary	1	2	2	4	4	2	The Citadel					2	3	0	5	6	0				
W L T	W L T			George Washington	0	4	1	1	7	1	1981	CONF	OVERALL	W L T	W L T	Appalachian State	2	4	0	4	6	0			
		W L T	W L T	The Citadel	0	4	0	2	8	0	1982					CONF	OVERALL	W L T	W L T	Chattanooga	0	5	0	2	9
W L T	W L T			1955	CONF	OVERALL	W L T	W L T	Davidson	0	1	0	0	7	0					1983	CONF	OVERALL	W L T	W L T	Davidson
		W L T	W L T	West Virginia					4	0	0	8	2	0	1984	CONF	OVERALL	W L T	W L T	Marshall					0
W L T	W L T			Furman	2	0	0	5	5	0	1985	CONF	OVERALL	W L T	W L T					1986	CONF	OVERALL	W L T	W L T	Chattanooga
		W L T	W L T	Virginia Tech	3	0	1	8	0	1	1987					CONF	OVERALL	W L T	W L T	Davidson					2
W L T	W L T			Davidson	2	1	0	6	3	0	1988	CONF	OVERALL	W L T	W L T					VMI	2	3	1	3	6
		W L T	W L T	VMI	4	3	0	4	6	0	1989					CONF	OVERALL	W L T	W L T	Richmond	5	1	0	6	4
W L T	W L T			Richmond	3	4	1	3	6	1	1990	CONF	OVERALL	W L T	W L T					The Citadel	4	2	0	7	3
		W L T	W L T	Davidson	1	3	0	3	5	0	1991					CONF	OVERALL	W L T	W L T	William & Mary	3	2	0	3	7
W L T	W L T			William & Mary	1	5	0	2	8	0	1992	CONF	OVERALL	W L T	W L T					East Carolina	2	2	0	3	7
		W L T	W L T	West Virginia	0	2	1	0	8	2	1993					CONF	OVERALL	W L T	W L T	Davidson	1	3	0	1	9
W L T	W L T			1956	CONF	OVERALL	W L T	W L T	The Citadel	5	1	0	7	3	0					1994	CONF	OVERALL	W L T	W L T	Furman
		W L T	W L T	West Virginia					3	0	0	6	4	0	1995	CONF	OVERALL	W L T	W L T	1996					CONF
W L T	W L T			Virginia Tech	2	1	1	6	3	1	1997	CONF	OVERALL	W L T	W L T					East Carolina	4	1	1	5	
		W L T	W L T	Davidson	2	1	0	6	3	0	1998					CONF	OVERALL	W L T	W L T	William & Mary	4	1	1	5	4
W L T	W L T			VMI	4	3	0	4	6	0	1999	CONF	OVERALL	W L T	W L T					East Carolina	3	1	1	3	5
		W L T	W L T	Richmond	2	3	0	5	5	0	2000					CONF	OVERALL	W L T	W L T	Richmond	6	0	0	8	3
W L T	W L T			William & Mary	1	5	0	2	8	0	2001	CONF	OVERALL	W L T	W L T					The Citadel	4	2	0	5	6
		W L T	W L T	West Virginia	0	2	1	0	8	2	2002					CONF	OVERALL	W L T	W L T	Furman	3	2	0	8	3
W L T	W L T			1957	CONF	OVERALL	W L T	W L T	George Washington	1	5	0	3	7	0					2003	CONF	OVERALL	W L T	W L T	William & Mary
		W L T	W L T	West Virginia					3	0	0	6	4	0	2004	CONF	OVERALL	W L T	W L T	East Carolina					1
W L T	W L T			Virginia Tech	3	0	0	8	2	0	2005	CONF	OVERALL	W L T	W L T					Richmond	5	1	0	5	6
		W L T	W L T	Davidson	2	2	1	5	3	1	2006					CONF	OVERALL	W L T	W L T	The Citadel	4	2	0	8	3
W L T	W L T			Furman	2	2	0	2	8	0	2007	CONF	OVERALL	W L T	W L T					East Carolina	3	2	0	4	6
		W L T	W L T	VMI	2	3	1	3	6	1	2008					CONF	OVERALL	W L T	W L T	Furman	2	3	0	5	5
W L T	W L T			Richmond	2	5	0	4	5	0	2009	CONF	OVERALL	W L T	W L T					William & Mary	4	1	0	5	6
		W L T	W L T	The Citadel	2	2	0	4	3	2	2010					CONF	OVERALL	W L T	W L T	The Citadel	4	2	0	8	3
W L T	W L T			William & Mary	1	3	0	3	5	1	2011	CONF	OVERALL	W L T	W L T					East Carolina	3	2	0	4	6
		W L T	W L T	Washington & Lee	0	1	0	1	7	0	2012					CONF	OVERALL	W L T	W L T	Furman	2	3	0	5	5
W L T	W L T			William & Mary	0	5	0	0	9	1	2013	CONF	OVERALL	W L T	W L T					William & Mary	4	1	0	5	6
		W L T	W L T	1958	CONF	OVERALL	W L T	W L T	George Washington	4	0					0	4	5	1	2014	CONF	OVERALL	W L T	W L T	The Citadel
W L T	W L T			Virginia Tech					3	1	0	5	4	1	2015	CONF	OVERALL	W L T	W L T	East Carolina					3
		W L T	W L T	George Washington	3	2	0	3	5	0	2016	CONF	OVERALL	W L T	W L T					Furman	3	2	0	5	4
W L T	W L T			VMI	2	2	1	6	2	2	2017					CONF	OVERALL	W L T	W L T	George Washington	3	2	0	5	4
		W L T	W L T	Richmond	3	4	0	3	7	0	2018	CONF	OVERALL	W L T	W L T					The Citadel	4	3			

Year by Year Standings



Year	CONF	OVERALL	Year	CONF	OVERALL	Year	CONF	OVERALL												
	W	L	T	W	L	T	W	L	T											
Davidson	0	0	0	5	5	0	1985			Furman	3	5	0	5	6	0				
East Tennessee State	0	0	0	4	7	0							0	8	0	1	10	0		
1979	CONF	OVERALL					Furman	6	0	0	12	2	0	The Citadel	6	1	0	11	2	0
	W	L	T	W	L	T	Appalachian State	6	1	0	8	3	0	Marshall	5	2	0	12	3	0
Chattanooga	5	1	0	9	2	0	Chattanooga	5	2	0	6	5	0	Appalachian State	5	2	0	7	5	0
VMI	4	1	0	6	4	0	Marshall	3	3	1	7	3	1	Western Carolina	5	2	0	7	4	0
The Citadel	4	2	0	6	5	0	The Citadel	2	4	1	5	5	1	Furman	4	3	0	6	5	0
Furman	4	3	0	5	6	0	Western Carolina	2	4	1	4	6	1	East Tennessee State	2	5	0	5	6	0
Appalachian State	3	4	0	3	8	0	VMI	1	4	1	3	7	1	VMI	1	6	0	3	8	0
East Tennessee State	2	3	0	7	4	0	Davidson	0	6	0	1	10	0	Chattanooga	0	7	0	2	9	0
Western Carolina	2	4	0	6	5	0	East Tennessee State	0	7	0	0	10	1	1999	CONF	OVERALL				
Marshall	0	6	0	1	10	0														
Davidson	0	0	0	6	4	0	1986	CONF	OVERALL											
								W	L	T	W	L	T	Georgia Southern	7	1	0	10	3	0
1980	CONF	OVERALL					Appalachian State	6	0	1	9	2	1	Marshall	6	2	0	11	4	0
	W	L	T	W	L	T	Western Carolina	5	2	0	6	5	0	Western Carolina	5	3	0	6	5	0
Furman	7	0	0	9	1	1	Furman	4	2	1	7	3	2	Furman	4	4	0	5	5	1
Chattanooga	5	2	0	8	3	0	East Tennessee State	4	3	0	6	5	0	The Citadel	4	4	0	5	6	0
Appalachian State	4	2	1	6	4	1	Marshall	3	3	0	6	4	1	Appalachian State	4	4	0	4	7	0
The Citadel	3	2	0	7	4	0	Chattanooga	2	4	0	4	7	0	East Tennessee State	3	5	0	5	6	0
Western Carolina	2	4	1	3	7	1	VMI	1	5	0	1	10	0	Chattanooga	2	6	0	4	7	0
VMI	1	4	1	3	7	1	The Citadel	0	6	0	3	8	0	VMI	1	7	0	1	10	0
East Tennessee State	1	4	0	2	9	0	Davidson	0	6	0	0	9	0	1993	CONF	OVERALL				
Marshall	0	5	1	2	8	1														
Davidson	0	0	0	5	5	0	1987	CONF	OVERALL											
								W	L	T	W	L	T	Georgia Southern	7	1	0	10	3	0
1981	CONF	OVERALL					Appalachian State	7	0	0	11	3	0	Marshall	6	2	0	9	4	0
	W	L	T	W	L	T	Marshall	4	2	0	10	5	0	Appalachian State	5	3	0	6	5	0
Furman	5	2	0	8	3	0	Furman	4	3	0	7	4	0	Western Carolina	5	3	0	6	5	0
VMI	3	1	1	6	3	1	Chattanooga	4	3	0	6	5	0	The Citadel	4	4	0	6	5	0
East Tennessee State	4	2	0	6	5	0	VMI	2	4	0	4	7	0	East Tennessee State	4	4	0	6	5	0
The Citadel	3	2	1	7	3	1	Western Carolina	2	4	0	4	7	0	Furman	2	6	0	3	8	0
Chattanooga	3	2	1	7	3	1	East Tennessee State	2	5	0	5	6	0	Chattanooga	2	6	0	3	8	0
Western Carolina	3	4	0	4	7	0	The Citadel	1	5	0	4	7	0	VMI	1	7	0	1	10	0
Appalachian State	1	5	1	3	7	1	Davidson	0	0	0	1	10	0	1994	CONF	OVERALL				
Marshall	1	5	0	2	9	0														
Davidson	0	0	0	4	6	0	1988	CONF	OVERALL											
								W	L	T	W	L	T	Marshall	7	1	0	12	2	0
1982	CONF	OVERALL					Furman	6	1	0	13	2	0	Appalachian State	6	2	0	9	4	0
	W	L	T	W	L	T	Marshall	6	1	0	11	2	0	Georgia Southern	5	3	0	9	4	0
Furman	6	1	0	9	3	0	The Citadel	5	2	0	8	4	0	Furman	5	3	0	6	5	0
Chattanooga	5	1	0	7	4	0	Appalachian State	4	3	0	6	4	1	East Tennessee State	4	4	0	4	7	0
Western Carolina	4	2	0	6	5	0	Chattanooga	3	3	0	4	7	0	VMI	3	5	0	4	7	0
The Citadel	3	4	0	5	6	0	VMI	1	5	0	2	9	0	Chattanooga	2	6	0	4	7	0
Appalachian State	3	4	0	4	7	0	East Tennessee State	1	6	0	2	9	0	Western Carolina	2	6	0	3	7	0
VMI	2	3	0	5	6	0	Western Carolina	1	6	0	2	9	0	The Citadel	0	8	0	2	9	0
East Tennessee State	2	5	0	2	9	0	1989	CONF	OVERALL											
Marshall	1	6	0	3	8	0		W	L	T	W	L	T	Appalachian State	8	0	0	12	1	0
Davidson	0	0	0	3	7	0	Furman	7	0	0	12	2	0	Marshall	7	1	0	12	3	0
							Appalachian State	5	2	0	9	3	0	Georgia Southern	5	3	0	9	4	0
1983	CONF	OVERALL					Marshall	4	3	0	6	5	0	Furman	5	3	0	6	5	0
	W	L	T	W	L	T	East Tennessee State	4	3	0	4	7	0	Western Carolina	4	4	0	4	7	0
Furman	6	0	1	10	2	1	Chattanooga	2	4	1	3	7	1	VMI	3	5	0	4	7	0
Western Carolina	5	0	1	11	3	1	VMI	1	4	1	2	8	1	Chattanooga	2	6	0	3	8	0
Chattanooga	5	2	0	7	4	0	The Citadel	1	5	1	5	5	1	Western Carolina	1	7	0	4	7	0
Appalachian State	4	3	0	6	5	0	1990	CONF	OVERALL											
Marshall	3	4	0	4	7	0		W	L	T	W	L	T	Marshall	8	0	0	15	0	0
VMI	1	5	0	2	9	0	Furman	6	1	0	9	4	0	East Tennessee State	7	1	0	10	3	0
The Citadel	1	6	0	3	8	0	Appalachian State	5	2	0	6	5	0	Furman	6	2	0	9	4	0
East Tennessee State	1	6	0	3	8	0	Chattanooga	4	2	0	6	5	0	The Citadel	5	3	0	7	4	0
Davidson	0	5	0	2	8	0	The Citadel	4	3	0	7	5	0	Georgia Southern	2	6	0	4	7	0
							Marshall	4	3	0	6	5	0	VMI	2	6	0	3	8	0
1984	CONF	OVERALL					Western Carolina	2	5	0	3	8	0	Chattanooga	2	6	0	3	8	0
	W	L	T	W	L	T	VMI	1	5	0	4	7	0	Western Carolina	1	7	0	4	7	0
Chattanooga	5	1	0	6	5	0	East Tennessee State	1	6	0	2	9	0	Furman	4	4	0	6	5	0
Western Carolina	5	2	0	8	3	0	1991	CONF	OVERALL											
The Citadel	4	2	0	7	4	0		W	L	T	W	L	T	The Citadel	4	4	0	6	5	0
Furman	3	3	0	8	3	0	Furman	6	1	0	8	4	0	Appalachian State	6	2	0	7	4	0
East Tennessee State	2	4	0	6	5	0	Appalachian State	5	2	0	11	4	0	Marshall	6	2	0	10	3	0
Marshall	2	4	0	6	5	0	Marshall	5	2	0	11	4	0	Furman	5	2	0	7	4	0
Appalachian State	2	5	0	4	7	0	The Citadel	5	2	0	7	4	0	Chattanooga	4	3	0	7	4	0
VMI	1	4	0	1	9	0	Furman	4	3	0	7	4	0	VMI	2	5	0	4	7	0
Davidson	0	5	0	2	8	0	Chattanooga	4	3	0	7	4	0	Western Carolina	3	5	0	6	5	0
							VMI	2	5	0	4	7	0	The Citadel	4	4	0	5	6	0
1988	CONF	OVERALL					Western Carolina	2	5	0	2	9	0	Western Carolina	3	5	0	6	5	0
	W	L	T	W	L	T	East Tennessee State	1	6	0	2	9	0	VMI	3	5	0	3	9	0
Furman	6	1	0	9	3	0	1992	CONF	OVERALL											
Appalachian State	5	2	0	6	5	0		W	L	T	W	L	T	Georgia Southern	7	1	0	13	2	0
Chattanooga	4	2	0	6	5	0	The Citadel	6	1	0	11	2	0	Appalachian State	7	1	0	9	3	0
The Citadel																				



Conference Champions

Year	School	W	L	T	PCT	Year	School	W	L	T	PCT	Year	School	W	L	T	PCT
1933	Duke	4	0	0	1.000	1959	VMI	6	0	1	.929	1982	Furman	6	1	0	.857
1934	Washington & Lee	4	0	0	1.000	1960	VMI	4	1	0	.800	1983	Furman	6	0	1	.929
1935	Duke	5	0	0	1.000	1961	The Citadel	5	1	0	.833	1984	Chattanooga	5	1	0	.833
1936	Duke	7	0	0	1.000	1962	VMI	6	0	0	1.000	1985	Furman	6	0	0	1.000
1937	Maryland	2	0	0	1.000	1963	Virginia Tech	5	0	0	1.000	1986	Appalachian State	6	0	1	.929
1938	Duke	5	0	0	1.000	1964	West Virginia	5	0	0	1.000	1987	Appalachian State	7	0	0	1.000
1939	Duke	5	0	0	1.000	1965	West Virginia	4	0	0	1.000	1988	Furman	6	1	0	.857
1940	Clemson	4	0	0	1.000	1966	East Carolina	4	1	1	.750		& Marshall	6	1	0	.857
1941	Duke	5	0	0	1.000		& William & Mary	4	1	1	.750	1989	Furman	7	0	0	1.000
1942	William & Mary	4	0	0	1.000	1967	West Virginia	4	0	1	.900	1990	Furman	6	1	0	.857
1943	Duke	4	0	0	1.000	1968	Richmond	6	0	0	1.000	1991	Appalachian State	6	1	0	.857
1944	Duke	4	0	0	1.000	1969	Davidson	5	1	0	.833	1992	The Citadel	6	1	0	.857
1945	Duke	4	0	0	1.000		& Richmond	5	1	0	.833	1993	Georgia Southern	7	1	0	.875
1946	North Carolina	4	0	1	.900	1970	William & Mary	3	1	0	.750	1994	Marshall	7	1	0	.875
1947	William & Mary	7	1	0	.875	1971	Richmond	5	1	0	.833	1995	Appalachian State	8	0	0	1.000
1948	Clemson	5	0	0	1.000	1972	East Carolina	7	0	0	1.000	1996	Marshall	8	0	0	1.000
1949	North Carolina	5	0	0	1.000	1973	East Carolina	7	0	0	1.000	1997	Georgia Southern	7	1	0	.875
1950	Washington & Lee	6	0	0	1.000	1974	VMI	5	1	0	.833	1998	Georgia Southern	8	0	0	1.000
1951	Maryland	5	0	0	1.000	1975	Richmond	5	1	0	.833	1999	Furman	7	1	0	.875
	& VMI	5	0	0	1.000	1976	East Carolina	4	1	0	.800		Georgia Southern	7	1	0	.875
1952	Duke	5	0	0	1.000	1977	Chattanooga	4	1	0	.800		& Appalachian State	7	1	0	.875
1953	West Virginia	4	0	0	1.000		& VMI	4	1	0	.800	2000	Georgia Southern	7	1	0	.875
1954	West Virginia	3	0	0	1.000	1978	Furman	4	1	0	.800	2001	Georgia Southern &	7	1	0	.875
1955	West Virginia	4	0	0	1.000		& Chattanooga	4	1	0	.800		Furman	7	1	0	.875
1956	West Virginia	5	0	0	1.000	1979	Chattanooga	5	1	0	.833	2002	Georgia Southern	7	1	0	.875
1957	VMI	6	0	0	1.000	1980	Furman	7	0	0	1.000	2003	Wofford	8	0	0	1.000
1958	West Virginia	4	0	0	1.000	1981	Furman	5	2	0	.714	2004	Furman	6	1	0	.857
													Georgia Southern	6	1	0	.857

Note: Standings prior to 1933 are not included in championship profile.

Championship Profile

Team	Outright Titles	Shared Titles	Total	Outright	Shared
Appalachian State	1986, '87, '91, '95	1999	5	4	1
Chattanooga	1979, '84	1978, '77	4	2	2
The Citadel	1961, '92		2	2	0
Furman	1980, '81, '82, '83, '85, '89, '90	1978, '88, '99, '01, '04	12	7	5
Georgia Southern	1993, '97, '98, 2000, '02	1999, '01, '04	8	5	3
Wofford	2003		1	1	0
Clemson	1940, '48		2	2	0
Duke	1933, '35, '36, '38, '39, '41, '43, '44, '45, '52		10	10	0
East Carolina	1972, '73, '76	1966	4	3	1
Marshall	1994, '96	1988	3	2	1
Maryland	1937	1951	2	1	1
North Carolina	1946, '49		2	2	0
Richmond	1968, '71, '75	1969	4	3	1
VMI	1957, '59, '60, '62, '74	1951, '77	7	5	2
Virginia Tech	1963		1	1	0
Washington & Lee	1934, '50		2	2	0
West Virginia	1953, '54, '55, '56, '58, 64, '65, '67		8	8	0
William & Mary	1942, '47, '70	1966	4	3	1
Davidson		1969	1	0	1

Most Consecutive Championship Seasons By One School — 6 by Georgia Southern (1997, '98, '99, 2000, '01, '02)

Most Championships Won By One School — Furman 12 (7 outright, 54 shared)

Number of Undefeated And Untied Championship Seasons — 39 (most recent 8-0 record by Georgia Southern in 1998)

Series Results



APPALACHIAN STATE 22 THE CITADEL 11

All Games at ASU: ASU leads 14-3-0
All Games at CIT: Series tied 8-8-0
Jerry Moore vs. CIT: 11-5
Kevin Higgins vs. ASU: 0-0
Last CIT Win: 24-21 in 2003
Last ASU Win: 28-14 in 2004
Longest ASU Streak: 9 (1994-2002)
Longest CIT Streak: 3 (1991-93)
Last 10 Meetings: ASU leads 9-1
Current Streak: ASU has won one
Largest ASU Win: 51-0 in 1999
Largest CIT Win: 25-0 in 1992

Year	Site	Winner	Score
*1972	Boone	CIT	28-21
*1973	Boone	ASU	31-6
*1974	Charleston	CIT	28-17
*1975	Charleston	ASU	22-17
*1976	Boone	ASU	31-13
*1977	Charleston	CIT	28-20
*1978	Boone	ASU	42-14
*1979	Charleston	CIT	24-23
*1980	Boone	ASU	17-14
*1981	Charleston	CIT	34-20
*1982	Boone	ASU	48-22
*1983	Charleston	ASU	27-16
*1984	Boone	CIT	21-5
*1985	Charleston	ASU	14-3
*1986	Boone	ASU	33-10
*1987	Charleston	ASU	27-17
*1988	Boone	ASU	38-14
*1989	Charleston	CIT	23-13
*1990	Boone	ASU	27-9
*1991	Charleston	CIT	17-10
*1992	Boone	CIT	25-0
*1993	Charleston	CIT	27-14
*1994	Boone	ASU	56-14
*1995	Charleston	ASU	28-24
*1996	Boone	ASU	34-20
*1997	Charleston	ASU	40-15
*1998	Boone	ASU	26-11
*1999	Charleston	ASU	51-0
*2000	Boone	ASU	61-14
*2001	Charleston	ASU	8-6
*2002	Boone	ASU	37-28
*2003	Charleston	CIT	24-21
*2004	Boone	ASU	28-14

FURMAN 20

APPALACHIAN STATE 11 (3 ties)
All Games at ASU: Furman leads 8-7-2
All Games at FUR: Furman leads 12-4-1
Jerry Moore vs. FUR: 8-8
Bobby Lamb vs. ASU: 0-3
Last ASU Win: 30-29 in 2004
Last FUR Win: 28-22 in 2001
Longest ASU Streak: 3 (2002-04)
Longest FUR Streak: 7 (1977-83)
Last 10 Meetings: ASU leads 6-4
Current Streak: ASU has won 3 straight
Largest ASU Win: 27-3 in '74; 30-6 in '94
Largest FUR Win: 49-0 in 1983

Year	Site	Winner	Score
*1971	Greenville	tie	0-0
*1972	Boone	FUR	20-17
*1973	Greenville	FUR	17-0
*1974	Boone	ASU	27-3
*1975	Greenville	FUR	30-23
*1976	Boone	tie	14-14
*1977	Greenville	FUR	28-20
*1978	Boone	FUR	52-34
*1979	Greenville	FUR	31-17
*1980	Boone	FUR	21-20
*1981	Greenville	FUR	22-18
*1982	Boone	FUR	27-21
*1983	Greenville	FUR	49-0
*1984	Boone	ASU	21-14
*1985	Greenville	FUR	21-7
*1986	Boone	tie	17-17
*1987	Greenville	ASU	16-8
*1988	Boone	FUR	24-9

*1989	Greenville	FUR	31-6
*1990	Boone	FUR	30-7
*1991	Greenville	ASU 26-23 (3OT)	
*1992	Boone	FUR	16-13
*1993	Greenville	FUR	27-21
*1994	Boone	ASU	30-6
*1995	Greenville	ASU	41-28
*1996	Boone	FUR	20-14
*1997	Greenville	FUR	24-22
*1998	Boone	ASU	26-13
*1999	Greenville	FUR	35-21
*2000	Boone	ASU	18-17
*2001	Greenville	FUR	28-22
*2002	Boone	ASU	16-15
*2003	Greenville	ASU	13-10
*2004	Boone	ASU	30-29

GEORGIA SOUTHERN 10 APPALACHIAN STATE 9 (1 tie)

All Games at ASU: ASU leads 7-3-1
All Games at GSU: GSU leads 7-2
Jerry Moore vs. GSU: 5-8
Mike Sewak vs. ASU: 2-1
Last ASU Win: 28-21 in 2003
Last GSU Win: 54-7 in 2004
Longest ASU Streak: 3 (twice)
Longest GSU Streak: 4 (2000-02)
Last 10 Meetings: GSU leads 6-4
Current Streak: GSU has won 1 straight
Largest ASU Win: 59-0 in 1939
Largest GSU Win: 54-7 in 2004

Year	Site	Winner	Score
1932	Statesboro	GSU	33-0
1934	Boone	GSU	22-13
1934	Statesboro	ASU	7-6
1935	Boone	tie	0-0
1936	Boone	ASU	27-0
1939	Boone	ASU	59-0
\$1987	Boone	ASU	19-0
*1993	Boone	GSU	34-28
*1994	Statesboro	GSU	34-31
*1995	Boone	ASU	27-17
*1996	Statesboro	ASU	35-28
*1997	Boone	ASU	24-12
*1998	Statesboro	GSU	37-24
*1999	Boone	ASU	17-16
*2000	Statesboro	GSU	34-28
*2001	Boone	GSU	27-18
\$2001	Statesboro	GSU	38-24
*2002	Statesboro	GSU	36-20
*2003	Boone	ASU	28-21
*2004	Statesboro	GSU	54-7

\$ indicates NCAA I-AA Playoff game

APPALACHIAN STATE 18 CHATTAHOOGA 10

All Games at ASU: ASU leads 11-3
All Games at UTC: Series tied 7-7
Jerry Moore vs. UTC: 14-2
Rodney Allison vs. ASU: 1-1
Last ASU Win: 47-7 in 2003
Last UTC Win: 59-56 in 2004
Longest ASU Streak: 11 (1989-99)
Longest UTC Streak: 4 (1977-80)
Last 10 Meetings: ASU leads 8-2
Current Streak: UTC has won 1 straight
Largest ASU Win: 62-14 in 1999
Largest UTC Win: 72-14 in 1978

Year	Site	Winner	Score
*1977	Boone	UTC	14-7
*1978	Chattanooga	UTC	72-14
*1979	Boone	UTC	24-21
*1980	Chattanooga	UTC	14-7
*1981	Boone	ASU	31-14
*1982	Chattanooga	UTC	50-7
*1983	Boone	UTC	30-9
*1984	Chattanooga	UTC	21-20
*1985	Boone	ASU	25-0
*1986	Chattanooga	ASU	20-15
*1987	Boone	ASU	17-3
*1988	Chattanooga	UTC	28-24
*1989	Boone	ASU	41-7

*1990	Chattanooga	ASU	23-17
*1991	Boone	ASU	42-7
*1992	Chattanooga	ASU	37-13
*1993	Boone	ASU	39-14
*1994	Chattanooga	ASU	30-16
*1995	Boone	ASU	31-18
*1996	Chattanooga	ASU	20-6
*1997	Boone	ASU	41-7
*1998	Chattanooga	ASU	28-7
*1999	Boone	ASU	62-14
*2000	Chattanooga	UTC	30-27
*2001	Boone	ASU	51-14
*2002	Chattanooga	ASU	20-17
*2003	Boone	ASU	47-7
*2004	Chattanooga	UTC	59-56

APPALACHIAN STATE 23 ELON 9 (1 tie)

All Games at ASU: ASU leads 12-4-1
All Games at Elon: ASU leads 11-5
Jerry Moore vs. Elon: 2-0
Paul Hamilton vs. ASU: 1-7
Last ASU Win: 48-7 in 2004
Last Elon Win: 28-7 in 1964
Longest ASU Streak: 9 (1965-71, 2003-04)
Longest Elon Streak: 2 on four occasions
Last 10 Meetings: ASU leads 9-1
Current Streak: ASU has won 9 straight
Largest ASU Win: 70-26 in 1968
Largest Elon Win: 28-7 in 1964

Year	Site	Winner	Score
1937	Boone	ASU	31-0
1938	Burlington	Elon	7-6
1939	Burlington	ASU	7-6
1940	Boone	Elon	7-0
1941	Burlington	Elon	27-6
1946	Boone	ASU	40-0
1947	Burlington	ASU	21-13
1948	Boone	ASU	33-13
1949	Burlington	ASU	14-0
1950	Boone	tie	14-14
1951	Burlington	Elon	20-6
1952	Boone	Elon	13-7
1953	Burlington	ASU	21-19
1954	Boone	ASU	20-6
1955	Burlington	ASU	19-0
1956	Boone	Elon	19-7
1957	Burlington	Elon	21-6
1958	Boone	ASU	32-20
1959	Burlington	ASU	19-8
1960	Boone	ASU	33-13
1961	Burlington	ASU	23-0
1962	Boone	ASU	27-12
1963	Burlington	Elon	16-13
1964	Boone	Elon	28-7
1965	Burlington	ASU	9-0
1966	Boone	ASU	8-2
1967	Burlington	ASU	34-13
1968	Boone	ASU	70-26
1969	Burlington	ASU	26-20
1970	Boone	ASU	21-0
1971	Burlington	ASU	14-10
*2003	Elon	ASU	34-12
*2004	Boone	ASU	48-7

APPALACHIAN STATE 50 WESTERN CAROLINA 18 (1 tie)

All Games at ASU: ASU leads 24-9
All Games at WCU: ASU leads 22-9
All Games at Neutral Sites: ASU leads 4-0-1
Jerry Moore vs. WCU: 14-2
Kent Briggs vs. ASU: 1-2
Last ASU Win: 26-18 in 2003
Last WCU Win: 30-27 in 2004
Longest ASU Streak: 13 ('32-48; '85-97)
Longest WCU Streak: 5 (1971-75)
Last 10 Meetings: ASU leads 8-2
Current Streak: WCU has won 1 straight
Largest ASU Win: 54-7 in 1939
Largest WCU Win: 44-14 in 1977

Year	Site	Winner	Score
1932	Boone	ASU	20-0
1933	Cullowhee	ASU	15-0
1934	Boone	ASU	6-0
1935	Cullowhee	ASU	12-0
1936	Boone	ASU	20-2
1937	Cullowhee	ASU	14-0
1938	Boone	ASU	27-0
1939	Cullowhee	ASU	54-7
1940	Boone	ASU	40-8
1941	Cullowhee	ASU	35-0
1946	Cullowhee	ASU	42-6
1947	Boone	ASU	20-0
1948	Asheville	ASU	14-13
1949	Boone	WCU	13-6
1950	Cullowhee	ASU	13-6
1951	Boone	ASU	26-6
1952	Asheville	ASU	20-12
1953	Boone	ASU	7-0
1954	Cullowhee	ASU	27-7
1955	Boone	WCU	7-6
1956	Asheville	ASU	19-7
1957	Boone	ASU	25-0
1958	Cullowhee	WCU	32-22
1959	Boone	ASU	14-12
1960	Cullowhee	ASU	22-6
1961	Asheville	ASU	25-12
1962	Asheville	tie	6-6
1963	Boone	ASU	14-3
1964	Cullowhee	ASU	27-10
1965	Boone	WCU	7-0
1966	Cullowhee	ASU	35-33
1967	Boone	WCU	21-0
1968	Cullowhee	ASU	28-14
1969	Boone	WCU	35-7
1970	Cullowhee	ASU	17-10
1971	Boone	WCU	26-0
1972	Cullowhee	WCU	35-21
1973	Cullowhee	WCU	23-14
1974	Boone	WCU	21-17
1975	Cullowhee	WCU	20-11
*1976	Boone	ASU	24-17
*1977	Cullowhee	WCU	44-14
*1978	Cullowhee	ASU	39-13
*1979	Boone	ASU	35-27
*1980	Boone	ASU	27-24
*1981	Cullowhee	WCU	21-10
*1982	Boone	WCU	26-24
*1983	Cullowhee	WCU	41-15
*1984	Boone	WCU	34-7
*1985	Cullowhee	ASU	27-14
*1986	Boone	ASU	17-13
*1987	Cullowhee	ASU	33-13
*1988	Boone	ASU	42-21
*1989	Cullowhee	ASU	31-20
*1990	Boone	ASU	27-9
*1991	Cullowhee	ASU	24-14
*1992	Boone	ASU	14-12
*1993	Boone	ASU	20-16
*1994	Cullowhee	ASU	12-7
*1995	Boone	ASU	28-3
*1996	Cullowhee	ASU	24-17
*1997	Boone	ASU	13-7
*1998	Cullowhee	WCU	23-6
*1999	Boone	ASU	34-10
*2000	Cullowhee	ASU	35-28
*2001	Boone	ASU	34-24
*2002	Cullowhee	ASU	24-14
*2003	Boone	ASU	26-18
*2004	Cullowhee	WCU	30-27

APPALACHIAN STATE 12 WOFFORD 9

All Games at ASU: ASU leads 9-2
All Games at WOF: WOF leads 7-3
Jerry Moore vs. WOF: 6-2
Mike Ayers vs. ASU: 2-6 (WOF); 0-3 (ETSU)
Last ASU Win: 38-174 in 2004
Last WOF Win: 24-14 in 2003
Longest ASU Streak: 8 (1973-2001)
Longest WOF Streak: 3 (1969-71)
Last 10 Meetings: ASU leads 8-2
Current Streak: ASU has won 1 straight
Largest ASU Win: 42-0 in 1976
Largest WOF Win: 37-13 in 1970

Year	Site	Winner	Score
1960	Spartanburg	WOF	23-14
1963	Spartanburg	WOF	21-14
1964	Boone	ASU	10-0
1965	Spartanburg	WOF	22-14
1966	Boone	ASU	14-12
1967	Spartanburg	WOF	27-24
1968	Boone	ASU	47-28
1969	Spartanburg	WOF	35-21
1970	Boone	WOF	37-13
1971	Spartanburg	WOF	26-16
1973	Boone	ASU	28-21
1976	Boone	ASU	42-0
1978	Boone	ASU	35-14
*1997	Spartanburg	ASU	26-21
*1998	Boone	ASU	31-6
*1999	Spartanburg	ASU	21-20
*2000	Boone	ASU	42-16
*2001	Spartanburg	ASU	34-23
*2002	Boone	WOF	26-19
*2003	Spartanburg	WOF	24-14
*2004	Boone	ASU	38-17

FURMAN 52

THE CITADEL 29 (3 ties)

All Games at CIT: FUR leads 20-17-2
All Games at FUR: FUR leads 29-12
At Neutral Sites: FUR leads 3-0-1
Bobby Lamb vs. CIT: 2-1
Kevin Higgins vs. FUR: 0-0
Last CIT Win: 10-9 in 2003
Last FUR Win: 33-14 in 2004
Longest CIT Streak: 7 (1971-77)
Longest FUR Streak: 9 (1982-90)
Last 10 Meetings: FUR leads 8-2
Current Streak: FUR has won 1 straight
Largest CIT Win: 75-0 in 1913
Largest FUR Win: 42-0 in 1921

Year	Site	Winner	Score
1913	Charleston	CIT	75-0
1919	Greenville	FUR	21-6
1920	Charleston	FUR	21-6
1921	Greenville	FUR	42-0
1922	Florence	FUR	28-0
1923	Greenville	FUR	30-14
1924	Charleston	CIT	6-0
1925	Greenville	FUR	7-0
1926	Charleston	FUR	7-0
1927	Charleston	FUR	6-0
1928	Greenville	FUR	13-0
1929	Charleston	tie	0-0
1930	Greenville	FUR	31-6
1931	Charleston	FUR	33-7
1932	Orangeburg	FUR	20-0
1933	Greenville	FUR	14-0
1934	Charleston	FUR	6-0
1935	Greenville	FUR	35-0
*1936	Greenville	FUR	13-7
*1937	Charleston	CIT	8-0
*1938	Greenville	CIT	9-6
*1939	Charleston	FUR	7-0
*1940	Greenville	FUR	36-7
*1941	Charleston	tie	13-13
*1942	Greenville	FUR	20-0
*1946	Charleston	FUR	14-0
*1947	Greenville	FUR	7-0
*1948	Greenville	FUR	9-0

*1949	Charleston	FUR	19-7
*1950	Greenville	FUR	21-7
*1951	Orangeburg	FUR	35-14
*1952	Orangeburg	tie	7-7
*1953	Charleston	FUR	27-0
*1954	Greenville	FUR	31-20
*1955	Charleston	CIT	25-19
*1956	Greenville	FUR	7-0
*1957	Charleston	CIT	18-14
*1958	Greenville	CIT	24-6
*1959	Charleston	CIT	18-14
*1960	Greenville	CIT	7-6
*1961	Charleston	CIT	9-8
*1962	Greenville	FUR	33-25
*1963	Charleston	FUR	34-25
*1964	Greenville	CIT	17-0
*1965	Charleston	CIT	28-0
*1966	Greenville	CIT	10-6
*1967	Charleston	FUR	14-6
*1968	Greenville	CIT	31-12
*1969	Charleston	CIT	37-21
*1970	Greenville	FUR	28-21
*1971	Charleston	CIT	35-33
*1972	Greenville	CIT	19-13
*1973	Charleston	CIT	26-21
*1974	Greenville	CIT	24-0
*1975	Charleston	CIT	13-9
*1976	Greenville	CIT	17-16
*1977	Charleston	CIT	10-3
*1978	Greenville	FUR	17-13
*1979	Charleston	FUR	45-44
*1980	Greenville	FUR	28-15
*1981	Charleston	CIT	35-18
*1982	Greenville	FUR	27-0
*1983	Charleston	FUR	49-21
*1984	Greenville	FUR	42-14
*1985	Charleston	FUR	42-0
*1986	Greenville	FUR	37-14
*1987	Charleston	FUR	58-13
*1988	Greenville	FUR	30-17
*1989	Charleston	FUR	44-9
*1990	Greenville	FUR	30-17
*1991	Charleston	CIT	10-6
*1992	Greenville	CIT	20-14
*1993	Charleston	CIT	20-10
*1994	Greenville	CIT	52-44
*1995	Charleston	FUR	24-3
*1996	Greenville	FUR	35-25
*1997	Charleston	FUR	21-7
*1998	Greenville	CIT	25-24
*1999	Charleston	FUR	31-17
*2000	Greenville	FUR	33-7
*2001	Charleston	FUR	30-7
*2002	Greenville	FUR	37-10
*2003	Charleston	CIT	10-9
*2004	Greenville	FUR	33-14

GEORGIA SOUTHERN 11

THE CITADEL 3

All Games at CIT: GSU leads 4-2
All Games at GSU: GSU leads 7-1
Kevin Higgins vs. GSU: 0-0
Mike Sewak vs. CIT: 2-1
Last CIT Win: 28-24 in 2003
Last GSU Win: 42-7 in 2004
Longest CIT Streak: 1 (on three occasions)
Longest GSU Streak: 6 (1997-2002)
Last 10 Meetings: GSU leads 8-2
Current Streak: GSU has won 1 straight
Largest CIT Win: 35-20 in 1996
Largest GSU Win: 49-7 in 1997

Year	Site	Winner	Score
\$1988	Statesboro	GSU	38-20
\$1990	Statesboro	GSU	31-0
*1993	Statesboro	GSU	16-6
*1994	Charleston	CIT	17-15
*1995	Statesboro	GSU	26-0
*1996	Charleston	CIT	35-20
*1997	Statesboro	GSU	49-7
*1998	Charleston	GSU	51-34
*1999	Statesboro	GSU	34-17
*2000	Charleston	GSU	27-10

*2001	Statesboro	GSU	14-6
*2002	Charleston	GSU	28-24
*2003	Statesboro	CIT	28-24
*2004	Charleston	GSU	42-7

CHATTANOOGA 23

THE CITADEL 13 (2 ties)

All Games at UTC: UTC leads 14-4-1
All Games at CIT: Series tied 9-9-1
Rodney Allison vs. CIT: 1-1
Kevin Higgins vs. UTC: 0-0
Last UTC Win: 29-20 in 2003
Last CIT Win: 44-24 in 2004
Longest UTC Streak: 5 (1982-87)
Longest CIT Streak: 3 (1971-73, '92-94)
Last 10 Meetings: UTC leads 6-4
Current Streak: CIT has won 1 straight
Largest UTC Win: 42-7 in 1986
Largest CIT Win: 33-13 in 1992; 44-24 in 2004

Year	Site	Winner	Score
1926	Charleston	UTC	6-3
1927	Chattanooga	UTC	31-6
1930	Charleston	tie	7-7
1936	Charleston	UTC	13-0
1968	Chattanooga	UTC	31-9
1969	Charleston	UTC	10-5
1970	Chattanooga	UTC	29-28
1971	Charleston	CIT	52-35
1972	Chattanooga	CIT	12-0
1973	Charleston	CIT	28-20
1975	Chattanooga	UTC	24-6
*1976	Charleston	CIT	14-10
*1977	Chattanooga	UTC	21-14
*1979	Chattanooga	UTC	28-7
*1980	Charleston	CIT	29-13
*1981	Chattanooga	tie	28-28
*1982	Charleston	UTC	24-7
*1983	Chattanooga	UTC	30-9
*1985	Chattanooga	UTC	34-17
*1986	Charleston	UTC	42-7
*1987	Chattanooga	UTC	22-19
*1988	Charleston	CIT	23-17
*1989	Chattanooga	UTC	17-9
*1990	Charleston	UTC	7-6
*1991	Chattanooga	UTC	33-26
*1992	Charleston	CIT	33-13
*1993	Chattanooga	CIT	41-27
*1994	Charleston	CIT	42-26
*1995	Chattanooga	UTC	29-24
*1996	Charleston	CIT	16-13
*1997	Chattanooga	CIT	7-3
*1998	Charleston	UTC	13-10
*1999	Chattanooga	UTC	30-27 (OT)
*2000	Charleston	UTC	20-13
*2001	Chattanooga	CIT	20-17 (2OT)
*2002	Charleston	UTC	34-31
*2003	Chattanooga	UTC	29-20
*2004	Charleston	CIT	44-24

THE CITADEL 3

ELON 1

All Games at CIT: CIT leads 3-0
All Games at Elon: Elon leads 1-0
Kevin Higgins vs. Elon: 0-0
Paul Hamilton vs. CIT: 4-3 (ETSU); 0-1 (Elon)
Last CIT Win: 31-7 in 2003
Last Elon Win: 24-7 in 2004
Longest CIT Streak: 3 (1954-55, 2003)
Longest Elon Streak: 1 (2004)
Last 10 Meetings: CIT leads 3-1
Current Streak: Elon has won 1 straight
Largest CIT Win: 31-7 in 2003
Largest Elon Win: 24-7 in 2004

Year	Site	Winner	Score
1954	Charleston	CIT	21-13
1955	Charleston	CIT	26-18
*2003	Charleston	CIT	31-7
*2004	Elon	Elon	24-7

THE CITADEL 15

WESTERN CAROLINA 13 (1 tie)

All Games at CIT: CIT leads 9-5
All Games at WCU: WCU leads 8-6
At Neutral Sites: Tied 0-0-1
Kevin Higgins vs. WCU: 0-0
Kent Briggs vs. CIT: 2-1
Last CIT Win: 17-0 in 2004
Last WCU Win: 28-21 in 2003
Longest CIT Streak: 4 (1979-82)
Longest WCU Streak: 3 (1993-95, '97-99, '01-03)
Last 10 Meetings: WCU leads 7-3
Current Streak: CIT has won 1 straight
Largest CIT Win: 38-13 in 1991
Largest WCU Win: 44-17 in 1983

Year	Site	Winner	Score
1972	Charleston	WCU	10-0
*1977	Charleston	CIT	20-0
*1978	Cullowhee	WCU	38-24
*1979	Charleston	CIT	21-19
*1980	Cullowhee	CIT	28-21
*1981	Charleston	CIT	12-3
*1982	Cullowhee	CIT	24-20
*1983	Chattanooga	WCU	44-17
*1984	Cullowhee	CIT	34-33
*1985	Charleston	CIT	10-3
*1986	Cullowhee	WCU	27-12
*1987	Charleston	CIT	38-24
*1988	Cullowhee	CIT	27-21
*1989	Columbia	tie	22-22
*1990	Cullowhee	CIT	28-10
*1991	Charleston	CIT	38-13
*1992	Cullowhee	CIT	36-31
*1993	Cullowhee	WCU	38-18
*1994	Charleston	WCU	42-38
*1995	Cullowhee	WCU	31-14
*1996	Charleston	CIT	28-14
*1997	Cullowhee	WCU	45-25
*1998	Charleston	WCU	14-8
*1999	Cullowhee	WCU	24-17
*2000	Charleston	CIT	17-10
*2001	Cullowhee	WCU	28-25
*2002	Charleston	WCU	37-34
*2003	Cullowhee	WCU	28-21
*2004	Charleston	CIT	17-0

THE CITADEL 40

WOFFORD 16 (1 tie)

All Games at CIT: CIT leads 27-6-1
All Games at WOF: Series tied 10-10
Neutral Site Games: CIT leads 3-0
Kevin Higgins vs. WOF: 2-0 (Lehigh)
Mike Ayers vs. CIT: (9-7 WOF; 2-1 ETSU)
Last CIT Win: 20-14 in 1998
Last WOF Win: 38-17 in 2004
Longest CIT Streak: 15 (1959-90)
Longest WOF Streak: 6 (1999-04)
Last 10 Meetings: WOF leads 7-3
Current Streak: WOF has won 6 straight
Largest CIT Win: 41-0 in 1936
Largest WOF Win: 34-0 in 1957

Year	Site	Winner	Score
1916	Charleston	CIT	37-0
1919	Spartanburg	WOF	12-0
1920	Charleston	CIT	19-0
1921	Charleston	CIT	28-0
1923	Spartanburg	CIT	9-0
1924	Charleston	CIT	19-0
1926	Spartanburg	CIT	6-0
1927	Charleston	tie	6-6
1928	Spartanburg	WOF	9-7
1929	Spartanburg	CIT	7-0
1930	Spartanburg	CIT	7-6
1931	Charleston	CIT	28-7
1932	Spartanburg	CIT	13-0
1933	Charleston	CIT	14-0
1934	Spartanburg	CIT	18-7
1935	Charleston	CIT	20-7
1936	Augusta	CIT	41-0
1937	Spartanburg	CIT	38-0
1938	Charleston	CIT	27-0

Series Results



1939	Wilmington	CIT	21-2
1940	Orangeburg	CIT	7-3
1941	Charleston	CIT	42-7
1949	Spartanburg	WOF	21-7
1954	Spartanburg	CIT	14-13
1955	Spartanburg	WOF	27-7
1956	Spartanburg	WOF	23-19
1957	Spartanburg	WOF	34-0
1958	Spartanburg	WOF	18-6
1959	Spartanburg	CIT	40-8
1967	Charleston	CIT	17-7
1975	Charleston	CIT	16-7
1977	Charleston	CIT	7-0
1978	Charleston	CIT	35-17
1979	Charleston	CIT	49-30
1980	Charleston	CIT	35-3
1981	Charleston	CIT	24-14
1982	Charleston	CIT	21-14
1984	Charleston	CIT	23-16
1985	Charleston	CIT	42-28
1986	Charleston	CIT	20-6
1987	Charleston	CIT	38-0
1989	Charleston	CIT	42-21
1990	Charleston	CIT	48-14
1991	Charleston	WOF	15-12
1992	Charleston	CIT	30-13
1993	Charleston	WOF	20-6
1994	Charleston	CIT	31-3
1995	Charleston	CIT	27-10
1996	Charleston	WOF	26-21
*1997	Charleston	CIT	7-3
*1998	Spartanburg	CIT	20-14
*1999	Charleston	WOF	47-16
*2000	Spartanburg	WOF	31-10
*2001	Charleston	WOF	13-0
*2002	Spartanburg	WOF	27-14
*2003	Charleston	WOF	42-16
*2004	Spartanburg	WOF	38-17

GEORGIA SOUTHERN 11 FURMAN 5

All Games at GSU: GSU leads 6-1
 All Games at FUR: GSU leads 4-3
 At Neutral Site: Tied 1-1
 Mike Sewak vs. FUR: 2-1
 Bobby Lamb vs. GSU: 1-2
 Last FUR Win: 29-22 in 2004
 Last GSU Win: 29-24 in 2003
 Longest FUR Streak: 1 on 5 occasions
 Longest GSU Streak: 4 (1992-95)
 Last 10 Meetings: GSU leads 6-4
 Current Streak: FUR has won 1 straight
 Largest FUR Win: 45-10 in 2000
 Largest GSU Win: 45-17 in 1998

Year	Site	Winner	Score
1985	Tacoma	GSU	44-42
1988	Pocatello	FUR	17-12
*1992	Greenville	GSU	21-0
*1993	Statesboro	GSU	31-19
*1994	Greenville	GSU	31-26
*1995	Statesboro	GSU	27-20
*1996	Greenville	FUR	21-14
*1997	Statesboro	GSU	30-14
*1998	Greenville	GSU	45-17
*1999	Statesboro	GSU	41-38
*2000	Greenville	FUR	45-10
*2001	Statesboro	GSU	20-10
*2001	Statesboro	FUR	24-17
*2002	Greenville	GSU	42-21
*2003	Statesboro	GSU	29-24
*2004	Greenville	FUR	29-22

FURMAN 21 CHATANOOGA 13

All Games at UTC: FUR leads 11-6
 All Games at FUR: FUR leads 10-7
 Rodney Allison vs. FUR: 0-2
 Bobby Lamb vs. UTC: 3-0
 Last UTC Win: 34-20 in 1994
 Last FUR Win: 51-31 in 2004
 Longest UTC Streak: 5 (1928-68)
 Longest FUR Streak: 10(1995-2004)
 Last 10 Meetings: FUR leads 10-0

Current Streak: FUR has won 10 straight
Largest UTC Win: 34-0 in 1957
Largest FUR Win: 63-21 in 2003

Year	Site	Winner	Score
1928	Greenville	UTC	15-0
1929	Chattanooga	UTC	20-7
1957	Greenville	UTC	34-0
1959	Chattanooga	UTC	20-7
1968	Chattanooga	UTC	31-14
1970	Greenville	FUR	18-16
*1977	Chattanooga	FUR	17-7
*1978	Greenville	UTC	13-9
*1979	Greenville	UTC	45-14
*1980	Chattanooga	FUR	42-28
*1981	Greenville	UTC	31-28
*1982	Chattanooga	UTC	16-13
*1983	Greenville	FUR	28-14
*1984	Chattanooga	UTC	14-7
*1985	Greenville	FUR	28-0
*1986	Chattanooga	FUR	21-10
*1987	Greenville	UTC	16-14
*1988	Chattanooga	FUR	10-7
*1989	Greenville	FUR	27-17
*1990	Chattanooga	FUR	38-21
*1991	Greenville	FUR	24-21
*1992	Chattanooga	FUR	35-7
*1993	Chattanooga	UTC	45-42
*1994	Greenville	UTC	34-20
*1995	Chattanooga	FUR	23-21
*1996	Greenville	FUR	42-21
*1997	Chattanooga	FUR	43-21
*1998	Greenville	FUR	31-28
*1999	Chattanooga	FUR	40-35
*2000	Greenville	FUR	45-44 OT
*2001	Chattanooga	FUR	42-10
*2002	Greenville	FUR	35-7
*2003	Chattanooga	FUR	63-21
*2004	Greenville	FUR	51-31

FURMAN 7 ELON 1

All Games at FUR: FUR leads 6-1
 All Games at Elon: FUR leads 1-0
 Bobby Lamb vs. Elon: 3-0
 Paul Hamilton vs. FUR: 2-5 (2-4 ETSU; 0-1 Elon)
 Last Elon Win: 24-22 in 1999
 Last FUR Win: 10-0 in 2004
 Longest Elon Streak: 1 (1999)
 Longest FUR Streak: 5 (2000-04)
 Last 10 Meetings: FUR leads 7-1
 Current Streak: FUR has won 5 straight
 Largest Elon Win: 24-22 in 1999
 Largest FUR Win: 57-7 in 2002

Year	Site	Winner	Score
1920	Greenville	FUR	33-0
1997	Greenville	FUR	38-20
1999	Greenville	ELON	24-22
2000	Greenville	FUR	16-3
2001	Greenville	FUR	46-7
2002	Greenville	FUR	57-7
*2003	Greenville	FUR	24-7
*2004	Elon	FUR	10-0

FURMAN 21

WESTERN CAROLINA 9 (2 ties)
 All Games at FUR: FUR leads 11-5-1
 All Games at WCU: FUR leads 10-4-1
 Bobby Lamb vs. WCU: 3-0
 Kent Briggs vs. FUR: 0-3
 Last FUR Win: 31-10 in 2004
 Last WCU Win: 17-16 in 1997
 Longest FUR Streak: 7 (1998-04)
 Longest WCU Streak: 3 (1992-94)
 Last 10 Meetings: FUR leads 9-1
 Current Streak: FUR has won 7 straight
 Largest FUR Win: 34-0 in 1975
 Largest WCU Win: 35-24 in 1994

Year	Site	Winner	Score
1971	Greenville	FUR	21-14
1972	Cullowhee	WCU	20-15
1975	Greenville	FUR	34-0
*1977	Greenville	tie	24-24
*1978	Cullowhee	FUR	24-7
*1979	Greenville	FUR	23-14
*1980	Cullowhee	FUR	28-14
*1981	Cullowhee	FUR	31-27
*1982	Greenville	FUR	12-6
*1983	Cullowhee	tie	17-17
*1983	Greenville	WCU	14-7
*1984	Greenville	WCU	20-19
*1985	Cullowhee	FUR	31-27
*1986	Greenville	WCU	19-13
*1987	Cullowhee	WCU	20-14
*1988	Greenville	FUR	31-0
*1989	Cullowhee	FUR	17-3
*1990	Greenville	FUR	42-9
*1991	Cullowhee	FUR	42-14
*1992	Greenville	WCU	29-27
*1993	Cullowhee	WCU	23-20
*1994	Greenville	WCU	35-24
*1995	Cullowhee	FUR	31-21
*1996	Greenville	FUR	45-30
*1997	Cullowhee	WCU	17-16
*1998	Greenville	FUR	31-7
*1999	Cullowhee	FUR	27-19
*2000	Greenville	FUR	38-14
*2001	Cullowhee	FUR	31-13
*2002	Greenville	FUR	24-23
*2003	Cullowhee	FUR	19-13
*2004	Greenville	FUR	31-10

FURMAN 47

WOFFORD 24 (7 ties)

All Games at FUR: FUR leads 29-9-5
 All Games at WOF: FUR leads 18-15-2
 Bobby Lamb vs. WOF: 2-1
 Mike Ayers vs. FUR: 3-11-1 (2-9-1 WOF; 1-2 ETSU)
 Last FUR Win: 31-24 in 2004
 Last WOF Win: 7-6 in 2003
 Longest FUR Streak: 19 (1917-1947)
 Longest WOF Streak: 6 (1968-71)
 Last 10 Meetings: FUR leads 8-2
 Current Streak: FUR has won 1 straight
 Largest FUR Win: 69-0 in 1920
 Largest WOF Win: 44-0 in 1895

Year	Site	Winner	Score
1889	Spartanburg	WOF	5-1
1889	Greenville	WOF	2-1
1890	Spartanburg	FUR	12-0
1890	Greenville	FUR	28-2
1893	Greenville	FUR	18-4
1895	Spartanburg	WOF	44-0
1896	Spartanburg	WOF	6-0
1900	Spartanburg	tie	0-0
1900	Greenville	WOF	6-5
1901	Greenville	FUR	17-0
1914	Greenville	FUR	19-12
1915	Greenville	FUR	25-0
1916	Spartanburg	WOF	9-7
1917	Greenville	FUR	198-3
1918	Spartanburg	FUR	7-0
1919	Greenville	FUR	7-6
1920	Spartanburg	FUR	69-0
1921	Greenville	FUR	62-0
1922	Spartanburg	FUR	41-0
1928	Greenville	FUR	26-0
1929	Spartanburg	FUR	25-6
1930	Spartanburg	FUR	14-0
1931	Greenville	FUR	20-0
1932	Spartanburg	FUR	24-0
1933	Greenville	FUR	38-0
1934	Spartanburg	FUR	13-0
1935	Greenville	FUR	29-0
1936	Spartanburg	FUR	31-0
1937	Greenville	FUR	58-0
1941	Greenville	FUR	40-19
1946	Greenville	FUR	31-0
1947	Spartanburg	FUR	20-6
1948	Greenville	tie	7-7

1950	Greenville	tie	13-13
1951	Spartanburg	WOF	14-12
1952	Greenville	FUR	29-21
1953	Spartanburg	FUR	7-6
1954	Greenville	WOF	19-0
1955	Spartanburg	WOF	27-6
1956	Greenville	WOF	18-6
1957	Spartanburg	WOF	13-12
1958	Greenville	FUR	40-39
1959	Spartanburg	WOF	6-3
1960	Greenville	FUR	41-26
1961	Spartanburg	FUR	12-7
1962	Greenville	FUR	34-21
1963	Spartanburg	FUR	21-19
1964	Greenville	WOF	21-14
1965	Spartanburg	WOF	35-13
1966	Greenville	tie	15-15
1967	Spartanburg	FUR	21-20
1968	Spartanburg	WOF	13-7
1968	Greenville	WOF	21-7
1969	Spartanburg	WOF	49-7
1969	Greenville	WOF	31-21
1970	Greenville	WOF	28-13
1971	Spartanburg	WOF	27-0
1972	Greenville	FUR	24-7
1973	Spartanburg	FUR	21-19
1974	Greenville	FUR	21-20
1975	Spartanburg	tie	14-14
1976	Greenville	FUR	56-14
1977	Spartanburg	WOF	13-7
1978	Greenville	FUR	36-12
1979	Spartanburg	WOF	27-17
1980	Greenville	tie	14-14
1989	Greenville	FUR	42-7
1993	Greenville	tie	14-14
1995	Greenville	FUR	38-0
1996	Greenville	FUR	33-3
*1997	Greenville	FUR	28-7
*1998	Spartanburg	WOF	40-20
*1999	Greenville	FUR	30-3
*2000	Spartanburg	FUR	27-18
*2001	Greenville	FUR	45-14
*2002	Spartanburg	FUR	23-21
*2003	Greenville	WOF	7-6
*2004	Spartanburg	FUR	31-24

GEORGIA SOUTHERN 17 CHATANOOGA 1

All Games at GSU: GSU leads 9-0
 All Games at UTC: GSU leads 8-1
 Mike Sewak vs. UTC: 3-0
 Rodney Allison vs. GSU: 0-2
 Last GSU Win: 51-17 in 2004
 Last UTC Win: 23-21 in 1996
 Longest GSU Streak: 9 (1984-95)
 Longest UTC Streak: 1 (1996)
 Last 10 Meetings: GSU leads 9-1
 Current Streak: GSU has won 8 straight
 Largest GSU Win: 70-7 in 2001
 Largest UTC Win: 23-21 in 1996

Year	Site	Winner	Score
1984	Statesboro	GSU	24-17
1985	Chattanooga	GSU	19-14
1987	Statesboro	GSU	34-14
1988	Chattanooga	GSU	13-3
1989	Statesboro	GSU	34-13
1990	Chattanooga	GSU	23-20
*1993	Statesboro	GSU	45-0
*1994	Chattanooga	GSU	56-20
*1995	Statesboro	GSU	35-9
*1996	Chattanooga	UTC	23-21
*1997	Statesboro	GSU	37-10
*1998	Chattanooga	GSU	42-25
*1999	Statesboro	GSU	49-10
*2000	Chattanooga	GSU	31-10
*2001	Statesboro	GSU	70-7
*2002	Chattanooga	GSU	38-10
*2003	Statesboro	GSU	34-3
*2004	Chattanooga	GSU	51-17

GEORGIA SOUTHERN 5

ELON 0

All Games at GSU: GSU leads 3-0
All Games at Elon: GSU leads 2-0
Mike Sewak vs. Elon: 3-0
Paul Hamilton vs. GSU: 1-7 (1-6 ETSU; 0-1 Elon)
Last GSU Win: 48-14 in 2004
Longest GSU Streak: 5 (1998-2001; 03-04)
Current Streak: GSU has won 5 straight
Largest GSU Win: 48-14 in 2004

Year	Site	Winner	Score
1998	Statesboro	GSU	31-17
2000	Statesboro	GSU	32-9
2001	Burlington	GSU	27-21
*2003	Elon	GSU	37-13
*2004	Statesboro	GSU	48-14

GEORGIA SOUTHERN 13 WESTERN CAROLINA 2

All Games at GSU: GSU leads 7-0
All Games at WCU: GSU leads 6-2
Mike Sewak vs. WCU: 3-0
Kent Briggs vs. GSU: 0-3
Last GSU Win: 38-16 in 2004
Last WCU Win: 35-31 in 1994
Longest GSU Streak: 10 (1995-2004)
Longest WCU Streak: 1 (1941, 1994)
Last 10 Meetings: GSU leads 10-0
Current Streak: GSU won 10 straight
Largest GSU Win: 70-7 in 1999
Largest WCU Win: 14-7 in 1941

Year	Site	Winner	Score
1941	Cullowhee	WCU	14-7
1987	Cullowhee	GSU	37-16
1991	Statesboro	GSU	44-6
*1993	Statesboro	GSU	19-18
*1994	Cullowhee	WCU	35-31
*1995	Statesboro	GSU	42-0
*1996	Cullowhee	GSU	38-28
*1997	Statesboro	GSU	30-7
*1998	Cullowhee	GSU	28-21
*1999	Statesboro	GSU	70-7
*2000	Cullowhee	GSU	42-24
*2001	Statesboro	GSU	30-14
*2002	Cullowhee	GSU	41-24
*2003	Statesboro	GSU	31-25
*2004	Cullowhee	GSU	38-16

GEORGIA SOUTHERN 7 WOFFORD 3

All Games at GSU: GSU leads 4-2
All Games at WOF: GSU leads 3-1
Mike Sewak vs. WOF: 1-2
Mike Ayers vs. GSU: 2-7 (2-6 WOF; 0-1 ETSU)
Last GSU Win: 58-14 in 2004
Last WOF Win: 20-14 in 2003
Longest GSU Streak: 6 (1983-2001)
Longest WOF Streak: 2 (2002-03)
Current Streak: GSU has won 1 straight
Largest GSU Win: 58-14 in 2004
Largest WOF Win: 28-7 in 1982

Year	Site	Winner	Score
1982	Statesboro	WOF	28-7
1983	Spartanburg	GSU	27-16
*1997	Spartanburg	GSU	22-7
*1998	Statesboro	GSU	45-10
*1999	Spartanburg	GSU	55-14
*2000	Statesboro	GSU	24-17
*2001	Spartanburg	GSU	48-10
*2002	Statesboro	WOF	14-7
*2003	Spartanburg	WOF	20-14
*2004	Statesboro	GSU	58-14

ELON 1

CHATTANOOGA 1

All Games at UTC: Elon leads 1-0
All Games at Elon: UTC leads 1-0
Rodney Allison vs. Elon: 1-1
Paul Hamilton vs. UTC: 5-3 (4-3 ETSU; 1-0 Elon)
Last UTC Win: 24-7 in 2003
Last Elon Win: 35-26 in 2004
Longest UTC Streak: 1 (2003)
Longest Elon Streak: 1 (2004)
Last 10 Meetings: Series tied 1-1
Current Streak: Elon has won 1 straight
Largest UTC Win: 24-7 in 2003
Largest Elon Win: 35-26 in 2004
*2003 Elon UTC 24-7
*2004 Chattanooga Elon 35-26

CHATTANOOGA 17 WESTERN CAROLINA 14

All Games at UTC: UTC leads 10-4
All Games at WCU: WCU leads 10-7
Rodney Allison vs. WCU: 2-0
Kent Briggs vs. UTC: 1-2
Last UTC Win: 27-24 in 2004
Last WCU Win: 45-28 in 2004
Longest UTC Streak: 5 (1984-88)
Longest WCU Streak: 4 (1991-94)
Last 10 Meetings: UTC leads 6-4
Current Streak: UTC has won 2 straight
Largest UTC Win: 38-0 in 2003
Largest WCU Win: 53-15 in 1994

Year	Site	Winner	Score
1973	Cullowhee	WCU	14-0
1975	Chattanooga	UTC	27-6
*1976	Cullowhee	UTC	28-14
*1977	Cullowhee	UTC	21-10
*1978	Chattanooga	WCU	31-21
*1979	Cullowhee	UTC	42-35
*1980	Chattanooga	UTC	39-14
*1981	Cullowhee	WCU	24-10
*1982	Cullowhee	WCU	20-0
*1983	Cullowhee	WCU	25-15
*1984	Chattanooga	UTC	10-6
*1985	Cullowhee	UTC	23-3
*1986	Chattanooga	UTC	34-7
*1987	Cullowhee	UTC	13-11
*1988	Chattanooga	UTC	19-14
*1989	Cullowhee	WCU	26-20
*1990	Chattanooga	UTC	23-21
*1991	Cullowhee	WCU	27-24
*1992	Chattanooga	WCU	44-13
*1993	Chattanooga	WCU	41-10
*1994	Cullowhee	WCU	53-15
*1995	Chattanooga	UTC	35-14
*1996	Cullowhee	UTC	20-6
*1997	Chattanooga	UTC	24-21
*1998	Cullowhee	WCU	24-21
*1999	Chattanooga	UTC	56-28
*2000	Cullowhee	WCU	41-36
*2001	Chattanooga	WCU	21-3
*2002	Cullowhee	WCU	45-28
*2003	Chattanooga	UTC	38-0
*2004	Cullowhee	UTC	27-24

CHATTANOOGA 6

WOFFORD 5

All Games at UTC: UTC leads 4-2
All Games at WOF: WOF leads 3-2
Rodney Allison vs. WOF: 0-2
Mike Ayers vs. UTC: 7-4 (5-3 WOF; 2-1 ETSU)
Last WOF Win: 56-21 in 2004
Last UTC Win: 29-26 in 2001
Longest WOF Streak: 3 (*02-04)
Longest UTC Streak: 5 (1927-1998)
Last 10 Meetings: Series tied 5-5
Current Streak: WOF has won 3 straight
Largest WOF Win: 56-21 in 2004
Largest UTC Win: 31-3 in 1998

Year	Site	Winner	Score
1927	Chattanooga	UTC	38-7
1968	Spartanburg	UTC	35-14
1969	Chattanooga	UTC	28-23
*1997	Chattanooga	UTC	20-17
*1998	Spartanburg	UTC	31-3
*1999	Chattanooga	WOF	41-34
*2000	Spartanburg	WOF	41-33
*2001	Chattanooga	UTC	29-26
*2002	Spartanburg	WOF	27-21 OT
*2003	Chattanooga	WOF	42-14
*2004	Spartanburg	WOF	56-21

ELON 17

WESTERN CAROLINA 15 (2 ties)

All Games at WCU: WCU leads 11-6 (1 tie)
All Games at Elon: Elon leads 11-4 (1 tie)
Kent Briggs vs. Elon: 2-0
Paul Hamilton vs. WCU: 3-5 (3-4 ETSU; 0-1 Elon)
Last WCU Win: 28-7 in 2004
Last Elon Win: 17-16 in 1997
Longest WCU Streak: 4 (1978-96)
Longest Elon Streak: 7 (1933-51)
Last 10 Meetings: WCU leads 8-2
Current Streak: WCU has won 3 straight
Largest WCU Win: 41-6 in 1960
Largest Elon Win: 52-0 in 1939

Year	Site	Winner	Score
1933	Elon	Elon	46-6
1934	Elon	Elon	37-6
1939	Elon	Elon	52-0
1940	Cullowhee	Elon	38-0
1941	Elon	Elon	28-7
1950	Cullowhee	Elon	25-19
1951	Elon	Elon	23-0
1952	Cullowhee	WCU	12-0
1953	Elon	Elon	13-7
1954	Cullowhee	tie	20-20
1955	Elon	Elon	19-6
1956	Cullowhee	Elon	26-6
1958	Cullowhee	Elon	15-6
1959	Elon	WCU	14-6
1960	Cullowhee	WCU	41-6
1961	Elon	Elon	11-9
1962	Cullowhee	Elon	14-13
1963	Elon	Elon	19-10
1964	Cullowhee	WCU	21-20
1965	Elon	WCU	26-14
1966	Cullowhee	WCU	34-0
1967	Elon	tie	20-20
1968	Cullowhee	Elon	35-30
1969	Elon	WCU	17-13
1970	Cullowhee	WCU	17-7
1971	Elon	Elon	43-29
1978	Cullowhee	WCU	17-7
1979	Cullowhee	WCU	20-7
1995	Cullowhee	WCU	36-14
1996	Cullowhee	WCU	45-28
1997	Elon	Elon	17-16
1998	Cullowhee	WCU	10-7
*2003	Cullowhee	WCU	26-3
*2004	Elon	WCU	28-7

WOFFORD 19

ELON 9

All Games at Elon: WOF leads 7-4
All Games at WOF: WOF leads 12-5
Paul Hamilton vs. WOF: 1-7 (1-6 ETSU; 0-1 Elon)
Mike Ayers vs. Elon: 7-2
Last Elon Win: 20-16 in 1995
Last WOF Win: 27-13 in 2004
Longest Elon Streak: 2 (1973-74, 1983-84)
Longest WOF Streak: 7 (1921-70)
Last 10 Meetings: WOF leads 8-2
Current Streak: WOF has won 3 straight
Largest Elon Win: 28-10 in 1984
Largest WOF Win: 45-7 in 2003

Year	Site	Winner	Score
1921	Spartanburg	WOF	20-7
1952	Spartanburg	WOF	20-0
1953	Spartanburg	WOF	33-0
1958	Burlington	WOF	22-16
1959	Spartanburg	WOF	14-0
1961	Spartanburg	WOF	20-12
1970	Spartanburg	WOF	36-12
1971	Spartanburg	Elon	7-6
1972	Burlington	WOF	17-0
1973	Spartanburg	Elon	33-25
1974	Burlington	Elon	13-7
1975	Spartanburg	WOF	9-7
1976	Burlington	Elon	14-0
1977	Spartanburg	WOF	24-14
1978	Spartanburg	Elon	14-6
1982	Spartanburg	WOF	38-7
1983	Burlington	Elon	19-14
1984	Spartanburg	Elon	28-10
1985	Burlington	WOF	26-20
1990	Greensboro	WOF	26-7
1991	Spartanburg	WOF	21-14
1992	Burlington	Elon	41-27
1993	Spartanburg	WOF	18-7
1994	Burlington	WOF	21-17
1995	Spartanburg	Elon	20-16
2002	Elon	WOF	34-9
*2003	Spartanburg	WOF	45-7
*2004	Elon	WOF	27-13

WOFFORD 16

WESTERN CAROLINA 11

All Games at WOF: WOF leads 10-3
All Games at WCU: WCU leads 8-5
At Neutral Site: WOF leads 1-0
Mike Ayers vs. WCU: 8-4 (8-1 WOF; 0-3 ETSU)
Kent Briggs vs. WOF: 0-3
Last WOF Win: 15-12 in 2004
Last WCU Win: 31-28 in 2001
Longest WOF Streak: 7 (1952-70)
Longest WCU Streak: 8 (1977-96)
Last 10 Meetings: WOF leads 7-3
Current Streak: WOF has won 3 straight
Largest WOF Win: 39-7 in 1956; 38-6 in 2003
Largest WCU Win: 41-6 in 1977; 56-21 in 1979

Year	Site	Winner	Score
1952	Spartanburg	WOF	20-13
1953	Cullowhee	WOF	7-6
1955	Spartanburg	WOF	21-7
1956	Spartanburg	WOF	39-7
1957	Spartanburg	WOF	28-7
1958	Asheville	WOF	29-15
1970	Spartanburg	WOF	29-22
1971	Cullowhee	WCU	31-13
1974	Spartanburg	WCU	21-9
1975	Cullowhee	WOF	23-14
1976	Spartanburg	WOF	10-6
1977	Cullowhee	WCU	41-6
1978	Spartanburg	WCU	26-11
1979	Cullowhee	WCU	56-21
1981	Spartanburg	WCU	37-30
1982	Cullowhee	WCU	36-17
1983	Cullowhee	WCU	37-20
1984	Cullowhee	WCU	31-0
1996	Cullowhee	WCU	24-6
*1997	Cullowhee	WOF	17-7
*1998	Spartanburg	WOF	17-10
*1999	Cullowhee	WOF	35-21
*2000	Spartanburg	WOF	40-31
*2001	Cullowhee	WCU	31-28
*2002	Spartanburg	WOF	31-24
*2003	Cullowhee	WOF	38-6
*2004	Spartanburg	WOF	15-12

* Denotes Southern Conference Game
 \$ denotes NCAA Playoff Game

1982 (NCAA)

1. Eastern Kentucky
2. Louisiana Tech
3. Delaware
4. Tennessee State
5. Eastern Illinois
6. **Furman**
7. South Carolina State
8. Jackson State
9. Colgate
10. Grambling
11. Idaho
12. Northern Illinois
13. Holy Cross
14. Bowling Green
15. Boise State
16. Western Illinois
17. **Chattanooga**
18. Northwestern State
19. Montana
20. Lafayette

1983 (NCAA)

1. Southern Illinois
2. **Furman**
3. Holy Cross
4. North Texas State
5. Indiana State
6. Eastern Illinois
7. Colgate
8. Eastern Kentucky
9. **Western Carolina**
10. Grambling
11. Nevada-Reno
12. Idaho State
- T13. Boston University
- T13. Northeast Louisiana
15. Jackson State
16. Middle Tennessee
17. Tennessee State
18. South Carolina State
19. Mississippi Valley
20. New Hampshire

1984 (NCAA)

1. Alcorn State
- T2. Montana State
- T2. Rhode Island
4. Boston University
5. Indiana State
- T6. Middle Tennessee
- T6. Mississippi Valley
8. Eastern Kentucky
9. Louisiana Tech
10. Arkansas State
11. New Hampshire
12. Richmond
13. Murray State
14. **Western Carolina**
15. Holy Cross
16. **Furman**
17. **Chattanooga**
18. Northern Iowa
19. Delaware
20. McNeese State

1985 (NCAA)

1. Middle Tennessee
- T2. **Furman**
- T2. Nevada-Reno
4. Northern Iowa
5. Idaho
6. Arkansas State
7. Rhode Island
8. Grambling
9. Georgia Southern
10. Akron
11. Eastern Washington
- T12. **Appalachian State**
- T12. Delaware State
14. Louisiana Tech
15. Jackson State
16. William & Mary
17. Murray State
18. Richmond
19. Eastern Kentucky
20. Alcorn State

1986 (NCAA)

1. Nevada-Reno
2. Arkansas State
3. Eastern Illinois
4. Georgia Southern
5. Holy Cross
6. **Appalachian State**
7. Pennsylvania

8. William & Mary
9. Jackson State
10. Eastern Kentucky
11. Sam Houston State
12. Nicholls State
13. Delaware
14. Tennessee State
15. **Furman**
16. Idaho
17. Southern Illinois
18. Murray State
19. Connecticut
20. North Carolina A&T

1986 (TSN)

1. Nevada-Reno
2. Arkansas State
3. Eastern Illinois
4. Georgia Southern
5. **Appalachian State**
6. Holy Cross
7. Pennsylvania
8. Tennessee State
9. Jackson State
10. William & Mary
11. Nicholls State
12. Eastern Kentucky
13. Sam Houston State
14. Delaware
15. **Furman**
16. North Carolina A&T
17. Murray State
18. Cornell
19. Idaho
20. Northern Arizona

1987 (NCAA)

1. Holy Cross
2. **Appalachian State**
3. Northeast Louisiana
4. Northern Iowa
5. Idaho
6. Georgia Southern
7. Eastern Kentucky
8. James Madison
9. Jackson State
10. Weber State
11. Western Kentucky
12. Arkansas State
13. Maine
14. **Marshall**
15. Youngstown State
16. North Texas
17. Richmond
18. Howard
19. Sam Houston State
20. Delaware State

1987 (TSN)

1. Holy Cross
2. **Appalachian State**
3. Northeast Louisiana
4. Georgia Southern
5. Eastern Kentucky
6. Northern Iowa
7. Idaho
8. Weber State
9. Arkansas State
10. James Madison
11. North Texas
12. Jackson State
13. Howard
14. Western Kentucky
15. **Marshall**
16. Maine
17. **Furman**
18. Youngstown State
19. Harvard
20. Sam Houston State

1988 (NCAA)

1. Idaho
2. Georgia Southern
3. Western Illinois
4. **Furman**
5. Jackson State
6. **Marshall**
7. Eastern Kentucky
8. Northwestern Louisiana
9. Stephen F. Austin
- T10. Massachusetts
- T10. North Texas
- T12. Boise State
- T12. Western Kentucky
14. **The Citadel**
15. Delaware

16. Montana
17. Middle Tennessee
18. Florida A&M
19. Holy Cross
20. Grambling

1988 (TSN)

1. Idaho
2. Georgia Southern
3. Western Illinois
4. **Furman**
5. **Marshall**
6. Northwestern State
7. Jackson State
8. Stephen F. Austin
9. Eastern Kentucky
10. North Texas
11. Montana
12. **The Citadel**
- T13. Boise State
- T13. Western Kentucky
15. Massachusetts
16. Holy Cross
17. Grambling
18. Delaware
19. Florida A&M
20. Pennsylvania

1989 (NCAA)

1. Georgia Southern
2. **Furman**
3. Stephen F. Austin
- T4. Holy Cross
- T4. Idaho
6. Montana
7. **Appalachian State**
8. Maine
9. Southwest Missouri
- T10. Middle Tennessee
- T10. William & Mary
12. Eastern Kentucky
13. Grambling
14. Youngstown State
15. Eastern Illinois
16. Villanova
17. Jackson State
18. Connecticut
19. Nevada-Reno
20. Northern Iowa

1989 (TSN)

1. Georgia Southern
2. **Furman**
- T3. Idaho
- T3. Stephen F. Austin
5. Montana
6. Holy Cross
7. **Appalachian State**
8. Middle Tennessee
- T9. Maine
- T9. Southwest Missouri
11. Eastern Kentucky
12. William & Mary
13. Eastern Illinois
14. Youngstown State
15. Grambling
16. Villanova
17. Jackson State
18. Yale
19. Northern Iowa
20. Nevada-Reno

1990 (NCAA)

1. Middle Tennessee
2. Youngstown State
3. Georgia Southern
4. Nevada-Reno
5. Eastern Kentucky
6. Southwest Missouri
7. William & Mary
8. Holy Cross
9. Massachusetts
10. Boise State
11. Northern Iowa
12. **Furman**
13. Idaho
14. Northeast Louisiana
15. **The Citadel**
16. Jackson State
17. Dartmouth
18. Central Florida
- T19. New Hampshire
- T19. North Carolina A&T

1990 (TSN)

1. Youngstown State
2. Middle Tennessee
3. Nevada-Reno
4. Eastern Kentucky
5. Georgia Southern
6. William & Mary
7. Southwest Missouri
8. Holy Cross
9. **Furman**
10. Northern Iowa
11. Boise State
12. Massachusetts
13. Idaho
14. Central Florida
15. **The Citadel**
16. Jackson State
17. Dartmouth
18. Northeast Louisiana
19. North Carolina A&T
20. New Hampshire

1991 (NCAA)

1. Nevada-Reno
2. Eastern Kentucky
3. Holy Cross
4. Northern Iowa
5. Alabama State
6. Delaware
7. Villanova
8. **Marshall**
9. Middle Tennessee
10. Samford
11. New Hampshire
12. Sam Houston State
13. Youngstown State
14. Western Illinois
15. Weber State
16. James Madison
17. **Appalachian State**
18. Northeast Louisiana
19. McNeese State
- T20. **The Citadel**
- T20. **Furman**

1991 (TSN)

1. Nevada-Reno
2. Eastern Kentucky
3. Northern Iowa
4. Holy Cross
5. Delaware
6. Villanova
7. **Marshall**
8. Middle Tennessee
9. Alabama State
10. **Appalachian State**
11. New Hampshire
12. Samford
13. Weber State
14. Youngstown State
15. **Furman**
16. Sam Houston State
17. James Madison
18. Lehigh
19. Western Illinois
20. Northeast Louisiana

1992 (NCAA)

1. **The Citadel**
2. Northeast Louisiana
3. Northern Iowa
4. Middle Tennessee
5. Idaho
6. **Marshall**
7. Youngstown State
8. Delaware
9. Samford
10. Villanova
11. McNeese State
12. Eastern Kentucky
13. William & Mary
14. Eastern Washington
15. Florida A&M
16. **Appalachian State**
17. North Carolina A&T
18. Alcorn State
19. Liberty
20. Western Illinois

1992 (TSN)

1. **The Citadel**
2. Northeast Louisiana
3. Northern Iowa
4. Middle Tennessee
5. Idaho
6. Youngstown State

7. Delaware
8. Samford
9. **Marshall**
10. Eastern Kentucky
11. Villanova
12. William & Mary
13. McNeese State
14. Eastern Washington
15. North Carolina A&T
16. **Appalachian State**
17. Grambling
18. Florida A&M
19. **Western Carolina**
20. Georgia Southern

1993 (TSN)

1. Troy State
2. **Georgia Southern**
3. Montana
4. Northeast Louisiana
5. McNeese State
6. Boston University
7. Youngstown State
8. Howard
9. **Marshall**
10. William & Mary
11. Idaho
12. Central Florida
13. Northern Iowa
14. Stephen F. Austin
15. Southern
16. Pennsylvania
17. Eastern Kentucky
18. Delaware
19. Western Kentucky
20. Eastern Washington
21. North Carolina A&T
22. Tennessee Tech
23. Alcorn State
24. Towson State
25. Massachusetts

1994 (TSN)

1. Youngstown State
2. Boise State
3. **Marshall**
4. Montana
5. Eastern Kentucky
6. McNeese State
7. James Madison
8. Idaho
9. **Appalachian State**
10. Boston University
11. Northern Iowa
12. Troy State
13. New Hampshire
14. Pennsylvania
15. North Texas
16. Middle Tennessee State
17. Grambling
18. Alcorn State
19. William & Mary
20. Central Florida
21. Stephen F. Austin
22. Hofstra
23. South Carolina State
24. Western Illinois
25. North Arizona

1995 (TSN)

1. Montana
2. **Marshall**
3. McNeese State
4. Stephen F. Austin
5. **Appalachian State**
6. Delaware
7. Troy State
8. Southern
9. Murray State
10. Hofstra
11. **Georgia Southern**
12. Eastern Kentucky
13. Northern Illinois
14. Eastern Illinois
15. James Madison
16. Jackson State
17. Florida A&M
18. Idaho
19. William & Mary
20. Richmond
21. Boise State
22. Northern Arizona
23. Connecticut
24. Indiana State
25. Middle Tennessee State

Final National Polls



1996 (TSN)

1. Marshall
2. Montana
3. Northern Iowa
4. Troy State
5. William & Mary
6. Murray State
7. E. Tennessee St.
8. Northern Arizona
9. Furman
10. Delaware
11. Jackson State
12. Villanova
13. Western Illinois
14. Florida A&M
15. Nicholls State
16. Eastern Illinois
17. New Hampshire
18. Youngstown State
19. Dartmouth
20. Howard
21. Stephen F. Austin
22. Appalachian St.
23. SW Missouri St.
24. Dayton
25. James Madison

1997 (TSN)

1. Youngstown State
2. McNeese State
3. Delaware
4. Eastern Washington
5. Villanova
6. Western Illinois
7. Western Kentucky
8. Georgia Southern
9. Hampton
10. Florida A&M
11. Southern
12. Montana
13. Jackson State
14. Hofstra
15. Eastern Kentucky
16. Cal Poly-SLO
17. Northwestern St. (La.)
18. Stephen F. Austin
19. S.C. State
20. Liberty
21. Eastern Illinois
22. Appalachian State
23. Dayton
24. Northeastern
25. Colgate

1997 (ESPN)

1. Youngstown State
2. McNeese State
3. Delaware
4. Eastern Washington
5. Villanova
6. Western Illinois
7. Western Kentucky
8. Georgia Southern
9. Montana
10. Hampton
11. Southern
12. Florida A&M
13. Jackson State
14. Northwestern State
15. Eastern Kentucky
16. Hofstra
17. Cal Poly SLO
18. Stephen F. Austin
19. Liberty
20. S.C. State
21. Colgate
22. Eastern Illinois
23. Appalachian State
24. Northeastern
25. Dayton

1998 (TSN)

1. Massachusetts
2. Georgia Southern
3. Northwestern State
4. Western Illinois
5. Florida A&M
6. Appalachian State
7. Lehigh
8. McNeese State
9. Connecticut
10. Richmond
11. Hampton
12. Tennessee State
13. Troy State
14. Southern

15. Montana
16. Illinois State
17. William & Mary
18. Bethune-Cookman
19. Western Kentucky
20. Hofstra
21. Colgate
22. South Florida
23. Delaware
24. Murray State
25. Montana State

1999 (TSN)

1. Georgia Southern
2. Youngstown State
3. Illinois State
4. Florida A&M
5. Hofstra
6. Troy State
7. Massachusetts
8. Montana
9. Appalachian State
10. North Carolina A&T
11. Tennessee State
12. Furman
13. James Madison
14. Lehigh
15. Northern Iowa
16. Northern Arizona
17. Southern
18. Colgate
19. Jackson State
20. Portland State
21. Elon
22. Stephen F. Austin
23. South Florida
24. Villanova
25. Brown

2000 (TSN)

1. Georgia Southern
2. Montana
3. Delaware
4. Appalachian State
5. Western Kentucky
6. Richmond
7. Hofstra
8. Lehigh
9. Troy State
10. Furman
11. Youngstown State
12. Western Illinois
13. Grambling
14. Florida A&M
15. Portland State
16. McNeese State
17. Eastern Illinois
18. Weber State
19. Northern Iowa
20. Bethune-Cookman
21. North Carolina A&T
22. Tennessee Tech
23. Wofford
24. Illinois State
25. Southwest Texas State

2001 (TSN)

1. Montana
2. Furman
3. Georgia Southern
4. Northern Iowa
5. Lehigh
6. Appalachian State
7. Sam Houston State
8. Grambling
9. Eastern Illinois
10. Maine
11. Hofstra
12. Western Kentucky
13. McNeese State
14. Northwestern State
15. Youngstown State
16. Northern Arizona
17. William & Mary
18. Eastern Kentucky
19. Harvard
20. Villanova
21. Rhode Island
22. Florida A&M
23. Tennessee Tech
24. Penn
25. Tennessee State

2002 (TSN)

1. Western Kentucky
2. McNeese State
3. Georgia Southern
4. Villanova
5. Western Illinois
6. Maine
7. Montana
8. Grambling
9. Furman
10. Appalachian State
11. Northeastern
12. Fordham
13. Eastern Illinois
14. Wofford
15. Bethune-Cookman
16. Northwestern State
17. Penn
18. Idaho State
19. Montana State
20. Murray State
21. Eastern Kentucky
22. Gardner-Webb
23. Nicholls State
24. Southeast Missouri St
25. Colgate

2003 (TSN/CSTV)

1. Delaware
2. Colgate
3. Wofford
4. Florida Atlantic
5. Northern Iowa
6. Western Illinois
7. Western Kentucky
8. McNeese State
9. Southern Illinois
10. Northern Arizona
11. Massachusetts
12. Pennsylvania
13. Southern
14. Montana
15. Bethune-Cookman
16. North Carolina A&T
17. Grambling
18. Jacksonville State
19. Northern Colorado
20. Northeastern
21. Montana State
22. Idaho State
23. Lehigh
24. Georgia Southern
25. Villanova

2004 (TSN)

1. James Madison
2. Montana
3. William & Mary
4. Sam Houston
5. Furman
6. New Hampshire
7. Delaware
8. Eastern Washington
9. Southern Illinois
10. Georgia Southern
11. Western Kentucky
12. Hampton
13. Harvard
14. Jacksonville State
15. Lehigh
16. Cal Poly
17. Northwestern State
18. Wofford
19. Lafayette
20. Alabama State
21. Pennsylvania
22. South Carolina State

NCAA Statistical Champions

Individual

Field Goals

1986 Kirk Roach, WCU, 2.16 per game (24 of 28 in 11)

Rushing

2001 Louis Ivory, FUR, 189.0 per game (2,079 in 11)

Passing Efficiency

1985 Bobby Lamb, FUR, 170.9 rating

1991 Michael Payton, MAR, 181.3 rating

Receiving

1987 Mike Barber, MAR, 78 receptions

Receptions Per Game

1970 Mike Mikolayunas, Davidson, 8.7 per game

1977 Wayne Tolleson, WCU, 6.6 per game

1994 Jeff Johnson, ETSU, 8.1 per game (73 in 9)

2004 DaVon Fowlkes, ASU, 9.4 per game (103 in 11)

Receiving Yards Per Game

2004 DaVon Fowlkes, ASU, 147.1 yards per game (1618 in 11)

Points Per Game

1999 Adrian Peterson, GSU, 15.8 per game (174 in 11)

2004 Chaz Williams, GSU, 12.7 per game (152 in 12)

Punting

1983 Pat Velarde, MAR, 44.6 average

1984 Steve Kornegay, WCU, 43.4 average

1986 Greg Davis, CIT, 44.6 average

1989 Pumpy Tudors, UTC, 43.3 average

1991 Harold Alexander, ASU, 47.0 average

1992 Harold Alexander, ASU, 44.5 average

Kickoff Returns

1955 Sam Woolwine, VMI, 21.4 average (471 yards)*

1977 Tony Ball, UTC, 36.4 average

1995 Josh Cole, FUR, 32.1 average

1996 Randy Moss, MAR, 34.6 average

2000 Richard Holland, VMI, 33.1 average

2001 Brian Bratton, FUR, 37.2 average

Punt Returns

1955 Mike Sommer, Geo.e Washington, 13.8 average (330 yards)*

All-Purpose Yards

1988 Otis Washington, WCU, 189.6 yards per game

2004 DaVon Fowlkes, ASU, 210.3 yards per game

Field Goals

2000 Matt Vick, UTC, 2.0 average (22 in 11)

Interceptions

1975 Jim Bolding, East Carolina (10 in 10 games)

Team

Total Offense

1999 Georgia Southern, 551.7 yards per game

Rushing Offense

1983 Furman, 287.1 yards per game

1991 VMI, 316.9 yards per game

1992 The Citadel, 345.5 yards per game

1994 Citadel, 382.0 yards per game

1999 Georgia Southern, 419.0 yards per game

2001 Georgia Southern, 323.6 yards per game

2002 Georgia Southern, 386.2 yards per game

2003 Georgia Southern, 335.6 yards per game

2004 Georgia Southern, 369.9 yards per game

Passing Efficiency

2004 Cal Poly, Georgia Southern, 173.5 rating

Scoring Offense

1992 Marshall, 42.4 points per game

1999 Georgia Southern, 50.0 points per game

2004 Georgia Southern, 47.0 points per game

Passing Defense

1989 Chattanooga, 104.4 yards per game

2003 Furman, 132.8 yards per game

Scoring Defense

1985 Appalachian State, 9.9 points per game

1988 Furman, 9.7 points per game

1992 Citadel, 13.0 points per game

Net Punting

1994 Marshall, 42.9 yards per punt

1996 Marshall, 44.5 yards per punt

1998 Western Carolina, 41.5 yards per punt

Kickoff Returns

1993 Western Carolina, 26.8 yards per return

1997 Furman, 27.1 yards per return

Turnover Margin

2003 Wofford, +1.64 per game

*certain NCAA categories rated by total yards rather than average



Postseason History

SoCon in the I-AA Playoffs

1982		
First Round	South Carolina State 17, FURMAN 0	Greenville, SC
1983		
First Round	WESTERN CAROLINA 24, Colgate 23	Cullowhee, NC
Quarterfinal	FURMAN 35, Boston University 16	Greenville, SC
	WESTERN CAROLINA 28, Holy Cross 21	Worcester, Mass.
Semifinal	WESTERN CAROLINA 14, FURMAN 7	Greenville, SC
Final	Southern Illinois 43, WESTERN CAROLINA 7	Charleston, SC
1984		
First Round	Arkansas State 37, CHATTANOOGA 10	Jonesboro, AR
1985		
Quarterfinal	FURMAN 59, Rhode Island 15	Greenville, SC
Semifinal	FURMAN 35, Nevada-Reno 12	Greenville, SC
Final	Georgia Southern 44, FURMAN 42	Tacoma, WA
1986		
First Round	Nicholls State 28, APPALACHIAN STATE 26	Boone, NC
	Eastern Kentucky 23, FURMAN 10	Greenville, SC
1987		
First Round	APPALACHIAN STATE 20, Richmond 3	Boone, NC
	MARSHALL 41, James Madison 12	Huntington, WV
Quarterfinal	APPALACHIAN STATE 19, Georgia Southern 0	Boone, NC
	MARSHALL 51, Weber State 23	Huntington, WV
Semifinal	MARSHALL 24, APPALACHIAN STATE 10	Boone, N.C.
Final	Northeast Louisiana 43, MARSHALL 42	Pocatello, ID
1988		
First Round	Georgia Southern 38, THE CITADEL 20	Statesboro, GA
	FURMAN 21, Delaware 7	Greenville, SC
	MARSHALL 7, North Texas 0	Huntington, WV
Quarterfinal	FURMAN 13, MARSHALL 9	Huntington, WV
Semifinal	FURMAN 38, Idaho 7	Greenville, SC
Final	FURMAN 17, Georgia Southern 12	Pocatello, ID
1989		
First Round	Middle Tenn. 24, APPALACHIAN ST. 21	Murfreesboro, TN
	FURMAN 24, William & Mary 10	Greenville, SC
Quarterfinal	FURMAN 42, Youngstown State 23	Greenville, SC
Semifinal	Stephen F. Austin 21, FURMAN 19	Greenville, SC
1990		
First Round	Georgia Southern 31, THE CITADEL 0	Statesboro, GA
	FURMAN 45, Eastern Kentucky 17	Greenville, SC
Quarterfinal	Nevada-Reno 42, FURMAN 35 (3OT)	Reno, NV
1991		
First Round	Eastern Kentucky 14, APPALACHIAN STATE 3	Richmond, KY
	MARSHALL 20, Western Illinois 17 (OT)	Huntington, WV
Quarterfinal	MARSHALL 41, Northern Iowa 13	Huntington, WV
Semifinal	MARSHALL 14, Eastern Kentucky 7	Huntington, WV
Final	Youngstown State 25, MARSHALL 17	Statesboro, GA
1992		
First Round	Middle Tenn. 35, APPALACHIAN ST. 10	Murfreesboro, TN
	THE CITADEL 44, North Carolina A&T 0	Charleston, SC
	MARSHALL 44, Eastern Kentucky 0	Huntington, WV
Quarterfinal	Youngstown State 42, THE CITADEL 17	Charleston, SC
	MARSHALL 35, Middle Tennessee 21	Huntington, WV
Semifinal	MARSHALL 28, Delaware 7	Huntington, WV
Final	MARSHALL 31, Youngstown State 28	Huntington, WV
1993		
First Round	GEORGIA SOUTHERN 14, Eastern Kentucky 12	Statesboro, GA
	MARSHALL 28, Howard 14	Huntington, WV
Quarterfinal	Youngstown St. 34, GEORGIA SOUTHERN 14	Youngstown, OH
	MARSHALL 34, Delaware 31	Huntington, WV
Semifinal	MARSHALL 24, Troy State 21	Huntington, WV
Final	Youngstown State 17, MARSHALL 5	Huntington, WV
1994		
First Round	APPALACHIAN ST. 17, New Hampshire 10 (OT)	Durham, NH
	MARSHALL 49, Middle Tennessee 14	Huntington, WV
Quarterfinal	Boise State 17, APPALACHIAN STATE 14	Boise, ID
	MARSHALL 28, James Madison 21 (OT)	Huntington, WV
Semifinal	Boise State 28, MARSHALL 24	Boise, ID

1995		
First Round	APPALACHIAN STATE 31, James Madison 24	Boone, NC
	GEORGIA SOUTHERN 24, Troy State 21	Troy, AL
	MARSHALL 38, Jackson State 8	Huntington, WV
Quarterfinal	Stephen F. Austin 27, APPALACHIAN STATE 17	Boone, NC
	Montana 45, GEORGIA SOUTHERN 0	Missoula, MT
	MARSHALL 41, Northern Iowa 24	Huntington, WV
Semifinal	MARSHALL 25, McNeese State 13	Lake Charles, LA
Final	Montana 22, MARSHALL 20	Huntington, WV
1996		
First Round	EAST TENNESSEE ST. 35, Villanova 29	Johnson City, TN
	FURMAN 42, Northern Arizona 31	Flagstaff, AZ
	MARSHALL 59, Delaware 14	Huntington, WV
Quarterfinal	MARSHALL 54, FURMAN 0	Huntington, WV
	Montana 44, EAST TENNESSEE STATE 14	Missoula, MT
Semifinal	MARSHALL 31, Northern Iowa 14	Huntington, WV
Final	MARSHALL 49, Montana 29	Huntington, WV
1997		
First Round	GEORGIA SOUTHERN 52, Florida A&M 37	Statesboro, GA
Quarterfinals	Delaware 16, GEORGIA SOUTHERN 7	Newark, DE
1998		
First Round	GEORGIA SOUTHERN 49, Colgate 28	Statesboro, GA
	APPALACHIAN STATE 45, Tennessee State 31	Boone, NC
Quarterfinal	GEORGIA SOUTHERN 52, Connecticut 30	Statesboro, GA
	Northwestern St. 31, APPALACHIAN ST. 20	Natchitoches, LA
Semifinal	GEORGIA SOUTHERN 42, Western Illinois 14	Statesboro, GA
Final	Massachusetts 55, GA. SOUTHERN 43	Chattanooga, TN
1999		
First Round	GEORGIA SOUTHERN 72, Northern Arizona 29	Statesboro, GA
	Massachusetts 30, FURMAN 23 OT	Greenville, SC
	Florida A&M 44, APPALACHIAN STATE 29	Boone, NC
Quarterfinal	GEORGIA SOUTHERN 38, Massachusetts 21	Statesboro, GA
Semifinal	GEORGIA SOUTHERN 28, Illinois State 17	Statesboro, GA
Final	GEORGIA SOUTHERN 59, Youngstown St. 24	Chattanooga, TN
2000		
First Round	GEORGIA SOUTHERN 42, McNeese State 17	Statesboro, GA
	Hofstra 31, FURMAN 24	Greenville, SC
	APPALACHIAN STATE 33, Troy State 30	Troy, AL
Quarterfinal	GEORGIA SOUTHERN 48, Hofstra 20	Statesboro, GA
	APPALACHIAN STATE 17, W. Kentucky 14	Bowling Green, KY
Semifinal	GEORGIA SOUTHERN 27, Delaware 18	Statesboro, GA
	Montana 19, APPALACHIAN STATE 16 (OT)	Missoula, MT
Final	GEORGIA SOUTHERN 27, Montana 25	Chattanooga, TN
2001		
First Round	GEORGIA SOUTHERN 60, Florida A&M 35	Statesboro, GA
	FURMAN 24, Western Kentucky 20	Greenville, SC
	APPALACHIAN STATE 40, William & Mary 27	Boone, NC
Quarterfinal	GEORGIA SOUTHERN 38, APPALACHIAN ST. 24	Statesboro, GA
	FURMAN 34, Lehigh 17	Greenville, SC
Semifinal	FURMAN 24, GEORGIA SOUTHERN 17	Statesboro, GA
Final	Montana 13, FURMAN 6	Chattanooga, TN
2002		
First Round	GEORGIA SOUTHERN 34, Bethune-Cookman 0	Statesboro, GA
	Villanova 45, FURMAN 38	Philadelphia, PA
	Maine 14, APPALACHIAN STATE 13	Boone, NC
Quarterfinal	GEORGIA SOUTHERN 31, Maine 7	Statesboro, GA
Semifinal	Western Kentucky 31, GEORGIA SOUTHERN 28	Statesboro, GA
2003		
First Round	WOFFORD 31, North Carolina A&T 10	Spartanburg, SC
Quarterfinal	WOFFORD 34, Western Kentucky 17	Spartanburg, SC
Semifinal	Delaware 24, WOFFORD 9	Newark, DE
2004		
First Round	New Hampshire 27, GEORGIA SOUTHERN 21	Statesboro, GA
	FURMAN 49, Jacksonville State 7	Greenville, SC
Quarterfinal	James Madison 14, FURMAN 13	Greenville, SC

Postseason History



Composite Playoff Results

SoCon Teams In Playoffs	Non Conference	Overall
In First Round:	32-15	32-15
In Quarterfinals:	18-10	21-13
In Semifinals:	10-5	13-8
In Championship Game:	5-8	5-8
All Rounds in I-AA Playoffs	65-38	71-44
All Rounds Percentage	.631	.617

Team-By-Team Vs. Non-Conference Opposition

Appalachian State	8-10	Marshall	21-5
The Citadel	1-3	Chattanooga	0-1
East Tennessee State	1-1	Western Carolina	2-1
Furman	13-10	Wofford	2-1
Georgia Southern	17-6		

NCAA I-AA Championship Game Results

Year	Result (winning conference)	Site
1978	Florida A&M 35, Massachusetts 20 (MEAC)	Wichita Falls, TX
1979	Eastern Kentucky 30, Lehigh 7 (OVC)	Orlando, FL
1980	Boise State 31, Eastern Kentucky 29 (Big Sky)	Sacramento, CA
1981	Idaho State 34, Eastern Kentucky 23 (Big Sky)	Wichita Falls, TX
1982	Eastern Kentucky 17, Delaware 14 (OVC)	Wichita Falls, TX
1983	Southern Illinois 43, WESTERN CAROLINA 17 (Gateway)	CHARLESTON, SC
1984	Montana State 19, Louisiana Tech 6 (Big Sky)	CHARLESTON, SC
1985	Georgia Southern 44, FURMAN 42 (Independent)	Tacoma, WA
1986	Georgia Southern 48, Arkansas State 21 (Independent)	Tacoma, WA
1987	Northeast Louisiana 43, MARSHALL 42 (Southland)	Pocatello, ID
1988	FURMAN 17, Georgia Southern 12 (SoCon)	Pocatello, ID
1989	Georgia Southern 37, Stephen F. Austin 34 (Independent)	Statesboro, GA
1990	Georgia Southern 36, Nevado-Reno 13 (Independent)	Statesboro, GA
1991	Youngstown State 25, MARSHALL 17 (Independent)	Statesboro, GA
1992	MARSHALL 31, Youngstown State 28 (SoCon)	HUNTINGTON, WV
1993	Youngstown State 17, MARSHALL 5 (Independent)	HUNTINGTON, WV
1994	Youngstown State 28, Boise State 14 (Independent)	HUNTINGTON, WV
1995	Montana 22, MARSHALL 20 (Big Sky)	HUNTINGTON, WV
1996	MARSHALL 49, Montana 29 (SoCon)	HUNTINGTON, WV
1997	Youngstown State 10, McNeese State 9 (Gateway)	CHATTANOOGA, TN
1998	Massachusetts 55, GA. SOUTHERN 43 (Atlantic 10)	CHATTANOOGA, TN
1999	GEORGIA SOUTHERN 59, Youngstown St. 24 (SoCon)	CHATTANOOGA, TN
2000	GEORGIA SOUTHERN 27, Montana 25 (SoCon)	CHATTANOOGA, TN
2001	Montana 13, FURMAN 6 (Big Sky)	CHATTANOOGA, TN
2002	Western Kentucky 34, McNeese State 14 (Gateway)	CHATTANOOGA, TN
2003	Delaware 40, Colgate 0 (Atlantic 10)	CHATTANOOGA, TN
2004	James Madison 31, Montana 21 (Atlantic 10)	CHATTANOOGA, TN

I-AA Conferences in the NCAA Playoffs

Conference (1st Yr)	Overall	Pct
Southern (1982)	70-42	.625
Independent	3-2	.600
Big Sky (1979)	52-45	.536
Gateway (1985)	34-30	.531
Southland (1982)	38-39	.494
Patriot (1997)	7-9	.438
Atlantic 10 [Yankee] (1978)	32-47	.405
Ohio Valley (1979)	24-36	.400
Mid-Eastern Athletic (1981)	6-17	.261
Southwestern Athletic (1978)	0-19	.000

SoCon vs. I-AA Conferences in Playoffs

Conference	Overall	Pct
Southern	6-6	.500
Atlantic 10	16-6	.727
Big Sky	7-8	.467
Gateway	11-6	.647
Independent	7-4	.636
Mid-Eastern Athletic	6-2	.750
Ohio Valley	8-4	.667
Patriot	2-0	1.000
Southland	6-6	.500
Southwestern Athletic	1-0	1.000
TOTAL	70-42	.625

NOTE: The Southern Conference moved to I-AA classification beginning in the 1982 season.



The 2005 I-AA Championship game will mark the 16th year that the game is hosted by a Southern Conference member. In addition, three championship games were held in Statesboro, GA prior to Georgia Southern's entrance into the league.

NCAA I-AA Playoff Records (as SoCon member -- all opponents)

School (Appearances)	Record	First Round	Quarterfinals	Semifinals	Championship
Appalachian State (12)	8-12	6-6	2-4	0-2	0-0
The Citadel (3)	1-3	1-2	0-1	0-0	0-0
East Tennessee State (1)	1-1	1-0	0-1	0-0	0-0
Furman (13)	15-12	6-5	5-3	3-2	1-2
Georgia Southern (9)	18-7	8-1	5-3	3-2	2-1
Marshall (8)	23-6	8-0	7-1	6-1	2-4
Chattanooga (1)	0-1	0-1	0-0	0-0	0-0
Western Carolina (1)	3-1	1-0	1-0	1-0	0-1
Wofford (1)	2-1	1-0	1-0	0-1	0-0
Totals	71-44	32-15	21-13	13-8	5-8

Georgia Southern Overall (13) 38-8 14-0 10-4 8-2 6-2

NOTES:

- Georgia Southern owns the NCAA I-AA record for the most career playoff victories with 38.
- Georgia Southern's six I-AA Championship titles is the most by any school.
- Georgia Southern has made eight appearances in the title game, the most by any school.
- Georgia Southern's 59 points in the 1999 Championship Game win over Youngstown State is the most points scored in a Championship Game.
- Georgia Southern has a record of 29-3 in home I-AA playoff games

Individual Game

Total Offense

Most Attempts – 57, Tony Petersen (Marshall) vs. NE Louisiana, 1987
Most Yards – 455, Tony Petersen (Marshall) vs. NE Louisiana, 1987
Highest Average Per Play (min. 15 plays) – 15.5, Eric Kresser (Marshall) vs. Delaware, 1996 (433 yards in 28 plays)
Most Touchdowns Responsible For – 6, Greg Hill (Georgia Southern) vs. Northern Arizona, 1999

Rushing

Most Attempts – 41, Chris Parker (Marshall) vs. Troy State, 1993
Most Yards – 333, Adrian Peterson (Georgia Southern) vs. Massachusetts, 1999
Highest Average Per Carry (min. 5 carries) – 13.1, Greg Hill (Georgia Southern) vs. Northern Arizona (206 yds on 14 carries)
Most Touchdowns – 5, Adrian Peterson (Georgia Southern) vs. Massachusetts, 1999

Passing

Most Attempts – 54, Tony Petersen (Marshall) vs. NE Louisiana, 1987
Most Completions – 30, Michael Payton (Marshall) vs. Youngstown State, 1991
Most Yards – 474, Tony Petersen (Marshall) vs. NE Louisiana, 1987
Highest Completion Percentage (min. 10 att.) – 100.0, Billy Napier (Furman) vs. Georgia Southern, 2001 (12 completions in 12 attempts); 77.8, Michael Payton (Marshall) vs. Northern Iowa, 1991 (21 completions in 27 attempts)
Most Touchdowns – 4, Ingle Martin (Furman) vs. Jacksonville State, 2004; Bobby Lamb (Furman) vs. Rhode Island, 1985; Tony Petersen (Marshall) vs. Weber State, James Madison and Northeast Louisiana, 1987; Eric Kresser (Marshall) vs. Delaware, 1996; Greg Hill (Georgia Southern) vs. Western Illinois, 1998

Receiving

Most Catches – 12, Bear Rinehart (Furman) vs. Villanova, 2002; 11, Troy Albea (Appalachian State) vs. Montana, 2000
Most Yards – 288, Randy Moss (Marshall) vs. Delaware, 1996
Highest Average Per Catch (min. 3 catches) – 38.3, Donald Lipscomb (Furman) vs. Eastern Kentucky, 1990 (4-153)
Most Touchdowns – 4, Randy Moss (Marshall) vs. Montana, 1996

Scoring

Most Points – 32, Adrian Peterson (Georgia Southern) vs. Massachusetts, 1999
 24, John Bagwell (Furman) vs. Georgia Southern, 1985 (4 TDs); Chris Parker (Marshall) vs. Delaware, 1993 (4 TDs); Greg Hill (Georgia Southern) vs. Florida A&M, 1997 (4 TDs); Adrian Peterson (Georgia Southern) vs. Connecticut, 1998 (4 TDs); Jimmy Watkins (Appalachian State) vs. William & Mary, 2001 (4 TDs)
Most Touchdowns – 5, Adrian Peterson (Georgia Southern) vs. Massachusetts, 1999
Most Extra Points – 10, Chris Chambers (Georgia Southern) vs. Northern Arizona, 1999
Most Extra Point Attempts – 10, Chris Chambers (Georgia Southern) vs. Northern Arizona, 1999
Highest Percentage of Extra Points Made – 100.0, Chris Chambers (Georgia Southern) vs. Northern Arizona, 1999 (10 extra points in 10 attempts)
Most Field Goals – 4, Scott Shelton (Georgia Southern) vs. Florida A&M, 2001; 3, David Merrick (Marshall) vs. E. Kentucky, 1992; Mark Wright (Appalachian State) vs. Montana, 2000
Most Field Goal Attempts – 4, Scott Shelton (Georgia Southern) vs. Florida A&M, 2001; Dean Biasucci (Western Carolina) vs. Furman, 1983; Bjorn Nittmo (Appalachian State) vs. Nicholls State, 1986
Highest Percentage of Field Goals Made – 100.0 (4-4), Scott Shelton (Georgia Southern) vs. Florida A&M, 2001; (3-3) Mark Wright (Appalachian State) vs. Montana, 2000; (2-2), Bjorn Nittmo (Appalachian State) vs. Georgia Southern and Northeast Richmond, 1987; Brian Mitchell (Marshall) vs. James Madison and Northeast Louisiana, 1987; Hank Burriss (The Citadel) vs. Georgia Southern, 1988; Glen Connally (Furman) vs. Delaware, 1988; Dewey Klein (Marshall) vs. Northern Iowa, 1991; David Merrick (Marshall) vs. Eastern Kentucky, 1992; David Merrick (Marshall) vs. Delaware, 1993;
Most Points Scored By Kicking – 17, Scott Shelton (Georgia Southern) vs. Florida A&M, 2001 (4 FG, 5 PAT)

Kickoff Returns

Most Returns – 7, Brian Bratton (Furman) vs. Villanova, 2002; 6, Eric Rasheed (Western Carolina) vs. So. Illinois, 1983; Daryl Skinner (Appalachian State) vs. Florida A&M, 1999
Most Yards – 207, Eric Rasheed (Western Carolina) vs. So. Illinois, 1983
Highest Average Per Return (min. 3 returns) – 52.3, Mark Rudder (Furman) vs. Rhode Island, 1985 (157 yards on 3 returns)

Punt Returns

Most Returns – 6, Anthony Williams (Georgia Southern) vs. Youngstown State, 1999
Most Yards – 99, Anthony Williams (Georgia Southern) vs. Youngstown State, 1999
Highest Average Per Return – 31.6, Troy Brown (Marshall) vs. Eastern Kentucky, 1992 (95 yards on 3 returns)

Total Kick Returns

Most Returns – 9, Daryl Skinner (Appalachian State) vs. Florida A&M, 1999 (6 KOR, 3 PR)
Most Yards – 207, Eric Rasheed (Western Carolina) vs. Southern Illinois, 1983 (207 KOR yards)

All-Purpose Running

Most Plays – 41, Chris Parker (Marshall) vs. Boise State, 1994 (38 rush, 2 rec, 1 KOR)
Most Yards – 333, Adrian Peterson (Georgia Southern) vs. Massachusetts, 1999 (333 rushing)

Interceptions

Most Interceptions – 2, ON 15 OCCASIONS – Most recent: Dion Stokes (Georgia Southern) vs. Florida A&M, 2001
Longest Interception Return – 100, Melvin Cunningham (Marshall) vs. James Madison, 1994

Punting

Most Punts – 10, Mark Bridgman (Furman) vs. Western Carolina, 1983
Most Yards – 393, Mark Bridgman (Furman) vs. Western Carolina, 1983
Highest Average Per Punt (min. 4 punts) – 47.5, Brian Reilly (Appalachian State) vs. Florida A&M, 1999 (285 yards on 6 punts)

Team Game

Offense

Most Points – 72, Georgia Southern vs. Northern Arizona, 1999
Most Touchdowns – 10, Georgia Southern vs. Northern Arizona, 1999
Most Touchdowns Rushing – 8, Georgia Southern vs. Northern Arizona, 1999
Most Touchdowns Passing – 6, Marshall vs. Weber State, 1987
Most First Downs – 35, Marshall vs. Middle Tennessee, 1994
Most Yards Total Offense – 689, Marshall vs. Delaware, 1996
Most Plays – 90, Marshall vs. Middle Tennessee, 1994
Most Net Yards Rushing – 638, Georgia Southern vs. Youngstown State, 1999
Most Rushing Attempts – 76, Georgia Southern vs. Appalachian State, 2001
Most Yards Passing – 474, Marshall vs. Northeast Louisiana, 1987
Most Pass Attempts – 54, Furman vs. Western Carolina vs. Holy Cross, 1983; Marshall vs. Northeast Louisiana, 1987
Most Pass Completions – 31, Marshall vs. Eastern Kentucky, 1992

Defense

Fewest First Downs Allowed – 9, Marshall vs. Appalachian State, 1987
Fewest Yards Total Offense Allowed – 149, Marshall vs. Appalachian State, 1987
Fewest Net Yards Rushing Allowed – 15, Furman vs. Rhode Island, 1985
Fewest Yards Passing Allowed – 40, Appalachian State vs. Eastern Kentucky, 1991
Fewest Pass Completions Allowed – 3, The Citadel vs. Georgia Southern, 1988
Most Turnovers Gained – 9, Furman vs. Rhode Island, 1985 (7 int, 2 FR)
Most Passes Intercepted – 7, Furman vs. Rhode Island, 1985; Marshall vs. Weber State, 1987
Most Fumbles Recovered – 7, Marshall vs. Jackson State, 1995
Most Sacks By – 9, Furman vs. Lehigh, 2001

Individual Tournament

Net Yards Receiving – 636, Randy Moss (Marshall), 1996
Touchdown Passes Caught – 9, Randy Moss (Marshall), 1996
Net Yards Rushing – 897, Adrian Peterson (Georgia Southern) 1999
Most Rushing Touchdowns – 12, Adrian Peterson (Georgia Southern) 1999
Most Points – 74, Adrian Peterson (Georgia Southern) 1999
Most Touchdowns – 12, Adrian Peterson (Georgia Southern) 1999

Postseason History



Conference Bowl History

Cotton Bowl – Dallas

Jan. 1, 1940 CLEMSON 6, Boston College 3
 Jan. 2, 1950 Rice 27, NORTH CAROLINA 13

Delta Bowl

Jan. 1, 1949 WILLIAM & MARY 20, Oklahoma A&M 0

Dixie Bowl – Montgomery, AL

Jan. 1, 1948 Arkansas 21, WILLIAM & MARY 19

Gator Bowl – Jacksonville, FL

Jan. 1, 1946 WAKE FOREST 26, SOUTH CAROLINA 14
 Jan. 1, 1947 Oklahoma 34, NORTH CAROLINA STATE 13
 Jan. 1, 1948 MARYLAND 20, Georgia 20
 Jan. 1, 1949 CLEMSON 24, Missouri 23
 Jan. 2, 1950 MARYLAND 20, Missouri 7
 Jan. 1, 1951 Wyoming 20, WASHINGTON & LEE 7
 Jan. 1, 1952 Miami (Fla.) 14, CLEMSON 0

Liberty Bowl – Philadelphia

Dec. 19, 1964 Utah 32, WEST VIRGINIA 6

Orange Bowl – Miami

Jan. 1, 1951 CLEMSON 15, Miami (Fla.) 14



Marshall's Michael Payton completed 30 passes in a playoff game against Youngstown State in 1991

Rose Bowl – Pasadena, CA

Jan. 1, 1926 ALABAMA 20, Washington 19
 Jan. 1, 1927 ALABAMA 7, Stanford 7
 Jan. 1, 1929 GEORGIA TECH 8, California 7
 Jan. 1, 1931 ALABAMA 24, Washington State 0
 Jan. 1, 1932 Southern California 21, TULANE 12
 Jan. 2, 1939 Southern California 7, DUKE 3
 Jan. 1, 1942 Oregon State 20, DUKE 16 (Durham, N.C.)

Sugar Bowl – New Orleans

Jan. 1, 1945 DUKE 29, Alabama 26
 Jan. 1, 1947 Georgia 20, NORTH CAROLINA 10
 Jan. 1, 1949 Oklahoma 14, NORTH CAROLINA 6
 Jan. 1, 1952 MARYLAND 28, Tennessee 13
 Jan. 1, 1954 Georgia Tech 42, WEST VIRGINIA 19

Sun Bowl – El Paso, TX

Jan. 1, 1947 Cincinnati 18, VIRGINIA TECH 6
 Jan. 1, 1957 GEORGE WASHINGTON 13, Texas Western 0

Tangerine Bowl/Florida Citrus – Orlando

Dec. 30, 1960 THE CITADEL 27, Tennessee Tech 0
 Dec. 12, 1964 EAST CAROLINA 14, Massachusetts 13
 Dec. 11, 1965 EAST CAROLINA 13, Maine 0
 Dec. 27, 1968 RICHMOND 49, Ohio University 42
 Dec. 26, 1969 Toledo 56, DAVIDSON 33
 Dec. 28, 1970 Toledo 40, WILLIAM & MARY 12
 Dec. 28, 1971 Toledo 28, RICHMOND 3

Southern Conference schools in ALL CAPS

Composite Bowl Records

Team	Record
Alabama	2-0-1
The Citadel	1-0-0
Clemson	3-1-0
Davidson	0-1-0
Duke	1-2-0
East Carolina	2-0-0
George Washington	1-0-0
Georgia Tech	1-0-0
Maryland	2-0-1
North Carolina	0-3-0
North Carolina State	0-1-0
Richmond	1-1-0
South Carolina	0-1-0
Tulane	0-1-0
Virginia Tech	0-1-0
Wake Forest	1-0-0
Washington & Lee	0-1-0
West Virginia	0-2-0
William & Mary	1-2-0
Totals	16-17-2

Commissioner's Cup

The Commissioner's Cup is given annually to the Southern Conference school fielding the league's best all-around men's sports program. The Commissioner's Cup was inaugurated in 1970. Points for the trophy are awarded on a 12-11-10-9-8-7-6-5-4-3-2-1 basis for all sports.

1969-70			1975-76			1981-82			1986-87		
	Pts	Place		Pts	Place		Pts	Place		Pts	Place
William & Mary	56	T-1	William & Mary	68	1	Appalachian State	75	1	Appalachian State	59.5	1
East Carolina	56	T-1	East Carolina	65	2	East Tennessee State	68	2	Marshall	53	2
Citadel	46.5	3	Appalachian State	62	3	Furman	65.5	3	Furman	52	3
Furman	43	4	Furman	58.5	4	VMI	64	4	Chattanooga	48	4
Davidson	42	5	Richmond	57	5	Citadel	62.5	5	VMI	47	5
George Washington	33	6	VMI	47.5	6	Marshall	60	6	Citadel	39.5	6
VMI	29.5	7	Citadel	44	7	Chattanooga	54.5	7	Western Carolina	39	7
Richmond	19.5	8	Davidson	30	8	Davidson	39	T-8	Davidson	37.5	8
						Western Carolina	39	T-8	East Tennessee State	31.5	9
1970-71			1976-77			1982-83			1987-88		
	Pts	Place		Pts	Place		Pts	Place		Pts	Place
William & Mary	69	1	East Carolina	58.5	1	East Tennessee State	60.5	1	Appalachian State	55.5	1
East Carolina	56.5	2	William & Mary	57.5	2	Appalachian State	54	2	East Tennessee State	46	2
Citadel	48.5	3	Appalachian State	56	3	Furman	51.5	3	Furman	45.5	3
Furman	47.5	4	Furman	52.5	4	Chattanooga	49	4	VMI	41.5	4
Davidson	47	5	VMI	45	5	VMI	48	5	Chattanooga	41	5
VMI	29	6	Citadel	35.5	6	Marshall	47.5	6	Marshall	40	6
Richmond	25.5	7	Davidson	24	7	Citadel	46	7	Western Carolina	32.5	7
						Western Carolina	39	8	Citadel	28	8
						Davidson	32	9	Davidson	26	9
1971-72			1977-78			1983-84			1988-89		
	Pts	Place		Pts	Place		Pts	Place		Pts	Place
William & Mary	53	1	Appalachian State	81	1	Appalachian State	61.5	1	Appalachian State	61	1
East Carolina	48	2	VMI	66.5	2	Marshall	51	T-2	Furman	50	2
Furman	42	3	Marshall	56	3	Marshall	51	T-2	VMI	45	3
Citadel	35	4	Citadel	51	4	Chattanooga	51	T-2	Citadel	43.5	4
Richmond	34	5	Furman	49.5	5	Furman	50	4	East Tennessee State	42	5
Davidson	29	6	Chattanooga	45	6	Western Carolina	47	T-5	Chattanooga	40	6
VMI	21	7	Davidson	36	7	Citadel	47	T-5	Marshall	38.5	7
			Western Carolina	31	8	VMI	46	7	Western Carolina	26	8
						East Tennessee State	45.5	8			
						Davidson	32	9			
1972-73			1978-79			1984-85			1989-1990		
	Pts	Place		Pts	Place		Pts	Place		Pts	Place
William & Mary	69.5	1	Appalachian State	78.5	1	Appalachian State	54.5	1	Appalachian State	59.5	1
East Carolina	68	2	Furman	65	2	Western Carolina	53	2	East Tennessee State	49	2
Appalachian State	56	3	Citadel	61.5	3	Chattanooga	52.5	3	VMI	47	3
Furman	54.5	4	Marshall	57	4	Citadel	52	4	Furman	44.5	4
Davidson	49	5	VMI	46	5	Marshall	50	5	Marshall	42	5
Citadel	46	6	Chattanooga	41.5	6	VMI	48.5	6	Citadel	38.5	6
VMI	40.5	7	Davidson	38	7	East Tennessee State	42.5	8	Chattanooga	32.5	7
Richmond	39	8	Western Carolina	32.5	8	Davidson	33.5	9	Western Carolina	30	8
1973-74			1979-80			1985-86			1990-91		
	Pts	Place		Pts	Place		Pts	Place		Pts	Place
East Carolina	70.5	1	Appalachian State	78	1	Appalachian State	64	1	Appalachian State	53.5	1
Appalachian State	66	T-2	East Tennessee State	69	2	Marshall	50.5	2	Furman	52.5	2
William & Mary	66	T-2	Furman	66.5	3	Furman	48.5	3	East Tennessee State	44	3
Richmond	54.5	4	Marshall	66	4	Chattanooga	45	4	Marshall	43.5	4
Furman	53	5	VMI	63	5	Citadel	45	4	Citadel	41.5	5
Citadel	42	6	Citadel	58.5	6	VMI	40.5	5	VMI	41	6
Davidson	37.5	7	Chattanooga	48.5	7	Citadel	39	T-6	Chattanooga	36	7
VMI	35.5	8	Western Carolina	40.5	8	Western Carolina	39	T-6	Western Carolina	34	8
			Davidson	38	9	East Tennessee State	37.5	8			
						Davidson	36.5	9			
1974-75			1980-81								
	Pts	Place		Pts	Place						
East Carolina	67.5	1	Appalachian State	82	1						
Appalachian State	65	2	East Tennessee State	69.5	2						
William & Mary	61	3	Furman	66	3						
Richmond	55	4	Marshall	58.5	T-4						
Furman	53.5	5	VMI	58.5	T-4						
VMI	45.5	6	Citadel	56	6						
Citadel	41.5	7	Chattanooga	54.5	7						
Davidson	37	8	Davidson	51.5	8						
			Western Carolina	37.5	9						

Commissioner's Cup



1991-92

	Pts	Place
Appalachian State	63	1
East Tennessee State	57	2
Furman	52	3
Marshall	51	4
Chattanooga	42	5
Western Carolina	40	T-6
Citadel	40	T-6
VMI	40	T-6
Georgia Southern	22	7
Davidson	10	8

1992-93

	Pts	Place
Appalachian State	69.5	1
East Tennessee State	59.5	2
Citadel	56.5	3
Furman	52	4
Chattanooga	51	5
Marshall	49	6
Georgia Southern	47	T-7
VMI	47	T-7
Davidson	45	9
Western Carolina	43.5	10

1993-94

	Pts	Place
Appalachian State	73	1
East Tennessee State	59.5	2
Western Carolina	55	3
Marshall	52.5	4
Georgia Southern	50.5	T-5
Chattanooga	50.5	T-5
Furman	49.5	7
Citadel	45.5	T-8
VMI	45.5	T-8
Davidson	40.5	10

1994-95

	Pts	Place
Appalachian State	78.5	1
East Tennessee State	65.5	2
Citadel	54	3
Marshall	56.5	T4
VMI	56.5	T4
Chattanooga	50	6
Western Carolina	48.5	7
Furman	47.5	T8
Georgia Southern	47.5	T8
Davidson	46.5	10

1995-96

	Pts	Place
Appalachian State.	73	1
East Tennessee State	61	2
VMI	58	3
Marshall	52.5	4
Chattanooga	50	5
Furman	48	6
Western Carolina	46	7
Davidson	45.5	8
Georgia Southern	44.5	9
Citadel	41.5	10

1996-1997

	Pts	Place
Appalachian State	68.5	1
Marshall	62.5	2
East Tennessee State	62	3
Furman	57	4
VMI	53	5
Chattanooga	52	T6
Citadel	52	T6
Western Carolina	49.5	8
Davidson	45	9
Georgia Southern	40.5	10
UNC Greensboro	8	11

1997-98

	Pts	Place
App State	78.5	1
Citadel	63	5
Davidson	59.5	6
East Tennessee State	68.5	2
Furman	64	4
Georgia Southern	46	10
UNC Greensboro	56	8
Chattanooga	68	3
VMI	58	7
Western Carolina	47	9
Wofford	44.5	11

1998-99

	Pts	Place
App State	87.5	1
East Tennessee State	76.5	2
Chattanooga	74.5	3
Citadel	68.5	4
Davidson	67	T-7
Western Carolina	62	5
VMI	61.5	6
Furman	61	T-7
UNC Greensboro	60.5	9
Col of Charleston	54	T-10
Georgia Southern	54	T-10
Wofford	42	11

1999-2000

	Pts	Place
App State	90.5	1
Furman	74	2
Chattanooga	71	3
East Tennessee State	70	4
UNC Greensboro	65	5
Davidson	60.5	6
Citadel	59.5	7
Georgia Southern	58.5	8
VMI	58	9
Col of Charleston	48	10
Western Carolina	44	11
Wofford	43	12

2000-01

	Pts	Place
Appalachian State	99.5	1
VMI	77.5	2
Furman	73.5	3
UNC Greensboro	73	4
Citadel	69.5	5
East Tennessee State	69	6
Chattanooga	66.5	7
Georgia Southern	56	8
Davidson	54.5	9
Western Carolina	48	10
Col of Charleston	44	11
Wofford	35	12

2001-02

	Pts	Place
App State	79.5	1
Furman	70	2
UNC Greensboro	68.5	T3
Chattanooga	68.5	T3
East Tennessee State	67.5	5
Western Carolina	66	6
Citadel	65	7
Davidson	64	8
Georgia Southern	56.5	9
VMI	53.5	10
Col of Charleston	51.5	11
Wofford	40.5	12

2002-03

	Pts	Place
Appalachian State	96	1
East Tennessee State	67	T2
Furman	67	T2
Chattanooga	66	4
Western Carolina	61.5	5
Citadel	61	6
Davidson	59.5	7
VMI	58	8
Col of Charleston	56	9
Georgia Southern	52.5	10
Wofford	52	11
UNC Greensboro	49.5	12

2003-04

	Pts	Place
Appalachian State	78.5	1
East Tennessee State	76.5	2
Chattanooga	69	3
Citadel	68	4
Furman	67	T5
UNC Greensboro	67	T5
Davidson	65.5	7
Georgia Southern	54.5	8
Col of Charleston	51	9
Western Carolina	48.5	10
Wofford	46	11
Elon	39.5	12
VMI*	9	13

* indicates associate member

2004-05

	Pts	Place
Chattanooga	82.5	1
Appalachian State	81	2
UNC Greensboro	72.5	3
Furman	67	4
Davidson	64.5	5
East Tennessee State	58.5	6
Georgia Southern	58	7
The Citadel	54	T8
Western Carolina	54	T8
College of Charleston	51	10
Wofford	44	11
Elon	40	12
VMI	9	13

Annual Champions

1969-70	East Carolina and William & Mary
1970-71	William & Mary
1971-72	William & Mary
1972-73	William & Mary
1973-74	East Carolina
1974-75	East Carolina
1975-76	William & Mary
1976-77	East Carolina
1977-78	Appalachian State
1978-79	Appalachian State
1979-80	Appalachian State
1980-81	Appalachian State
1981-82	Appalachian State
1982-83	East Tennessee State
1983-84	Appalachian State
1984-85	Appalachian State
1985-86	Appalachian State
1986-87	Appalachian State
1987-88	Appalachian State
1988-89	Appalachian State
1989-90	Appalachian State
1990-91	Furman
1991-92	Appalachian State
1992-93	Appalachian State
1993-94	Appalachian State
1994-95	Appalachian State
1995-96	Appalachian State
1996-97	Appalachian State
1997-98	Appalachian State
1998-99	Appalachian State
1999-2000	Appalachian State
2000-01	Appalachian State
2001-02	Appalachian State
2002-03	Appalachian State
2003-04	Appalachian State
2004-05	Chattanooga



Germann Cup

The Germann Cup is given annually to the Southern Conference school that fields the league's best all-around women's sports program. The Germann Cup was first awarded in 1977. The award is named after former Southern Conference Commissioner Ken Germann. Points for the Germann Cup are awarded on a 12-11-10-9-8-7-6-5-4-3-2-1 basis for all sports.

1986-87		
	Pts	Place
Appalachian State	30	1
East Tennessee State	24.5	2
Marshall	19.5	3
Furman	19	4
Chattanooga	18.5	5
Western Carolina	17	6
Davidson	9.5	7

1987-88		
	Pts	Place
Appalachian State	33	1
East Tennessee State	26	2
Marshall	25.5	3
Chattanooga	25	4
Furman	20.5	5
Western Carolina	20	6
Davidson	11	7

1988-89		
	Pts	Place
Appalachian State	30.5	1
East Tennessee State	23.5	T-2
Marshall	23.5	T-2
Chattanooga	19	4
Western Carolina	15.5	5
Furman	14	6

1989-90		
	Pts	Place
Appalachian State	27	1
East Tennessee State	23.5	2
Furman	21	3
Western Carolina	18.5	4
Marshall	18	5
Chattanooga	17	6

1990-91		
	Pts	Place
Appalachian State	28	1
Chattanooga	24.5	2
Furman	22	3
Marshall	18.5	T-4
Western Carolina	18.5	T-4
East Tennessee State	14.5	5

1991-92		
	Pts	Place
Appalachian State	30	1
East Tennessee State	22	2
Furman	26	3
Marshall	24	4
Chattanooga	22	5
Western Carolina	19	6
Davidson	3	T-7
Georgia Southern	3	T-7

1992-93		
	Pts	Place
Furman	51.5	1
Appalachian State	50.5	2
East Tennessee State	41.5	3
Western Carolina	40	4
Chattanooga	36	5
Marshall	35	6
Davidson	29	7
Georgia Southern	19.5	8

1993-94		
	Pts	Place
Furman	72	1
Appalachian State	59	2
East Tennessee State	51	3
Chattanooga	44.5	4
Western Carolina	41	T-5
Marshall	41	T-5
Georgia Southern	36	7
Davidson	29.5	8

1994-95		
	Pts	Place
Furman	77.5	1
Appalachian State	62.5	2
East Tennessee State	58.5	3
Chattanooga	47	4
Georgia Southern	45.5	5
Western Carolina	41	6
Marshall	39	7
Davidson	37	8

1995-96		
	Pts	Place
Furman	74	1
Appalachian State	64	2
Chattanooga	48.5	3
East Tennessee State	47.5	4
Marshall	46	T-5
Western Carolina	46	T-5
Georgia Southern	43	7
Davidson	39	8

1996-97		
	Pts	Place
Furman	69	1
Chattanooga	63.5	2
Appalachian State	59.5	3
Marshall	55.5	4
East Tennessee State	46	5
Western Carolina	44	6
Davidson	38.5	7
Georgia Southern	38	8

1997-98		
	Pts	Place
App State	60.5	4
Davidson	51	6
East Tennessee State	59.5	5
Furman	78.5	1
Georgia Southern	47.5	7
UNC Greensboro	62.5	3
Chattanooga	70.5	2
VMI	3	10
Western Carolina	45.5	8
Wofford	41	9

1998-99		
	Pts	Place
Furman	83.5	1
Chattanooga	75.5	2
UNC Greensboro	73	3
App State	64	4
Western Carolina	60	5
Davidson	59	6
East Tennessee State	55	7
Col of Charleston	46	T-8
Georgia Southern	46	T-8
Wofford	43	10
VMI	19	11
Citadel	11	12

1999-2000		
	Pts	Place
Furman	98	1
Chattanooga	80.5	2
East Tennessee State	72.5	3
UNC Greensboro	66.5	4
App State	66.5	5
Western Carolina	62	6
Georgia Southern	52	7
Col of Charleston	49.5	8
Davidson	42	9
Wofford	31	10
VMI	16	11
Citadel	14.5	12
UNCW*	8	13

2000-01		
	Pts	Place
Furman	96.5	1
Chattanooga	81	2
UNC Greensboro	75	3
App State	71	4
Western Carolina	63.5	5
East Tennessee State	62.5	6
Georgia Southern	58	7
Col of Charleston	54	8
Davidson	47.5	9
Wofford	31	10
VMI	16	11
Citadel	12	12

2001-02		
	Pts	Place
Furman	85	1
Chattanooga	78	2
UNC Greensboro	74.5	3
Western Carolina	72	4
App State	70.5	5
Georgia Southern	67	6
Col of Charleston	58.5	T7
East Tennessee State	58.2	T7
Davidson	42.5	9
Wofford	35.5	10
Citadel	13	11
VMI	11	12

2002-03		
	Pts	Place
Furman	83.5	1
Chattanooga	78	2
Georgia Southern	74.5	3
Col of Charleston	70.5	4
Appalachian State	69	5
Western Carolina	68.5	6
East Tennessee State	59.5	7
UNC Greensboro	58	8
Davidson	51.5	9
Wofford	30	10
Citadel	19	11
VMI	18	12
UNCW*	6	13

2003-04		
	Pts	Place
Furman	84	1
Chattanooga	83	2
Appalachian State	70.5	T3
Col of Charleston	70.5	T3
East Tennessee State	66.5	5
Georgia Southern	62.5	6
Western Carolina	60	7
UNC Greensboro	55.5	8
Elon	53.5	9
Davidson	50	10
Wofford	30.5	11
Citadel	13.5	12

2004-05		
	Pts	Place
College of Charleston	83.5	1
Furman	83	2
Appalachian State	73	3
Chattanooga	71	4
East Tennessee State	62.5	T5
Elon	62.5	T5
Georgia Southern	61.5	7
Western Carolina	57.5	8
UNC Greensboro	52	9
Davidson	51.5	10
Wofford	25	11
The Citadel	16	12

* indicates associate member

Annual Champions	
1986-87	Appalachian State
1987-88	Appalachian State
1988-89	Appalachian State
1989-90	Appalachian State
1990-91	Appalachian State
1991-92	Appalachian State
1992-93	Furman
1993-94	Furman
1994-95	Furman
1995-96	Furman
1996-97	Furman
1997-98	Furman
1998-99	Furman
1999-2000	Furman
2000-01	Furman
2001-02	Furman
2002-03	Furman
2003-04	Furman
2004-05	College of Charleston

Barrett-Bonner Award

The Barrett-Bonner Award is given to the Southern Conference school that places the highest percentage of its student-athletes on the league's academic honor roll. The award was first presented in 1994, for the 1992-93 academic year. The 1998-99 Barrett-Bonner Award winner will be announced at a later date. The award is named after Col. John G. Barrett, faculty athletics representative at VMI from 1965-87, and Dr. Francis W. Bonner, faculty athletics representative at Furman from 1968-90.

1992-93	Davidson
1993-94	Davidson
1994-95	Davidson
1995-96	Davidson
1996-97	Davidson
1997-98	Davidson
1998-99	Davidson
1999-2000	Davidson
2000-01	Davidson
2001-02	Davidson
2002-03	Davidson
2003-04	College of Charleston
2004-05	Davidson

D.S. McAlister Award

Inaugurated in 1980, the D.S. McAlister Award is given annually to the Southern Conference school which is judged to have exhibited the highest degree of sportsmanship in the conduct of its athletic program. The award is named after Col. D.S. McAlister of The Citadel, who served as Southern Conference secretary-treasurer for 38 years.

1979-80	Davidson
1980-81	Furman
1981-82	Furman
1982-83	The Citadel
1983-84	The Citadel
1984-85	VMI
1985-86	VMI
1986-87	Western Carolina
1987-88	VMI
1988-89	VMI
1989-90	VMI
1990-91	VMI
1991-92	VMI
1992-93	VMI
1993-94	Furman
1994-95	Davidson
1995-96	Western Carolina
1996-97	Furman
1997-98	Wofford
1998-99	Davidson
1999-2000	VMI
2000-01	VMI
2001-02	Davidson
2002-03	Davidson
2003-04	Wofford
2004-05	Elon

Graduation Rate Award

The Southern Conference awarded its initial Graduation Rate Award at its 1994 spring meeting. The award is presented to the member institution with the highest graduation rate for its student-athletes over the past five years as compiled in the annual NCAA Graduation Rates Report.

1993-94	(1987-92)	Furman
1994-95	(1988-93)	The Citadel
1995-96	(1989-94)	VMI
1996-97	(1990-95)	Davidson
1997-98	(1991-96)	Wofford
1998-99	(1992-97)	Wofford
1999-2000	(1993-98)	Wofford and Davidson
2000-01	(1994-99)	Wofford
2001-02	(1995-2000)	Davidson
2002-03	(1996-2001)	Davidson
2003-04	(1997-2002)	Davidson
2004-05	(1998-2003)	Davidson



The 2005 Distinguished Service Award winners were honored at the annual Honors Dinner in Hilton Head, SC on June 1, 2005.

Distinguished Service Award

The Southern Conference annually recognizes those that have been voted by the member institutions of the Southern Conference to have delivered exemplary service to their athletic programs. The 2005 honorees included:

- Jim Smith, Appalachian State
- Edwin S. Pearlstine, Jr., College of Charleston
- Dr. Kenneth Madison Caldwell, The Citadel
- A. Alex Porter, Davidson
- Bill G. Humphreys, East Tennessee State
- The Koury Family, Elon
- William R. Timmons, Jr., Furman
- Robert B. Baker, Georgia Southern
- Michael W. Burke, UNC Greensboro
- Joe and Barbara Waters, Chattanooga
- Dr. Robert Failing, Western Carolina
- Dr. Joab M. Lesesne, Wofford

Male Athlete of the Year (Bob Waters Award)

The Southern Conference male athlete-of-the-year is selected annually by Southern Conference athletic directors and a media member representing each conference school. Prior to 1990-91, the award was selected solely by members of the Southern Conference Sports Media Association. Beginning in 1991-92, the award was named after the late Bob Waters, who was Western Carolina's head football coach from 1969-88.

1947-48	Frank Gillespie, Clemson (football, basketball, baseball)	1976-77	Brian Ruff, The Citadel (football, track)
1948-49	Charlie Justice, North Carolina (football)	1977-78	Wayne Tolleson, Western Carolina (football, baseball)
1949-50	Whitt Cobb, Davidson (basketball)	1978-79	John Gerdy, Davidson (basketball)
1950-51	Dick Groat, Duke (basketball, baseball)	1979-80	Rick Beasley, Appalachian State (football, track)
1951-52	Dick Groat, Duke (basketball, baseball)	1980-81	Stump Mitchell, The Citadel (football)
1952-53	Frank Selvy, Furman (basketball)	1981-82	Bill White, The Citadel (football, baseball)
1953-54	Johnny Mapp, VMI (football, track)	1982-83	Anthony James, Western Carolina (football, track)
1954-55	Darrell Floyd, Furman (basketball)	1983-84	Stanford Jennings, Furman (football, track)
1955-56	Darrell Floyd, Furman (basketball)	1984-85	Rock Hurst, Furman (football, baseball, track)
1956-57	Rod Hundley, West Virginia (basketball)	1985-86	Lee Glaze, The Citadel (football, baseball)
1957-58	Dom Flora, Washington & Lee (basketball, baseball)	1986-87	John Settle, Appalachian State (football)
1958-59	Jerry West, West Virginia (basketball)	1987-88	Tony Petersen, Marshall (football, baseball)
1959-60	Jerry West, West Virginia (basketball)	1988-89	Jeff Blankenship, Furman (football)
1960-61	Jeff Cohen, William & Mary (basketball)	1989-90	Anthony Jenkins, The Citadel (baseball)
1961-62	Rod Thorn, West Virginia (basketball)	1990-91	Keith Jennings, East Tennessee State (basketball)
1962-63	Rod Thorn, West Virginia (basketball)	1991-92	Michael Payton, Marshall (football)
1963-64	Bob Schweickert, Virginia Tech (football)	1992-93	Michael Payton, Marshall (football)
1964-65	Fred Hetzel, Davidson (basketball)	1993-94	Jason Beverlin, Western Carolina (baseball)
1965-66	Dick Snyder, Davidson (basketball)	1994-95	Todd Donnan, Marshall (football)
1966-67	Chuck Albertson, William & Mary (football)	1995-96	Dexter Coakley, Appalachian State (football)
1967-68	Ron Williams, West Virginia (basketball)	1996-97	Dexter Coakley, Appalachian State (football)
1968-69	Buster O'Brien, Richmond (football)	1997-98	B.J. Adigun, East Tennessee State (football)
1969-70	Walker Gillette, Richmond (football, track)	1998-99	Brian Wiley, The Citadel (baseball)
1970-71	Phil Mosser, William & Mary (football)	1999-2000	Adrian Peterson, Georgia Southern (football)
1971-72	Brian Baima, The Citadel (football)	2000-01	Louis Ivory, Furman (football)
1972-73	Carlester Crumpler, East Carolina (football, track)	2001-02	Randy Corn, The Citadel (baseball)
1973-74	Carl Summerell, East Carolina (football, track)	2002-03	James Cameron, Furman (tennis)
1974-75	Clyde Mayes, Furman (basketball)	2003-04	Matt Nelson, Wofford (football)
1975-76	Brian Ruff, The Citadel (football, track)	2004-05	DaVon Fowlkes, Appalachian State (football)


Female Athlete of the Year

The Southern Conference Female Athlete-of-the-Year Award was inaugurated in 1990. The Southern Conference Sports Media Association selected the winner in 1989-90. Since 1990-91, each school's athletic director and a designated media representative have participated in the voting.

1989-90	Whitney Ball, Appalachian State (cross country, track)
1990-91	Nicole Hopson, East Tennessee State (basketball)
1991-92	Melissa Morrison, Appalachian State (track)
1992-93	Melissa Morrison, Appalachian State (track)
1993-94	Caroline Peek, Furman (golf)
1994-95	DeShawne Blocker, East Tennessee State (basketball)
1995-96	Heather VandeBrake, Furman (cross country, track)
1996-97	Mary Jane Middelkoop, Chattanooga (cross country, track)
1997-98	Anita Buggins, Georgia Southern (tennis)
1998-99	Mary Jayne Harrelson, App. State (cross country, track)
1999-2000	Kaye Brownlee, Furman (soccer)
2000-01	Mary Jayne Harrelson, App. State (cross country, track)
2001-02	Megan Dunigan, Furman (tennis)
2002-03	Jennifer Wilson, Chattanooga (basketball)
2003-04	Martina Veiglova, Georgia Southern (volleyball)
2004-05	Mary Neill Hagood, Furman (tennis)



DaVon Fowlkes



Mary Neill Hagood

Graduate Scholars

Dave Hart Graduate Scholarship

The Dave Hart Graduate Scholarship is awarded annually to a deserving male student-athlete who is interested in continuing his education in graduate school. A committee comprised of three conference faculty athletic representatives and one athletic director is responsible for selecting the winner of the award. Each graduate scholarship is worth \$2,000 and is named after Dave Hart, who served as Southern Conference Commissioner from 1987-91.

- 1991 Robert Webster, The Citadel (tennis)
- 1992 Anthony Brinkley, VMI (cross country, track)
- 1993 Scott Sutton, Georgia Southern (soccer)
- 1994 Bill Plautz, Appalachian State (tennis)
Duncan Spears, Davidson (track)
- 1995 Jeremy Ingram, VMI (wrestling)
- 1996 Philly Jones, Furman (football)
John Buckley, Georgia Southern (tennis)
- 1997 Lee Brooks, Georgia Southern (football)
- 1998 Daniell Guill, Davidson (soccer)
- 1999 Ivan Poullaos, Chattanooga (tennis)
- 2000 Jody Lumpkin, College of Charleston (basketball)
- 2001 Yuri van der Heijden, Furman (cross country, track)
- 2002 Ben Foster, Wofford (football)
- 2003 Michael Lokale, VMI (track and field)
- 2004 Bill Brehmer, College of Charleston (tennis)
- 2005 Keith Clifton, The Citadel (wrestling)




Keith Clifton

Renaissance Graduate Scholarship

The Renaissance Graduate Scholarship was established in 2005 and helps provide financial aid to two deserving student-athletes (one male, one female) who are pursuing a postgraduate degree following the completion of their eligibility.

- 2005 Brent Stephens, Georgia Southern (baseball)
- Amber Mangrum, Appalachian State (volleyball)



Brent Stephens

Dorothy Hicks Graduate Scholarship

The Dorothy Hicks Graduate Scholarship is awarded annually to a deserving female student-athlete who is interested in continuing her education in graduate school. A committee comprised of three conference faculty athletic representatives and one athletic director is responsible for selecting the winner of the scholarship. Each graduate scholarship is worth \$2,000 and is named after Dr. Dorothy Hicks, long-time Marshall faculty athletic representative.

- 1991 Nicole Hopson, East Tennessee State (basketball)
- 1992 Tania Free, Appalachian State (cross country, track)
- 1993 Susie Gardner, Western Carolina (cross country, track)
- 1994 Penny Roberson, Appalachian State (basketball)
Jennifer Wilson, Furman (volleyball)
- 1995 Lorie Logan, Davidson (volleyball)
- 1996 Karolina Karlqvist, Appalachian State (basketball)
Kristin Baxter, Western Carolina (volleyball)
- 1997 Laura Nowels, Marshall (cross country, track)
Merideth Thompson, Appalachian State (basketball)
- 1998 Mary Jane Middelkoop, Chattanooga (cross country, track)
- 1999 Lindsay Grossman, Georgia Southern (soccer)
- 2000 Ramsey Herron, Western Carolina (volleyball)
- 2001 Brooke Bentley, Davidson (volleyball)
- 2002 Elizabeth "Vinny" Seiverling, College of Charleston (tennis)
- 2003 Emily Furr, UNC Greensboro (cross country/track)
- 2004 Rebekah Potts, Furman (cross country/track)
- 2005 Samantha Giudici, Appalachian State (volleyball)



Samantha Giudici




Amber Mangrum

Graduate Scholars

Mike Wood Foundation Graduate Scholarships

Two Mike Wood Foundation Graduate Scholarships are awarded annually to student-athletes interested in continuing their education in graduate school. One award is given to a deserving men's basketball student-athlete, the other is presented to a female student-athlete with preference given to a female who participates in women's basketball. A committee comprised of three conference faculty athletic representatives and one athletic director is responsible for selecting the winner of the scholarship. Each graduate scholarship is worth \$2,000 and is named after Mike Wood, a Southern Conference basketball official.



Rans Brempong




Michelle Conklin

- 1996 Bobby Prince, VMI (basketball)
- 1997 John Brannen, Marshall (basketball)
Danelle Toole, Georgia Southern (basketball, softball)
- 1998 Scot Jones, Wofford (football)
Anita Buggins, Georgia Southern (tennis)
- 2003 Troy Wheless, College of Charleston (basketball)
Jenn Stasie, Wofford (basketball)
- 2004 Emre Atsur, Western Carolina (basketball)
Yoneko Allen, Western Carolina (basketball)
- 2005 Rans Brempong, Western Carolina (basketball)
Michelle Conklin, Appalachian State (basketball)

TIAA-CREF Student-Athlete of the Year

The TIAA-CREF Student-Athlete of the Year is awarded annually to one Southern Conference student-athlete who is interested in pursuing a graduate degree. Each award winner receives a scholarship worth \$5,000 and is awarded based on criteria that encompasses athletics, academic and leadership skills. In addition, a \$1,000 honorarium is given to a college/university faculty member selected by the Student-Athlete of the Year.

- 2003 Soren Johnson, Davidson (soccer)
Dr. Julio Ramirez, honorarium recipient
- 2004 Leigh Anne Hoskins, Davidson (soccer)
Dr. Verna Case, honorarium recipient
- 2005 Pramote Malasitt, Elon
Dr. David Powell, honorarium recipient



Pramote Malasitt

David Knight Graduate Scholarship

The David Knight Graduate Scholarship is awarded annually to a deserving student-athlete who is interested in continuing their education in graduate school. A committee comprised of three conference faculty athletic representatives and one athletics director is responsible for selecting the winner of the award. Each graduate-scholarship is worth \$2,000 and is given in memory of Dr. David Knight, former UNC Greensboro professor and faculty athletics representative.

- 2004 Justin Porter, Davidson (men's soccer)
- 2005 Molly Mungovan, Furman (track/cross country)

Molly Mungovan

Sony Graduate Scholarship

The Sony Graduate Scholarship was established in 2002 and helps provide financial aid to a deserving student-athlete pursuing a postgraduate degree following the completion of their eligibility.

- 2002 Dan Gibson, Davidson (track/cross country)
- 2003 Mary Sabatino, College of Charleston (volleyball)
- 2004 Christa Hicks, Appalachian State (softball)
- 2005 Kristen Trexler, Appalachian State (track/cross country_

Kristen Trexler