



SOUTHERN CONFERENCE MEN'S BASKETBALL 2019-20

702 North Pine Street, Spartanburg, SC 29303 • 864-591-5100 • Fax: 864-591-3448

Phil Perry, Assistant Commissioner for Media Relations (MBK contact)

facebook.com/SouthernConference • twitter.com/SoConSports • instagram.com/SouthernConference

2019-20 SOUTHERN CONFERENCE BASKETBALL STANDINGS

	Conference					Overall					
	W-L	Pct.	H	A	ST	W-L	Pct.	H	A	N	ST
Furman	8-2	0.800	4-1	4-1	W3	18-5	0.783	10-1	7-4	1-0	W3
ETSU	7-2	0.778	4-1	3-1	L1	18-4	0.818	12-1	6-3	0-0	L1
UNCG	7-2	0.778	3-1	4-1	W5	17-5	0.773	10-3	7-2	0-0	W5
Wofford	6-3	0.667	4-0	2-3	W1	14-8	0.636	9-1	5-7	0-0	W1
Western Carolina	5-4	0.556	3-2	2-2	L1	13-7	0.650	8-2	5-5	0-0	L1
Chattanooga	5-4	0.556	3-1	2-3	W1	14-8	0.636	8-1	4-7	2-0	W1
Mercer	5-4	0.556	2-2	3-2	W5	11-11	0.500	6-4	5-5	0-2	W5
Samford	2-7	0.222	1-4	1-3	L7	8-15	0.348	6-5	2-10	0-0	L7
VMI	1-9	0.100	1-4	0-5	L3	6-17	0.261	5-6	0-10	1-1	L3
The Citadel	0-9	0.000	0-5	0-4	L9	6-14	0.300	3-7	3-7	0-0	L9

NOTES

• ETSU hosts UNC Greensboro on Saturday in a battle of second-place teams just a half-game out of first. The winner will move into a tie atop the standings with idle Furman, who downed VMI 74-72 in overtime Wednesday to move back into first.

• The Bucs and Spartans are both 7-2 in the Southern Conference this season. ETSU claimed the first meeting between the squads this season, outscoring UNCG 41-26 in the second half in a 64-57 win on Jan. 8.

• With 960 career rebounds, UNCG senior James Dickey is just one back of Ben Stywall (961 from 2007-10) for second in school history.

• Mercer hosts The Citadel in the Ingles SoCon Game of the Week. The Bears, who dropped ETSU out of the top spot with Wednesday's 71-55 road win, have won five straight to move to .500 overall and 5-4 in the league, while the Bulldogs are still seeking their first SoCon win.

• Mercer never trailed in the second half en route to handing the Bucs their first home loss of the season, as ETSU entered the contest with a 12-0 mark in Freedom Hall. Djordje Dimitrijevic scored a game-high 18 points to pace four Bears in double figures, while Mercer outrebounded ETSU by 12 and held the Bucs to a season-worst 3-for-22 (.136) from 3-point range.

• Chattanooga got a career-best 28 points from Matt Ryan and weathered a career-best 35 from Samford guard Josh Sharkey in a 92-84 road win Wednesday. The Mocs had 26 assists on 30 made baskets and were 18-for-21 from the free-throw line (85.7 percent).

• In addition to Sharkey's 35 points, the Bulldogs got the game's lone double-double from Robert Allen, who scored a career-high 21 points and grabbed 11 rebounds.

• Wofford senior Nathan Hoover is the DI leader in free-throw percentage at 95.4 percent. He is 62-for-65 on the season.

• The Terriers held The Citadel to its second-lowest scoring output of the season in a 79-56 win Wednesday. Chevez Goodwin led Wofford with a career-best 25 points, going 11-for-12 from the floor.

• The Citadel's Tyson Batiste has 120 assists this season, leaving him 11 away from breaking into the top 10 in program history for assists in a single season.

• In a battle of the top scoring offense and the top scoring defense in the SoCon, defense won Wednesday, as UNCG held WCU 23 points below its season average in a 72-58 win. The Spartans rank seventh in Division I in scoring defense at 59.4 points allowed per game.

• Western Carolina's Carlos Dotson recorded his fourth straight double-double and his SoCon-best 11th of the season in the loss to the Spartans, scoring 15 points and pulling down 10 rebounds.

• The SoCon remains the only conference with three teams in the top 10 of the CollegeInsider.com Mid-Major Top 25. ETSU is ranked fourth, UNCG is sixth and Furman is No. 8.

UPCOMING SCHEDULE (ALL TIMES EASTERN)

Feb. 1 (Saturday)

- *Western Carolina at Chattanooga, 2 p.m. ESPN3
- *UNCG at ETSU, 4 p.m. ESPN+
- *The Citadel at Mercer, 4:30 p.m. Nexstar/ESPN3
- *Samford at Wofford, 7 p.m. ESPN3

Ingles SoCon Game of the Week Nexstar affiliates

- ECBD (Charleston)
- WMUB (Macon)
- WWCW (Lynchburg/Roanoke)
- WYCW (Greenville/Spartanburg/Asheville)

Feb. 5 (Wednesday)

- *Mercer at Furman, 7 p.m. ESPN+
- *The Citadel at UNCG, 7 p.m. ESPN3
- *ETSU at Chattanooga, 7 p.m. ESPN+
- *Wofford at VMI, 7 p.m. ESPN+
- *Western Carolina at Samford, 7:30 p.m. ESPN3

Feb. 8 (Saturday)

- *VMI at The Citadel, 1 p.m. ESPN+
- *Furman at Western Carolina, 2 p.m. ESPN+
- *ETSU at Mercer, 4:30 p.m. ESPN+
- *Chattanooga at Wofford, 7 p.m. Nexstar/ESPN+

Ingles SoCon Game of the Week Nexstar affiliates

- WMUB (Macon)
- WWCW (Lynchburg/Roanoke)
- WYCW (Greenville/Spartanburg/Asheville)

Feb. 9 (Sunday)

- *Samford at UNCG, 1 p.m. ESPN+

Feb. 12 (Wednesday)

- *The Citadel at ETSU, 7 p.m. ESPN+
- *Western Carolina at UNCG, 7 p.m. ESPN+
- *VMI at Chattanooga, 7 p.m. ESPN+
- *Mercer at Wofford, 7 p.m. ESPN+
- *Furman at Samford, 7:30 p.m. ESPN+

SoCon PLAYER OF THE WEEK (1/28)

PRESENTED BY **GEICO**

Bo Hodges, G, Jr.
ETSU

Hodges scored a career-high 27 points on Jan. 25, going 12-for-17 from the floor (70.6 percent), grabbing eight rebounds and adding a career-best five steals to lead ETSU to a 75-64 win over in-state rival Chattanooga. The Nashville, Tennessee, junior scored the Bucs' first 12 points of the contest and 14 of the first 17 en route to the win, becoming just the seventh Division I player since 2010-11 to post at least 27 points, eight rebounds, five steals, two blocks and two assists in a game.

The win moved ETSU's home record to 12-0 this season, matching the Bucs' best home start since at least the 2003-04 season.



CONFERENCE NEWS AND NOTES

• With its 96-94, double-overtime win over Jacksonville on Nov. 21, Western Carolina became one of just 10 Division I schools to erase a 22-point second-half deficit and the only team to do it with under nine minutes remaining in regulation.

• Wofford (30), UNCG (29) and Furman (25) all set school records for wins last season. The Terriers became just the third team to record 30 wins in league history, joining the 1945-46 North Carolina squad and the 1950-51 NC State team.

• ETSU notched 24 wins last season to give the SoCon four teams with 20 wins for the third straight season. The Bucs have reached 20 wins for four straight seasons, becoming the first SoCon team to post four consecutive 20-win seasons since Davidson turned in five straight from 2004-09. ETSU's 100 wins in the last four seasons are a school record over a four-year span.

• Four Southern Conference teams – ETSU, Furman, UNCG and Wofford – earned postseason invites last season, giving the league multiple teams in postseason play for the 11th consecutive year. It marked the ninth time in the last 11 seasons with at least three SoCon teams in postseason play. SoCon regular-season and tournament champion Wofford earned its first-ever NCAA tournament win with a victory over Seton Hall in the first round. UNCG was the No. 1 seed in the NIT and advanced to the second round, while Furman joined the Spartans in the NIT. ETSU hosted a Colleg Insider.com Postseason Tournament contest.

• As a league, the SoCon finished 12th in the final NET rankings last year. Four teams finished in the top 100 in Wofford (14), Furman (58), UNCG (68) and ETSU (90). The first NET rankings this season will be released Dec. 16.

• Wofford entered the 2019-20 campaign riding an 18-game winning streak in regular-season league games after going 18-0 in SoCon play last season. The Terriers posted an overall 21-game winning streak last season that spanned from Dec. 29 to March 21. The streak ended in the second round of the NCAA Championship against No. 2 seed Kentucky.

• Fifth-year ETSU coach Steve Forbes is third in SoCon history in career wins per season, as he has averaged 25.0 in his first four campaigns with the Bucs. Forbes led ETSU to 24 wins in 2015-16, 27 in 2016-17, 25 in 2017-18 and 24 last year. Third-year Furman coach Bob Richey is fifth on that list with an average of 24.0 wins per game, as he led the Paladins to 23 wins in his first season and 25 last year.

• Furman and Wofford appeared in the Associated Press Top 25, each for the first time, last season, giving the SoCon two different ranked teams in a season for the first time since the 1959-60 season.

• SoCon players set two NCAA records last season, with Wofford's Fletcher Magee finishing his career with a Division I-record 509 career 3-pointers and Furman's Jordan Lyons matching the NCAA single-game mark with 15 3-pointers against North Greenville on Nov. 15. Lyons had 54 points in that contest, tied for 10th in a game in league history.

MID-MAJOR TOP 25 (JAN. 27)

The Southern Conference has three teams ranked in the Colleg Insider.com Mid-Major Top 25 poll.

Colleg Insider.com Mid-Major Top 25

Rank	School (1st-place)	Record	Points	LW	Conf.
1.	Gonzaga (31)	21-1	775	1	West Coast
2.	Saint Mary's	18-4	702	5	West Coast
3.	Yale	14-4	696	4	Ivy League
4.	ETSU	18-3	665	6	Southern
5.	Northern Iowa	17-3	664	3	Missouri Valley
6.	UNCG	16-5	572	7	Southern
7.	Liberty	19-3	568	2	ASUN
8.	Furman	17-5	559	8	Southern
9.	Stephen F. Austin	17-3	500	9	Southland
10.	Wright State	18-4	471	10	Horizon
11.	Harvard	13-4	449	13	Ivy League
12.	Akron	16-4	447	16	Mid-American
13.	BYU	15-7	377	11	West Coast
14.	New Mexico State	15-6	315	18	WAC
15.	Colgate	16-5	298	17	Patriot
16.	Kent State	14-6	262	12	Mid-American
17.	Santa Clara	17-5	253	14	West Coast
18.	Bowling Green	15-5	242	21	Mid-American
19.	Murray State	15-5	229	24	Ohio Valley
20.	Vermont	15-6	194	25	America East
21.	Austin Peay	14-7	188	NR	Ohio Valley
22.	San Francisco	15-7	95	19	West Coast
23.	William & Mary	15-7	93	22	Colonial
24.	Winthrop	14-7	61	NR	Big South
25.	Little Rock	15-7	55	NR	Sun Belt

OTHERS RECEIVING VOTES: Loyola 54, Belmont 53, Georgia State 42, Bradley 38, Northern Colorado 27, Pacific 18, South Dakota State 17, Drake 15, Northern Kentucky 15, Delaware 12, Towson 10, **Wofford 8**, Ball State 7, Hawaii 5, Hofstra 5, Oral Roberts 5, Toledo 5, Arkansas State 4, Montana 1, North Florida 1, Southern Illinois 1, Stony Brook 1.

Did you know?

• ETSU's win at LSU on Dec. 18, coupled with Wofford's 68-64 win over then-No. 17 North Carolina on Dec. 14, gave the SoCon two wins over Power 5 schools in the span of four days, a feat the league has now accomplished twice in three seasons. In 2017, UNCG beat NC State 81-76 on Dec. 16, followed by Wofford defeating No. 5 North Carolina 79-75 on Dec. 20.

• Western Carolina guard Mason Faulkner's triple-double against North Carolina A&T on Nov. 12 (13 points, 10 rebounds, 10 assists) was the first by a SoCon player since Chattanooga's Keegan Bell went for 12 points, 10 boards and 10 assists at College of Charleston on Dec. 3, 2011.

• Southern Conference Commissioner Jim Schaus has a familial connection to the Southern Conference, as his father, former Los Angeles Lakers coach Fred Schaus, was the men's basketball coach at West Virginia from 1954-60, earning SoCon Coach of the Year honors four times in that six-year span and still ranking in the top 20 in career wins by a league coach.

SoCON PLAYERS OF THE WEEK

PRESENTED BY **GEICO**

Nov. 12.....	Kaleb Hunter, So., G, UNCG
Nov. 19.....	Mason Faulkner, R-Jr., G, WCU
Nov. 26.....	Mason Faulkner, R-Jr., G, WCU
Dec. 3.....	Clay Mounce, Jr., F, FUR
Dec. 10.....	Carlos Dotson, Sr., F, WCU
Dec. 17.....	Ethan Stair, R-Sr., G, MER
Dec. 24.....	Jeromy Rodriguez, R-Sr., F, ETSU
Jan. 7.....	Jordan Lyons, Sr., G, FUR
Jan. 14.....	Kaelon Harris, Sr., F/G, CIT
Jan. 21.....	Djordje Dimitrijevic, Sr., G, MER
Jan. 28.....	Bo Hodges, Jr., G, ETSU
Feb. 4.....	
Feb. 11.....	
Feb. 18.....	
Feb. 25.....	

SoCON PLAYERS OF THE MONTH

November.....	Ethan Stair, R-Sr., G, MER
December.....	Josh Sharkey, Sr., G, SAM
January.....	
February.....	

GENERAL SHALE SoCON

STUDENT-ATHLETE OF THE WEEK

Dec. 18.....	Ethan Stair, R-Sr., G, MER
Jan. 15.....	Djordje Dimitrijevic, Sr., G, MER

Preseason predictions

ETSU is the preseason favorite to win the 2019-20 Southern Conference men's basketball title in polling of the league's 10 men's basketball coaches and media. UNC Greensboro junior guard Isaiah Miller is the coaches' pick for preseason player of the year.

Preseason Player of the Year

Isaiah Miller, Jr., G, UNCG

Preseason All-Southern Conference Team

Bo Hodges, Jr., G, ETSU
 Jeromy Rodriguez, R-Sr., F, ETSU
 Daivien Williamson, So., G, ETSU
 Jordan Lyons, Sr., G, Furman
 Ross Cummings, Sr., G, Mercer
 James Dickey, R-Sr., F, UNCG
 Isaiah Miller, Jr., G, UNCG
 Josh Sharkey, Sr., G, Samford
 Carlos Dotson, Sr., F, Western Carolina
 Nathan Hoover, Sr., G, Wofford

Coaches poll

Team (1st)	Total	Media poll Team (1st)	Total
1. ETSU (8)	80	1. ETSU (20)	286
2. UNCG (2)	74	2. UNCG (6)	264
3. Furman	61	3. Furman (4)	245
4. Wofford	52	4. Wofford	216
5. Samford	48	5. Samford	169
6. Chattanooga	41	6. Chattanooga	128
7. Western Carolina	38	7. Western Carolina	117
8. Mercer	29	8. Mercer	115
9. The Citadel	16	9. The Citadel	70
10. VMI	11	10. VMI	40

SoCON COACHING RECORDS

Coach, school	Career (yrs.)	School (yrs.)	SoCon (yrs.)
Duggar Baucom, The Citadel	239-274 (17th)	51-96 (5th)	23-77 (6th)
Steve Forbes, ETSU	284-103 (12th)	118-43 (5th)	62-19 (5th)
Bob Richey, Furman	66-24 (3rd)	Same	34-12 (3rd)
Greg Gary, Mercer	27-55 (3rd)	11-11 (1st)	5-4 (1st)
Wes Miller, UNCG	158-122 (9th)	Same	90-58 (9th)
Scott Padgett, Samford	82-107 (6th)	Same	32-67 (6th)
Lamont Paris, Chattanooga	36-51 (3rd)	Same	15-30 (3rd)
Dan Earl, VMI	41-104 (5th)	Same	16-66 (5th)
Mark Prosser, Western Carolina	25-55 (3rd)	20-32 (2nd)	9-18 (2nd)
Jay McAuley, Wofford	14-8 (1st)	Same	6-3 (1st)

SPECIALTY STATS LEADERS

40-point games	Ovr.	SoCon
Jordan Lyons, FUR	1	1

30-point games	Ovr.	SoCon
Jordan Lyons, FUR	2	1
Kaelon Harris, CIT	1	1
Kaiden Rice, CIT	1	1
Djordje Dimitrijevic, MER	1	1
Isaiah Miller, UNCG	1	1
Josh Sharkey, SAM	1	1
Mason Faulkner, WCU	1	1

20-point games	Ovr.	SoCon
Isaiah Miller, UNCG	10	6
Josh Sharkey, SAM	9	5
Mason Faulkner, WCU	9	4
Jordan Lyons, FUR	8	5
Djordje Dimitrijevic, MER	8	6
Kaiden Rice, CIT	5	2
Ethan Stair, MER	5	1
Matt Ryan, UTC	5	2
Brandon Austin, SAM	5	1
Travis Eeve, VMI	5	1
Nathan Hoover, WOF	5	3
Tray Boyd III, ETSU	4	1
Noah Gurley, FUR	4	1
Carlos Dotson, WCU	4	4
Kaelon Harris, CIT	3	1
Bo Hodges, ETSU	3	1
Mike Bothwell, FUR	3	1
Clay Mounce, FUR	3	1
Fletcher Abee, CIT	2	1
Robert Allen, SAM	2	1
Jalen Dupree, SAM	2	1
Garrett Gilkeson, VMI	2	2
Storm Murphy, WOF	2	0
Hayden Brown, CIT	1	0
Rudy Fitzgibbons III, CIT	1	0
Patrick Good, ETSU	1	0
Jeromy Rodriguez, ETSU	1	1
Isaiah Tisdale, ETSU	1	1
Daivien Williamson, ETSU	1	0
Jeff Gary, MER	1	1
Kaleb Hunter, UNCG	1	0
Deandre Thomas, SAM	1	0
David Jean-Baptiste, UTC	1	0
Ramon Vila, UTC	1	1
Kamdyn Curfman, VMI	1	0
Greg Parham, VMI	1	0
Matt Halvorsen, WCU	1	1
Onno Steger, WCU	1	1
Marcus Thomas, WCU	1	0
Isaiah Bigelow, WOF	1	0
Chevez Goodwin, WOF	1	1

15-rebound games	Ovr.	SoCon
Ethan Stair, MER	2	1
Jeromy Rodriguez, ETSU	1	1
Tyler Creammer, VMI	1	0
Carlos Dotson, WCU	1	0

10-rebound games	Ovr.	SoCon
Carlos Dotson, WCU	11	7
Kaelon Harris, CIT	9	3
Ethan Stair, MER	9	2
James Dickey, UNCG	8	5
Jeromy Rodriguez, ETSU	5	1
Robert Allen, SAM	5	3
Jalen Dupree, SAM	4	2
Clay Mounce, FUR	3	1
Maciej Bender, MER	3	2
Mason Faulkner, WCU	3	1
Eddie Davis III, CIT	2	0
Noah Gurley, FUR	2	1
Jalen Slawson, FUR	2	1
Kaleb Hunter, UNCG	2	0
Rod Johnson, UTC	2	1
Tyler Creammer, VMI	2	1
Garrett Gilkeson, VMI	2	2
Jake Stephens, VMI	2	1

Chevez Goodwin, WOF	2	1
Brady Spence, CIT	1	0
Vonnie Paterson, ETSU	1	0
Isaiah Tisdale, ETSU	1	1
Victor Bafutto, MER	1	0
Djordje Dimitrijevic, MER	1	0
Mohammed Abdulsala, UNCG	1	1
Isaiah Miller, UNCG	1	1
Brandon Austin, SAM	1	0
Josh Sharkey, SAM	1	1
Ramon Vila, UTC	1	0
Messiah Jones, WOF	1	1

15-assist games	Ovr.	SoCon
Josh Sharkey, SAM	2	0

10-assist games	Ovr.	SoCon
Josh Sharkey, SAM	5	1
Mason Faulkner, WCU	2	1
Tyson Batiste, CIT	1	0
Djordje Dimitrijevic, MER	1	1

Double-doubles	Ovr.	SoCon
Carlos Dotson, WCU	11	7
Ethan Stair, MER	9	2
Kaelon Harris, CIT	8	3
Robert Allen, SAM	5	3
Jeromy Rodriguez, ETSU	4	2
Josh Sharkey, SAM*	4	2
Mason Faulkner, WCU^	4	2
Clay Mounce, FUR	3	1
Jalen Dupree, SAM	3	1
Eddie Davis III, CIT	2	0
Noah Gurley, FUR	2	1
Maciej Bender, MER	2	1
James Dickey, UNCG	2	1
Kaleb Hunter, UNCG	2	0
Rod Johnson, UTC	2	1
Chevez Goodwin, WOF	2	1
Brady Spence, CIT	1	0
Isaiah Tisdale, ETSU	1	1
Jalen Slawson, FUR	1	1
Victor Bafutto, MER	1	0
Djordje Dimitrijevic, MER	1	0
Isaiah Miller, UNCG	1	1
Tyler Creammer, VMI	1	0
Garrett Gilkeson, VMI	1	1
Jake Stephens, VMI	1	1
Messiah Jones, WOF	1	1

20/15 games	Ovr.	SoCon
Jeromy Rodriguez, ETSU	1	1

20/10 games	Ovr.	SoCon
Carlos Dotson, WCU	4	4
Kaelon Harris, CIT	3	1
Ethan Stair, MER	2	0
Josh Sharkey, SAM^	2	2
Jeromy Rodriguez, ETSU	1	1
Isaiah Tisdale, ETSU	1	1
Robert Allen, SAM	1	1
Garrett Gilkeson, VMI	1	1
Mason Faulkner, WCU	1	1

30/10 games	Ovr.	SoCon
Kaelon Harris, CIT	1	1

Triple-doubles	Ovr.	SoCon
Mason Faulkner, WCU	1	0

* three are points/assists
^ one is points/assists

3-POINTER STREAKS

Seven SoCon student-athletes have streaks of at least 10 games with a made 3-pointer, led by Samford's Brandon Austin's 24-game streak that dates back to last season.

Consecutive games with a 3-pointer

Player, school	'19-20	'18-19	Total
Brandon Austin, SAM, R-Sr.	22	2	24
Djordje Dimitrijevic, MER, Sr.	20	x	20
Matt Halvorsen, WCU, Jr.	19	x	19
Angelo Allegri, UNCG, So.	15	x	15
Ross Cummings, MER, Sr.	6	7	13
Matt Ryan, UTC, Gr.	11	x	11
Greg Parham, VMI, Jr.	10	x	10

NATIONAL/REGIONAL RECOGNITION

Lou Henson Award preseason watch list

Jeromy Rodriguez, R-Sr., F, ETSU
Jordan Lyons, Sr., G, Furman
Isaiah Miller, Jr., G, UNCG

Lou Henson Award midseason watch list

Jeromy Rodriguez, R-Sr., F, ETSU
Jordan Lyons, Sr., G, Furman
Isaiah Miller, Jr., G, UNCG
Josh Sharkey, Sr., G, Samford
Mason Faulkner, R-Jr., G, Western Carolina

Lou Henson Award National Player of the Week

Mason Faulkner, R-Jr., G, WCU
Nov. 25, 2019

Lute Olson Award midseason watch list

Isaiah Miller, Jr., G, UNCG

Senior CLASS Award candidate

Ethan Stair, R-Sr., G, Mercer

NET RANKINGS (AS OF JAN. 31)

67	UNC Greensboro
68	ETSU
93	Furman
134	Wofford
143	Western Carolina
161	Chattanooga
212	Mercer
304	Samford
317	VMI
332	The Citadel

THE SoCon vs. RANKED TEAMS

Wofford's 68-64 win at No. 17 North Carolina on Sunday is the Southern Conference's third road win over a top-25 team in as many seasons and the Terriers' second over a ranked UNC squad in the last three seasons.

Last season, Furman beat No. 8 Villanova and in 2017, Wofford downed then-No. 5 North Carolina. Coincidentally, Villanova and North Carolina were both defending national champions in those games.

Three of the SoCon's nine wins over ranked opponents since 1998 have come within the last two calendar years.

Southern Conference ranked wins since 1997-98

SoCon	Opp.	Score	Date
Wofford	#17 North Carolina	68-64	12/15/19
Furman	#8 Villanova	76-68 (OT)	11/17/18
Wofford	#5 North Carolina	79-75	12/20/17
Col. of Charleston	#21 Baylor	63-59	11/24/12
Davidson	#12 Kansas	80-74	12/19/11
Col. of Charleston	#9 North Carolina	82-79 (OT)	1/4/10
#23 Davidson	#24 Gonzaga	82-76	3/21/08
#23 Davidson	#8 Georgetown	74-70	3/23/08
#23 Davidson	#6 Wisconsin	73-56	3/28/08
Col. of Charleston	#3 North Carolina	66-64	12/5/98

INDIVIDUAL

Coaching wins at a SoCon school

1.	447	Bob McKillip, DAV (1992-14)
2.	299	Mike Young, WOF (2002-19)
3.	243	Mack McCarthy, UTC (1985-97)
	243	Burton Shipley, MD (1923-47)
5.	230	Bill Reinhart, GW (1935-42; 1949-66)
6.	226	Eddie Cameron, Duke (1928-42)
	226	Bobby Cremins, APP (1975-81); CofC (2006-12)
8.	223	Lyles Alley, FUR (1945-49; 1950-66)
9.	213	Les Robinson, CIT (1974-85); ETSU (1985-90)
10.	205	Murray Greason, WF (1935-53)
11.	194	Norman Shepard, UNC (1923-24); DAV (1937-49)
12.	193	Larry Hunter, WCU (2005-18)
13.	187	Everett Case, NCSU (1946-53)
14.	176	Lefty Driesell, DAV (1960-69)
15.	168	Malcolm U. Pitt, RICH (1935-52)
16. 158		Wes Miller, UNCG (2011-present)
17.	148	Herman J. Stegeman, UGA (1921-31)
18.	147	Lester Hooker Jr., RICH (1952-63)
19.	146	Fred Schaus, WVU (1954-60)
20.	145	Steve Cottrell, WCU (1977-87)
	145	John Shulman, UTC (2004-13)
22.	142	Joe Williams, FUR (1970-78)
23.	141	Tom Scott, UNC (1946-52); DAV (1955-60)
24.	139	Ron Shumate, UTC (1972-79)
	139	Tom Apke, APP (1986-96)

Coaching wins per season (min. two seasons)

Avg. Wins		Yrs.	
1.	26.7	187	7
2.	26.0	52	2
3.	25.0	100^	4
4.	24.3	146	6
5.	24.0	48^	2

Everett Case, NCSU 1946-53
Ben Carnevale, UNC 1944-46
Steve Forbes, ETSU 2015-pr.
Fred Schaus, WVU 1954-60
Bob Richey, FUR 2017-pr.

^ Entering 2019-20 season

3-point field goals made

Game		Game	
1.	15	Keith Veney, MAR vs. Morehead*	12/16/96
	15	Jordan Lyons, FUR vs. NGU*	11/15/18
3.	11	Elton Nesbitt, GSU vs. UTC	1/17/05
	11	Fletcher Magee, WOF at UTC	2/17/18
	11	Patrick Good, ETSU at WCU	1/26/19
6.	10	10 times. Last:	
		Jordan Lyons, FUR at VMI	1/1/20

Career

1.	509	Fletcher Magee, WOF*	2015-19
2.	414	Stephen Curry, DAV	2006-09
3.	396	Andrew Goudeock, CofC	2007-11
	396	Francis Alonso, UNCG	2015-19
3.	358	Donald Sims, APP	2007-11
6.	324	Matt Frierson, CIT	2015-pr.
7.	312	Karl Cochran, WOF	2011-15
8.	299	Ian Chadwick, WOF	1997-01
9.	295	Zach Urbanus, CIT	2007-11
10.	278	Jake Robinson, WCU	2006-10
271	Jordan Lyons, FUR	2016-pr.	
268	Nathan Hoover, FUR	2016-pr.	

Blocked shots

Career		Career	
1.	349	Kyle Hines, UNCG	2004-08
2.	308	Rans Brempong, WCU	2001-05
3.	270	Justin Tuoyo, UTC	2014-17
4.	269	George Singleton, FUR	1981-84
5.	238	Jody Lumpkin, CofC	1998-01
6.	220	Jeremy Clayton, APP	2004-08
7.	215	Kirill Misychenko, CIT	1995-98
8.	213	Lucas Troutman, Elon	2010-14
9.	207	James Dickey, UNCG	2016-pr.
10.	202	Lewis Preston, VMI	1990-93

Steals

1.	11	Ali Ton, DAV vs. Tufts	11/29/97
2.	10	Shawn Moore, MAR vs. ETSU	1/29/94
	10	Brandon Born, UTC vs. USC Aiken	11/26/94
	10	Jason Bell, VMI vs. Furman	2/10/98
	10	Zakee Wadood, ETSU vs. Clemson	12/15/03
6.	9	D.J. Thompson, APP vs. UNCG	2/22/07
	9	Stephen Curry, DAV vs. Guilford	11/14/08
9	Isaiah Miller, UNCG vs. Mercer	1/1/20	
9.	8	21 times. Last:	
		Tray Boyd III, ETSU vs. Mars Hill	12/19/19

Career

1.	334	Keith Jennings, ETSU	1988-91
2.	293	D.J. Thompson, APP	2003-06
3.	285	Brigham Waginger, WCU	2006-10
4.	261	Josh Sharkey, SAM	2016-pr.
5.	250	Derek Rucker, DAV	1985-88
6.	247	Tyson Patterson, APP	1996-00
7.	246	Zakee Wadood, ETSU	2001-02
8.	240	Jason Bell, VMI	1995-98
9.	236	Ricky Hickman, UNCG	2003-07
	236	Rodney Peel, APP	1988-92
210	Isaiah Miller, UNCG	2017-pr.	

Assists

Career		Career	
1.	983	Keith Jennings, ETSU	1988-91
2.	701	Greg White, MAR	1978-81
3.	694	Josh Sharkey, SAM	2016-pr.
4.	668	Guilherme Da Luz, FUR	2000-03
5.	663	Jason Richards, DAV	2004-08

* NCAA record

Points scored

Points scored		(SoCon career rank)	
1,432	Nathan Hoover, Wofford, Sr.		
1,429	Josh Sharkey, Samford, Sr.		
1,397	Jordan Lyons, Furman, Sr.		
1,252	Isaiah Miller, UNCG, Jr.		
1,053	Ethan Stair, Mercer, R-Sr.		

Points scored per game (min. 800 points)

13.46	Isaiah Miller, UNCG, Jr.
12.01	Josh Sharkey, Samford, Sr.
11.55	Nathan Hoover, Wofford, Sr.
11.36	Jordan Lyons, Furman, Sr.
10.89	Ross Cummings, Mercer, Sr.

Field-goal percentage (min. 240 made)

.607	Carlos Dotson, Western Carolina, Sr.
.540	James Dickey, UNCG, Sr.
.522	Clay Mounce, Furman, Jr.
.499	Bo Hodges, ETSU, Jr.
.498	Isaiah Miller, UNCG, Jr.

3-point field goals made

271	Jordan Lyons, Furman, Sr.
268	Nathan Hoover, Wofford, Sr.
194	Matt Halvorsen, Western Carolina, Jr.
173	Ross Cummings, Mercer, Sr.
163	Kaiden Rice, The Citadel, Jr.

3-point field-goal percentage (min. 120 made)

.426	Storm Murphy, Wofford, Jr.
.419	Brandon Austin, Samford, R-Sr.
.404	Ross Cummings, Mercer, Sr.
.385	Nathan Hoover, Wofford, Sr.
.385	Onno Steger, Western Carolina, Sr.

Free-throw percentage (min. 110 made)

.889	Nathan Hoover, Wofford, Sr.
.855	Matt Halvorsen, Western Carolina, Jr.
.854	Myron Gordon, Samford, Sr.
.818	Djordje Dimitrijevic, Mercer, Sr.
.801	Ross Cummings, Mercer, Sr.

Rebounds

960	James Dickey, UNCG, Sr.
553	Ethan Stair, Mercer, R-Sr.
501	Garrett Gilkeson, VMI, Sr.
479	Jeremy Rodriguez, ETSU, R-Sr.
479	Tyler Creammer, VMI, Sr.

Rebounds per game (min. 280 rebounds)

9.98	Jeremy Rodriguez, ETSU, R-Sr.
9.36	Carlos Dotson, Western Carolina, Sr.
8.07	James Dickey, UNCG, Jr.
7.64	Robert Allen, Samford, So.
5.21	Kaelon Harris, The Citadel, Sr.

Blocked shots

207	James Dickey, UNCG, Sr.	(9)
102	Kyrin Galloway, UNCG, Sr.	
63	Bo Hodges, ETSU, Jr.	
63	Clay Mounce, Furman, Jr.	
54	Robert Allen, Samford, So.	

Steals

261	Josh Sharkey, Samford, Sr.	(4)
210	Isaiah Miller, UNCG, Jr.	
129	Garrett Gilkeson, VMI, Sr.	
109	Ethan Stair, Mercer, R-Sr.	
106	Jordan Lyons, Furman, Sr.	

Assists

694	Josh Sharkey, Samford, Sr.	(3)
309	Storm Murphy, Wofford, Jr.	
233	Garrett Gilkeson, VMI, Sr.	
222	Alex Hunter, Furman, Jr.	
190	Isaiah Miller, UNCG, Jr.	

Assists per game (min. 150 assists)

5.83	Josh Sharkey, Samford, Sr.
3.47	Storm Murphy, Wofford, Jr.
2.95	Isaiah Tisdale, ETSU, Sr.
2.49	Alex Hunter, Furman, Jr.
2.16	Greg Parham, VMI, Jr.

America East (1-0)

12/18 UNCG 54, Vermont 53

American Athletic (0-3)

11/5 East Carolina 80, VMI 68
 11/21 South Florida 69, Wofford 55
 12/2 South Florida 65, Furman 55

ASUN (7-1)

11/11 Mercer 74, Kennesaw State 62
 11/15 Mercer 84, FGCU 68
 11/16 North Alabama 61, Samford 55
 11/21 Western Carolina 96, Jacksonville 94 (2OT)
 11/24 Western Carolina 70, Stetson 64
 12/4 UNCG 72, Kennesaw State 54
 (Fleming Gym; Greensboro, N.C.)
 12/7 VMI 88, Stetson 61
 12/22 Wofford 83, Kennesaw State 70

Atlantic 10 (0-2)

11/26 St. Bonaventure 56, Mercer 51
 12/4 Duquesne 71, VMI 58

Atlantic Coast (1-7)

11/15 Florida State 79, Western Carolina 74
 11/20 Florida State 89, Chattanooga 53
 12/11 Virginia Tech 63, Chattanooga 58
 12/15 NC State 80, UNCG 77
 12/15 Wofford 68, #17 North Carolina 64
 12/19 #4 Duke 86, Wofford 57
 12/21 Virginia Tech 64, VMI 55
 12/22 NC State 83, The Citadel 63

Big 12 (0-2)

11/8 #3 Kansas 74, UNCG 62
 11/19 #4 Kansas 75, ETSU 63

Big East (1-4)

11/6 St. John's 109, Mercer 79
 11/16 Butler 80, Wofford 61
 11/30 UNCG 65, Georgetown 61
 12/18 Xavier 74, Western Carolina 61
 12/21 Georgetown 99, Samford 71

Big Sky (1-2)

11/15 Idaho 68, VMI 67
 (Jonesboro, Ark.)
 11/16 Montana State 67, UNCG 66
 (Fleming Gym; Greensboro, N.C.)
 11/24 ETSU 70, Southern Utah 58

Big South (12-4)

11/5 Furman 70, Gardner-Webb 63
 11/9 UNC Asheville 91, The Citadel 76
 11/9 Western Carolina 71, Gardner-Webb 59
 11/9 Wofford 89, High Point 61
 11/11 Presbyterian 80, VMI 77 (OT)
 11/12 Furman 91, Charleston Southern 47
 11/14 ETSU 61, Winthrop 58
 11/16 Campbell 87, The Citadel 73
 12/7 UNCG 60, Radford 58
 12/7 Western Carolina 78, UNC Asheville 77
 12/7 Wofford 81, Gardner-Webb 77
 12/8 Furman 84, USC Upstate 72
 12/14 Furman 80, Winthrop 73
 (Bon Secours Wellness Arena; Greenville, S.C.)
 12/19 The Citadel 102, Longwood 99 (3OT)
 12/21 Chattanooga 68, UNC Asheville 64
 12/29 USC Upstate 91, VMI 82

Big Ten (0-1)

11/20 Illinois 85, The Citadel 57

Big West (1-1)

11/17 VMI 89, UC Davis 84 (2OT)
 (Jonesboro, Ark.)
 12/15 Hawaii 94, Samford 73

Colonial (2-1)

11/12 William & Mary 80, Wofford 79
 11/26 Furman 97, Elon 61
 12/16 Mercer 72, UNCW 63

Conference USA (0-2)

11/30 Louisiana Tech 78, Samford 57
 12/22 Florida Atlantic 65, Mercer 50

Horizon (3-0)

11/23 Mercer 72, UIC 68
 12/21 ETSU 80, Cleveland State 55
 12/21 UNCG 67, Northern Kentucky 50
 (Fleming Gym; Greensboro, N.C.)

Metro Atlantic Athletic (2-2)

11/8 Marist 58, VMI 56
 11/19 Samford 70, Manhattan 57
 11/23 The Citadel 79, Marist 75
 12/1 Canisius 76, Mercer 66
 (Boca Raton, Fla.)

Mid-Eastern Athletic (5-0)

11/5 UNCG 83, North Carolina A&T 50
 11/12 Western Carolina 90, North Carolina A&T 64
 11/23 ETSU 98, Delaware State 66
 11/26 Wofford 67, Maryland Eastern Shore 42
 12/2 Wofford 77, North Carolina Central 59

Missouri Valley (1-0)

11/8 Furman 87, Loyola-Chicago 63

Non-Division I (25-0)

11/5 Wofford 86, Erskine 63
 11/6 ETSU 79, Newberry 50
 11/7 Samford 68, Kentucky Wesleyan 42
 11/8 Mercer 84, Columbia International 76
 11/11 UNCG 109, Averett 51
 11/13 Samford 102, UVa-Wise 64
 11/15 Furman 83, Southern Wesleyan 61
 11/20 VMI 96, Christendom 20
 11/22 Furman 90, Columbia International 45
 11/26 The Citadel 90, Brevard 47
 11/26 VMI 98, Goucher 32
 11/27 Western Carolina 78, Bryan 54
 12/3 Samford 97, Auburn-Montgomery 64
 12/7 The Citadel 108, Carver 40
 12/8 Chattanooga 99, Tennessee Wesleyan 51
 12/10 The Citadel 129, Piedmont 83
 12/11 Furman 90, North Greenville 65
 12/11 VMI 78, Ferrum 60
 12/13 Wofford 112, North Greenville 66
 12/15 ETSU 97, Milligan 41
 12/28 Western Carolina 108, Piedmont 47
 12/28 Mercer 104, Milligan 52
 12/28 UNCG 106, William Peace 34
 12/29 Chattanooga 72, Cumberland 42
 12/29 ETSU 117, Mars Hill 48

Ohio Valley (6-3)

11/5 Morehead State 90, Samford 86 (2OT)
 11/5 Eastern Kentucky 79, Chattanooga 68
 11/9 Chattanooga 59, Tennessee State 57
 11/9 ETSU 92, UT Martin 75
 11/11 Belmont 95, Samford 63
 11/15 UNCG 64, Tennessee Tech 30
 (Fleming Gym; Greensboro, N.C.)
 11/19 The Citadel 74, Southeast Missouri 69
 11/30 Chattanooga 63, Jacksonville State 60
 (Niceville, Fla.)

America East.....	1-0
American Athletic.....	0-3
ASUN.....	7-1
Atlantic 10.....	0-2
Atlantic Coast.....	1-7
Big 12.....	0-2
Big East.....	1-4
Big Sky.....	1-2
Big South.....	12-4
Big Ten.....	0-1
Big West.....	1-1
Colonial.....	2-1
Conference USA.....	0-2
Horizon.....	3-0
Metro Atlantic Athletic.....	2-2
Mid-Eastern Athletic.....	5-0
Missouri Valley.....	1-0
Non-Division I.....	25-0
Ohio Valley.....	6-3
Patriot.....	0-1
Southeastern.....	1-7
Southland.....	1-0
Southwestern Athletic.....	1-0
Summit.....	0-2
Sun Belt.....	8-3
Total.....	79-48
Home.....	52-10
Away.....	23-35
Neutral.....	4-3
vs. Top 25.....	1-5

12/21 Western Carolina 89, Tennessee Tech 76

Patriot (0-1)

12/2 Holy Cross 81, Mercer 67
 (Boca Raton, Fla.)

Southeastern (1-7)

11/5 Georgia 91, Western Carolina 72
 11/12 Georgia 95, The Citadel 86
 11/18 Missouri 75, Wofford 56
 11/19 Alabama 81, Furman 73
 11/25 #17 Tennessee 58, Chattanooga 46
 12/5 #14 Auburn 81, Furman 78 (OT)
 12/18 Alabama 105, Samford 87
 (Legacy Arena; Birmingham, Ala.)
 12/18 ETSU 74, LSU 63

Southland (1-0)

12/7 Samford 113, Houston Baptist 90

Southwestern Athletic (1-0)

11/29 Chattanooga 74, Alabama State 56
 (Niceville, Fla.)

Summit (0-2)

11/27 South Dakota State 86, Samford 77
 12/7 North Dakota State 78, ETSU 68

Sun Belt (8-3)

11/12 Chattanooga 74, Troy 68
 11/14 Arkansas State 71, VMI 56
 11/15 Chattanooga 90, South Alabama 72
 11/18 UNCG 55, Appalachian State 41
 11/19 Georgia Southern 98, Mercer 88
 11/23 Samford 72, Troy 60
 11/26 ETSU 78, Appalachian State 69
 11/27 Furman 58, UT Arlington 57
 (Elon, N.C.)
 11/30 ETSU 67, Little Rock 63
 12/7 Georgia State 73, Mercer 61
 12/15 Chattanooga 84, Troy 80 (OT)



The Citadel
(6-14, 0-9 SoCon)

N9	UNC ASHEVILLE (ESPN3)	L, 76-91
N12	at Georgia (SEC Network+)	L, 86-95
N16	CAMPBELL (ESPN3)	L, 73-87
N19	at Southeast Missouri (ESPN+)	W, 74-69
N20	at Illinois# (Big Ten Network)	L, 57-85
N23	at Marist (ESPN+)	W, 79-75
N26	BREVARD# (ESPN+)	W, 90-47
D4	*ETSU (ESPN+)	L, 84-96
D7	CARVER (ESPN3)	W, 108-40
D10	PIEDMONT (ESPN3)	W, 129-83
D19	at Longwood (ESPN+)	W, 102-99 (3OT)
D22	at NC State (ACC Network)	L, 63-83
J1	*at Samford (ESPN+)	L, 68-69
J4	*WESTERN CAROLINA (ESPN+)	L, 82-86
J11	*at Wofford (ESPN3)	L, 71-73
J15	*UNCG (ESPN+)	L, 69-79
J18	*at VMI (ESPN+)	L, 79-88
J22	*at Chattanooga (ESPN+)	L, 69-92
J25	*FURMAN (ESPN3)	L, 54-78
J29	*WOFFORD (ESPN+)	L, 56-79
F1	*at Mercer (Nexstar/ESPN3)	4:30 p.m.
F5	*at UNCG (ESPN3)	7 p.m.
F8	*VMI (ESPN+)	1 p.m.
F12	*at ETSU (ESPN+)	7 p.m.
F15	*SAMFORD (Nexstar/ESPN3)	1 p.m.
F19	*CHATTANOOGA (ESPN+)	7 p.m.
F22	*at Western Carolina (ESPN3)	7:30 p.m.
F26	*MERCER (ESPN3)	7 p.m.
F29	*at Furman (Nexstar/ESPN+)	4 p.m.
M6-9	at SoCon Championship (Asheville, N.C.)	

- Illinois Classic (campus sites)



ETSU
(18-4, 7-2 SoCon)

N6	NEWBERRY (ESPN+)	W, 79-50
N9	at UT Martin (ESPN+)	W, 92-75
N14	WINTHROP (ESPN+)	W, 61-58
N19	at No. 4 Kansas# (ESPN+)	L, 63-75
N23	DELAWARE STATE# (ESPN3)	W, 98-66
N24	SOUTHERN UTAH# (ESPN+)	W, 70-58
N26	APPALACHIAN STATE (ESPN+)	W, 78-69
N30	at Little Rock (ESPN+)	W, 67-63
D4	*at The Citadel (ESPN+)	W, 96-84
D7	at North Dakota State (ESPN+)	L, 68-78
D15	MILLIGAN (ESPN3)	W, 97-41
D18	at LSU (SEC Network)	W, 74-63
D21	CLEVELAND STATE (ESPN3)	W, 80-55
D29	MARS HILL (ESPN3)	W, 117-48
J1	*WOFFORD (ESPN+)	W, 49-48
J4	*at Furman (ESPN3)	L, 56-65
J8	*at UNCG (ESPN+)	W, 64-57
J11	*VMI (Nexstar/ESPN3)	W, 61-55
J15	*SAMFORD (ESPN+)	W, 88-63
J18	*at Western Carolina (Nexstar/ESPN+)	W, 85-66
J25	*CHATTANOOGA (ESPN+)	W, 75-64
J29	*MERCER (ESPN+)	L, 55-71
F1	*UNCG (ESPN+)	4 p.m.
F5	*at Chattanooga (ESPN+)	7 p.m.
F8	*at Mercer (ESPN+)	4:30 p.m.
F12	*THE CITADEL (ESPN+)	7 p.m.
F15	*at VMI (ESPN+)	1 p.m.
F19	*FURMAN (ESPN+)	7 p.m.
F22	*at Samford (ESPN+)	3 p.m.
F26	*at Wofford (ESPN+)	7 p.m.
F29	*WESTERN CAROLINA (ESPN+)	4 p.m.
M6-9	at SoCon Championship (Asheville, N.C.)	

- Maui Jim Maui Invitational (campus sites)



Furman
(18-5, 8-2 SoCon)

N5	at Gardner-Webb (ESPN+)	W, 70-63
N8	LOYOLA CHICAGO (ESPN3)	W, 87-63
N12	at Charleston Southern (ESPN+)	W, 91-47
N15	SOUTHERN WESLEYAN# (ESPN3)	W, 83-61
N19	at Alabama# (SEC Network+)	L, 73-81
N22	COLUMBIA INTERNATIONAL (ESPN3)	W, 90-45
N26	at Elon# (FloHoops)	W, 97-61
N27	vs. UT Arlington^	W, 58-57
D2	at South Florida (ESPN3)	L, 55-65
D5	at No. 14 Auburn (SEC Network)	L, 78-81 (OT)
D8	USC UPSTATE (ESPN+)	W, 84-72
D11	NORTH GREENVILLE (ESPN3)	W, 90-65
D14	WINTHROP& (ESPN+)	W, 80-73
D20	*at Mercer (ESPN3)	W, 64-62
J1	*at VMI (ESPN+)	W, 89-73
J4	*ETSU (ESPN3)	W, 65-56
J8	*at Chattanooga (ESPN+)	W, 73-66
J11	*UNCG& (ESPN3)	L, 73-86
J15	*WESTERN CAROLINA (ESPN+)	W, 83-79
J17	*at Wofford (ESPN+)	L, 52-66
J22	*SAMFORD (ESPN+)	W, 101-78
J25	*at The Citadel (ESPN3)	W, 78-54
J29	*VMI (ESPN+)	W, 74-72 (OT)
F5	*MERCER (ESPN+)	7 p.m.
F8	*at Western Carolina (ESPN+)	2 p.m.
F12	*at Samford (ESPN+)	7:30 p.m.
F15	*CHATTANOOGA (ESPN3)	4 p.m.
F19	*at ETSU (ESPN+)	7 p.m.
F22	*WOFFORD& (Nexstar/ESPN+)	12 p.m.
F26	*at UNCG (ESPN+)	7 p.m.
F29	*THE CITADEL (Nexstar/ESPN+)	4 p.m.
M6-9	at SoCon Championship (Asheville, N.C.)	

- Bad Boy Mowers Battle 4 Atlantis (campus sites)

^ - Bad Boy Mowers Battle 4 Atlantis (Elon, N.C.)

& - Bon Secours Wellness Arena (Greenville, S.C.)



Mercer
(11-11, 5-4 SoCon)

N6	at St. John's (FS1)	L, 79-109
N8	COLUMBIA INTERNATIONAL (ESPN3)	W, 84-76
N11	KENNESAW STATE (ESPN+)	W, 74-62
N15	FGCU (ESPN3)	W, 84-68
N19	at Georgia Southern (ESPN+)	L, 88-98
N23	at UIC# (ESPN+)	W, 72-68
N26	at St. Bonaventure# (ESPN+)	L, 51-56
D1	vs. Canisius^ (CUSA.TV)	L, 66-76
D2	vs. Holy Cross^ (CUSA.TV)	L, 67-81
D7	GEORGIA STATE (ESPN+)	L, 61-73
D16	at UNCW (FloHoops)	W, 72-63
D20	*FURMAN (ESPN3)	L, 62-64
D22	FLORIDA ATLANTIC (ESPN+)	L, 50-65
D28	MILLIGAN (ESPN3)	W, 104-52
J1	*at UNCG (ESPN+)	L, 63-72
J4	*CHATTANOOGA (ESPN3)	L, 61-70
J11	*at Western Carolina (ESPN+)	L, 71-79
J15	*VMI (ESPN+)	W, 73-62
J18	*at Samford (ESPN3)	W, 90-75
J22	*WESTERN CAROLINA (ESPN+)	W, 83-79
J25	*at VMI (Nexstar/ESPN3)	W, 69-66
J29	*at ETSU (ESPN+)	W, 71-55
F1	*THE CITADEL (Nexstar/ESPN3)	4:30 p.m.
F5	*at Furman (ESPN+)	7 p.m.
F8	*ETSU (ESPN+)	4:30 p.m.
F12	*at Wofford (ESPN+)	7 p.m.
F15	*UNCG (ESPN3)	4:30 p.m.
F19	*SAMFORD (ESPN+)	7 p.m.
F22	*at Chattanooga (ESPN3)	4:30 p.m.
F26	*at The Citadel (ESPN3)	7 p.m.
F29	*WOFFORD (ESPN+)	4:30 p.m.
M6-9	at SoCon Championship (Asheville, N.C.)	

- Boca Raton Beach Classic (campus sites)

^ - Boca Raton Beach Classic (Boca Raton, Fla.)



UNC Greensboro
(16-5, 6-2 SoCon)

N5	North Carolina A&T (ESPN3)	W, 83-50
N8	at No. 3 Kansas (ESPN3)	L, 62-74
N11	AVERETT# (ESPN+)	W, 109-51
N15	TENNESSEE TECH#^ (ESPN3)	W, 64-30
N16	MONTANA STATE#^ (ESPN3)	L, 66-67
N18	APPALACHIAN STATE# (ESPN+)	W, 55-41
N24	*VMI (ESPN+)	W, 74-63
N30	at Georgetown (FS2)	W, 65-61
D4	KENNESAW STATE^ (ESPN+)	W, 72-54
D7	at Radford (ESPN+)	W, 60-58
D15	NC STATE (ESPN+)	L, 77-80
D18	at Vermont (ESPN+)	W, 54-53
D21	NORTHERN KENTUCKY^ (ESPN+)	W, 67-50
D28	WILLIAM PEACE (ESPN3)	W, 106-34
J1	*MERCER (ESPN+)	W, 72-63
J4	*at Wofford (Nexstar/ESPN+)	L, 92-98 (2OT)
J8	*ETSU (ESPN+)	L, 57-64
J11	*at Furman& (ESPN3)	W, 86-73
J15	*at The Citadel (ESPN+)	W, 79-69
J18	*CHATTANOOGA (ESPN+)	W, 72-52
J25	*at Samford (ESPN3)	W, 70-63
J29	*at Western Carolina (ESPN+)	W, 72-58
F1	*at ETSU (ESPN+)	4 p.m.
F5	*THE CITADEL (ESPN3)	7 p.m.
F9	*SAMFORD (ESPN+)	1 p.m.
F12	*WESTERN CAROLINA (ESPN+)	7 p.m.
F15	*at Mercer (ESPN3)	4:30 p.m.
F19	*WOFFORD (ESPN+)	7 p.m.
F22	*at VMI (ESPN+)	1 p.m.
F26	*FURMAN (ESPN+)	7 p.m.
F29	*at Chattanooga (ESPN+)	4:30 p.m.
M6-9	at SoCon Championship (Asheville, N.C.)	

- Spartan Invitational

^ - Fleming Gymnasium (Greensboro, N.C.)


& - Bon Secours Wellness Arena (Greenville, S.C.)



Samford
(8-15, 2-7 SoCon)

N5	at Morehead State (ESPN+)	L, 86-90 (2OT)
N7	KENTUCKY WESLEYAN (ESPN+)	W, 68-42
N11	at Belmont (ESPN+)	L, 63-95
N13	UVA-WISE (ESPN3)	W, 102-64
N16	at North Alabama (ESPN+)	L, 55-61
N19	MANHATTAN (ESPN+)	W, 70-57
N23	TROY (ESPN3)	W, 72-60
N27	at South Dakota State (ESPN3)	L, 77-86
N30	at Louisiana Tech (CUSA.TV)	L, 57-78
D3	AUBURN-MONTGOMERY (ESPN3)	W, 97-94
D7	at Houston Baptist	W, 113-90
D15	at Hawaii (Spectrum Sports)	L, 73-94
D18	ALABAMA# (ESPN+)	L, 87-105
D21	at Georgetown (FS1)	L, 71-99
J1	*THE CITADEL (ESPN+)	W, 69-68
J4	*at VMI (ESPN+)	W, 78-75
J8	*WOFFORD (ESPN+)	L, 62-67
J11	*at Chattanooga (ESPN3)	L, 67-105
J15	*at ETSU (ESPN+)	L, 63-88
J18	*MERCER (ESPN3)	L, 75-90
J22	*at Furman (ESPN+)	L, 78-101
J25	*UNCG (ESPN3)	L, 63-70
J29	*CHATTANOOGA (ESPN+)	L, 84-92
F1	*at Wofford (ESPN3)	7 p.m.
F5	*WESTERN CAROLINA (ESPN3)	7:30 p.m.
F9	*at UNCG (ESPN+)	1 p.m.
F12	*FURMAN (ESPN+)	7:30 p.m.
F15	*at The Citadel (Nexstar/ESPN3)	1 p.m.
F19	*at Mercer (ESPN+)	7 p.m.
F22	*ETSU (ESPN+)	3 p.m.
F26	*at Western Carolina (ESPN+)	7 p.m.
F29	*VMI (ESPN3)	5 p.m.
M6-9	at SoCon Championship (Asheville, N.C.)	


- Legacy Arena at Birmingham-Jefferson Convention Complex (Birmingham, Ala.)



Chattanooga
(14-8, 5-4 SoCon)

N5	at Eastern Kentucky (ESPN+)	L, 68-79
N9	TENNESSEE STATE (SDN)	W, 59-57
N12	at Troy (ESPN+)	W, 74-68
N15	SOUTH ALABAMA (SDN)	W, 90-72
N20	at Florida State# (Fox Sports South/ACCNE)	L, 53-89
N25	at No. 17 Tennessee# (SEC Network)	L, 46-58
N29	vs. Alabama State^ (EmeraldCoast.TV)	W, 74-56
N30	vs. Jacksonville State^ (EmeraldCoast.TV)	W, 63-60
D3	*at Western Carolina (ESPN3)	L, 77-87
D8	TENNESSEE WESLEYAN (ESPN3)	W, 99-51
D11	at Virginia Tech (ACC Network)	L, 58-63
D15	TROY (ESPN+)	W, 84-80 (OT)
D21	at UNC Asheville (ESPN+)	W, 68-64
D29	CUMBERLAND (ESPN3)	W, 72-42
J4	*at Mercer (ESPN3)	W, 70-61
J8	*FURMAN (ESPN+)	L, 66-73
J11	*SAMFORD (ESPN3)	W, 105-67
J15	*WOFFORD (ESPN+)	W, 72-59
J18	*at UNCG (ESPN+)	L, 52-72
J22	*THE CITADEL (ESPN+)	W, 92-69
J25	*at ETSU (ESPN+)	L, 64-75
J29	*at Samford (ESPN+)	W, 92-84
F1	*WESTERN CAROLINA (ESPN3)	2 p.m.
F5	*ETSU (ESPN+)	7 p.m.
F8	*at Wofford (Nexstar/ESPN+)	7 p.m.
F12	*VMI (ESPN+)	7 p.m.
F15	*at Furman (ESPN3)	4 p.m.
F19	*at The Citadel (ESPN+)	7 p.m.
F22	*MERCER (ESPN3)	4:30 p.m.
F26	*at VMI (ESPN+)	7 p.m.
F29	*UNCG (ESPN+)	4:30 p.m.
M6-9	at SoCon Championship (Asheville, N.C.)	


- Emerald Coast Classic (campus sites)
^ - Emerald Coast Classic (Niceville, Fla.)



VMI
(6-17, 1-9 SoCon)


N5	at East Carolina (ESPN3)	L, 68-80
N8	MARIST (ESPN3)	L, 56-58
N11	PRESBYTERIAN (ESPN+)	L, 77-80 (OT)
N14	at Arkansas State# (ESPN+)	L, 56-71
N15	vs. Idaho^	L, 67-68*
N17	vs. UC Davis^	W, 89-84 (2OT)
N20	CHRISTENDOM# (ESPN3)	W, 96-20
N24	*at UNCG (ESPN+)	L, 63-74
N26	GOUCHER (ESPN3)	W, 98-32
D4	at Duquesne (ESPN+)	L, 58-71
D7	STETSON (ESPN+)	W, 88-61
D11	FERRUM (ESPN3)	W, 78-60
D21	at Virginia Tech (ACC Network)	L, 55-64
D29	at USC Upstate (ESPN+)	L, 82-91
J1	*FURMAN (ESPN+)	L, 73-89
J4	*SAMFORD (ESPN+)	L, 75-78
J8	*WESTERN CAROLINA (ESPN3)	L, 85-97
J11	*at ETSU (Nexstar/ESPN3)	L, 55-61
J15	*at Mercer (ESPN+)	L, 62-73
J18	*THE CITADEL (ESPN+)	W, 88-79
J22	*at Wofford (ESPN+)	L, 54-66
J25	*MERCER (Nexstar/ESPN3)	L, 66-69
J29	*at Furman (ESPN+)	L, 72-74 (OT)
F5	*WOFFORD (ESPN+)	7 p.m.
F8	*at The Citadel (ESPN+)	1 p.m.
F12	*at Chattanooga (ESPN+)	7 p.m.
F15	*ETSU (ESPN+)	1 p.m.
F19	*at Western Carolina (ESPN+)	7 p.m.
F22	*UNCG (ESPN+)	1 p.m.
F26	*CHATTANOOGA (ESPN+)	7 p.m.
F29	*at Samford (ESPN3)	5 p.m.
M6-9	at SoCon Championship (Asheville, N.C.)	

- Red Wolves Classic (campus sites)
^ - Red Wolves Classic (Jonesboro, Ark.)



Western Carolina
(13-7, 5-4 SoCon)

N5	at Georgia (SEC Network+)	L, 72-91
N9	GARDNER-WEBB (ESPN3)	W, 71-59
N12	NORTH CAROLINA A&T (ESPN+)	W, 90-64
N15	at Florida State (Fox Sports South/ACCNE)	L, 74-79
N21	at Jacksonville (ESPN+)	W, 96-94 (2OT)
N24	at Stetson (ESPN+)	W, 70-64
N27	BRYAN (SDN)	W, 78-54
D3	*CHATTANOOGA (ESPN3)	W, 87-77
D7	UNC ASHEVILLE (Nexstar/ESPN3)	W, 78-77
D18	at Xavier (FS1)	L, 61-74
D21	at Tennessee Tech (ESPN+)	W, 89-76
D28	PIEDMONT (SDN)	W, 108-47
J4	*at The Citadel (ESPN+)	W, 86-82
J8	*at VMI (ESPN3)	W, 97-85
J11	*MERCER (ESPN+)	W, 79-71
J15	*at Furman (ESPN+)	L, 79-83
J18	*ETSU (Nexstar/ESPN+)	L, 66-85
J22	*at Mercer (ESPN+)	L, 79-83
J25	*WOFFORD (ESPN3)	W, 81-72
J29	*UNCG (ESPN+)	L, 58-72
F1	*at Chattanooga (ESPN3)	2 p.m.
F5	*at Samford (ESPN3)	7:30 p.m.
F8	*FURMAN (ESPN+)	2 p.m.
F12	*at UNCG (ESPN+)	7 p.m.
F15	*at Wofford (ESPN+)	7 p.m.
F19	*VMI (ESPN+)	7 p.m.
F22	*THE CITADEL (ESPN3)	7:30 p.m.
F26	*SAMFORD (ESPN+)	7 p.m.
F29	*at ETSU (ESPN+)	4 p.m.
M6-9	at SoCon Championship (Asheville, N.C.)	



Wofford
(14-8, 6-3 SoCon)

N5	ERSKINE (ESPN3)	W, 86-63
N9	HIGH POINT (SDN)	W, 89-61
N12	WILLIAM & MARY (ESPN+)	L, 79-80
N16	at Butler# (FS2)	L, 61-80
N18	at Missouri# (SEC Network+)	L, 56-75
N21	at South Florida (ESPN3)	L, 55-69
N26	at Maryland Eastern Shore#	W, 67-42
D2	NORTH CAROLINA CENTRAL (ESPN+)	W, 77-59
D7	GARDNER-WEBB (ESPN3)	W, 81-77
D13	NORTH GREENVILLE (ESPN3)	W, 112-66
D15	at No. 17 North Carolina (ACC Network)	W, 68-64
D19	at No. 4 Duke (ESPN2)	L, 57-86
D22	at Kennesaw State (ESPN+)	W, 83-70
J1	*at ETSU (ESPN+)	L, 48-49
J4	*UNCG (Nexstar/ESPN+)	W, 98-92 (2OT)
J8	*at Samford (ESPN+)	W, 67-762
J11	*THE CITADEL (ESPN3)	W, 73-71
J15	*at Chattanooga (ESPN+)	L, 59-72
J17	*FURMAN (ESPN3)	W, 66-52
J22	*VMI (ESPN+)	W, 66-54
J25	*at Western Carolina (ESPN3)	L, 72-81
J29	*at The Citadel (ESPN+)	W, 79-56
F1	*SAMFORD (ESPN3)	7 p.m.
F5	*at VMI (ESPN+)	7 p.m.
F8	*CHATTANOOGA (Nexstar/ESPN+)	7 p.m.
F12	*MERCER (ESPN+)	7 p.m.
F15	*WESTERN CAROLINA (ESPN+)	7 p.m.
F19	*at UNCG (ESPN+)	7 p.m.
F22	*at Furman& (Nexstar/ESPN+)	12 p.m.
F26	*ETSU (ESPN+)	7 p.m.
F29	*at Mercer (ESPN+)	4:30 p.m.
M6-9	at SoCon Championship (Asheville, N.C.)	

- Hall of Fame Classic (campus sites)
& - Bon Secours Wellness Arena (Greenville, S.C.)

Southern Conference men's basketball media relations information

<p>The Citadel (CitadelSports.com) Milledge Austin (maustin7@citadel.edu) Office: 843-953-6567</p> <p>ETSU (ETSUBucs.com) Kevin Brown (brownk@etsu.edu) Office: 423-439-5263</p> <p>Furman (FurmanPaladins.com) Jordan Caskey (jordan.caskey@furman.edu) Office: 864-294-3065</p> <p>Mercer (MercerBears.com) Travis Rae (rae_tj@mercer.edu) Office: 478-301-5219</p> <p>UNCG (UNCGSpartans.com) Mark Pinkerton (mdpinker@uncg.edu) Office: 757-812-1926</p> <p>Samford (SamfordSports.com) Joey Mullins (jimmulli1@samford.edu) Office: 205-726-2799</p>	<p>Chattanooga (GoMocs.com) Jim Horten (jameshorten@utc.edu) Office: 423-425-2350</p> <p>VMI (VMIKeydets.com) Wade Branner (brannerwh@vmi.edu) Office: 540-464-7515</p> <p>Western Carolina (CatamountSports.com) Steven Grandy (sgrandy@email.wcu.edu) Office: 828-227-2655</p> <p>Wofford (WoffordTerriers.com) Phil Marcello (marcellopr@wofford.edu) Office: 864-597-4092</p> <p>Southern Conference (SoConSports.com) Phil Perry (pperry@socon.org) Office: 864-591-5100 // Cell: 864-525-5174</p>
---	--

2019-20 Southern Conference
CONFERENCE BASKETBALL STATISTICS
Through games of Jan 31, 2020 (All games)

SCORING OFFENSE	G	W-L	Pts	Avg/G
1. Western Carolina	20	13-7	1599	79.9
2. The Citadel	20	6-14	1569	78.4
3. Furman	23	18-5	1788	77.7
4. ETSU	22	18-4	1673	76.0
5. Samford	23	8-15	1730	75.2
6. UNC Greensboro	22	17-5	1614	73.4
7. Wofford	22	14-8	1599	72.7
8. Chattanooga	22	14-8	1598	72.6
9. Mercer	22	11-11	1597	72.6
10. VMI	23	6-17	1661	72.2

SCORING DEFENSE	G	Pts	Avg/G
1. UNC Greensboro	22	1306	59.4
2. ETSU	22	1372	62.4
3. Furman	23	1526	66.3
4. Wofford	22	1481	67.3
5. Chattanooga	22	1486	67.5
6. VMI	23	1600	69.6
7. Mercer	22	1569	71.3
8. Western Carolina	20	1491	74.6
9. The Citadel	20	1594	79.7
10. Samford	23	1841	80.0

SCORING MARGIN	G	Offense	Defense	Margin
1. UNC Greensboro	22	73.4	59.4	+14.0
2. ETSU	22	76.0	62.4	+13.7
3. Furman	23	77.7	66.3	+11.4
4. Western Carolina	20	79.9	74.6	+5.4
5. Wofford	22	72.7	67.3	+5.4
6. Chattanooga	22	72.6	67.5	+5.1
7. VMI	23	72.2	69.6	+2.7
8. Mercer	22	72.6	71.3	+1.3
9. The Citadel	20	78.4	79.7	-1.2
10. Samford	23	75.2	80.0	-4.8

FREE THROW PCT	G	FTM	FTA	Pct.
1. Wofford	22	234	317	.738
2. Mercer	22	261	358	.729
3. VMI	23	232	322	.720
4. Samford	23	334	464	.720
5. The Citadel	20	273	389	.702
6. Furman	23	265	380	.697
7. Western Carolina	20	293	421	.696
8. Chattanooga	22	236	348	.678
9. ETSU	22	316	470	.672
10. UNC Greensboro	22	218	340	.641

FIELD GOAL PERCENTAGE	G	FGM	FGA	Pct.
1. Furman	23	650	1362	.477
2. Western Carolina	20	550	1169	.470
3. ETSU	22	595	1273	.467
4. Wofford	22	574	1250	.459
5. Mercer	22	586	1285	.456
6. Chattanooga	22	584	1289	.453
7. Samford	23	621	1383	.449
8. The Citadel	20	551	1267	.435
9. UNC Greensboro	22	603	1396	.432
10. VMI	23	592	1387	.427

FIELD GOAL PCT DEFENSE	G	FGM	FGA	Pct.
1. UNC Greensboro	22	445	1089	.409
2. ETSU	22	491	1171	.419
3. Mercer	22	559	1292	.433
4. Wofford	22	525	1213	.433
5. Western Carolina	20	539	1238	.435
6. Chattanooga	22	555	1260	.440
7. The Citadel	20	580	1314	.441
8. VMI	23	566	1282	.441
9. Furman	23	577	1306	.442
10. Samford	23	671	1496	.449

3-POINT FG PCT	G	3FGM	3FGA	Pct.
1. Western Carolina	20	206	544	.379
2. Mercer	22	164	445	.369
3. Chattanooga	22	194	536	.362
4. Wofford	22	217	606	.358
5. VMI	23	245	691	.355
6. Furman	23	223	634	.352
7. Samford	23	154	444	.347
8. ETSU	22	167	503	.332
9. The Citadel	20	194	590	.329
10. UNC Greensboro	22	190	602	.316

3-POINT FG PCT DEFENSE	G	3FGM	3FGA	Pct.
1. ETSU	22	122	427	.286
2. Western Carolina	20	140	475	.295
3. Furman	23	156	522	.299
4. Chattanooga	22	133	431	.309
5. The Citadel	20	174	559	.311
6. Wofford	22	170	527	.323
7. UNC Greensboro	22	144	440	.327
8. Mercer	22	165	502	.329
9. VMI	23	170	498	.341
10. Samford	23	235	683	.344

REBOUNDING OFFENSE	G	Rebounds	Avg/G
1. Western Carolina	20	760	38.0
2. UNC Greensboro	22	816	37.1
3. The Citadel	20	741	37.0
4. Samford	23	848	36.9
5. ETSU	22	797	36.2
6. Mercer	22	794	36.1
7. Chattanooga	22	791	36.0
8. VMI	23	819	35.6
9. Furman	23	746	32.4
10. Wofford	22	678	30.8

REBOUNDING DEFENSE	G	Rebounds	Avg/G
1. Wofford	22	700	31.8
2. ETSU	22	702	31.9
3. Mercer	22	708	32.2
4. UNC Greensboro	22	734	33.4
5. Chattanooga	22	735	33.4
6. Western Carolina	20	672	33.6
7. Furman	23	785	34.1
8. VMI	23	810	35.2
9. Samford	23	886	38.5
10. The Citadel	20	772	38.6

2019-20 Southern Conference
CONFERENCE BASKETBALL STATISTICS
Through games of Jan 31, 2020 (All games)

REBOUNDING MARGIN	G	Team	Avg.	Opp.	Avg.	Margin
1. Western Carolina	20	760	38.0	672	33.6	+4.4
2. ETSU	22	797	36.2	702	31.9	+4.3
3. Mercer	22	794	36.1	708	32.2	+3.9
4. UNC Greensboro	22	816	37.1	734	33.4	+3.7
5. Chattanooga	22	791	36.0	735	33.4	+2.5
6. VMI	23	819	35.6	810	35.2	+0.4
7. Wofford	22	678	30.8	700	31.8	-1.0
8. The Citadel	20	741	37.0	772	38.6	-1.5
9. Samford	23	848	36.9	886	38.5	-1.7
10. Furman	23	746	32.4	785	34.1	-1.7

BLOCKED SHOTS	G	No.	Avg/G
1. ETSU	22	88	4.0
2. UNC Greensboro	22	87	4.0
3. Samford	23	72	3.1
4. Mercer	22	63	2.9
5. Furman	23	65	2.8
6. Wofford	22	61	2.8
7. The Citadel	20	51	2.6
8. VMI	23	55	2.4
9. Western Carolina	20	33	1.7
10. Chattanooga	22	33	1.5

ASSISTS	G	No.	Avg/G
1. VMI	23	376	16.3
2. The Citadel	20	311	15.6
3. Furman	23	351	15.3
4. Chattanooga	22	327	14.9
5. Western Carolina	20	295	14.8
6. ETSU	22	309	14.0
7. Mercer	22	305	13.9
8. Wofford	22	293	13.3
9. UNC Greensboro	22	274	12.5
10. Samford	23	275	12.0

STEALS	G	No.	Avg/G
1. UNC Greensboro	22	216	9.8
2. ETSU	22	197	9.0
3. Furman	23	187	8.1
4. The Citadel	20	145	7.3
5. VMI	23	163	7.1
6. Samford	23	158	6.9
7. Mercer	22	149	6.8
8. Wofford	22	126	5.7
9. Western Carolina	20	107	5.4
10. Chattanooga	22	104	4.7

TURNOVER MARGIN	G	Team	Avg.	Opp.	Avg.	Margin
1. UNC Greensboro	22	257	11.7	419	19.0	+7.4
2. Furman	23	272	11.8	372	16.2	+4.3
3. ETSU	22	267	12.1	361	16.4	+4.3
4. Wofford	22	256	11.6	289	13.1	+1.5
5. VMI	23	288	12.5	317	13.8	+1.3
6. Chattanooga	22	275	12.5	272	12.4	-0.1
7. The Citadel	20	316	15.8	301	15.1	-0.8
8. Samford	23	365	15.9	340	14.8	-1.1
9. Western Carolina	20	292	14.6	258	12.9	-1.7
10. Mercer	22	332	15.1	290	13.2	-1.9

ASSIST/TURNOVER RATIO	G	Ast.	Avg.	T/O	Avg.	Ratio
1. VMI	23	376	16.3	288	12.5	1.3
2. Furman	23	351	15.3	272	11.8	1.3
3. Chattanooga	22	327	14.9	275	12.5	1.2
4. ETSU	22	309	14.0	267	12.1	1.2
5. Wofford	22	293	13.3	256	11.6	1.1
6. UNC Greensboro	22	274	12.5	257	11.7	1.1
7. Western Carolina	20	295	14.8	292	14.6	1.0
8. The Citadel	20	311	15.6	316	15.8	1.0
9. Mercer	22	305	13.9	332	15.1	0.9
10. Samford	23	275	12.0	365	15.9	0.8

OFFENSIVE REBOUNDS	G	No.	Avg/G
1. UNC Greensboro	22	289	13.1
2. ETSU	22	252	11.5
3. VMI	23	247	10.7
4. Samford	23	246	10.7
5. Western Carolina	20	204	10.2
6. Mercer	22	222	10.1
7. Chattanooga	22	214	9.7
8. The Citadel	20	193	9.7
9. Furman	23	188	8.2
10. Wofford	22	168	7.6

DEFENSIVE REBOUNDS	G	No.	Avg/G
1. Western Carolina	20	556	27.8
2. The Citadel	20	548	27.4
3. Chattanooga	22	577	26.2
4. Samford	23	602	26.2
5. Mercer	22	572	26.0
6. VMI	23	572	24.9
7. ETSU	22	545	24.8
8. Furman	23	558	24.3
9. UNC Greensboro	22	527	24.0
10. Wofford	22	510	23.2

DEFENSIVE REB PCT.	G	D-Reb	Opp. OR	D-Reb%
1. Chattanooga	22	577	179	.763
2. UNC Greensboro	22	527	184	.741
3. Western Carolina	20	556	195	.740
4. Wofford	22	510	186	.733
5. ETSU	22	545	199	.733
6. Furman	23	558	208	.728
7. Mercer	22	572	216	.726
8. VMI	23	572	219	.723
9. The Citadel	20	548	214	.719
10. Samford	23	602	294	.672

OFFENSIVE REB PCT.	G	O-Reb	Opp. DR	O-Reb%
1. UNC Greensboro	22	289	550	.344
2. ETSU	22	252	503	.334
3. Mercer	22	222	492	.311
4. Western Carolina	20	204	477	.300
5. VMI	23	247	591	.295
6. Samford	23	246	592	.294
7. Chattanooga	22	214	556	.278
8. The Citadel	20	193	558	.257
9. Wofford	22	168	514	.246
10. Furman	23	188	577	.246

2019-20 Southern Conference
CONFERENCE BASKETBALL STATISTICS
Through games of Jan 31, 2020 (All games)

3-POINT FG MADE	G	No.	Avg/G
1. VMI	23	245	10.7
2. Western Carolina	20	206	10.3
3. Wofford	22	217	9.9
4. The Citadel	20	194	9.7
5. Furman	23	223	9.7
6. Chattanooga	22	194	8.8
7. UNC Greensboro	22	190	8.6
8. ETSU	22	167	7.6
9. Mercer	22	164	7.5
10. Samford	23	154	6.7

2019-20 Southern Conference
CONFERENCE BASKETBALL STATISTICS
Through games of Jan 31, 2020 (All games)

Team	Conference	Pct.	PF	PA	Overall	Pct.	PF	PA	Current unbeaten streak
Furman	8-2	.800	75.2	69.2	18-5	.783	77.7	66.3	Mercer -- 5
ETSU	7-2	.778	69.9	63.7	18-4	.818	76.0	62.4	UNC Greensboro -- 5
UNC Greensboro	7-2	.778	74.9	67.0	17-5	.773	73.4	59.4	Furman -- 3
Wofford	6-3	.667	69.8	65.4	14-8	.636	72.7	67.3	Wofford -- 1
Western Carolina	5-4	.556	79.1	79.1	13-7	.650	79.9	74.6	Chattanooga -- 1
Chattanooga	5-4	.556	76.7	71.9	14-8	.636	72.6	67.5	
Mercer	5-4	.556	71.7	69.1	11-11	.500	72.6	71.3	
Samford	2-7	.222	71.0	84.0	8-15	.348	75.2	80.0	
VMI	1-9	.100	69.3	76.0	6-17	.261	72.2	69.6	
The Citadel	0-9	.000	70.2	82.2	6-14	.300	78.4	79.7	

TEAM SUMMARIES	G	PF-PA	Avg score	Margin	FG-FGA	Pct.	3FG-FGA	Pct.	FT-FTA	Pct.	RebF	RebA	Margin
Chattanooga	22	1598-1486	72.6-67.5	+5.1	584-1289	.453	194-536	.362	236-348	.678	791	735	+2.5
ETSU	22	1673-1372	76.0-62.4	+13.7	595-1273	.467	167-503	.332	316-470	.672	797	702	+4.3
Furman	23	1788-1526	77.7-66.3	+11.4	650-1362	.477	223-634	.352	265-380	.697	746	785	-1.7
Mercer	22	1597-1569	72.6-71.3	+1.3	586-1285	.456	164-445	.369	261-358	.729	794	708	+3.9
Samford	23	1730-1841	75.2-80.0	-4.8	621-1383	.449	154-444	.347	334-464	.720	848	886	-1.7
The Citadel	20	1569-1594	78.4-79.7	-1.2	551-1267	.435	194-590	.329	273-389	.702	741	772	-1.5
UNC Greensboro	22	1614-1306	73.4-59.4	+14.0	603-1396	.432	190-602	.316	218-340	.641	816	734	+3.7
VMI	23	1661-1600	72.2-69.6	+2.7	592-1387	.427	245-691	.355	232-322	.720	819	810	+0.4
Western Carolina	20	1599-1491	79.9-74.6	+5.4	550-1169	.470	206-544	.379	293-421	.696	760	672	+4.4
Wofford	22	1599-1481	72.7-67.3	+5.4	574-1250	.459	217-606	.358	234-317	.738	678	700	-1.0

ATTENDANCE	Home	Average	Away	Average	Neutral	Average	Total	Average
Chattanooga	9-22986	2554	11-57852	5259	2-345	172	22-81183	3690
ETSU	13-57239	4403	9-39552	4395	0-0	0	22-96791	4400
Furman	11-23859	2169	11-35644	3240	1-0	0	23-59503	2587
Mercer	10-23564	2356	10-24133	2413	2-0	0	22-47697	2168
Samford	11-11251	1023	12-29446	2454	0-0	0	23-40697	1769
The Citadel	10-7800	780	10-45567	4557	0-0	0	20-53367	2668
UNC Greensboro	13-45277	3483	9-37628	4181	0-0	0	22-82905	3768
VMI	11-15144	1377	10-27170	2717	2-204	102	23-42518	1849
Western Carolina	10-20743	2074	10-36765	3676	0-0	0	20-57508	2875
Wofford	10-17315	1732	12-49379	4115	0-0	0	22-66694	3032
Totals	108-245178	2270	104-383136	3684	7-549	78	219-628863	2872

2019-20 Southern Conference
INDIVIDUAL BASKETBALL STATISTICS
Through games of Jan 31, 2020 (All games)

To be ranked, a player must appear in at least 75.0% of their team's games.

SCORING							REBOUNDING							
	Cl	G	FG	3FG	FT	Pts	Avg/G		Cl	G	Off	Def	Total	Avg/G
1. Josh Sharkey-SAM	Sr	20	121	28	107	377	18.9	1. Carlos Dotson-WCU	Sr	19	51	124	175	9.2
2. Isaiah Miller-UNCG	Jr	22	170	22	49	411	18.7	2. Ethan Stair-MER	Sr	22	40	160	200	9.1
3. Mason Faulkner-WCU	Jr	20	109	46	99	363	18.2	3. James Dickey-UNCG	Sr	22	65	132	197	9.0
4. Djordje Dimitrijevic-MER	Sr	21	122	50	85	379	18.0	4. Kaelon Harris-CIT	Sr	19	37	112	149	7.8
5. Jordan Lyons-FUR	Sr	23	121	60	90	392	17.0	5. Jalen Dupree-SAM	Sr	23	61	99	160	7.0
6. Ethan Stair-MER	Sr	22	126	46	51	349	15.9	6. Robert Allen-SAM	So	22	40	107	147	6.7
7. Nathan Hoover-WOF	Sr	22	106	53	62	327	14.9	7. Clay Mounce-FUR	Jr	23	45	100	145	6.3
8. Matt Ryan-UTC	Sr	22	109	56	51	325	14.8	8. Chevez Goodwin-WOF	Jr	22	50	84	134	6.1
9. Carlos Dotson-WCU	Sr	19	106	0	60	272	14.3	9. Garrett Gilkeson-VMI	Sr	23	34	98	132	5.7
10. Noah Gurley-FUR	So	23	125	14	61	325	14.1	10. Bo Hodges-ETSU	Jr	22	33	93	126	5.7
11. Brandon Austin-SAM	Sr	22	108	58	36	310	14.1	11. Eddie Davis III-CIT	Sr	20	34	79	113	5.7
12. Clay Mounce-FUR	Jr	23	117	45	36	315	13.7	Mason Faulkner-WCU	Jr	20	14	99	113	5.7
13. Kaiden Rice-CIT	Jr	20	94	60	25	273	13.7	13. Ramon Vila-UTC	Jr	22	53	70	123	5.6
14. Kaelon Harris-CIT	Sr	19	84	17	74	259	13.6	14. Lucas N'Guessan-ETSU	Sr	22	33	87	120	5.5
15. Bo Hodges-ETSU	Jr	22	115	12	53	295	13.4	15. Jalen Slawson-FUR	So	23	33	89	122	5.3
16. Robert Allen-SAM	So	22	114	18	44	290	13.2	16. Tyler Creammer-VMI	Sr	23	47	73	120	5.2
17. David Jean-Baptiste-UTC	Jr	22	105	40	36	286	13.0	17. Maciej Bender-MER	Jr	22	37	73	110	5.0
18. Tray Boyd III-ETSU	Sr	22	97	47	36	277	12.6	Rod Johnson-UTC	Jr	21	20	85	105	5.0
19. Travis Eeve-VMI	Fr	23	99	55	34	287	12.5	19. Noah Gurley-FUR	So	23	30	82	112	4.9
20. Storm Murphy-WOF	Jr	21	98	42	24	262	12.5	20. Isaiah Miller-UNCG	Jr	22	47	60	107	4.9
21. Ramon Vila-UTC	Jr	22	116	1	29	262	11.9							
22. Jalen Dupree-SAM	Sr	23	99	10	60	268	11.7							
23. Fletcher Abee-CIT	Fr	20	77	51	28	233	11.7							
24. Matt Halvorsen-WCU	Jr	20	67	58	31	223	11.2							
25. Onno Steger-WCU	Sr	20	70	45	33	218	10.9							
26. Chevez Goodwin-WOF	Jr	22	105	0	29	239	10.9							
27. Garrett Gilkeson-VMI	Sr	23	75	33	54	237	10.3							
28. Mike Bothwell-FUR	So	23	89	36	22	236	10.3							
29. Kamdyn Curfman-VMI	Fr	23	77	60	15	229	10.0							
30. Kaleb Hunter-UNCG	So	17	59	9	34	161	9.5							

FIELD GOAL PCT						ASSISTS				
	Cl	G	FGM	FGA	Pct.		Cl	G	No.	Avg/G
1. Chevez Goodwin-WOF	Jr	22	105	167	.629	1. Josh Sharkey-SAM	Sr	20	153	7.7
2. Carlos Dotson-WCU	Sr	19	106	170	.624	2. Mason Faulkner-WCU	Jr	20	128	6.4
3. Ramon Vila-UTC	Jr	22	116	187	.620	3. Tyson Batiste-CIT	Sr	20	120	6.0
4. James Dickey-UNCG	Sr	22	75	134	.560	4. Garrett Gilkeson-VMI	Sr	23	81	3.5
5. Noah Gurley-FUR	So	23	125	225	.556	5. Alex Hunter-FUR	Jr	23	77	3.3
6. Jalen Dupree-SAM	Sr	23	99	182	.544	6. Djordje Dimitrijevic-MER	Sr	21	66	3.1
7. Mike Bothwell-FUR	So	23	89	172	.517	7. Storm Murphy-WOF	Jr	21	62	3.0
8. Bo Hodges-ETSU	Jr	22	115	225	.511	8. Isaiah Tisdale-ETSU	Sr	22	64	2.9
9. Clay Mounce-FUR	Jr	23	117	230	.509	Isaiah Miller-UNCG	Jr	22	64	2.9
10. Kaleb Hunter-UNCG	So	17	59	120	.492	10. Greg Parham-VMI	Jr	22	60	2.7
11. Josh Sharkey-SAM	Sr	20	121	250	.484	11. Bo Hodges-ETSU	Jr	22	57	2.6
12. Ethan Stair-MER	Sr	22	126	261	.483	12. Maurice Commander-UTC	So	21	53	2.5
Storm Murphy-WOF	Jr	21	98	203	.483	13. David Jean-Baptiste-UTC	Jr	22	53	2.4
14. Travis Eeve-VMI	Fr	23	99	214	.463	14. Daivien Williamson-ETSU	So	22	51	2.3
15. Daivien Williamson-ETSU	So	22	68	149	.456	15. Jordan Lyons-FUR	Sr	23	52	2.3

2019-20 Southern Conference
INDIVIDUAL BASKETBALL STATISTICS
Through games of Jan 31, 2020 (All games)

FREE THROW PCT					
	Cl	G	FTM	FTA	Pct.
1. Nathan Hoover-WOF	Sr	22	62	65	.954
2. Matt Ryan-UTC	Sr	22	51	59	.864
3. Ethan Stair-MER	Sr	22	51	60	.850
4. Djordje Dimitrijevic-MER	Sr	21	85	101	.842
5. Jordan Lyons-FUR	Sr	23	90	109	.826
6. Jalen Dupree-SAM	Sr	23	60	75	.800
7. Garrett Gilkeson-VMI	Sr	23	54	68	.794
8. Josh Sharkey-SAM	Sr	20	107	138	.775
9. Mason Faulkner-WCU	Jr	20	99	130	.762
10. Kaleb Hunter-UNCG	So	17	34	45	.756
11. Lucas N'Guessan-ETSU	Sr	22	54	74	.730
12. Kaelon Harris-CIT	Sr	19	74	102	.725
13. Noah Gurley-FUR	So	23	61	89	.685
14. Myles Lewis-VMI	Jr	23	48	72	.667
15. Bo Hodges-ETSU	Jr	22	53	87	.609

STEALS				
	Cl	G	No.	Avg/G
1. Josh Sharkey-SAM	Sr	20	58	2.9
2. Isaiah Miller-UNCG	Jr	22	58	2.6
3. Isaiah Tisdale-ETSU	Sr	22	39	1.8
4. Djordje Dimitrijevic-MER	Sr	21	36	1.7
5. Clay Mounce-FUR	Jr	23	39	1.7
6. Bo Hodges-ETSU	Jr	22	34	1.5
7. Garrett Gilkeson-VMI	Sr	23	34	1.5
8. Tray Boyd III-ETSU	Sr	22	32	1.5
Patrick Good-ETSU	Jr	22	32	1.5
10. Jordan Lyons-FUR	Sr	23	32	1.4
11. Travis Eeve-VMI	Fr	23	31	1.3
12. Mason Faulkner-WCU	Jr	20	26	1.3
13. Tyson Batiste-CIT	Sr	20	25	1.3
14. Fletcher Abee-CIT	Fr	20	24	1.2
15. Brandon Austin-SAM	Sr	22	26	1.2

3-POINT FG PCT					
	Cl	G	3FG	FGA	Pct.
1. Jonathan Scott-UTC	Sr	22	24	51	.471
2. Matt Halvorsen-WCU	Jr	20	58	133	.436
3. Onno Steger-WCU	Sr	20	45	104	.433
4. Brandon Austin-SAM	Sr	22	58	136	.426
5. Storm Murphy-WOF	Jr	21	42	99	.424
6. Djordje Dimitrijevic-MER	Sr	21	50	122	.410
7. Mike Bothwell-FUR	So	23	36	88	.409
Isaiah Bigelow-WOF	Fr	22	27	66	.409
9. Josh Sharkey-SAM	Sr	20	28	69	.406
10. Trevor Stumpe-WOF	Sr	22	33	82	.402
11. Clay Mounce-FUR	Jr	23	45	113	.398
12. Keyshaun Langley-UNCG	Fr	22	28	72	.389
13. Travis Eeve-VMI	Fr	23	55	143	.385
14. Kamdyn Curfman-VMI	Fr	23	60	157	.382
15. Daivien Williamson-ETSU	So	22	26	70	.371

3-POINT FG MADE				
	Cl	G	3FG	Avg/G
1. Kaiden Rice-CIT	Jr	20	60	3.0
2. Matt Halvorsen-WCU	Jr	20	58	2.9
3. Brandon Austin-SAM	Sr	22	58	2.6
4. Jordan Lyons-FUR	Sr	23	60	2.6
Kamdyn Curfman-VMI	Fr	23	60	2.6
6. Fletcher Abee-CIT	Fr	20	51	2.6
7. Matt Ryan-UTC	Sr	22	56	2.5
8. Nathan Hoover-WOF	Sr	22	53	2.4
9. Travis Eeve-VMI	Fr	23	55	2.4
10. Djordje Dimitrijevic-MER	Sr	21	50	2.4
11. Mason Faulkner-WCU	Jr	20	46	2.3
12. Onno Steger-WCU	Sr	20	45	2.3
13. Tray Boyd III-ETSU	Sr	22	47	2.1
14. Ethan Stair-MER	Sr	22	46	2.1
15. Storm Murphy-WOF	Jr	21	42	2.0
Kyrin Galloway-UNCG	Sr	17	34	2.0

BLOCKED SHOTS				
	Cl	G	No.	Avg/G
1. James Dickey-UNCG	Sr	22	38	1.7
2. Kyrin Galloway-UNCG	Sr	17	29	1.7
3. Chevez Goodwin-WOF	Jr	22	27	1.2
4. Lucas N'Guessan-ETSU	Sr	22	26	1.2
5. Robert Allen-SAM	So	22	24	1.1
6. Jalen Dupree-SAM	Sr	23	25	1.1
7. Maciej Bender-MER	Jr	22	23	1.0
8. Messiah Jones-WOF	Fr	22	22	1.0
Brady Spence-CIT	Fr	17	17	1.0
10. Bo Hodges-ETSU	Jr	22	20	0.9
11. Jake Stephens-VMI	So	23	18	0.8
Clay Mounce-FUR	Jr	23	18	0.8
Jalen Slawson-FUR	So	23	18	0.8
14. Noah Gurley-FUR	So	23	14	0.6
15. Logan Dye-SAM	So	23	12	0.5

ASSIST/TURNOVER RATIO					
	Cl	G	Ast.	T/O	Ratio
1. Alex Hunter-FUR	Jr	23	77	24	3.2
2. Garrett Gilkeson-VMI	Sr	23	81	30	2.7
3. Tyson Batiste-CIT	Sr	20	120	60	2.0
4. Mason Faulkner-WCU	Jr	20	128	71	1.8
5. Josh Sharkey-SAM	Sr	20	153	118	1.3
6. Djordje Dimitrijevic-MER	Sr	21	66	57	1.2

2019-20 Southern Conference
INDIVIDUAL BASKETBALL STATISTICS
Through games of Jan 31, 2020 (All games)

OFFENSIVE REBOUNDS	Cl	G	No.	Avg/G
1. James Dickey-UNCG	Sr	22	65	3.0
2. Carlos Dotson-WCU	Sr	19	51	2.7
3. Jalen Dupree-SAM	Sr	23	61	2.7
4. Ramon Vila-UTC	Jr	22	53	2.4
5. Chevez Goodwin-WOF	Jr	22	50	2.3
6. Isaiah Miller-UNCG	Jr	22	47	2.1
7. Tyler Creammer-VMI	Sr	23	47	2.0
8. Clay Mounce-FUR	Jr	23	45	2.0
9. Kaelon Harris-CIT	Sr	19	37	1.9
10. Messiah Jones-WOF	Fr	22	41	1.9
11. Ethan Stair-MER	Sr	22	40	1.8
Robert Allen-SAM	So	22	40	1.8
13. Eddie Davis III-CIT	Sr	20	34	1.7
14. Maciej Bender-MER	Jr	22	37	1.7
15. Mohammed Abdulsalam-UNCG	So	21	32	1.5

DEFENSIVE REBOUNDS	Cl	G	No.	Avg/G
1. Ethan Stair-MER	Sr	22	160	7.3
2. Carlos Dotson-WCU	Sr	19	124	6.5
3. James Dickey-UNCG	Sr	22	132	6.0
4. Kaelon Harris-CIT	Sr	19	112	5.9
5. Mason Faulkner-WCU	Jr	20	99	5.0
6. Robert Allen-SAM	So	22	107	4.9
7. Clay Mounce-FUR	Jr	23	100	4.3
8. Jalen Dupree-SAM	Sr	23	99	4.3
9. Garrett Gilkeson-VMI	Sr	23	98	4.3
10. Bo Hodges-ETSU	Jr	22	93	4.2
11. Rod Johnson-UTC	Jr	21	85	4.0
12. Lucas N'Guessan-ETSU	Sr	22	87	4.0
13. Eddie Davis III-CIT	Sr	20	79	4.0
14. Nathan Hoover-WOF	Sr	22	86	3.9
15. Jalen Slawson-FUR	So	23	89	3.9

MINUTES PLAYED	Cl	G	No.	Avg/G
1. Josh Sharkey-SAM	Sr	20	697	34.8
2. Ethan Stair-MER	Sr	22	762	34.6
3. Mason Faulkner-WCU	Jr	20	682	34.1
4. Djordje Dimitrijevic-MER	Sr	21	712	33.9
5. Nathan Hoover-WOF	Sr	22	740	33.6
6. Matt Halvorsen-WCU	Jr	20	661	33.0
7. Jordan Lyons-FUR	Sr	23	759	33.0
8. Robert Allen-SAM	So	22	719	32.7
9. Brandon Austin-SAM	Sr	22	711	32.3
10. Garrett Gilkeson-VMI	Sr	23	742	32.3

2019-20 Southern Conference
Conference Team Highs
Through games of Jan 31, 2020 (All games)

TEAM HIGHS (highest totals made by)

Points	129	The Citadel vs Piedmont (12/10/19)
	117	ETSU vs Mars Hill (12/29/19)
	113	Samford at Houston Baptist (12/07/19)
	112	Wofford vs North Greenville (12/13/19)
	109	UNC Greensboro vs Averett (11/11/19)
Margin	76 (96-20)	VMI vs Christendom (11/20/19)
	72 (106-34)	UNC Greensboro vs William Peace (12/28/19)
	69 (117-48)	ETSU vs Mars Hill (12/29/19)
	68 (108-40)	The Citadel vs Carver (12/07/19)
	66 (98-32)	VMI vs Goucher (11/26/19)
Field goals made	46	The Citadel vs Piedmont (12/10/19)
	44	ETSU vs Mars Hill (12/29/19)
	43	Western Carolina vs Piedmont (12/28/19)
	41	Samford vs UVa-Wise (11/13/19)
	41	Mercer vs Milligan (12/28/19)
Field goal attempts	80	The Citadel vs Piedmont (12/10/19)
	79	Samford at Morehead State (11/05/19)
	79	Mercer vs Milligan (12/28/19)
	79	ETSU vs Mars Hill (12/29/19)
	78	UNC Greensboro at Wofford (01/04/20)
Field goal percentage	.698 (37-53)	VMI vs Christendom (11/20/19)
	.661 (39-59)	Wofford vs North Greenville (12/13/19)
	.649 (37-57)	Samford at Houston Baptist (12/07/19)
	.644 (38-59)	Furman vs Columbia Int'l (11/22/19)
	.643 (27-42)	Mercer at ETSU (01/29/20)
3-Pt FG made	19	Wofford vs North Greenville (12/13/19)
	18	VMI vs Stetson (12/07/19)
	17	Furman at Elon (11/26/19)
	17	VMI vs Goucher (11/26/19)
	17	Chattanooga vs Samford (01/11/20)
	17	Furman vs Samford (01/22/20)
3-Pt FG attempts	45	The Citadel at NC State (12/22/19)
	45	UNC Greensboro at Wofford (01/04/20)
	41	Furman at Alabama (11/19/19)
	41	The Citadel at Longwood (12/19/19)
	40	VMI vs Goucher (11/26/19)
	40	Wofford at North Carolina (12/15/19)
3-Pt percentage	.619 (13-21)	Samford at Houston Baptist (12/07/19)
	.615 (16-26)	VMI vs Christendom (11/20/19)
	.600 (9-15)	The Citadel vs UNC Asheville (11/09/19)
	.600 (6-10)	Mercer at UNC Greensboro (01/01/20)
	.594 (19-32)	Wofford vs North Greenville (12/13/19)
Free throws made	28	ETSU vs Delaware State (11/23/19)
	26	Samford at Houston Baptist (12/07/19)
	26	ETSU at UNC Greensboro (01/08/20)
	26	Western Carolina vs Mercer (01/11/20)
	25	Samford vs Mercer (01/18/20)
Free throw attempts	36	ETSU vs Delaware State (11/23/19)
	35	Western Carolina vs Mercer (01/11/20)
	34	Western Carolina at Jacksonville (11/21/19)
	33	ETSU at UNC Greensboro (01/08/20)
	32	Samford at Morehead State (11/05/19)
	32	Western Carolina vs Gardner-Webb (11/09/19)
	32	Samford at Houston Baptist (12/07/19)
	32	VMI vs Ferrum (12/11/19)

	32	ETSU vs Mars Hill (12/29/19)
Free throw percentage	1.000 (13-13)	Wofford vs William & Mary (11/12/19)
	1.000 (6-6)	VMI vs Christendom (11/20/19)
	1.000 (6-6)	Wofford at Samford (01/08/20)
	1.000 (5-5)	VMI vs Samford (01/04/20)
	1.000 (4-4)	Chattanooga vs Wofford (01/15/20)
Rebounds	57	The Citadel vs Carver (12/07/19)
	56	ETSU vs Mars Hill (12/29/19)
	53	The Citadel vs Brevard (11/26/19)
	52	Samford vs Auburn Montgomery (12/03/19)
	50	Western Carolina vs Piedmont (12/28/19)
Assists	30	Furman vs Samford (01/22/20)
	29	Chattanooga vs Tennessee Wesleyan (12/08/19)
	28	Chattanooga vs Samford (01/11/20)
	27	Wofford vs North Greenville (12/13/19)
	26	Chattanooga at Samford (01/29/20)
Steals	23	UNC Greensboro vs William Peace (12/28/19)
	20	ETSU vs Milligan (12/15/19)
	18	Samford vs Auburn Montgomery (12/03/19)
	17	VMI vs Goucher (11/26/19)
	17	Mercer vs Milligan (12/28/19)
	17	ETSU vs Mars Hill (12/29/19)
	17	UNC Greensboro vs Mercer (01/01/20)
	17	UNC Greensboro at The Citadel (01/15/20)
Blocked shots	8	UNC Greensboro vs Averett (11/11/19)
	8	The Citadel vs Brevard (11/26/19)
	8	UNC Greensboro vs Kennesaw State (12/04/19)
	7	Samford at Morehead State (11/05/19)
	7	ETSU vs Newberry (11/06/19)
	7	ETSU at UT Martin (11/09/19)
	7	Wofford vs High Point (11/09/19)
	7	UNC Greensboro vs Appalachian State (11/18/19)
	7	ETSU vs Delaware State (11/23/19)
	7	Mercer at Samford (01/18/20)
Turnovers	32	The Citadel vs UNC Greensboro (01/15/20)
	26	Samford vs Troy (11/23/19)
	24	Mercer at St. John's (11/06/19)
	24	Mercer at UNC Greensboro (01/01/20)
	22	The Citadel at Georgia (11/12/19)
	22	VMI at Virginia Tech (12/21/19)
	22	Western Carolina at Tennessee Tech (12/21/19)
Fouls	28	Mercer at St. John's (11/06/19)
	28	UNC Greensboro vs Kennesaw State (12/04/19)
	28	UNC Greensboro vs ETSU (01/08/20)
	27	Furman at Auburn (12/05/19)
	26	Western Carolina at Jacksonville (11/21/19)

2019-20 Southern Conference
Conference Individual Highs
Through games of Jan 31, 2020 (All games)

INDIVIDUAL PLAYER GAME HIGHS

Points	40		Jordan Lyons (Furman) at VMI (01/01/20)
	35		Josh Sharkey (Samford) vs Chattanooga (01/29/20)
	34		Djordje Dimitrijevic (Mercer) at Western Carolina (01/11/20)
	33		Jordan Lyons (Furman) at Alabama (11/19/19)
	32		Kaelon Harris (The Citadel) at Wofford (01/11/20)
Field goals made	14		Josh Sharkey (Samford) vs Chattanooga (01/29/20)
	13		Jeromy Rodriguez (ETSU) at The Citadel (12/04/19)
	13		Isaiah Miller (UNC Greensboro) vs Mercer (01/01/20)
	12		Isaiah Miller (UNC Greensboro) vs Kennesaw State (12/04/19)
	12		Isaiah Miller (UNC Greensboro) at Radford (12/07/19)
	12		Mike Bothwell (Furman) at Chattanooga (01/08/20)
	12		Isaiah Miller (UNC Greensboro) vs Chattanooga (01/18/20)
	12		Bo Hodges (ETSU) vs Chattanooga (01/25/20)
Field goal attempts	25		Isaiah Miller (UNC Greensboro) vs Mercer (01/01/20)
	24		Josh Sharkey (Samford) at Morehead State (11/05/19)
	24		Josh Sharkey (Samford) vs Chattanooga (01/29/20)
	23		Isaiah Miller (UNC Greensboro) at Wofford (01/04/20)
	23		Isaiah Miller (UNC Greensboro) vs Chattanooga (01/18/20)
Field goal percentage	1.000	(10-10)	Noah Gurley (Furman) vs Southern Wesleyan (11/15/19)
	.917	(11-12)	Chevez Goodwin (Wofford) at The Citadel (01/29/20)
	.909	(10-11)	Carlos Dotson (Western Carolina) vs Chattanooga (12/03/19)
	.889	(8-9)	Kaleb Hunter (UNC Greensboro) vs Averett (11/11/19)
	.889	(8-9)	Ramon Vila (Chattanooga) vs Tennessee Wesleyan (12/08/19)
	.889	(8-9)	Messiah Jones (Wofford) vs North Greenville (12/13/19)
3-Pt FG made	10		Jordan Lyons (Furman) at VMI (01/01/20)
	8		Onno Steger (Western Carolina) at The Citadel (01/04/20)
	7		Patrick Good (ETSU) at UT Martin (11/09/19)
	7		Deandre Thomas (Samford) vs Troy (11/23/19)
	7		Isaiah Bigelow (Wofford) vs North Greenville (12/13/19)
3-Pt FG attempts	16		Jordan Lyons (Furman) at Alabama (11/19/19)
	15		Kaiden Rice (The Citadel) at NC State (12/22/19)
	14		Kaiden Rice (The Citadel) at Longwood (12/19/19)
	13		Angelo Allegri (UNC Greensboro) at Wofford (01/04/20)
	13		Matt Ryan (Chattanooga) at Samford (01/29/20)
3-Pt percentage	1.000	(5-5)	Stefan Kenic (Chattanooga) vs Samford (01/11/20)
	.875	(7-8)	Isaiah Bigelow (Wofford) vs North Greenville (12/13/19)
	.857	(6-7)	Matt Ryan (Chattanooga) vs Samford (01/11/20)
	.833	(10-12)	Jordan Lyons (Furman) at VMI (01/01/20)
	.833	(5-6)	Clay Mounce (Furman) vs Loyola Chicago (11/08/19)
	.833	(5-6)	Fletcher Abee (The Citadel) vs UNC Asheville (11/09/19)
	.833	(5-6)	David Jean-Baptiste (Chattanooga) vs South Alabama (11/15/19)
	.833	(5-6)	Daivien Williamson (ETSU) at Little Rock (11/30/19)
	.833	(5-6)	Kamdyn Curfman (VMI) at Virginia Tech (12/21/19)
	.833	(5-6)	Matt Halvorsen (Western Carolina) vs Piedmont (12/28/19)
Free throws made	13		Jordan Lyons (Furman) at Alabama (11/19/19)
	13		Kaelon Harris (The Citadel) at Longwood (12/19/19)
	12		Mason Faulkner (Western Carolina) vs Chattanooga (12/03/19)
	12		Djordje Dimitrijevic (Mercer) at Western Carolina (01/11/20)
	11		Mason Faulkner (Western Carolina) at Stetson (11/24/19)
	11		Josh Sharkey (Samford) vs Auburn Montgomery (12/03/19)
Free throw attempts	16		Mason Faulkner (Western Carolina) vs Chattanooga (12/03/19)
	15		Noah Gurley (Furman) vs UNC Greensboro (01/11/20)
	14		Kaelon Harris (The Citadel) at Longwood (12/19/19)
	14		Djordje Dimitrijevic (Mercer) at Western Carolina (01/11/20)
	13		Jordan Lyons (Furman) at Alabama (11/19/19)

	13	Josh Sharkey (Samford) vs Auburn Montgomery (12/03/19)
	13	Jordan Lyons (Furman) vs Winthrop (12/14/19)
Free throw percentage	1.000 (13-13)	Jordan Lyons (Furman) at Alabama (11/19/19)
	1.000 (10-10)	Nathan Hoover (Wofford) at Western Carolina (01/25/20)
	1.000 (9-9)	Garrett Gilkeson (VMI) vs Western Carolina (01/08/20)
	1.000 (9-9)	Nathan Hoover (Wofford) vs The Citadel (01/11/20)
	1.000 (9-9)	Matt Ryan (Chattanooga) at Samford (01/29/20)
	1.000 (8-8)	Lucas N'Guessan (ETSU) vs Southern Utah (11/24/19)
	1.000 (8-8)	Jalen Dupree (Samford) at Houston Baptist (12/07/19)
	1.000 (8-8)	Jordan Lyons (Furman) at VMI (01/01/20)
	1.000 (8-8)	Eddie Davis III (The Citadel) at VMI (01/18/20)
Rebounds	17	Tyler Creammer (VMI) vs UC Davis (11/17/19)
	16	Jeromy Rodriguez (ETSU) at The Citadel (12/04/19)
	16	Ethan Stair (Mercer) at UNCW (12/16/19)
	15	Carlos Dotson (Western Carolina) at Georgia (11/05/19)
	15	Ethan Stair (Mercer) at ETSU (01/29/20)
Assists	15	Josh Sharkey (Samford) at Houston Baptist (12/07/19)
	15	Josh Sharkey (Samford) vs Alabama (12/18/19)
	14	Josh Sharkey (Samford) vs Troy (11/23/19)
	11	Tyson Batiste (The Citadel) at Southeast Missouri (11/19/19)
	10	Josh Sharkey (Samford) vs Kentucky Wesleyan (11/07/19)
	10	Mason Faulkner (Western Carolina) vs North Carolina A&T (11/12/19)
	10	Djordje Dimitrijevic (Mercer) vs Furman (12/20/19)
	10	Mason Faulkner (Western Carolina) at The Citadel (01/04/20)
	10	Josh Sharkey (Samford) at VMI (01/04/20)
	10	Mason Faulkner (Western Carolina) at Furman (01/15/20)
Steals	9	Isaiah Miller (UNC Greensboro) vs Mercer (01/01/20)
	8	Tray Boyd III (ETSU) vs Mars Hill (12/29/19)
	7	Mohammed Abdulsalam (UNC Greensboro) at Georgetown (11/30/19)
	7	Josh Sharkey (Samford) vs Auburn Montgomery (12/03/19)
	6	Keyshaun Langley (UNC Greensboro) vs Averett (11/11/19)
	6	Djordje Dimitrijevic (Mercer) at Georgia Southern (11/19/19)
	6	Tray Boyd III (ETSU) vs Delaware State (11/23/19)
	6	Josh Sharkey (Samford) at South Dakota State (11/27/19)
	6	Josh Sharkey (Samford) at Hawaii (12/15/19)
	6	Isaiah Miller (UNC Greensboro) at Furman (01/11/20)
Blocked shots	4	Chevez Goodwin (Wofford) vs High Point (11/09/19)
	4	James Dickey (UNC Greensboro) vs Appalachian State (11/18/19)
	4	Logan Dye (Samford) vs Manhattan (11/19/19)
	4	Onno Steger (Western Carolina) at Jacksonville (11/21/19)
	4	James Dickey (UNC Greensboro) vs Kennesaw State (12/04/19)
	4	Maciej Bender (Mercer) vs Furman (12/20/19)
	4	James Dickey (UNC Greensboro) vs Northern Kentucky (12/21/19)
	4	Jake Stephens (VMI) at USC Upstate (12/29/19)
	4	Chevez Goodwin (Wofford) vs The Citadel (01/11/20)
Turnovers	9	Josh Sharkey (Samford) vs UNC Greensboro (01/25/20)
	8	Josh Sharkey (Samford) at South Dakota State (11/27/19)
	8	Josh Sharkey (Samford) at Georgetown (12/21/19)
	8	Josh Sharkey (Samford) vs The Citadel (01/01/20)
	8	Josh Sharkey (Samford) at Furman (01/22/20)

2019-20 Southern Conference
CONFERENCE BASKETBALL STATISTICS
Through games of Jan 31, 2020 (Conference games only)

SCORING OFFENSE	G	W-L	Pts	Avg/G
1. Western Carolina	9	5-4	712	79.1
2. Chattanooga	9	5-4	690	76.7
3. Furman	10	8-2	752	75.2
4. UNC Greensboro	9	7-2	674	74.9
5. Mercer	9	5-4	645	71.7
6. Samford	9	2-7	639	71.0
7. The Citadel	9	0-9	632	70.2
8. ETSU	9	7-2	629	69.9
9. Wofford	9	6-3	628	69.8
10. VMI	10	1-9	693	69.3

SCORING DEFENSE	G	Pts	Avg/G
1. ETSU	9	573	63.7
2. Wofford	9	589	65.4
3. UNC Greensboro	9	603	67.0
4. Mercer	9	622	69.1
5. Furman	10	692	69.2
6. Chattanooga	9	647	71.9
7. VMI	10	760	76.0
8. Western Carolina	9	712	79.1
9. The Citadel	9	740	82.2
10. Samford	9	756	84.0

SCORING MARGIN	G	Offense	Defense	Margin
1. UNC Greensboro	9	74.9	67.0	+7.9
2. ETSU	9	69.9	63.7	+6.2
3. Furman	10	75.2	69.2	+6.0
4. Chattanooga	9	76.7	71.9	+4.8
5. Wofford	9	69.8	65.4	+4.3
6. Mercer	9	71.7	69.1	+2.6
7. Western Carolina	9	79.1	79.1	+0.0
8. VMI	10	69.3	76.0	-6.7
9. The Citadel	9	70.2	82.2	-12.0
10. Samford	9	71.0	84.0	-13.0

FREE THROW PCT	G	FTM	FTA	Pct.
1. Samford	9	143	183	.781
2. Mercer	9	100	129	.775
3. VMI	10	103	139	.741
4. The Citadel	9	126	180	.700
5. Western Carolina	9	146	209	.699
6. Wofford	9	90	130	.692
7. ETSU	9	123	182	.676
8. Chattanooga	9	99	147	.673
9. UNC Greensboro	9	101	151	.669
10. Furman	10	115	172	.669

FIELD GOAL PERCENTAGE	G	FGM	FGA	Pct.
1. Mercer	9	239	483	.495
2. Chattanooga	9	253	520	.487
3. Furman	10	273	577	.473
4. Western Carolina	9	238	505	.471
5. Wofford	9	232	511	.454
6. ETSU	9	226	511	.442
7. Samford	9	222	515	.431
8. UNC Greensboro	9	250	583	.429
9. The Citadel	9	217	532	.408
10. VMI	10	249	619	.402

FIELD GOAL PCT DEFENSE	G	FGM	FGA	Pct.
1. Wofford	9	208	516	.403
2. Mercer	9	222	534	.416
3. Western Carolina	9	257	582	.442
4. ETSU	9	204	457	.446
5. UNC Greensboro	9	203	454	.447
6. Chattanooga	9	243	533	.456
7. VMI	10	258	563	.458
8. Furman	10	262	569	.460
9. The Citadel	9	265	572	.463
10. Samford	9	277	576	.481

3-POINT FG PCT	G	3FGM	3FGA	Pct.
1. Western Carolina	9	90	232	.388
2. Chattanooga	9	85	222	.383
3. Mercer	9	67	177	.379
4. Furman	10	91	270	.337
5. VMI	10	92	290	.317
6. Samford	9	52	164	.317
7. UNC Greensboro	9	73	234	.312
8. Wofford	9	74	241	.307
9. The Citadel	9	72	251	.287
10. ETSU	9	54	197	.274

3-POINT FG PCT DEFENSE	G	3FGM	3FGA	Pct.
1. Wofford	9	76	264	.288
2. Western Carolina	9	71	244	.291
3. Chattanooga	9	56	183	.306
4. Furman	10	75	241	.311
5. Mercer	9	70	220	.318
6. ETSU	9	53	162	.327
7. The Citadel	9	83	247	.336
8. VMI	10	84	240	.350
9. UNC Greensboro	9	67	189	.354
10. Samford	9	115	288	.399

REBOUNDING OFFENSE	G	Rebounds	Avg/G
1. Western Carolina	9	335	37.2
2. VMI	10	355	35.5
3. UNC Greensboro	9	319	35.4
4. Chattanooga	9	314	34.9
5. Mercer	9	312	34.7
6. Samford	9	304	33.8
7. ETSU	9	303	33.7
8. The Citadel	9	295	32.8
9. Wofford	9	294	32.7
10. Furman	10	319	31.9

REBOUNDING DEFENSE	G	Rebounds	Avg/G
1. Mercer	9	283	31.4
2. Chattanooga	9	289	32.1
3. ETSU	9	293	32.6
4. Wofford	9	294	32.7
5. Furman	10	329	32.9
6. UNC Greensboro	9	302	33.6
7. Western Carolina	9	305	33.9
8. VMI	10	365	36.5
9. Samford	9	332	36.9
10. The Citadel	9	358	39.8

2019-20 Southern Conference
CONFERENCE BASKETBALL STATISTICS
Through games of Jan 31, 2020 (Conference games only)

REBOUNDING MARGIN	G	Team	Avg.	Opp.	Avg.	Margin
1. Western Carolina	9	335	37.2	305	33.9	+3.3
2. Mercer	9	312	34.7	283	31.4	+3.2
3. Chattanooga	9	314	34.9	289	32.1	+2.8
4. UNC Greensboro	9	319	35.4	302	33.6	+1.9
5. ETSU	9	303	33.7	293	32.6	+1.1
6. Wofford	9	294	32.7	294	32.7	+0.0
7. VMI	10	355	35.5	365	36.5	-1.0
Furman	10	319	31.9	329	32.9	-1.0
9. Samford	9	304	33.8	332	36.9	-3.1
10. The Citadel	9	295	32.8	358	39.8	-7.0

BLOCKED SHOTS	G	No.	Avg/G
1. Mercer	9	35	3.9
2. Samford	9	30	3.3
3. ETSU	9	28	3.1
4. UNC Greensboro	9	27	3.0
5. Wofford	9	25	2.8
The Citadel	9	25	2.8
7. Furman	10	26	2.6
8. VMI	10	15	1.5
9. Chattanooga	9	13	1.4
10. Western Carolina	9	10	1.1

ASSISTS	G	No.	Avg/G
1. VMI	10	157	15.7
2. Chattanooga	9	141	15.7
3. Furman	10	147	14.7
4. Western Carolina	9	132	14.7
5. The Citadel	9	117	13.0
6. Mercer	9	111	12.3
7. ETSU	9	107	11.9
8. Wofford	9	106	11.8
9. UNC Greensboro	9	100	11.1
10. Samford	9	82	9.1

STEALS	G	No.	Avg/G
1. UNC Greensboro	9	98	10.9
2. ETSU	9	76	8.4
3. Furman	10	71	7.1
4. The Citadel	9	55	6.1
5. VMI	10	58	5.8
6. Samford	9	52	5.8
7. Mercer	9	47	5.2
8. Wofford	9	46	5.1
9. Chattanooga	9	38	4.2
Western Carolina	9	38	4.2

TURNOVER MARGIN	G	Team	Avg.	Opp.	Avg.	Margin
1. UNC Greensboro	9	109	12.1	175	19.4	+7.3
2. ETSU	9	103	11.4	139	15.4	+4.0
3. Furman	10	127	12.7	144	14.4	+1.7
4. Wofford	9	110	12.2	119	13.2	+1.0
5. VMI	10	131	13.1	128	12.8	-0.3
6. Samford	9	131	14.6	121	13.4	-1.1
7. Chattanooga	9	108	12.0	90	10.0	-2.0
8. The Citadel	9	141	15.7	122	13.6	-2.1
9. Mercer	9	137	15.2	99	11.0	-4.2
10. Western Carolina	9	123	13.7	83	9.2	-4.4

ASSIST/TURNOVER RATIO	G	Ast.	Avg.	T/O	Avg.	Ratio
1. Chattanooga	9	141	15.7	108	12.0	1.3
2. VMI	10	157	15.7	131	13.1	1.2
3. Furman	10	147	14.7	127	12.7	1.2
4. Western Carolina	9	132	14.7	123	13.7	1.1
5. ETSU	9	107	11.9	103	11.4	1.0
6. Wofford	9	106	11.8	110	12.2	1.0
7. UNC Greensboro	9	100	11.1	109	12.1	0.9
8. The Citadel	9	117	13.0	141	15.7	0.8
9. Mercer	9	111	12.3	137	15.2	0.8
10. Samford	9	82	9.1	131	14.6	0.6

OFFENSIVE REBOUNDS	G	No.	Avg/G
1. UNC Greensboro	9	112	12.4
2. VMI	10	111	11.1
3. ETSU	9	94	10.4
4. Samford	9	89	9.9
5. Western Carolina	9	84	9.3
6. Chattanooga	9	74	8.2
7. The Citadel	9	73	8.1
8. Furman	10	79	7.9
9. Mercer	9	67	7.4
10. Wofford	9	60	6.7

DEFENSIVE REBOUNDS	G	No.	Avg/G
1. Western Carolina	9	251	27.9
2. Mercer	9	245	27.2
3. Chattanooga	9	240	26.7
4. Wofford	9	234	26.0
5. The Citadel	9	222	24.7
6. VMI	10	244	24.4
7. Furman	10	240	24.0
8. Samford	9	215	23.9
9. ETSU	9	209	23.2
10. UNC Greensboro	9	207	23.0

DEFENSIVE REB PCT.	G	D-Reb	Opp. OR	D-Reb%
1. Chattanooga	9	240	69	.777
2. Wofford	9	234	71	.767
3. Furman	10	240	79	.752
4. ETSU	9	209	71	.746
5. UNC Greensboro	9	207	72	.742
6. Western Carolina	9	251	90	.736
7. VMI	10	244	91	.728
8. Mercer	9	245	96	.718
9. The Citadel	9	222	99	.692
10. Samford	9	215	105	.672

OFFENSIVE REB PCT.	G	O-Reb	Opp. DR	O-Reb%
1. UNC Greensboro	9	112	230	.327
2. ETSU	9	94	222	.297
3. VMI	10	111	274	.288
4. Samford	9	89	227	.282
5. Western Carolina	9	84	215	.281
6. Mercer	9	67	187	.264
7. Chattanooga	9	74	220	.252
8. Furman	10	79	250	.240
9. The Citadel	9	73	259	.220
10. Wofford	9	60	223	.212

2019-20 Southern Conference
CONFERENCE BASKETBALL STATISTICS
Through games of Jan 31, 2020 (Conference games only)

3-POINT FG MADE	G	No.	Avg/G
1. Western Carolina	9	90	10.0
2. Chattanooga	9	85	9.4
3. VMI	10	92	9.2
4. Furman	10	91	9.1
5. Wofford	9	74	8.2
6. UNC Greensboro	9	73	8.1
7. The Citadel	9	72	8.0
8. Mercer	9	67	7.4
9. ETSU	9	54	6.0
10. Samford	9	52	5.8

2019-20 Southern Conference
CONFERENCE BASKETBALL STATISTICS
Through games of Jan 31, 2020 (Conference games only)

Team	Conference	Pct.	PF	PA	Overall	Pct.	PF	PA	Current unbeaten streak
Furman	8-2	.800	75.2	69.2	8-2	.800	75.2	69.2	UNC Greensboro -- 5
UNC Greensboro	7-2	.778	74.9	67.0	7-2	.778	74.9	67.0	Mercer -- 5
ETSU	7-2	.778	69.9	63.7	7-2	.778	69.9	63.7	Furman -- 3
Wofford	6-3	.667	69.8	65.4	6-3	.667	69.8	65.4	Wofford -- 1
Western Carolina	5-4	.556	79.1	79.1	5-4	.556	79.1	79.1	Chattanooga -- 1
Chattanooga	5-4	.556	76.7	71.9	5-4	.556	76.7	71.9	
Mercer	5-4	.556	71.7	69.1	5-4	.556	71.7	69.1	
Samford	2-7	.222	71.0	84.0	2-7	.222	71.0	84.0	
VMI	1-9	.100	69.3	76.0	1-9	.100	69.3	76.0	
The Citadel	0-9	.000	70.2	82.2	0-9	.000	70.2	82.2	

TEAM SUMMARIES	G	PF-PA	Avg score	Margin	FG-FGA	Pct.	3FG-FGA	Pct.	FT-FTA	Pct.	RebF	RebA	Margin
Chattanooga	9	690-647	76.7-71.9	+4.8	253-520	.487	85-222	.383	99-147	.673	314	289	+2.8
ETSU	9	629-573	69.9-63.7	+6.2	226-511	.442	54-197	.274	123-182	.676	303	293	+1.1
Furman	10	752-692	75.2-69.2	+6.0	273-577	.473	91-270	.337	115-172	.669	319	329	-1.0
Mercer	9	645-622	71.7-69.1	+2.6	239-483	.495	67-177	.379	100-129	.775	312	283	+3.2
Samford	9	639-756	71.0-84.0	-13.0	222-515	.431	52-164	.317	143-183	.781	304	332	-3.1
The Citadel	9	632-740	70.2-82.2	-12.0	217-532	.408	72-251	.287	126-180	.700	295	358	-7.0
UNC Greensboro	9	674-603	74.9-67.0	+7.9	250-583	.429	73-234	.312	101-151	.669	319	302	+1.9
VMI	10	693-760	69.3-76.0	-6.7	249-619	.402	92-290	.317	103-139	.741	355	365	-1.0
Western Carolina	9	712-712	79.1-79.1	+0.0	238-505	.471	90-232	.388	146-209	.699	335	305	+3.3
Wofford	9	628-589	69.8-65.4	+4.3	232-511	.454	74-241	.307	90-130	.692	294	294	+0.0

ATTENDANCE	Home	Average	Away	Average	Neutral	Average	Total	Average
Chattanooga	4-10869	2717	5-17152	3430	0-0	0	9-28021	3113
ETSU	5-24902	4980	4-9731	2433	0-0	0	9-34633	3848
Furman	5-11566	2313	5-11591	2318	0-0	0	10-23157	2316
Mercer	4-11527	2882	5-12441	2488	0-0	0	9-23968	2663
Samford	5-2805	561	4-9261	2315	0-0	0	9-12066	1341
The Citadel	5-4910	982	4-7935	1984	0-0	0	9-12845	1427
UNC Greensboro	4-13166	3292	5-9943	1989	0-0	0	9-23109	2568
VMI	5-7781	1556	5-12930	2586	0-0	0	10-20711	2071
Western Carolina	5-13742	2748	4-5968	1492	0-0	0	9-19710	2190
Wofford	4-9266	2316	5-13582	2716	0-0	0	9-22848	2539
Totals	46-110534	2403	46-110534	2403	0-0	0	92-221068	2403

2019-20 Southern Conference
INDIVIDUAL BASKETBALL STATISTICS
Through games of Jan 31, 2020 (Conference games only)

To be ranked, a player must appear in at least 75.0% of their team's games.

SCORING							REBOUNDING							
	Cl	G	FG	3FG	FT	Pts	Avg/G		Cl	G	Off	Def	Total	Avg/G
1. Isaiah Miller-UNCG	Jr	9	83	12	28	206	22.9	1. Carlos Dotson-WCU	Sr	8	23	58	81	10.1
2. Djordje Dimitrijevic-MER	Sr	9	65	28	38	196	21.8	2. James Dickey-UNCG	Sr	9	27	61	88	9.8
3. Josh Sharkey-SAM	Sr	9	63	17	41	184	20.4	3. Ethan Stair-MER	Sr	9	14	59	73	8.1
4. Jordan Lyons-FUR	Sr	10	59	33	42	193	19.3	4. Kaelon Harris-CIT	Sr	8	13	46	59	7.4
5. Mason Faulkner-WCU	Jr	9	51	20	49	171	19.0	5. Robert Allen-SAM	So	9	11	54	65	7.2
6. Carlos Dotson-WCU	Sr	8	53	0	28	134	16.8	6. Jalen Dupree-SAM	Sr	9	25	39	64	7.1
7. Nathan Hoover-WOF	Sr	9	50	23	27	150	16.7	7. Lucas N'Guessan-ETSU	Sr	9	15	42	57	6.3
8. Matt Ryan-UTC	Sr	9	50	23	20	143	15.9	8. Maciej Bender-MER	Jr	9	16	39	55	6.1
9. Ramon Vila-UTC	Jr	9	56	0	16	128	14.2	9. Garrett Gilkeson-VMI	Sr	10	17	43	60	6.0
10. Kaiden Rice-CIT	Jr	9	41	24	17	123	13.7	Chevez Goodwin-WOF	Jr	9	16	38	54	6.0
11. Kaelon Harris-CIT	Sr	8	36	6	29	107	13.4	11. Clay Mounce-FUR	Jr	10	20	38	58	5.8
12. Chevez Goodwin-WOF	Jr	9	55	0	9	119	13.2	12. Bo Hodges-ETSU	Jr	9	7	44	51	5.7
13. David Jean-Baptiste-UTC	Jr	9	44	18	12	118	13.1	Mason Faulkner-WCU	Jr	9	8	43	51	5.7
14. Clay Mounce-FUR	Jr	10	49	16	16	130	13.0	14. Jalen Slawson-FUR	So	10	18	37	55	5.5
15. Noah Gurley-FUR	So	10	51	3	23	128	12.8	15. Ramon Vila-UTC	Jr	9	23	25	48	5.3
16. Onno Steger-WCU	Sr	9	37	26	14	114	12.7	Isaiah Miller-UNCG	Jr	9	20	28	48	5.3
Robert Allen-SAM	So	9	45	5	19	114	12.7	17. Noah Gurley-FUR	So	10	11	40	51	5.1
18. Ethan Stair-MER	Sr	9	43	12	13	111	12.3	18. Isaiah Tisdale-ETSU	Sr	9	16	29	45	5.0
19. Brandon Austin-SAM	Sr	8	31	20	16	98	12.3	19. Tyler Creammer-VMI	Sr	10	17	31	48	4.8
20. Garrett Gilkeson-VMI	Sr	10	38	17	28	121	12.1	20. Onno Steger-WCU	Sr	9	13	30	43	4.8
21. Fletcher Abee-CIT	Fr	9	33	21	16	103	11.4							
22. Matt Halvorsen-WCU	Jr	9	27	25	21	100	11.1							
23. Travis Eeve-VMI	Fr	10	37	16	21	111	11.1							
24. Bo Hodges-ETSU	Jr	9	39	3	18	99	11.0							
25. Tray Boyd III-ETSU	Sr	9	34	17	13	98	10.9							
26. Greg Parham-VMI	Jr	10	44	17	3	108	10.8							
27. Mike Bothwell-FUR	So	10	40	17	9	106	10.6							
28. Angelo Allegri-UNCG	So	9	32	16	12	92	10.2							
Jeff Gary-MER	Jr	9	33	13	13	92	10.2							
30. Jalen Dupree-SAM	Sr	9	34	1	20	89	9.9							

FIELD GOAL PCT						ASSISTS				
	Cl	G	FGM	FGA	Pct.		Cl	G	No.	Avg/G
1. Chevez Goodwin-WOF	Jr	9	55	74	.743	1. Mason Faulkner-WCU	Jr	9	58	6.4
2. Carlos Dotson-WCU	Sr	8	53	78	.679	2. Tyson Batiste-CIT	Sr	9	51	5.7
3. Ramon Vila-UTC	Jr	9	56	89	.629	3. Josh Sharkey-SAM	Sr	9	49	5.4
4. Lucas N'Guessan-ETSU	Sr	9	30	49	.612	4. Greg Parham-VMI	Jr	10	38	3.8
5. James Dickey-UNCG	Sr	9	31	56	.554	5. Storm Murphy-WOF	Jr	9	34	3.8
6. Noah Gurley-FUR	So	10	51	94	.543	6. Garrett Gilkeson-VMI	Sr	10	37	3.7
7. Djordje Dimitrijevic-MER	Sr	9	65	124	.524	7. Isaiah Tisdale-ETSU	Sr	9	29	3.2
8. Maciej Bender-MER	Jr	9	33	63	.524	8. David Jean-Baptiste-UTC	Jr	9	28	3.1
9. Mike Bothwell-FUR	So	10	40	77	.519	9. Alex Hunter-FUR	Jr	10	31	3.1
10. Ethan Stair-MER	Sr	9	43	83	.518	10. Djordje Dimitrijevic-MER	Sr	9	26	2.9
11. Jalen Dupree-SAM	Sr	9	34	66	.515	11. Maurice Commander-UTC	So	8	23	2.9
12. Tyson Batiste-CIT	Sr	9	28	55	.509	12. Isaiah Miller-UNCG	Jr	9	24	2.7
13. Josh Sharkey-SAM	Sr	9	63	125	.504	13. Noah Gurley-FUR	So	10	26	2.6
14. Onno Steger-WCU	Sr	9	37	75	.493	14. Carlos Dotson-WCU	Sr	8	18	2.3
15. Clay Mounce-FUR	Jr	10	49	100	.490	15. Bo Hodges-ETSU	Jr	9	20	2.2

2019-20 Southern Conference
INDIVIDUAL BASKETBALL STATISTICS
Through games of Jan 31, 2020 (Conference games only)

FREE THROW PCT					
	Cl	G	FTM	FTA	Pct.
1. Nathan Hoover-WOF	Sr	9	27	28	.964
2. Matt Ryan-UTC	Sr	9	20	21	.952
3. Matt Halvorsen-WCU	Jr	9	21	23	.913
4. Brandon Austin-SAM	Sr	8	16	18	.889
5. Djordje Dimitrijevic-MER	Sr	9	38	43	.884
6. Malik Massey-UNCG	Sr	9	21	25	.840
7. Garrett Gilkeson-VMI	Sr	10	28	34	.824
8. Travis Eeve-VMI	Fr	10	21	26	.808
9. Josh Sharkey-SAM	Sr	9	41	51	.804
10. Jalen Dupree-SAM	Sr	9	20	25	.800
11. Deandre Thomas-SAM	So	7	17	22	.773
12. Jordan Lyons-FUR	Sr	10	42	55	.764
13. Mason Faulkner-WCU	Jr	9	49	65	.754
14. Robert Allen-SAM	So	9	19	27	.704
15. Lucas N'Guessan-ETSU	Sr	9	21	30	.700

STEALS				
	Cl	G	No.	Avg/G
1. Isaiah Miller-UNCG	Jr	9	33	3.7
2. Bo Hodges-ETSU	Jr	9	17	1.9
3. Malik Massey-UNCG	Sr	9	16	1.8
Josh Sharkey-SAM	Sr	9	16	1.8
5. Isaiah Tisdale-ETSU	Sr	9	15	1.7
Patrick Good-ETSU	Jr	9	15	1.7
Djordje Dimitrijevic-MER	Sr	9	15	1.7
8. Jordan Lyons-FUR	Sr	10	15	1.5
9. Kaleb Hunter-UNCG	So	7	10	1.4
10. Fletcher Abee-CIT	Fr	9	12	1.3
11. David Jean-Baptiste-UTC	Jr	9	11	1.2
12. Mike Bothwell-FUR	So	10	12	1.2
Travis Eeve-VMI	Fr	10	12	1.2
14. Deandre Thomas-SAM	So	7	8	1.1
15. Mohammed Abdulsalam-UNCG	So	9	10	1.1
Ethan Stair-MER	Sr	9	10	1.1

3-POINT FG PCT					
	Cl	G	3FG	FGA	Pct.
1. Onno Steger-WCU	Sr	9	26	50	.520
2. Djordje Dimitrijevic-MER	Sr	9	28	60	.467
3. Stefan Kenic-UTC	Jr	9	11	24	.458
4. A.J. Caldwell-UTC	So	9	10	22	.455
5. Josh Sharkey-SAM	Sr	9	17	38	.447
6. Mike Bothwell-FUR	So	10	17	39	.436
7. Matt Halvorsen-WCU	Jr	9	25	58	.431
8. Keyshaun Langley-UNCG	Fr	9	11	26	.423
9. Jordan Lyons-FUR	Sr	10	33	79	.418
10. Brandon Austin-SAM	Sr	8	20	49	.408
11. Greg Parham-VMI	Jr	10	17	43	.395
12. David Jean-Baptiste-UTC	Jr	9	18	46	.391
13. Angelo Allegri-UNCG	So	9	16	44	.364
14. Travion McCray-WCU	Fr	9	9	25	.360
15. Matt Ryan-UTC	Sr	9	23	65	.354

3-POINT FG MADE				
	Cl	G	3FG	Avg/G
1. Jordan Lyons-FUR	Sr	10	33	3.3
2. Djordje Dimitrijevic-MER	Sr	9	28	3.1
3. Onno Steger-WCU	Sr	9	26	2.9
4. Matt Halvorsen-WCU	Jr	9	25	2.8
5. Kaiden Rice-CIT	Jr	9	24	2.7
6. Matt Ryan-UTC	Sr	9	23	2.6
Nathan Hoover-WOF	Sr	9	23	2.6
8. Brandon Austin-SAM	Sr	8	20	2.5
9. Fletcher Abee-CIT	Fr	9	21	2.3
10. Mason Faulkner-WCU	Jr	9	20	2.2
11. David Jean-Baptiste-UTC	Jr	9	18	2.0
12. Tray Boyd III-ETSU	Sr	9	17	1.9
Josh Sharkey-SAM	Sr	9	17	1.9
14. Angelo Allegri-UNCG	So	9	16	1.8
15. Greg Parham-VMI	Jr	10	17	1.7
Alex Hunter-FUR	Jr	10	17	1.7
Mike Bothwell-FUR	So	10	17	1.7
Kamdyn Curfman-VMI	Fr	10	17	1.7
Garrett Gilkeson-VMI	Sr	10	17	1.7

BLOCKED SHOTS				
	Cl	G	No.	Avg/G
1. Maciej Bender-MER	Jr	9	17	1.9
2. Messiah Jones-WOF	Fr	9	13	1.4
3. James Dickey-UNCG	Sr	9	12	1.3
4. Robert Allen-SAM	So	9	10	1.1
Jalen Dupree-SAM	Sr	9	10	1.1
Lucas N'Guessan-ETSU	Sr	9	10	1.1
7. Jalen Slawson-FUR	So	10	11	1.1
8. Brady Spence-CIT	Fr	8	8	1.0
9. Chevez Goodwin-WOF	Jr	9	8	0.9
10. Victor Bafutto-MER	So	9	6	0.7
Bo Hodges-ETSU	Jr	9	6	0.7
12. Clay Mounce-FUR	Jr	10	6	0.6
13. Ethan Stair-MER	Sr	9	5	0.6
Eddie Davis III-CIT	Sr	9	5	0.6
15. Derek Webster Jr.-CIT	Jr	8	4	0.5

ASSIST/TURNOVER RATIO					
	Cl	G	Ast.	T/O	Ratio
1. Isaiah Tisdale-ETSU	Sr	9	29	7	4.1
2. Garrett Gilkeson-VMI	Sr	10	37	17	2.2
3. Alex Hunter-FUR	Jr	10	31	16	1.9
4. Storm Murphy-WOF	Jr	9	34	18	1.9
5. Mason Faulkner-WCU	Jr	9	58	32	1.8
6. Tyson Batiste-CIT	Sr	9	51	29	1.8
7. Greg Parham-VMI	Jr	10	38	23	1.7
8. David Jean-Baptiste-UTC	Jr	9	28	20	1.4
9. Josh Sharkey-SAM	Sr	9	49	56	0.9

2019-20 Southern Conference
INDIVIDUAL BASKETBALL STATISTICS
Through games of Jan 31, 2020 (Conference games only)

OFFENSIVE REBOUNDS				
	Cl	G	No.	Avg/G
1. James Dickey-UNCG	Sr	9	27	3.0
2. Carlos Dotson-WCU	Sr	8	23	2.9
3. Jalen Dupree-SAM	Sr	9	25	2.8
4. Ramon Vila-UTC	Jr	9	23	2.6
5. Isaiah Miller-UNCG	Jr	9	20	2.2
6. Clay Mounce-FUR	Jr	10	20	2.0
Messiah Jones-WOF	Fr	9	18	2.0
Kaleb Hunter-UNCG	So	7	14	2.0
9. Jalen Slawson-FUR	So	10	18	1.8
10. Maciej Bender-MER	Jr	9	16	1.8
Isaiah Tisdale-ETSU	Sr	9	16	1.8
Chevez Goodwin-WOF	Jr	9	16	1.8
Xavier Cork-WCU	Fr	9	16	1.8
14. Garrett Gilkeson-VMI	Sr	10	17	1.7
Tyler Creammer-VMI	Sr	10	17	1.7

DEFENSIVE REBOUNDS				
	Cl	G	No.	Avg/G
1. Carlos Dotson-WCU	Sr	8	58	7.3
2. James Dickey-UNCG	Sr	9	61	6.8
3. Ethan Stair-MER	Sr	9	59	6.6
4. Robert Allen-SAM	So	9	54	6.0
5. Kaelon Harris-CIT	Sr	8	46	5.8
6. Bo Hodges-ETSU	Jr	9	44	4.9
7. Mason Faulkner-WCU	Jr	9	43	4.8
8. Lucas N'Guessan-ETSU	Sr	9	42	4.7
9. Jalen Dupree-SAM	Sr	9	39	4.3
Maciej Bender-MER	Jr	9	39	4.3
11. Garrett Gilkeson-VMI	Sr	10	43	4.3
12. Chevez Goodwin-WOF	Jr	9	38	4.2
13. Noah Gurley-FUR	So	10	40	4.0
14. Matt Ryan-UTC	Sr	9	35	3.9
15. Rod Johnson-UTC	Jr	8	31	3.9

MINUTES PLAYED				
	Cl	G	No.	Avg/G
1. Nathan Hoover-WOF	Sr	9	322	35.8
2. Djordje Dimitrijevic-MER	Sr	9	321	35.7
3. Josh Sharkey-SAM	Sr	9	317	35.2
4. Jordan Lyons-FUR	Sr	10	348	34.8
5. Jeff Gary-MER	Jr	9	311	34.6
6. Garrett Gilkeson-VMI	Sr	10	342	34.2
7. Matt Halvorsen-WCU	Jr	9	307	34.1
8. Mason Faulkner-WCU	Jr	9	305	33.9
9. Robert Allen-SAM	So	9	303	33.7
10. Fletcher Abee-CIT	Fr	9	299	33.2

2019-20 Southern Conference
Conference Team Highs
Through games of Jan 31, 2020 (Conference games only)

TEAM HIGHS (highest totals made by)

Points	105	Chattanooga vs Samford (01/11/20)
	101	Furman vs Samford (01/22/20)
	98	Wofford vs UNC Greensboro (01/04/20)
	97	Western Carolina at VMI (01/08/20)
	96	ETSU at The Citadel (12/04/19)
Margin	38 (105-67)	Chattanooga vs Samford (01/11/20)
	25 (88-63)	ETSU vs Samford (01/15/20)
	24 (78-54)	Furman at The Citadel (01/25/20)
	23 (101-78)	Furman vs Samford (01/22/20)
	23 (92-69)	Chattanooga vs The Citadel (01/22/20)
Field goals made	23 (79-56)	Wofford at The Citadel (01/29/20)
	40	Chattanooga vs Samford (01/11/20)
	38	Furman vs Samford (01/22/20)
	36	ETSU at The Citadel (12/04/19)
	34	The Citadel vs Western Carolina (01/04/20)
Field goal attempts	34	ETSU vs Samford (01/15/20)
	34	Mercer at Samford (01/18/20)
	78	UNC Greensboro at Wofford (01/04/20)
	76	VMI vs Western Carolina (01/08/20)
	74	UNC Greensboro at The Citadel (01/15/20)
Field goal percentage	74	VMI vs Mercer (01/25/20)
	73	Chattanooga vs Samford (01/11/20)
	.643 (27-42)	Mercer at ETSU (01/29/20)
	.571 (28-49)	Furman at VMI (01/01/20)
	.569 (33-58)	Wofford at The Citadel (01/29/20)
3-Pt FG made	.557 (34-61)	Mercer at Samford (01/18/20)
	.554 (36-65)	ETSU at The Citadel (12/04/19)
	17	Chattanooga vs Samford (01/11/20)
	17	Furman vs Samford (01/22/20)
	16	VMI vs Samford (01/04/20)
3-Pt FG attempts	15	Western Carolina at The Citadel (01/04/20)
	14	Wofford vs UNC Greensboro (01/04/20)
	14	UNC Greensboro at Wofford (01/04/20)
	14	Chattanooga at Samford (01/29/20)
	45	UNC Greensboro at Wofford (01/04/20)
3-Pt percentage	39	Furman vs Samford (01/22/20)
	39	VMI vs Mercer (01/25/20)
	39	UNC Greensboro at Western Carolina (01/29/20)
	38	VMI vs Samford (01/04/20)
	.600 (6-10)	Mercer at UNC Greensboro (01/01/20)
Free throws made	.548 (17-31)	Chattanooga vs Samford (01/11/20)
	.542 (13-24)	Furman at VMI (01/01/20)
	.500 (11-22)	Mercer at VMI (01/25/20)
	.500 (9-18)	Western Carolina vs Mercer (01/11/20)
	26	ETSU at UNC Greensboro (01/08/20)
Free throw attempts	26	Western Carolina vs Mercer (01/11/20)
	25	Samford vs Mercer (01/18/20)
	22	Western Carolina at VMI (01/08/20)
	21	Western Carolina vs Chattanooga (12/03/19)
	21	Mercer at Western Carolina (01/11/20)
	21	Western Carolina vs ETSU (01/18/20)
	21	The Citadel at Chattanooga (01/22/20)
	35	Western Carolina vs Mercer (01/11/20)
	33	ETSU at UNC Greensboro (01/08/20)
	31	ETSU vs VMI (01/11/20)

	31		Wofford vs The Citadel (01/11/20)
	31		Western Carolina vs ETSU (01/18/20)
Free throw percentage	1.000	(6-6)	Wofford at Samford (01/08/20)
	1.000	(5-5)	VMI vs Samford (01/04/20)
	1.000	(4-4)	Chattanooga vs Wofford (01/15/20)
	.917	(11-12)	UNC Greensboro at Samford (01/25/20)
	.909	(10-11)	VMI at UNC Greensboro (11/24/19)
	.909	(10-11)	VMI at ETSU (01/11/20)
Rebounds	47		Western Carolina at VMI (01/08/20)
	46		VMI vs The Citadel (01/18/20)
	45		ETSU at The Citadel (12/04/19)
	45		Chattanooga vs The Citadel (01/22/20)
	44		VMI vs Mercer (01/25/20)
Assists	30		Furman vs Samford (01/22/20)
	28		Chattanooga vs Samford (01/11/20)
	26		Chattanooga at Samford (01/29/20)
	22		VMI vs Samford (01/04/20)
	22		VMI vs The Citadel (01/18/20)
Steals	17		UNC Greensboro vs Mercer (01/01/20)
	17		UNC Greensboro at The Citadel (01/15/20)
	16		UNC Greensboro at Furman (01/11/20)
	13		ETSU at Furman (01/04/20)
	13		Furman at The Citadel (01/25/20)
Blocked shots	7		Mercer at Samford (01/18/20)
	6		UNC Greensboro vs VMI (11/24/19)
	6		Mercer vs Furman (12/20/19)
	6		ETSU vs Wofford (01/01/20)
	6		Samford at Chattanooga (01/11/20)
	6		Wofford vs The Citadel (01/11/20)
	6		The Citadel vs Furman (01/25/20)
	6		Samford vs UNC Greensboro (01/25/20)
	6		UNC Greensboro at Samford (01/25/20)
Turnovers	32		The Citadel vs UNC Greensboro (01/15/20)
	24		Mercer at UNC Greensboro (01/01/20)
	21		Samford at Furman (01/22/20)
	21		The Citadel vs Furman (01/25/20)
	20		Mercer at ETSU (01/29/20)
Fouls	28		UNC Greensboro vs ETSU (01/08/20)
	25		The Citadel at Samford (01/01/20)
	25		Mercer at Western Carolina (01/11/20)
	25		The Citadel at Wofford (01/11/20)
	24		Mercer at Samford (01/18/20)

2019-20 Southern Conference
Conference Individual Highs
Through games of Jan 31, 2020 (Conference games only)

INDIVIDUAL PLAYER GAME HIGHS

Points	40	Jordan Lyons (Furman) at VMI (01/01/20)
	35	Josh Sharkey (Samford) vs Chattanooga (01/29/20)
	34	Djordje Dimitrijevic (Mercer) at Western Carolina (01/11/20)
	32	Kaelon Harris (The Citadel) at Wofford (01/11/20)
	31	Mason Faulkner (Western Carolina) vs Chattanooga (12/03/19)
	31	Isaiah Miller (UNC Greensboro) vs Mercer (01/01/20)
Field goals made	14	Josh Sharkey (Samford) vs Chattanooga (01/29/20)
	13	Jeromy Rodriguez (ETSU) at The Citadel (12/04/19)
	13	Isaiah Miller (UNC Greensboro) vs Mercer (01/01/20)
	12	Mike Bothwell (Furman) at Chattanooga (01/08/20)
	12	Isaiah Miller (UNC Greensboro) vs Chattanooga (01/18/20)
	12	Bo Hodges (ETSU) vs Chattanooga (01/25/20)
Field goal attempts	25	Isaiah Miller (UNC Greensboro) vs Mercer (01/01/20)
	24	Josh Sharkey (Samford) vs Chattanooga (01/29/20)
	23	Isaiah Miller (UNC Greensboro) at Wofford (01/04/20)
	23	Isaiah Miller (UNC Greensboro) vs Chattanooga (01/18/20)
	20	Isaiah Miller (UNC Greensboro) vs VMI (11/24/19)
	20	Matt Ryan (Chattanooga) at Western Carolina (12/03/19)
	20	Isaiah Miller (UNC Greensboro) vs ETSU (01/08/20)
	20	Isaiah Miller (UNC Greensboro) at Western Carolina (01/29/20)
Field goal percentage	.917 (11-12)	Chevez Goodwin (Wofford) at The Citadel (01/29/20)
	.909 (10-11)	Carlos Dotson (Western Carolina) vs Chattanooga (12/03/19)
	.867 (13-15)	Jeromy Rodriguez (ETSU) at The Citadel (12/04/19)
	.818 (9-11)	Jalen Dupree (Samford) at Furman (01/22/20)
	.818 (9-11)	Ramon Vila (Chattanooga) at Samford (01/29/20)
3-Pt FG made	10	Jordan Lyons (Furman) at VMI (01/01/20)
	8	Onno Steger (Western Carolina) at The Citadel (01/04/20)
	6	Travis Eeve (VMI) vs Samford (01/04/20)
	6	Matt Ryan (Chattanooga) vs Samford (01/11/20)
	6	Djordje Dimitrijevic (Mercer) vs VMI (01/15/20)
	6	Djordje Dimitrijevic (Mercer) at Samford (01/18/20)
	6	Isaiah Tisdale (ETSU) at Western Carolina (01/18/20)
	6	Jordan Lyons (Furman) vs Samford (01/22/20)
3-Pt FG attempts	13	Angelo Allegri (UNC Greensboro) at Wofford (01/04/20)
	13	Matt Ryan (Chattanooga) at Samford (01/29/20)
	12	Jordan Lyons (Furman) at VMI (01/01/20)
	12	Onno Steger (Western Carolina) at The Citadel (01/04/20)
	12	Jordan Lyons (Furman) vs Samford (01/22/20)
	12	Fletcher Abee (The Citadel) vs Furman (01/25/20)
3-Pt percentage	1.000 (5-5)	Stefan Kenic (Chattanooga) vs Samford (01/11/20)
	.857 (6-7)	Matt Ryan (Chattanooga) vs Samford (01/11/20)
	.833 (10-12)	Jordan Lyons (Furman) at VMI (01/01/20)
	.750 (6-8)	Djordje Dimitrijevic (Mercer) at Samford (01/18/20)
	.714 (5-7)	Kyrin Galloway (UNC Greensboro) vs VMI (11/24/19)
	.714 (5-7)	Onno Steger (Western Carolina) vs Wofford (01/25/20)
Free throws made	12	Mason Faulkner (Western Carolina) vs Chattanooga (12/03/19)
	12	Djordje Dimitrijevic (Mercer) at Western Carolina (01/11/20)
	10	Mason Faulkner (Western Carolina) vs Mercer (01/11/20)
	10	Nathan Hoover (Wofford) at Western Carolina (01/25/20)
	9	Garrett Gilkeson (VMI) vs Western Carolina (01/08/20)
	9	Nathan Hoover (Wofford) vs The Citadel (01/11/20)
	9	Garrett Gilkeson (VMI) vs The Citadel (01/18/20)
	9	Josh Sharkey (Samford) at Furman (01/22/20)
	9	Brandon Austin (Samford) vs UNC Greensboro (01/25/20)
	9	Matt Ryan (Chattanooga) at Samford (01/29/20)

Free throw attempts	16		Mason Faulkner (Western Carolina) vs Chattanooga (12/03/19)
	15		Noah Gurley (Furman) vs UNC Greensboro (01/11/20)
	14		Djordje Dimitrijevic (Mercer) at Western Carolina (01/11/20)
	12		Josh Sharkey (Samford) at VMI (01/04/20)
	12		Mason Faulkner (Western Carolina) vs Mercer (01/11/20)
	12		Garrett Gilkeson (VMI) vs The Citadel (01/18/20)
	12		Josh Sharkey (Samford) at Furman (01/22/20)
Free throw percentage	1.000	(10-10)	Nathan Hoover (Wofford) at Western Carolina (01/25/20)
	1.000	(9-9)	Garrett Gilkeson (VMI) vs Western Carolina (01/08/20)
	1.000	(9-9)	Nathan Hoover (Wofford) vs The Citadel (01/11/20)
	1.000	(9-9)	Matt Ryan (Chattanooga) at Samford (01/29/20)
	1.000	(8-8)	Jordan Lyons (Furman) at VMI (01/01/20)
Rebounds	1.000	(8-8)	Eddie Davis III (The Citadel) at VMI (01/18/20)
	16		Jeromy Rodriguez (ETSU) at The Citadel (12/04/19)
	15		Ethan Stair (Mercer) at ETSU (01/29/20)
	14		Jalen Dupree (Samford) vs Wofford (01/08/20)
	13		Carlos Dotson (Western Carolina) at VMI (01/08/20)
	13		Maciej Bender (Mercer) at Western Carolina (01/11/20)
	13		Ethan Stair (Mercer) vs Western Carolina (01/22/20)
Assists	10		Djordje Dimitrijevic (Mercer) vs Furman (12/20/19)
	10		Mason Faulkner (Western Carolina) at The Citadel (01/04/20)
	10		Josh Sharkey (Samford) at VMI (01/04/20)
	10		Mason Faulkner (Western Carolina) at Furman (01/15/20)
	9		Isaiah Miller (UNC Greensboro) at Wofford (01/04/20)
	9		Mason Faulkner (Western Carolina) at VMI (01/08/20)
	9		Greg Parham (VMI) vs The Citadel (01/18/20)
Steals	9		Josh Sharkey (Samford) at Furman (01/22/20)
	9		Isaiah Miller (UNC Greensboro) vs Mercer (01/01/20)
	6		Isaiah Miller (UNC Greensboro) at Furman (01/11/20)
	5		Sean Conway (VMI) vs Furman (01/01/20)
	5		Josh Sharkey (Samford) at Chattanooga (01/11/20)
Blocked shots	5		Bo Hodges (ETSU) vs Chattanooga (01/25/20)
	4		Maciej Bender (Mercer) vs Furman (12/20/19)
	4		Chevez Goodwin (Wofford) vs The Citadel (01/11/20)
	3		James Dickey (UNC Greensboro) vs VMI (11/24/19)
	3		Lucas N'Guessan (ETSU) vs Wofford (01/01/20)
	3		Eddie Davis III (The Citadel) at Samford (01/01/20)
	3		Jalen Slawson (Furman) vs ETSU (01/04/20)
	3		Lucas N'Guessan (ETSU) at UNC Greensboro (01/08/20)
	3		Clay Mounce (Furman) at Chattanooga (01/08/20)
	3		Robert Allen (Samford) at Chattanooga (01/11/20)
	3		Maciej Bender (Mercer) at Western Carolina (01/11/20)
	3		Maciej Bender (Mercer) at Samford (01/18/20)
	3		Jalen Slawson (Furman) vs Samford (01/22/20)
	3		Jalen Dupree (Samford) at Furman (01/22/20)
	3		Justin Brown (Chattanooga) vs The Citadel (01/22/20)
	3		Robert Allen (Samford) vs UNC Greensboro (01/25/20)
	3		Kyrin Galloway (UNC Greensboro) at Samford (01/25/20)
Turnovers	3		Maciej Bender (Mercer) at VMI (01/25/20)
	3		Kyrin Galloway (UNC Greensboro) at Western Carolina (01/29/20)
	9		Josh Sharkey (Samford) vs UNC Greensboro (01/25/20)
	8		Josh Sharkey (Samford) vs The Citadel (01/01/20)
	8		Josh Sharkey (Samford) at Furman (01/22/20)
	7		Mason Faulkner (Western Carolina) at VMI (01/08/20)
	7		Tyson Batiste (The Citadel) vs UNC Greensboro (01/15/20)
7		Josh Sharkey (Samford) at ETSU (01/15/20)	