



SOUTHERN CONFERENCE MEN'S BASKETBALL 2019-20

702 North Pine Street, Spartanburg, SC 29303 • 864-591-5100 • Fax: 864-591-3448

Phil Perry, Assistant Commissioner for Media Relations (MBK contact)

facebook.com/SouthernConference • twitter.com/SoConSports • instagram.com/SouthernConference

2019-20 SOUTHERN CONFERENCE BASKETBALL STANDINGS

	Conference					Overall					
	W-L	Pct.	H	A	ST	W-L	Pct.	H	A	N	ST
ETSU	5-1	0.833	3-0	2-1	W3	16-3	0.842	11-0	5-3	0-0	W3
Furman	5-1	0.833	2-1	3-0	W1	15-4	0.789	8-1	6-3	1-0	W1
Western Carolina	4-1	0.800	2-0	2-1	L1	12-4	0.750	7-0	5-4	0-0	L1
UNCG	4-2	0.667	2-1	2-1	W2	14-5	0.737	9-3	5-2	0-0	W2
Chattanooga	3-2	0.600	2-1	1-1	W2	12-6	0.667	7-1	3-5	2-0	W2
Wofford	3-2	0.600	2-0	1-2	L1	11-7	0.611	7-1	4-6	0-0	L1
Samford	2-3	0.400	1-1	1-2	L3	8-11	0.421	6-2	2-9	0-0	L3
Mercer	1-4	0.200	1-2	0-2	W1	7-11	0.389	5-4	2-5	0-2	W1
The Citadel	0-5	0.000	0-3	0-2	L5	6-10	0.375	3-5	3-5	0-0	L5
VMI	0-6	0.000	0-3	0-3	L6	5-14	0.263	4-5	0-8	1-1	L7

UPCOMING SCHEDULE (ALL TIMES EASTERN)

Jan. 17 (Friday)

*Furman at Wofford, 7 p.m. ESPN

Jan. 18 (Saturday)

*The Citadel at VMI, 1 p.m. ESPN+

*Mercer at Samford, 3 p.m. ESPN3

*Chattanooga at UNCG, 7 p.m. ESPN+

*ETSU at Western Carolina, 7 p.m. Nexstar/ESPN+

Ingles SoCon Game of the Week Nexstar affiliates

WMUB (Macon)
WWCW (Lynchburg/Roanoke)
WYCW (Greenville/Spartanburg/Asheville)

Jan. 22 (Wednesday)

*Samford at Furman, 7 p.m. ESPN+

*Western Carolina at Mercer, 7 p.m. ESPN+

*The Citadel at Chattanooga, 7 p.m. ESPN+

*VMI at Wofford, 7 p.m. ESPN+

Jan. 25 (Saturday)

*Furman at The Citadel, 1 p.m. ESPN3

*Mercer at VMI, 1 p.m. Nexstar/ESPN3

*UNCG at Samford, 3 p.m. ESPN3

*Chattanooga at ETSU, 4 p.m. ESPN+

*Wofford at Western Carolina, 7 p.m. ESPN3

Ingles SoCon Game of the Week Nexstar affiliates

EJHL (Tri-Cities)
WMUB (Macon)
WWCW (Lynchburg/Roanoke)
WYCW (Greenville/Spartanburg/Asheville)

Jan. 29 (Wednesday)

*Wofford at The Citadel, 7 p.m. ESPN+

*Mercer at ETSU, 7 p.m. ESPN+

*VMI at Furman, 7 p.m. ESPN+

*UNCG at Western Carolina, 7 p.m. ESPN+

*Chattanooga at Samford, 7:30 p.m. ESPN+

SoCon PLAYER OF THE WEEK (1/14)

PRESENTED BY **GEICO**

Kaelon Harris, F/G, Sr. The Citadel

The senior forward/guard scored a career-high 32 points and matched his season high with 12 rebounds in The Citadel's 73-71 loss at Wofford on Saturday, coming off the bench after missing the Bulldogs' previous game. Harris connected on 11 of his 19 field-goal attempts (.579), matching his career highs in both makes and attempts, while turning in his seventh career double-double and sixth this season. The Atlanta, Georgia, native, who drew eight fouls on the day, was 8-for-10 from the free-throw line and connected on a pair of 3-pointers.

Harris has scored in double figures in eight straight contests and leads the Bulldogs with 15.0 points and 8.2 rebounds per game.



NOTES

• Wofford hosts rival and league-leading Furman on Friday in a nationally televised game on ESPNU to highlight the weekend's Southern Conference men's basketball schedule. The eight other league teams are in action Saturday.

• Western Carolina hosts ETSU on Saturday in the Ingles SoCon Game of the Week. The showdown features an ETSU squad that shares the league lead with Furman at 5-1 in SoCon play and a WCU team that sits just a half-game out of first at 4-1. The Catamounts are 7-0 at home this season.

• Furman moved back into first Wednesday when it handed Western Carolina its first league loss, 83-79. The Paladins, who put six players in double figures, had fewer field goals, fewer 3-pointers and fewer rebounds and shot a lower percentage from the field but made 19 free throws to just six for Western Carolina to claim the four-point victory.

• Wofford fell 72-59 at Chattanooga on Wednesday, snapping its three-game winning streak. Nathan Hoover scored a game-high 20 points for the Terriers, while Storm Murphy had a season-high six assists.

• ETSU downed Samford 88-63 Wednesday for its third straight win since dropping its lone SoCon contest of the year to Furman on Jan. 4. The Bucs are a league-best 16-3 overall on the season.

• Western Carolina's loss to Furman on Wednesday ended its second five-game winning streak of the season. Carlos Dotson and Mason Faulkner had double-doubles in the loss, with Dotson notching game highs with 21 points and 11 rebounds and Faulkner scoring 12 points and dishing off a game-high 11 assists.

• Chattanooga visits UNC Greensboro in another intriguing matchup Saturday. The Mocs opened up a 23-point halftime lead en route to their win over Wofford on Wednesday, moving to 12-6 overall to match their win total from last season. UTC has won six of its last seven games.

• UNCG downed The Citadel 79-69 on Wednesday, winning its second straight since dropping league contests to Wofford and ETSU. Isaiah Miller had three steals in the game to push his career total to 202. The Spartans are a game out of first place at 4-2 in SoCon play.

• The Citadel visits VMI on Saturday in a battle of military rivals both seeking their first league win of the season. The winner will snap a lengthy losing streak, as the Bulldogs have dropped five straight and the Keydets have lost their last seven.

• One game after scoring a career-high 34 points at Western Carolina, reigning General Shale SoCon Student-Athlete of the Week Djordje Dimitrijevic of Mercer dropped 26 points in the Bears' 73-62 win over VMI on Wednesday.

• ETSU is No. 6 in the latest CollegeInsider.com Mid-Major Top 25, while Furman is No. 7 and UNCG is No. 9. The SoCon is one of just two conferences with three teams in the top 10, alongside the West Coast Conference.

• Furman and Western Carolina have both used the same starting lineups in every game this season.

CONFERENCE NEWS AND NOTES

• With its 96-94, double-overtime win over Jacksonville on Nov. 21, Western Carolina became one of just 10 Division I schools to erase a 22-point second-half deficit and the only team to do it with under nine minutes remaining in regulation.

• Wofford (30), UNCG (29) and Furman (25) all set school records for wins last season. The Terriers became just the third team to record 30 wins in league history, joining the 1945-46 North Carolina squad and the 1950-51 NC State team.

• ETSU notched 24 wins last season to give the SoCon four teams with 20 wins for the third straight season. The Bucs have reached 20 wins for four straight seasons, becoming the first SoCon team to post four consecutive 20-win seasons since Davidson turned in five straight from 2004-09. ETSU's 100 wins in the last four seasons are a school record over a four-year span.

• Four Southern Conference teams – ETSU, Furman, UNCG and Wofford – earned postseason invites last season, giving the league multiple teams in postseason play for the 11th consecutive year. It marked the ninth time in the last 11 seasons with at least three SoCon teams in postseason play. SoCon regular-season and tournament champion Wofford earned its first-ever NCAA tournament win with a victory over Seton Hall in the first round. UNCG was the No. 1 seed in the NIT and advanced to the second round, while Furman joined the Spartans in the NIT. ETSU hosted a Colleg Insider.com Postseason Tournament contest.

• As a league, the SoCon finished 12th in the final NET rankings last year. Four teams finished in the top 100 in Wofford (14), Furman (58), UNCG (68) and ETSU (90). The first NET rankings this season will be released Dec. 16.

• Wofford entered the 2019-20 campaign riding an 18-game winning streak in regular-season league games after going 18-0 in SoCon play last season. The Terriers posted an overall 21-game winning streak last season that spanned from Dec. 29 to March 21. The streak ended in the second round of the NCAA Championship against No. 2 seed Kentucky.

• Fifth-year ETSU coach Steve Forbes is third in SoCon history in career wins per season, as he has averaged 25.0 in his first four campaigns with the Bucs. Forbes led ETSU to 24 wins in 2015-16, 27 in 2016-17, 25 in 2017-18 and 24 last year. Third-year Furman coach Bob Richey is fifth on that list with an average of 24.0 wins per game, as he led the Paladins to 23 wins in his first season and 25 last year.

• Furman and Wofford appeared in the Associated Press Top 25, each for the first time, last season, giving the SoCon two different ranked teams in a season for the first time since the 1959-60 season.

• SoCon players set two NCAA records last season, with Wofford's Fletcher Magee finishing his career with a Division I-record 509 career 3-pointers and Furman's Jordan Lyons matching the NCAA single-game mark with 15 3-pointers against North Greenville on Nov. 15. Lyons had 54 points in that contest, tied for 10th in a game in league history.

MID-MAJOR TOP 25 (JAN. 13)

The Southern Conference has three teams ranked in the Colleg Insider.com Mid-Major Top 25 poll.

Colleg Insider.com Mid-Major Top 25

Rank	School (1st-place)	Record	Points	LW	Conf.
1.	Gonzaga (31)	18-1	775	1	West Coast
2.	Liberty	18-1	735	2	ASUN
3.	Northern Iowa	14-2	679	5	Missouri Valley
4.	Yale	11-4	647	6	Ivy League
5.	Saint Mary's	15-4	609	4	West Coast
6.	ETSU	15-3	607	7	Southern
7.	Furman	14-4	577	3	Southern
8.	Kent State	13-3	510	13	Mid-American
9.	UNCG	13-5	498	9	Southern
10.	BYU	13-5	487	10	West Coast
11.	Stephen F. Austin	13-3	425	8	Southland
12.	Santa Clara	15-3	386	12	West Coast
13.	Harvard	11-4	373	14	Ivy League
14.	Akron	13-3	359	19	Mid-American
15.	Wright State	15-4	352	11	Horizon
16.	Colgate	13-4	300	18	Patriot
17.	Belmont	12-5	278	17	Ohio Valley
18.	Pacific	14-5	210	16	West Coast
19.	William & Mary	13-5	196	25	Colonial
20.	New Mexico State	12-6	174	22	WAC
21.	San Francisco	13-6	146	NR	West Coast
22.	Bowling Green	11-5	143	24	Mid-American
23.	Stony Brook	12-6	75	NR	America East
24.	Hofstra	13-5	71	NR	Colonial
25.	Vermont	11-6	67	15	America East

OTHERS RECEIVING VOTES: Drake 61, Georgia State 40, Bradley 38, Loyola 35, **Western Carolina 31**, Delaware 23, Toledo 21, UCSB 20, Northern Kentucky 19, Northern Colorado 13, Southern Utah 13, **Wofford 13**, Penn 11, Buffalo 10, Murray State 10, Sacramento State 7, Ball State 6, UC Riverside 5, Arkansas State 4, Charleston 4, Grambling 3, UC Irvine 3, Indiana State 2, Georgia Southern 1, North Dakota State 1, South Dakota State 1, Youngstown State 1.

Did you know?

• ETSU's win at LSU on Dec. 18, coupled with Wofford's 68-64 win over then-No. 17 North Carolina on Dec. 14, gave the SoCon two wins over Power 5 schools in the span of four days, a feat the league has now accomplished twice in three seasons. In 2017, UNCG beat NC State 81-76 on Dec. 16, followed by Wofford defeating No. 5 North Carolina 79-75 on Dec. 20.

• Western Carolina guard Mason Faulkner's triple-double against North Carolina A&T on Nov. 12 (13 points, 10 rebounds, 10 assists) was the first by a SoCon player since Chattanooga's Keegan Bell went for 12 points, 10 boards and 10 assists at College of Charleston on Dec. 3, 2011.

• Southern Conference Commissioner Jim Schaus has a familial connection to the Southern Conference, as his father, former Los Angeles Lakers coach Fred Schaus, was the men's basketball coach at West Virginia from 1954-60, earning SoCon Coach of the Year honors four times in that six-year span and still ranking in the top 20 in career wins by a league coach.

SoCON PLAYERS OF THE WEEK

PRESENTED BY **GEICO**

Nov. 12.....	Kaleb Hunter, So., G, UNCG
Nov. 19.....	Mason Faulkner, R-Jr., G, WCU
Nov. 26.....	Mason Faulkner, R-Jr., G, WCU
Dec. 3.....	Clay Mounce, Jr., F, FUR
Dec. 10.....	Carlos Dotson, Sr., F, WCU
Dec. 17.....	Ethan Stair, R-Sr., G, MER
Dec. 24.....	Jeromy Rodriguez, R-Sr., F, ETSU
Jan. 7.....	Jordan Lyons, Sr., G, FUR
Jan. 14.....	Kaelon Harris, Sr., F/G, CIT
Jan. 21.....	
Jan. 28.....	
Feb. 4.....	
Feb. 11.....	
Feb. 18.....	
Feb. 25.....	

SoCON PLAYERS OF THE MONTH

November.....	Ethan Stair, R-Sr., G, MER
December.....	Josh Sharkey, Sr., G, SAM
January.....	
February.....	

GENERAL SHALE SoCON

STUDENT-ATHLETE OF THE WEEK

Dec. 18.....	Ethan Stair, R-Sr., G, MER
Jan. 15.....	Djordje Dimitrijevic, Sr., G, MER

Preseason predictions

ETSU is the preseason favorite to win the 2019-20 Southern Conference men's basketball title in polling of the league's 10 men's basketball coaches and media. UNC Greensboro junior guard Isaiah Miller is the coaches' pick for preseason player of the year.

Preseason Player of the Year

Isaiah Miller, Jr., G, UNCG

Preseason All-Southern Conference Team

Bo Hodges, Jr., G, ETSU
 Jeromy Rodriguez, R-Sr., F, ETSU
 Daivien Williamson, So., G, ETSU
 Jordan Lyons, Sr., G, Furman
 Ross Cummings, Sr., G, Mercer
 James Dickey, R-Sr., F, UNCG
 Isaiah Miller, Jr., G, UNCG
 Josh Sharkey, Sr., G, Samford
 Carlos Dotson, Sr., F, Western Carolina
 Nathan Hoover, Sr., G, Wofford

Coaches poll

Team (1st)	Total	Media poll Team (1st)	Total
1. ETSU (8)	80	1. ETSU (20)	286
2. UNCG (2)	74	2. UNCG (6)	264
3. Furman	61	3. Furman (4)	245
4. Wofford	52	4. Wofford	216
5. Samford	48	5. Samford	169
6. Chattanooga	41	6. Chattanooga	128
7. Western Carolina	38	7. Western Carolina	117
8. Mercer	29	8. Mercer	115
9. The Citadel	16	9. The Citadel	70
10. VMI	11	10. VMI	40

SoCON COACHING RECORDS

Coach, school	Career (yrs.)	School (yrs.)	SoCon (yrs.)
Duggar Baucom, The Citadel	239-270 (17th)	51-92 (5th)	23-73 (6th)
Steve Forbes, ETSU	282-102 (12th)	116-42 (5th)	60-18 (5th)
Bob Richey, Furman	63-23 (3rd)	Same	31-11 (3rd)
Greg Gary, Mercer	23-55 (3rd)	7-11 (1st)	1-4 (1st)
Wes Miller, UNCG	155-122 (9th)	Same	87-58 (9th)
Scott Padgett, Samford	82-103 (6th)	Same	32-63 (6th)
Lamont Paris, Chattanooga	34-49 (3rd)	Same	13-28 (3rd)
Dan Earl, VMI	40-101 (5th)	Same	15-63 (5th)
Mark Prosser, Western Carolina	24-52 (3rd)	19-29 (2nd)	8-15 (2nd)
Jay McAuley, Wofford	11-7 (1st)	Same	3-2 (1st)

SPECIALTY STATS LEADERS

40-point games

	Ovr.	SoCon
Jordan Lyons, FUR	1	1

30-point games

	Ovr.	SoCon
Jordan Lyons, FUR	2	1
Kaelon Harris, CIT	1	1
Kaiden Rice, CIT	1	1
Djordje Dimitrijevic, MER	1	1
Isaiah Miller, UNCG	1	1
Mason Faulkner, WCU	1	1

20-point games

	Ovr.	SoCon
Isaiah Miller, UNCG	8	4
Josh Sharkey, SAM	7	3
Mason Faulkner, WCU	7	2
Jordan Lyons, FUR	6	3
Kaiden Rice, CIT	5	2
Djordje Dimitrijevic, MER	5	3
Travis Eeve, VMI	5	1
Tray Boyd III, ETSU	4	1
Noah Gurley, FUR	4	1
Ethan Stair, MER	4	0
Brandon Austin, SAM	4	0
Matt Ryan, UTC	4	1
Nathan Hoover, WOF	4	2
Kaelon Harris, CIT	3	1
Mike Bothwell, FUR	3	1
Carlos Dotson, WCU	3	3
Fletcher Abee, CIT	2	1
Bo Hodges, ETSU	2	0
Clay Mounce, FUR	2	0
Garrett Gilkeson, VMI	2	2
Storm Murphy, WOF	2	0
Hayden Brown, CIT	1	0
Rudy Fitzgibbons III, CIT	1	0
Patrick Good, ETSU	1	0
Jeromy Rodriguez, ETSU	1	1
Daivien Williamson, ETSU	1	0
Kaleb Hunter, UNCG	1	0
Robert Allen, SAM	1	0
Jalen Dupree, SAM	1	0
Deandre Thomas, SAM	1	0
David Jean-Baptiste, UTC	1	0
Ramon Vila, UTC	1	1
Kamdyn Curfman, VMI	1	0
Greg Parham, VMI	1	0
Matt Halvorsen, WCU	1	1
Onno Steger, WCU	1	1
Marcus Thomas, WCU	1	0
Isaiah Bigelow, WOF	1	0

15-rebound games

	Ovr.	SoCon
Jeromy Rodriguez, ETSU	1	1
Ethan Stair, MER	1	0
Tyler Creammer, VMI	1	0
Carlos Dotson, WCU	1	0

10-rebound games

	Ovr.	SoCon
Kaelon Harris, CIT	8	2
Carlos Dotson, WCU	8	4
Ethan Stair, MER	7	0
James Dickey, UNCG	6	3
Jeromy Rodriguez, ETSU	5	1
Jalen Dupree, SAM	4	2
Clay Mounce, FUR	3	1
Maciej Bender, MER	3	2
Robert Allen, SAM	3	1
Mason Faulkner, WCU	3	1
Eddie Davis III, CIT	2	0
Noah Gurley, FUR	2	1
Jalen Slawson, FUR	2	1

Kaleb Hunter, UNCG	2	0
Rod Johnson, UTC	2	1
Tyler Creammer, VMI	2	1
Garrett Gilkeson, VMI	2	2
Chevez Goodwin, WOF	2	1
Brady Spence, CIT	1	0
Vonnie Paterson, ETSU	1	0
Victor Bafutto, MER	1	0
Djordje Dimitrijevic, MER	1	0
Mohammed Abdulsala, UNCG	1	1
Brandon Austin, SAM	1	0
Ramon Vila, UTC	1	0
Jake Stephens, VMI	1	0

15-assist games

	Ovr.	SoCon
Josh Sharkey, SAM	2	0

10-assist games

	Ovr.	SoCon
Josh Sharkey, SAM	5	1
Mason Faulkner, WCU	2	1
Tyson Batiste, CIT	1	0
Djordje Dimitrijevic, MER	1	1

Double-doubles

	Ovr.	SoCon
Carlos Dotson, WCU	8	4
Kaelon Harris, CIT	7	2
Ethan Stair, MER	7	0
Jeromy Rodriguez, ETSU	4	1
Mason Faulkner, WCU^	4	2
Clay Mounce, FUR	3	1
Robert Allen, SAM	3	1
Jalen Dupree, SAM	3	1
Josh Sharkey, SAM*	3	1
Eddie Davis III, CIT	2	0
Noah Gurley, FUR	2	1
Maciej Bender, MER	2	1
James Dickey, UNCG	2	1
Kaleb Hunter, UNCG	2	0
Rod Johnson, UTC	2	1
Chevez Goodwin, WOF	2	1
Brady Spence, CIT	1	0
Jalen Slawson, FUR	1	1
Victor Bafutto, MER	1	0
Djordje Dimitrijevic, MER	1	0
Tyler Creammer, VMI	1	0
Garrett Gilkeson, VMI	1	1

20/15 games

	Ovr.	SoCon
Jeromy Rodriguez, ETSU	1	1

20/10 games

	Ovr.	SoCon
Kaelon Harris, CIT	3	1
Carlos Dotson, WCU	3	3
Ethan Stair, MER	2	0
Jeromy Rodriguez, ETSU	1	1
Josh Sharkey, SAM*	1	1
Garrett Gilkeson, VMI	1	1
Mason Faulkner, WCU	1	1

30/10 games

	Ovr.	SoCon
Kaelon Harris, CIT	1	1

Triple-doubles

	Ovr.	SoCon
Mason Faulkner, WCU	1	0

* all points/assists
^ one is points/assists

3-POINTER STREAKS

Eight SoCon student-athletes have streaks of at least 10 games with a made 3-pointer, led by Samford's Brandon Austin's 20-game streak that dates back to last season.

Consecutive games with a 3-pointer

Player, school	'19-20	'18-19	Total
Brandon Austin, SAM, R-Sr.	18	2	20
Alex Hunter, FUR, Jr.	17	x	17
Djordje Dimitrijevic, MER, Sr.	16	x	16
Kaiden Rice, CIT, Jr.	15	x	15
Matt Halvorsen, WCU, Jr.	15	x	15
Ross Cummings, MER, Sr.	6	7	13
Angelo Allegri, UNCG, So.	12	x	12
Onno Steger, WCU, Sr.	11	x	11

NATIONAL/REGIONAL RECOGNITION

Lou Henson Award preseason watch list

Jeromy Rodriguez, R-Sr., F, ETSU
Jordan Lyons, Sr., G, Furman
Isaiah Miller, Jr., G, UNCG

Lou Henson Award midseason watch list

Jeromy Rodriguez, R-Sr., F, ETSU
Jordan Lyons, Sr., G, Furman
Isaiah Miller, Jr., G, UNCG
Josh Sharkey, Sr., G, Samford
Mason Faulkner, R-Jr., G, Western Carolina

Lou Henson Award National Player of the Week

Mason Faulkner, R-Jr., G, WCU Nov. 25, 2019

Lute Olson Award midseason watch list

Isaiah Miller, Jr., G, UNCG

NET RANKINGS (AS OF JAN. 16)

57	ETSU
76	Furman
79	UNCG
103	Western Carolina
147	Chattanooga
149	Wofford
275	Mercer
286	Samford
290	The Citadel
328	VMI

THE SoCON vs. RANKED TEAMS

Wofford's 68-64 win at No. 17 North Carolina on Sunday is the Southern Conference's third road win over a top-25 team in as many seasons and the Terriers' second over a ranked UNC squad in the last three seasons.

Last season, Furman beat No. 8 Villanova and in 2017, Wofford downed then-No. 5 North Carolina. Coincidentally, Villanova and North Carolina were both defending national champions in those games.

Three of the SoCon's nine wins over ranked opponents since 1998 have come within the last two calendar years.

Southern Conference ranked wins since 1997-98

SoCon	Opp.	Score	Date
Wofford	#17 North Carolina	68-64	12/15/19
Furman	#8 Villanova	76-68 (OT)	11/17/18
Wofford	#5 North Carolina	79-75	12/20/17
Col. of Charleston	#21 Baylor	63-59	11/24/12
Davidson	#12 Kansas	80-74	12/19/11
Col. of Charleston	#9 North Carolina	82-79 (OT)	1/4/10
#23 Davidson	#24 Gonzaga	82-76	3/21/08
#23 Davidson	#8 Georgetown	74-70	3/23/08
#23 Davidson	#6 Wisconsin	73-56	3/28/08
Col. of Charleston	#3 North Carolina	66-64	12/5/98

SoCon RECORD BOOK

INDIVIDUAL

Coaching wins at a SoCon school

1.	447	Bob McKillip, DAV (1992-14)
2.	299	Mike Young, WOF (2002-19)
3.	243	Mack McCarthy, UTC (1985-97)
	243	Burton Shipley, MD (1923-47)
5.	230	Bill Reinhart, GW (1935-42; 1949-66)
6.	226	Eddie Cameron, Duke (1928-42)
	226	Bobby Cremins, APP (1975-81); CofC (2006-12)
8.	223	Lyles Alley, FUR (1945-49; 1950-66)
9.	213	Les Robinson, CIT (1974-85); ETSU (1985-90)
10.	205	Murray Greason, WF (1935-53)
11.	194	Norman Shepard, UNC (1923-24); DAV (1937-49)
12.	193	Larry Hunter, WCU (2005-18)
13.	187	Everett Case, NCSU (1946-53)
14.	176	Lefty Driesell, DAV (1960-69)
15.	168	Malcolm U. Pitt, RICH (1935-52)
16.	155	Wes Miller, UNCG (2011-present)
17.	148	Herman J. Stegeman, UGA (1921-31)
18.	147	Lester Hooker Jr., RICH (1952-63)
19.	146	Fred Schaus, WVU (1954-60)
20.	145	Steve Cottrell, WCU (1977-87)
	145	John Shulman, UTC (2004-13)
22.	142	Joe Williams, FUR (1970-78)
23.	141	Tom Scott, UNC (1946-52); DAV (1955-60)
24.	139	Ron Shumate, UTC (1972-79)
	139	Tom Apke, APP (1986-96)

Coaching wins per season (min. two seasons)

Avg. Wins	Yrs.		
1.	26.7	187	7 Everett Case, NCSU 1946-53
2.	26.0	52	2 Ben Carnevale, UNC 1944-46
3.	25.0	100*	4 Steve Forbes, ETSU 2015-pr.
4.	24.3	146	6 Fred Schaus, WVU 1954-60
5.	24.0	48*	2 Bob Richey, FUR 2017-pr.

* Entering 2019-20 season

3-point field goals made

Game			
1.	15	Keith Veney, MAR vs. Morehead*	12/16/96
	15	Jordan Lyons, FUR vs. NGU*	11/15/18
3.	11	Elton Nesbitt, GSU vs. UTC	1/17/05
	11	Fletcher Magee, WOF at UTC	2/17/18
	11	Patrick Good, ETSU at WCU	1/26/19
6.	10	10 times. Last:	
		Jordan Lyons, FUR at VMI	1/1/20

* NCAA record

Blocked shots

Career			
1.	349	Kyle Hines, UNCG	2004-08
2.	308	Rans Brempong, WCU	2001-05
3.	270	Justin Tuoyo, UTC	2014-17
4.	269	George Singleton, FUR	1981-84
5.	238	Jody Lumpkin, CofC	1998-01
6.	220	Jeremy Clayton, APP	2004-08
7.	215	Kirill Misyuchenko, CIT	1995-98
8.	213	Lucas Troutman, Elon	2010-14
9.	204	James Dickey, UNCG	2016-pr.
10.	202	Lewis Preston, VMI	1990-93

Steals

Career			
1.	334	Keith Jennings, ETSU	1988-91
2.	293	D.J. Thompson, APP	2003-06
3.	285	Brigham Waginger, WCU	2006-10
4.	256	Josh Sharkey, SAM	2016-pr.
5.	250	Derek Rucker, DAV	1985-88
6.	247	Tyson Patterson, APP	1996-00

Season Game

1.	11	Ali Ton, DAV vs. Tufts	11/29/97
2.	10	Shawn Moore, MAR vs. ETSU	1/29/94
	10	Brandon Born, UTC vs. USC Aiken	11/26/94
	10	Jason Bell, VMI vs. Furman	2/10/98
	10	Zakee Wadood, ETSU vs. Clemson	12/15/03
6.	9	D.J. Thompson, APP vs. UNCG	2/22/07
	9	Stephen Curry, DAV vs. Guilford	11/14/08
9	8	Isaiah Miller, UNCG vs. Mercer	1/1/20
	8	21 times. Last:	
		Tray Boyd III, ETSU vs. Mars Hill	12/19/19

Assists

Career			
1.	983	Keith Jennings, ETSU	1988-91
2.	701	Greg White, MAR	1978-81
3.	672	Josh Sharkey, SAM	2016-pr.
4.	668	Guilherme Da Luz, FUR	2000-03
5.	663	Jason Richards, DAV	2004-08

ACTIVE SoCon CAREER LEADERS

Points scored

(SoCon career rank)

1,362	Nathan Hoover, Wofford, Sr.
1,351	Josh Sharkey, Samford, Sr.
1,328	Jordan Lyons, Furman, Sr.
1,184	Isaiah Miller, UNCG, Jr.
991	Ethan Stair, Mercer, R-Sr.

Points scored per game (min. 800 points)

13.16	Isaiah Miller, UNCG, Jr.
11.75	Josh Sharkey, Samford, Sr.
11.35	Nathan Hoover, Wofford, Sr.
11.16	Jordan Lyons, Furman, Sr.
10.89	Ross Cummings, Mercer, Sr.

Field-goal percentage (min. 240 made)

.607	Carlos Dotson, Western Carolina, Sr.
.540	James Dickey, UNCG, Sr.
.526	Clay Mounce, Furman, Jr.
.499	Isaiah Miller, UNCG, Jr.
.4967	Kyrin Galloway, UNCG, Sr.

3-point field goals made

260	Jordan Lyons, Furman, Sr.
259	Nathan Hoover, Wofford, Sr.
184	Matt Halvorsen, Western Carolina, Jr.
173	Ross Cummings, Mercer, Sr.
152	Kaiden Rice, The Citadel, Jr.

3-point field-goal percentage (min. 120 made)

.431	Storm Murphy, Wofford, Jr.
.414	Brandon Austin, Samford, R-Sr.
.404	Ross Cummings, Mercer, Sr.
.388	Nathan Hoover, Wofford, Sr.
.384	Patrick Good, ETSU, R-Jr.

Free-throw percentage (min. 110 made)

.883	Nathan Hoover, Wofford, Sr.
.854	Matt Halvorsen, WCU, Jr.
.854	Myron Gordon, Samford, Sr.
.808	Djordje Dimitrijevic, MER, Sr.
.801	Ross Cummings, Mercer, Sr.

Rebounds

930	James Dickey, UNCG, Sr.
508	Ethan Stair, Mercer, R-Sr.
479	Jeremy Rodriguez, ETSU, R-Sr.
478	Garrett Gilkeson, VMI, Sr.
464	Tyler Creammer, VMI, Sr.

Rebounds per game (min. 280 rebounds)

9.98	Jeremy Rodriguez, ETSU, R-Sr.
9.28	Carlos Dotson, Western Carolina, Sr.
8.02	James Dickey, UNCG, Jr.
7.51	Robert Allen, Samford, So.
5.17	Kaelon Harris, The Citadel, Sr.

Blocked shots

204	James Dickey, UNCG, Sr.	(9)
96	Kyrin Galloway, UNCG, Sr.	
62	Clay Mounce, Furman, Jr.	
61	Bo Hodges, ETSU, Jr.	
51	Robert Allen, Samford, So.	

Steals

256	Josh Sharkey, Samford, Sr.	(4)
202	Isaiah Miller, UNCG, Jr.	
124	Garrett Gilkeson, VMI, Sr.	
103	Ethan Stair, Mercer, R-Sr.	
99	Jordan Lyons, Furman, Sr.	
99	James Dickey, UNCG, Sr.	

Assists

672	Josh Sharkey, Samford, Sr.	(3)
293	Storm Murphy, Wofford, Jr.	
220	Garrett Gilkeson, VMI, Sr.	
207	Alex Hunter, Furman, Jr.	
185	Isaiah Miller, UNCG, Jr.	

Assists per game (min. 150 assists)

5.84	Josh Sharkey, Samford, Sr.
3.45	Storm Murphy, Wofford, Jr.
3.00	Isaiah Tisdale, ETSU, Sr.
2.44	Alex Hunter, Furman, Jr.
2.06	Greg Parham, VMI, Jr.

America East (1-0)

12/18 UNCG 54, Vermont 53

American Athletic (0-3)

11/5 East Carolina 80, VMI 68
 11/21 South Florida 69, Wofford 55
 12/2 South Florida 65, Furman 55

ASUN (7-1)

11/11 Mercer 74, Kennesaw State 62
 11/15 Mercer 84, FGCU 68
 11/16 North Alabama 61, Samford 55
 11/21 Western Carolina 96, Jacksonville 94 (2OT)
 11/24 Western Carolina 70, Stetson 64
 12/4 UNCG 72, Kennesaw State 54
 (Fleming Gym; Greensboro, N.C.)
 12/7 VMI 88, Stetson 61
 12/22 Wofford 83, Kennesaw State 70

Atlantic 10 (0-2)

11/26 St. Bonaventure 56, Mercer 51
 12/4 Duquesne 71, VMI 58

Atlantic Coast (1-7)

11/15 Florida State 79, Western Carolina 74
 11/20 Florida State 89, Chattanooga 53
 12/11 Virginia Tech 63, Chattanooga 58
 12/15 NC State 80, UNCG 77
 12/15 Wofford 68, #17 North Carolina 64
 12/19 #4 Duke 86, Wofford 57
 12/21 Virginia Tech 64, VMI 55
 12/22 NC State 83, The Citadel 63

Big 12 (0-2)

11/8 #3 Kansas 74, UNCG 62
 11/19 #4 Kansas 75, ETSU 63

Big East (1-4)

11/6 St. John's 109, Mercer 79
 11/16 Butler 80, Wofford 61
 11/30 UNCG 65, Georgetown 61
 12/18 Xavier 74, Western Carolina 61
 12/21 Georgetown 99, Samford 71

Big Sky (1-2)

11/15 Idaho 68, VMI 67
 (Jonesboro, Ark.)
 11/16 Montana State 67, UNCG 66
 (Fleming Gym; Greensboro, N.C.)
 11/24 ETSU 70, Southern Utah 58

Big South (12-4)

11/5 Furman 70, Gardner-Webb 63
 11/9 UNC Asheville 91, The Citadel 76
 11/9 Western Carolina 71, Gardner-Webb 59
 11/9 Wofford 89, High Point 61
 11/11 Presbyterian 80, VMI 77 (OT)
 11/12 Furman 91, Charleston Southern 47
 11/14 ETSU 61, Winthrop 58
 11/16 Campbell 87, The Citadel 73
 12/7 UNCG 60, Radford 58
 12/7 Western Carolina 78, UNC Asheville 77
 12/7 Wofford 81, Gardner-Webb 77
 12/8 Furman 84, USC Upstate 72
 12/14 Furman 80, Winthrop 73
 (Bon Secours Wellness Arena; Greenville, S.C.)
 12/19 The Citadel 102, Longwood 99 (3OT)
 12/21 Chattanooga 68, UNC Asheville 64
 12/29 USC Upstate 91, VMI 82

Big Ten (0-1)

11/20 Illinois 85, The Citadel 57

Big West (1-1)

11/17 VMI 89, UC Davis 84 (2OT)
 (Jonesboro, Ark.)
 12/15 Hawaii 94, Samford 73

Colonial (2-1)

11/12 William & Mary 80, Wofford 79
 11/26 Furman 97, Elon 61
 12/16 Mercer 72, UNCW 63

Conference USA (0-2)

11/30 Louisiana Tech 78, Samford 57
 12/22 Florida Atlantic 65, Mercer 50

Horizon (3-0)

11/23 Mercer 72, UIC 68
 12/21 ETSU 80, Cleveland State 55
 12/21 UNCG 67, Northern Kentucky 50
 (Fleming Gym; Greensboro, N.C.)

Metro Atlantic Athletic (2-2)

11/8 Marist 58, VMI 56
 11/19 Samford 70, Manhattan 57
 11/23 The Citadel 79, Marist 75
 12/1 Canisius 76, Mercer 66
 (Boca Raton, Fla.)

Mid-Eastern Athletic (5-0)

11/5 UNCG 83, North Carolina A&T 50
 11/12 Western Carolina 90, North Carolina A&T 64
 11/23 ETSU 98, Delaware State 66
 11/26 Wofford 67, Maryland Eastern Shore 42
 12/2 Wofford 77, North Carolina Central 59

Missouri Valley (1-0)

11/8 Furman 87, Loyola-Chicago 63

Non-Division I (25-0)

11/5 Wofford 86, Erskine 63
 11/6 ETSU 79, Newberry 50
 11/7 Samford 68, Kentucky Wesleyan 42
 11/8 Mercer 84, Columbia International 76
 11/11 UNCG 109, Averett 51
 11/13 Samford 102, UVA-Wise 64
 11/15 Furman 83, Southern Wesleyan 61
 11/20 VMI 96, Christendom 20
 11/22 Furman 90, Columbia International 45
 11/26 The Citadel 90, Brevard 47
 11/26 VMI 98, Goucher 32
 11/27 Western Carolina 78, Bryan 54
 12/3 Samford 97, Auburn-Montgomery 64
 12/7 The Citadel 108, Carver 40
 12/8 Chattanooga 99, Tennessee Wesleyan 51
 12/10 The Citadel 129, Piedmont 83
 12/11 Furman 90, North Greenville 65
 12/11 VMI 78, Ferrum 60
 12/13 Wofford 112, North Greenville 66
 12/15 ETSU 97, Milligan 41
 12/28 Western Carolina 108, Piedmont 47
 12/28 Mercer 104, Milligan 52
 12/28 UNCG 106, William Peace 34
 12/29 Chattanooga 72, Cumberland 42
 12/29 ETSU 117, Mars Hill 48

Ohio Valley (6-3)

11/5 Morehead State 90, Samford 86 (2OT)
 11/5 Eastern Kentucky 79, Chattanooga 68
 11/9 Chattanooga 59, Tennessee State 57
 11/9 ETSU 92, UT Martin 75
 11/11 Belmont 95, Samford 63
 11/15 UNCG 64, Tennessee Tech 30
 (Fleming Gym; Greensboro, N.C.)
 11/19 The Citadel 74, Southeast Missouri 69
 11/30 Chattanooga 63, Jacksonville State 60
 (Niceville, Fla.)

America East.....	1-0
American Athletic.....	0-3
ASUN.....	7-1
Atlantic 10.....	0-2
Atlantic Coast.....	1-7
Big 12.....	0-2
Big East.....	1-4
Big Sky.....	1-2
Big South.....	12-4
Big Ten.....	0-1
Big West.....	1-1
Colonial.....	2-1
Conference USA.....	0-2
Horizon.....	3-0
Metro Atlantic Athletic.....	2-2
Mid-Eastern Athletic.....	5-0
Missouri Valley.....	1-0
Non-Division I.....	25-0
Ohio Valley.....	6-3
Patriot.....	0-1
Southeastern.....	1-7
Southland.....	1-0
Southwestern Athletic.....	1-0
Summit.....	0-2
Sun Belt.....	8-3
Total.....	79-48
Home.....	52-10
Away.....	23-35
Neutral.....	4-3
vs. Top 25.....	1-5

12/21 Western Carolina 89, Tennessee Tech 76

Patriot (0-1)

12/2 Holy Cross 81, Mercer 67
 (Boca Raton, Fla.)

Southeastern (1-7)

11/5 Georgia 91, Western Carolina 72
 11/12 Georgia 95, The Citadel 86
 11/18 Missouri 75, Wofford 56
 11/19 Alabama 81, Furman 73
 11/25 #17 Tennessee 58, Chattanooga 46
 12/5 #14 Auburn 81, Furman 78 (OT)
 12/18 Alabama 105, Samford 87
 (Legacy Arena; Birmingham, Ala.)
 12/18 ETSU 74, LSU 63

Southland (1-0)

12/7 Samford 113, Houston Baptist 90

Southwestern Athletic (1-0)


11/29 Chattanooga 74, Alabama State 56
 (Niceville, Fla.)

Summit (0-2)

11/27 South Dakota State 86, Samford 77
 12/7 North Dakota State 78, ETSU 68

Sun Belt (8-3)

11/12 Chattanooga 74, Troy 68
 11/14 Arkansas State 71, VMI 56
 11/15 Chattanooga 90, South Alabama 72
 11/18 UNCG 55, Appalachian State 41
 11/19 Georgia Southern 98, Mercer 88
 11/23 Samford 72, Troy 60
 11/26 ETSU 78, Appalachian State 69
 11/27 Furman 58, UT Arlington 57
 (Elon, N.C.)
 11/30 ETSU 67, Little Rock 63
 12/7 Georgia State 73, Mercer 61
 12/15 Chattanooga 84, Troy 80 (OT)



The Citadel

(6-10, 0-5 SoCon)

N9	UNC ASHEVILLE (ESPN3)	L, 76-91
N12	at Georgia (SEC Network+)	L, 86-95
N16	CAMPBELL (ESPN3)	L, 73-87
N19	at Southeast Missouri (ESPN+)	W, 74-69
N20	at Illinois# (Big Ten Network)	L, 57-85
N23	at Marist (ESPN+)	W, 79-75
N26	BREVARD# (ESPN+)	W, 90-47
D4	*ETSU (ESPN+)	L, 84-96
D7	CARVER (ESPN3)	W, 108-40
D10	PIEDMONT (ESPN3)	W, 129-83
D19	at Longwood (ESPN+)	W, 102-99 (3OT)
D22	at NC State (ACC Network)	L, 63-83
J1	*at Samford (ESPN+)	L, 68-69
J4	*WESTERN CAROLINA (ESPN+)	L, 82-86
J11	*at Wofford (ESPN3)	L, 71-73
J15	*UNCG (ESPN+)	L, 69-79
J18	*at VMI (ESPN+)	1 p.m.
J22	*at Chattanooga (ESPN+)	7 p.m.
J25	*FURMAN (ESPN3)	1 p.m.
J29	*WOFFORD (ESPN+)	7 p.m.
F1	*at Mercer (Nexstar/ESPN3)	4:30 p.m.
F5	*at UNCG (ESPN3)	7 p.m.
F8	*VMI (ESPN+)	1 p.m.
F12	*at ETSU (ESPN+)	7 p.m.
F15	*SAMFORD (Nexstar/ESPN3)	1 p.m.
F19	*CHATTANOOGA (ESPN+)	7 p.m.
F22	*at Western Carolina (ESPN3)	7:30 p.m.
F26	*MERCER (ESPN3)	7 p.m.
F29	*at Furman (Nexstar/ESPN+)	4 p.m.
M6-9	at SoCon Championship (Asheville, N.C.)	

- Illinois Classic (campus sites)




ETSU

(16-3, 5-1 SoCon)

N6	NEWBERRY (ESPN+)	W, 79-50
N9	at UT Martin (ESPN+)	W, 92-75
N14	WINTHROP (ESPN+)	W, 61-58
N19	at No. 4 Kansas# (ESPN+)	L, 63-75
N23	DELAWARE STATE# (ESPN3)	W, 98-66
N24	SOUTHERN UTAH# (ESPN+)	W, 70-58
N26	APPALACHIAN STATE (ESPN+)	W, 78-69
N30	at Little Rock (ESPN+)	W, 67-63
D4	*at The Citadel (ESPN+)	W, 96-84
D7	at North Dakota State (ESPN+)	L, 68-78
D15	MILLIGAN (ESPN3)	W, 97-41
D18	at LSU (SEC Network)	W, 74-63
D21	CLEVELAND STATE (ESPN3)	W, 80-55
D29	MARS HILL (ESPN3)	W, 117-48
J1	*WOFFORD (ESPN+)	W, 49-48
J4	*at Furman (ESPN3)	L, 56-65
J8	*at UNCG (ESPN+)	W, 64-57
J11	*VMI (Nexstar/ESPN3)	W, 61-55
J15	*SAMFORD (ESPN+)	W, 88-63
J18	*at Western Carolina (Nexstar/ESPN+)	7 p.m.
J25	*CHATTANOOGA (ESPN+)	4 p.m.
J29	*MERCER (ESPN+)	7 p.m.
F1	*UNCG (ESPN+)	4 p.m.
F5	*at Chattanooga (ESPN+)	7 p.m.
F8	*at Mercer (ESPN+)	4:30 p.m.
F12	*THE CITADEL (ESPN+)	7 p.m.
F15	*at VMI (ESPN+)	1 p.m.
F19	*FURMAN (ESPN+)	7 p.m.
F22	*at Samford (ESPN+)	3 p.m.
F26	*at Wofford (ESPN+)	7 p.m.
F29	*WESTERN CAROLINA (ESPN+)	4 p.m.
M6-9	at SoCon Championship (Asheville, N.C.)	

- Maui Jim Maui Invitational (campus sites)



Furman

(15-4, 5-1 SoCon)

N5	at Gardner-Webb (ESPN+)	W, 70-63
N8	LOYOLA CHICAGO (ESPN3)	W, 87-63
N12	at Charleston Southern (ESPN+)	W, 91-47
N15	SOUTHERN WESLEYAN# (ESPN3)	W, 83-61
N19	at Alabama# (SEC Network+)	L, 73-81
N22	COLUMBIA INTERNATIONAL (ESPN3)	W, 90-45
N26	at Elon# (FloHoops)	W, 97-61
N27	vs. UT Arlington^	W, 58-57
D2	at South Florida (ESPN3)	L, 55-65
D5	at No. 14 Auburn (SEC Network)	L, 78-81 (OT)
D8	USC UPSTATE (ESPN+)	W, 84-72
D11	NORTH GREENVILLE (ESPN3)	W, 90-65
D14	WINTHROP& (ESPN+)	W, 80-73
D20	*at Mercer (ESPN3)	W, 64-62
J1	*at VMI (ESPN+)	W, 89-73
J4	*ETSU (ESPN3)	W, 65-56
J8	*at Chattanooga (ESPN+)	W, 73-66
J11	*UNCG& (ESPN3)	L, 73-86
J15	*WESTERN CAROLINA (ESPN+)	W, 83-79
J17	*at Wofford (ESPN+)	7 p.m.
J22	*SAMFORD (ESPN+)	7 p.m.
J25	*at The Citadel (ESPN3)	1 p.m.
J29	*VMI (ESPN+)	7 p.m.
F5	*MERCER (ESPN+)	7 p.m.
F8	*at Western Carolina (ESPN+)	2 p.m.
F12	*at Samford (ESPN+)	7:30 p.m.
F15	*CHATTANOOGA (ESPN3)	4 p.m.
F19	*at ETSU (ESPN+)	7 p.m.
F22	*WOFFORD& (Nexstar/ESPN+)	12 p.m.
F26	*at UNCG (ESPN+)	7 p.m.
F29	*THE CITADEL (Nexstar/ESPN+)	4 p.m.
M6-9	at SoCon Championship (Asheville, N.C.)	

- Bad Boy Mowers Battle 4 Atlantis (campus sites)
 ^ - Bad Boy Mowers Battle 4 Atlantis (Elon, N.C.)
 & - Bon Secours Wellness Arena (Greenville, S.C.)




Mercer

(7-11, 1-4 SoCon)

N6	at St. John's (FS1)	L, 79-109
N8	COLUMBIA INTERNATIONAL (ESPN3)	W, 84-76
N11	KENNESAW STATE (ESPN+)	W, 74-62
N15	FGCU (ESPN3)	W, 84-68
N19	at Georgia Southern (ESPN+)	L, 88-98
N23	at UIC# (ESPN+)	W, 72-68
N26	at St. Bonaventure# (ESPN+)	L, 51-56
D1	vs. Canisius^ (CUSA.TV)	L, 66-76
D2	vs. Holy Cross^ (CUSA.TV)	L, 67-81
D7	GEORGIA STATE (ESPN+)	L, 61-73
D16	at UNCW (FloHoops)	W, 72-63
D20	*FURMAN (ESPN3)	L, 62-64
D22	FLORIDA ATLANTIC (ESPN+)	L, 50-65
D28	MILLIGAN (ESPN3)	W, 104-52
J1	*at UNCG (ESPN+)	L, 63-72
J4	*CHATTANOOGA (ESPN3)	L, 61-70
J11	*at Western Carolina (ESPN+)	L, 71-79
J15	*VMI (ESPN+)	W, 73-62
J18	*at Samford (ESPN3)	3 p.m.
J22	*WESTERN CAROLINA (ESPN+)	7 p.m.
J25	*at VMI (Nexstar/ESPN3)	1 p.m.
J29	*at ETSU (ESPN+)	7 p.m.
F1	*THE CITADEL (Nexstar/ESPN3)	4:30 p.m.
F5	*at Furman (ESPN+)	7 p.m.
F8	*ETSU (ESPN+)	4:30 p.m.
F12	*at Wofford (ESPN+)	7 p.m.
F15	*UNCG (ESPN3)	4:30 p.m.
F19	*SAMFORD (ESPN+)	7 p.m.
F22	*at Chattanooga (ESPN3)	4:30 p.m.
F26	*at The Citadel (ESPN3)	7 p.m.
F29	*WOFFORD (ESPN+)	4:30 p.m.
M6-9	at SoCon Championship (Asheville, N.C.)	

- Boca Raton Beach Classic (campus sites)
 ^ - Boca Raton Beach Classic (Boca Raton, Fla.)




UNC Greensboro

(14-5, 4-2 SoCon)

N5	North Carolina A&T (ESPN3)	W, 83-50
N8	at No. 3 Kansas (ESPN3)	L, 62-74
N11	AVERETT# (ESPN+)	W, 109-51
N15	TENNESSEE TECH#^ (ESPN3)	W, 64-30
N16	MONTANA STATE#^ (ESPN3)	L, 66-67
N18	APPALACHIAN STATE# (ESPN+)	W, 55-41
N24	*VMI (ESPN+)	W, 74-63
N30	at Georgetown (FS2)	W, 65-61
D4	KENNESAW STATE^ (ESPN+)	W, 72-54
D7	at Radford (ESPN+)	W, 60-58
D15	NC STATE (ESPN+)	L, 77-80
D18	at Vermont (ESPN+)	W, 54-53
D21	NORTHERN KENTUCKY^ (ESPN+)	W, 67-50
D28	WILLIAM PEACE (ESPN3)	W, 106-34
J1	*MERCER (ESPN+)	W, 72-63
J4	*at Wofford (Nexstar/ESPN+)	L, 92-98 (2OT)
J8	*ETSU (ESPN+)	L, 57-64
J11	*at Furman& (ESPN3)	W, 86-73
J15	*at The Citadel (ESPN+)	W, 79-69
J18	*CHATTANOOGA (ESPN+)	7 p.m.
J25	*at Samford (ESPN3)	3 p.m.
J29	*at Western Carolina (ESPN+)	7 p.m.
F1	*at ETSU (ESPN+)	4 p.m.
F5	*THE CITADEL (ESPN3)	7 p.m.
F9	*SAMFORD (ESPN+)	1 p.m.
F12	*WESTERN CAROLINA (ESPN+)	7 p.m.
F15	*at Mercer (ESPN3)	4:30 p.m.
F19	*WOFFORD (ESPN+)	7 p.m.
F22	*at VMI (ESPN+)	1 p.m.
F26	*FURMAN (ESPN+)	7 p.m.
F29	*at Chattanooga (ESPN+)	4:30 p.m.
M6-9	at SoCon Championship (Asheville, N.C.)	

- Spartan Invitational
 ^ - Fleming Gymnasium (Greensboro, N.C.)
 & - Bon Secours Wellness Arena (Greenville, S.C.)




Samford

(8-11, 2-3 SoCon)

N5	at Morehead State (ESPN+)	L, 86-90 (2OT)
N7	KENTUCKY WESLEYAN (ESPN+)	W, 68-42
N11	at Belmont (ESPN+)	L, 63-95
N13	UVA-WISE (ESPN3)	W, 102-64
N16	at North Alabama (ESPN+)	L, 55-61
N19	MANHATTAN (ESPN+)	W, 70-57
N23	TROY (ESPN3)	W, 72-60
N27	at South Dakota State (ESPN3)	L, 77-86
N30	at Louisiana Tech (CUSA.TV)	L, 57-78
D3	AUBURN-MONTGOMERY (ESPN3)	W, 97-64
D7	at Houston Baptist	W, 113-90
D15	at Hawaii (Spectrum Sports)	L, 73-94
D18	ALABAMA# (ESPN+)	L, 87-105
D21	at Georgetown (FS1)	L, 71-99
J1	*THE CITADEL (ESPN+)	W, 69-68
J4	*at VMI (ESPN+)	W, 78-75
J8	*WOFFORD (ESPN+)	L, 62-67
J11	*at Chattanooga (ESPN3)	L, 67-105
J15	*at ETSU (ESPN+)	L, 63-88
J18	*MERCER (ESPN3)	3 p.m.
J22	*at Furman (ESPN+)	7 p.m.
J25	*UNCG (ESPN3)	3 p.m.
J29	*CHATTANOOGA (ESPN+)	7:30 p.m.
F1	*at Wofford (ESPN3)	7 p.m.
F5	*WESTERN CAROLINA (ESPN3)	7:30 p.m.
F9	*at UNCG (ESPN+)	1 p.m.
F12	*FURMAN (ESPN+)	7:30 p.m.
F15	*at The Citadel (Nexstar/ESPN3)	1 p.m.
F19	*at Mercer (ESPN+)	7 p.m.
F22	*ETSU (ESPN+)	3 p.m.
F26	*at Western Carolina (ESPN+)	7 p.m.
F29	*VMI (ESPN3)	5 p.m.
M6-9	at SoCon Championship (Asheville, N.C.)	


- Legacy Arena at Birmingham-Jefferson Convention Complex (Birmingham, Ala.)



Chattanooga
(12-6, 3-2 SoCon)

N5	at Eastern Kentucky (ESPN+)	L, 68-79
N9	TENNESSEE STATE (SDN)	W, 59-57
N12	at Troy (ESPN+)	W, 74-68
N15	SOUTH ALABAMA (SDN)	W, 90-72
N20	at Florida State# (Fox Sports South/ACCNE)	L, 53-89
N25	at No. 17 Tennessee# (SEC Network)	L, 46-58
N29	vs. Alabama State^ (EmeraldCoast.TV)	W, 74-56
N30	vs. Jacksonville State^ (EmeraldCoast.TV)	W, 63-60
D3	*at Western Carolina (ESPN3)	L, 77-87
D8	TENNESSEE WESLEYAN (ESPN3)	W, 99-51
D11	at Virginia Tech (ACC Network)	L, 58-63
D15	TROY (ESPN+)	W, 84-80 (OT)
D21	at UNC Asheville (ESPN+)	W, 68-64
D29	CUMBERLAND (ESPN3)	W, 72-42
J4	*at Mercer (ESPN3)	W, 70-61
J8	*FURMAN (ESPN+)	L, 66-73
J11	*SAMFORD (ESPN3)	W, 105-67
J15	*WOFFORD (ESPN+)	W, 72-59
J18	*at UNCG (ESPN+)	7 p.m.
J22	*THE CITADEL (ESPN+)	7 p.m.
J25	*at ETSU (ESPN+)	4 p.m.
J29	*at Samford (ESPN+)	7:30 p.m.
F1	*WESTERN CAROLINA (ESPN3)	2 p.m.
F5	*ETSU (ESPN+)	7 p.m.
F8	*at Wofford (Nexstar/ESPN+)	7 p.m.
F12	*VMI (ESPN+)	7 p.m.
F15	*at Furman (ESPN3)	7 p.m.
F19	*at The Citadel (ESPN+)	7 p.m.
F22	*MERCER (ESPN3)	4:30 p.m.
F26	*at VMI (ESPN+)	7 p.m.
F29	*UNCG (ESPN+)	4:30 p.m.
M6-9	at SoCon Championship (Asheville, N.C.)	


- Emerald Coast Classic (campus sites)
^ - Emerald Coast Classic (Niceville, Fla.)



VMI
(5-14, 0-6 SoCon)

N5	at East Carolina (ESPN3)	L, 68-80
N8	MARIST (ESPN3)	L, 56-58
N11	PRESBYTERIAN (ESPN+)	L, 77-80 (OT)
N14	at Arkansas State# (ESPN+)	L, 56-71
N15	vs. Idaho^	L, 67-68*
N17	vs. UC Davis^	W, 89-84 (2OT)
N20	CHRISTENDOM# (ESPN3)	W, 96-20
N24	*at UNCG (ESPN+)	L, 63-74
N26	GOUCHER (ESPN3)	W, 98-32
D4	at Duquesne (ESPN+)	L, 58-71
D7	STETSON (ESPN+)	W, 88-61
D11	FERRUM (ESPN3)	W, 78-60
D21	at Virginia Tech (ACC Network)	L, 55-64
D29	at USC Upstate (ESPN+)	L, 82-91
J1	*FURMAN (ESPN+)	L, 73-89
J4	*SAMFORD (ESPN+)	L, 75-78
J8	*WESTERN CAROLINA (ESPN3)	L, 85-97
J11	*at ETSU (Nexstar/ESPN3)	L, 55-61
J15	*at Mercer (ESPN+)	L, 62-73
J18	*THE CITADEL (ESPN+)	1 p.m.
J22	*at Wofford (ESPN+)	7 p.m.
J25	*MERCER (Nexstar/ESPN3)	1 p.m.
J29	*at Furman (ESPN+)	7 p.m.
F5	*WOFFORD (ESPN+)	7 p.m.
F8	*at The Citadel (ESPN+)	1 p.m.
F12	*at Chattanooga (ESPN+)	7 p.m.
F15	*ETSU (ESPN+)	1 p.m.
F19	*at Western Carolina (ESPN+)	7 p.m.
F22	*UNCG (ESPN+)	1 p.m.
F26	*CHATTANOOGA (ESPN+)	7 p.m.
F29	*at Samford (ESPN3)	5 p.m.
M6-9	at SoCon Championship (Asheville, N.C.)	

- Red Wolves Classic (campus sites)
^ - Red Wolves Classic (Jonesboro, Ark.)



Western Carolina
(12-4, 4-1 SoCon)

N5	at Georgia (SEC Network+)	L, 72-91
N9	GARDNER-WEBB (ESPN3)	W, 71-59
N12	NORTH CAROLINA A&T (ESPN+)	W, 90-64
N15	at Florida State (Fox Sports South/ACCNE)	L, 74-79
N21	at Jacksonville (ESPN+)	W, 96-94 (2OT)
N24	at Stetson (ESPN+)	W, 70-64
N27	BRYAN (SDN)	W, 78-54
D3	*CHATTANOOGA (ESPN3)	W, 87-77
D7	UNC ASHEVILLE (Nexstar/ESPN3)	W, 78-77
D18	at Xavier (FS1)	L, 61-74
D21	at Tennessee Tech (ESPN+)	W, 89-76
D28	PIEDMONT (SDN)	W, 108-47
J4	*at The Citadel (ESPN+)	W, 86-82
J8	*at VMI (ESPN3)	W, 97-85
J11	*MERCER (ESPN+)	W, 79-71
J15	*at Furman (ESPN+)	L, 79-83
J18	*ETSU (Nexstar/ESPN+)	7 p.m.
J22	*at Mercer (ESPN+)	7 p.m.
J25	*WOFFORD (ESPN3)	7 p.m.
J29	*UNCG (ESPN+)	7 p.m.
F1	*at Chattanooga (ESPN3)	2 p.m.
F5	*at Samford (ESPN3)	7:30 p.m.
F8	*FURMAN (ESPN+)	2 p.m.
F12	*at UNCG (ESPN+)	7 p.m.
F15	*at Wofford (ESPN+)	7 p.m.
F19	*VMI (ESPN+)	7 p.m.
F22	*THE CITADEL (ESPN3)	7:30 p.m.
F26	*SAMFORD (ESPN+)	7 p.m.
F29	*at ETSU (ESPN+)	4 p.m.
M6-9	at SoCon Championship (Asheville, N.C.)	



Wofford
(11-7, 3-2 SoCon)

N5	ERSKINE (ESPN3)	W, 86-63
N9	HIGH POINT (SDN)	W, 89-61
N12	WILLIAM & MARY (ESPN+)	L, 79-80
N16	at Butler# (FS2)	L, 61-80
N18	at Missouri# (SEC Network+)	L, 56-75
N21	at South Florida (ESPN3)	L, 55-69
N26	at Maryland Eastern Shore#	W, 67-42
D2	NORTH CAROLINA CENTRAL (ESPN+)	W, 77-59
D7	GARDNER-WEBB (ESPN3)	W, 81-77
D13	NORTH GREENVILLE (ESPN3)	W, 112-66
D15	at No. 17 North Carolina (ACC Network)	W, 68-64
D19	at No. 4 Duke (ESPN2)	L, 57-86
D22	at Kennesaw State (ESPN+)	W, 83-70
J1	*at ETSU (ESPN+)	L, 48-49
J4	*UNCG (Nexstar/ESPN+)	W, 98-92 (2OT)
J8	*at Samford (ESPN+)	W, 67-762
J11	*THE CITADEL (ESPN3)	W, 73-71
J15	*at Chattanooga (ESPN+)	L, 59-72
J17	*FURMAN (ESPN+)	7 p.m.
J22	*VMI (ESPN+)	7 p.m.
J25	*at Western Carolina (ESPN3)	7 p.m.
J29	*at The Citadel (ESPN+)	7 p.m.
F1	*SAMFORD (ESPN3)	7 p.m.
F5	*at VMI (ESPN+)	7 p.m.
F8	*CHATTANOOGA (Nexstar/ESPN+)	7 p.m.
F12	*MERCER (ESPN+)	7 p.m.
F15	*WESTERN CAROLINA (ESPN+)	7 p.m.
F19	*at UNCG (ESPN+)	7 p.m.
F22	*at Furman& (Nexstar/ESPN+)	12 p.m.
F26	*ETSU (ESPN+)	7 p.m.
F29	*at Mercer (ESPN+)	4:30 p.m.
M6-9	at SoCon Championship (Asheville, N.C.)	

- Hall of Fame Classic (campus sites)
& - Bon Secours Wellness Arena (Greenville, S.C.)

Southern Conference men's basketball media relations information

<p>The Citadel (CitadelSports.com) Milledge Austin (maustin7@citadel.edu) Office: 843-953-6567</p> <p>ETSU (ETSUBucs.com) Kevin Brown (brownk@etsu.edu) Office: 423-439-5263</p> <p>Furman (FurmanPaladins.com) Jordan Caskey (jordan.caskey@furman.edu) Office: 864-294-3065</p> <p>Mercer (MercerBears.com) Travis Rae (rae_tj@mercer.edu) Office: 478-301-5219</p> <p>UNCG (UNCGSpartans.com) Mark Pinkerton (mdpinker@uncg.edu) Office: 757-812-1926</p> <p>Samford (SamfordSports.com) Joey Mullins (jimmulli1@samford.edu) Office: 205-726-2799</p>	<p>Chattanooga (GoMocs.com) Jim Horten (jameshorten@utc.edu) Office: 423-425-2350</p> <p>VMI (VMIKeydets.com) Wade Branner (brannerwh@vmi.edu) Office: 540-464-7515</p> <p>Western Carolina (CatamountSports.com) Steven Grandy (sgrandy@email.wcu.edu) Office: 828-227-2655</p> <p>Wofford (WoffordTerriers.com) Phil Marcello (marcellopr@wofford.edu) Office: 864-597-4092</p> <p>Southern Conference (SoConSports.com) Phil Perry (pperry@socon.org) Office: 864-591-5100 // Cell: 864-525-5174</p>
---	--

2019-20 Southern Conference
CONFERENCE BASKETBALL STATISTICS
Through games of Jan 16, 2020 (All games)

SCORING OFFENSE	G	W-L	Pts	Avg/G
1. Western Carolina	16	12-4	1315	82.2
2. The Citadel	16	6-10	1311	81.9
3. Furman	19	15-4	1483	78.1
4. ETSU	19	16-3	1458	76.7
5. Samford	19	8-11	1430	75.3
6. UNC Greensboro	19	14-5	1400	73.7
7. Wofford	18	11-7	1316	73.1
8. VMI	19	5-14	1381	72.7
9. Chattanooga	18	12-6	1298	72.1
10. Mercer	18	7-11	1282	71.2

SCORING DEFENSE	G	Pts	Avg/G
1. UNC Greensboro	19	1133	59.6
2. ETSU	19	1171	61.6
3. Chattanooga	18	1186	65.9
4. Furman	19	1256	66.1
5. Wofford	18	1238	68.8
6. VMI	19	1312	69.1
7. Mercer	18	1294	71.9
8. Western Carolina	16	1177	73.6
9. Samford	19	1488	78.3
10. The Citadel	16	1257	78.6

SCORING MARGIN	G	Offense	Defense	Margin
1. ETSU	19	76.7	61.6	+15.1
2. UNC Greensboro	19	73.7	59.6	+14.1
3. Furman	19	78.1	66.1	+11.9
4. Western Carolina	16	82.2	73.6	+8.6
5. Chattanooga	18	72.1	65.9	+6.2
6. Wofford	18	73.1	68.8	+4.3
7. VMI	19	72.7	69.1	+3.6
8. The Citadel	16	81.9	78.6	+3.4
9. Mercer	18	71.2	71.9	-0.7
10. Samford	19	75.3	78.3	-3.1

FREE THROW PCT	G	FTM	FTA	Pct.
1. Wofford	18	202	272	.743
2. VMI	19	189	258	.733
3. Mercer	18	212	292	.726
4. Furman	19	221	312	.708
5. Western Carolina	16	235	333	.706
6. Samford	19	261	376	.694
7. The Citadel	16	204	299	.682
8. Chattanooga	18	182	269	.677
9. ETSU	19	276	412	.670
10. UNC Greensboro	19	199	309	.644

FIELD GOAL PERCENTAGE	G	FGM	FGA	Pct.
1. Furman	19	538	1116	.482
2. Western Carolina	16	454	959	.473
3. ETSU	19	516	1097	.470
4. Wofford	18	464	1018	.456
5. The Citadel	16	469	1044	.449
6. Chattanooga	18	479	1067	.449
7. Samford	19	521	1163	.448
8. Mercer	18	471	1068	.441
9. VMI	19	491	1128	.435
10. UNC Greensboro	19	518	1199	.432

FIELD GOAL PCT DEFENSE	G	FGM	FGA	Pct.
1. ETSU	19	422	1034	.408
2. UNC Greensboro	19	386	941	.410
3. Western Carolina	16	427	987	.433
4. The Citadel	16	459	1058	.434
5. Chattanooga	18	442	1014	.436
6. Samford	19	545	1245	.438
7. Wofford	18	439	999	.439
8. Mercer	18	460	1046	.440
9. Furman	19	478	1085	.441
10. VMI	19	465	1050	.443

3-POINT FG PCT	G	3FGM	3FGA	Pct.
1. Western Carolina	16	172	442	.389
2. VMI	19	210	562	.374
3. Wofford	18	186	499	.373
4. Furman	19	186	514	.362
5. Chattanooga	18	158	439	.360
6. Mercer	18	128	365	.351
7. The Citadel	16	169	488	.346
8. ETSU	19	150	440	.341
9. Samford	19	127	374	.340
10. UNC Greensboro	19	165	519	.318

3-POINT FG PCT DEFENSE	G	3FGM	3FGA	Pct.
1. ETSU	19	106	380	.279
2. Western Carolina	16	104	360	.289
3. The Citadel	16	134	442	.303
4. Furman	19	129	424	.304
5. Chattanooga	18	111	357	.311
6. Samford	19	181	551	.328
7. UNC Greensboro	19	128	385	.332
8. Wofford	18	139	416	.334
9. Mercer	18	135	397	.340
10. VMI	19	139	399	.348

REBOUNDING OFFENSE	G	Rebounds	Avg/G
1. Western Carolina	16	624	39.0
2. The Citadel	16	614	38.4
3. Samford	19	726	38.2
4. ETSU	19	709	37.3
5. UNC Greensboro	19	699	36.8
6. Mercer	18	651	36.2
7. Chattanooga	18	647	35.9
8. VMI	19	663	34.9
9. Furman	19	619	32.6
10. Wofford	18	548	30.4

REBOUNDING DEFENSE	G	Rebounds	Avg/G
1. ETSU	19	602	31.7
2. Mercer	18	580	32.2
3. Wofford	18	587	32.6
4. UNC Greensboro	19	634	33.4
5. Western Carolina	16	535	33.4
6. Chattanooga	18	606	33.7
7. Furman	19	648	34.1
8. VMI	19	664	34.9
9. The Citadel	16	611	38.2
10. Samford	19	747	39.3

2019-20 Southern Conference
CONFERENCE BASKETBALL STATISTICS
Through games of Jan 16, 2020 (All games)

REBOUNDING MARGIN	G	Team	Avg.	Opp.	Avg.	Margin
1.	ETSU	19	709	37.3	602	31.7 +5.6
2.	Western Carolina	16	624	39.0	535	33.4 +5.6
3.	Mercer	18	651	36.2	580	32.2 +3.9
4.	UNC Greensboro	19	699	36.8	634	33.4 +3.4
5.	Chattanooga	18	647	35.9	606	33.7 +2.3
6.	The Citadel	16	614	38.4	611	38.2 +0.2
7.	VMI	19	663	34.9	664	34.9 -0.1
8.	Samford	19	726	38.2	747	39.3 -1.1
9.	Furman	19	619	32.6	648	34.1 -1.5
10.	Wofford	18	548	30.4	587	32.6 -2.2

BLOCKED SHOTS	G	No.	Avg/G
1.	ETSU	19	82 4.3
2.	UNC Greensboro	19	77 4.1
3.	Samford	19	60 3.2
4.	Furman	19	55 2.9
5.	Wofford	18	51 2.8
6.	VMI	19	48 2.5
7.	The Citadel	16	39 2.4
8.	Mercer	18	43 2.4
9.	Western Carolina	16	29 1.8
10.	Chattanooga	18	28 1.6

ASSISTS	G	No.	Avg/G
1.	VMI	19	318 16.7
2.	The Citadel	16	267 16.7
3.	Western Carolina	16	243 15.2
4.	Furman	19	288 15.2
5.	Chattanooga	18	266 14.8
6.	ETSU	19	270 14.2
7.	Mercer	18	250 13.9
8.	Wofford	18	239 13.3
9.	UNC Greensboro	19	241 12.7
10.	Samford	19	236 12.4

STEALS	G	No.	Avg/G
1.	UNC Greensboro	19	193 10.2
2.	ETSU	19	173 9.1
3.	Furman	19	152 8.0
4.	The Citadel	16	125 7.8
5.	VMI	19	138 7.3
6.	Mercer	18	130 7.2
7.	Samford	19	134 7.1
8.	Wofford	18	107 5.9
9.	Western Carolina	16	89 5.6
10.	Chattanooga	18	86 4.8

TURNOVER MARGIN	G	Team	Avg.	Opp.	Avg.	Margin
1.	UNC Greensboro	19	222	11.7	367	19.3 +7.6
2.	Furman	19	220	11.6	302	15.9 +4.3
3.	ETSU	19	242	12.7	312	16.4 +3.7
4.	Wofford	18	208	11.6	234	13.0 +1.4
5.	VMI	19	241	12.7	264	13.9 +1.2
6.	Chattanooga	18	214	11.9	233	12.9 +1.1
7.	The Citadel	16	257	16.1	250	15.6 -0.4
8.	Western Carolina	16	236	14.8	221	13.8 -0.9
9.	Samford	19	306	16.1	286	15.1 -1.1
10.	Mercer	18	272	15.1	248	13.8 -1.3

ASSIST/TURNOVER RATIO	G	Ast.	Avg.	T/O	Avg.	Ratio
1.	VMI	19	318	16.7	241	12.7 1.3
2.	Furman	19	288	15.2	220	11.6 1.3
3.	Chattanooga	18	266	14.8	214	11.9 1.2
4.	Wofford	18	239	13.3	208	11.6 1.1
5.	ETSU	19	270	14.2	242	12.7 1.1
6.	UNC Greensboro	19	241	12.7	222	11.7 1.1
7.	The Citadel	16	267	16.7	257	16.1 1.0
8.	Western Carolina	16	243	15.2	236	14.8 1.0
9.	Mercer	18	250	13.9	272	15.1 0.9
10.	Samford	19	236	12.4	306	16.1 0.8

OFFENSIVE REBOUNDS	G	No.	Avg/G
1.	UNC Greensboro	19	246 12.9
2.	ETSU	19	228 12.0
3.	Samford	19	212 11.2
4.	Western Carolina	16	173 10.8
5.	Mercer	18	191 10.6
6.	The Citadel	16	166 10.4
7.	VMI	19	197 10.4
8.	Chattanooga	18	180 10.0
9.	Furman	19	155 8.2
10.	Wofford	18	145 8.1

DEFENSIVE REBOUNDS	G	No.	Avg/G
1.	Western Carolina	16	451 28.2
2.	The Citadel	16	448 28.0
3.	Samford	19	514 27.1
4.	Chattanooga	18	467 25.9
5.	Mercer	18	460 25.6
6.	ETSU	19	481 25.3
7.	VMI	19	466 24.5
8.	Furman	19	464 24.4
9.	UNC Greensboro	19	453 23.8
10.	Wofford	18	403 22.4

DEFENSIVE REB PCT.	G	D-Reb	Opp. OR	D-Reb%
1.	Chattanooga	18	467	148 .759
2.	UNC Greensboro	19	453	157 .743
3.	Western Carolina	16	451	158 .741
4.	Mercer	18	460	168 .732
5.	ETSU	19	481	182 .725
6.	The Citadel	16	448	170 .725
7.	Furman	19	464	179 .722
8.	VMI	19	466	186 .715
9.	Wofford	18	403	167 .707
10.	Samford	19	514	249 .674

OFFENSIVE REB PCT.	G	O-Reb	Opp. DR	O-Reb%
1.	ETSU	19	228	420 .352
2.	UNC Greensboro	19	246	477 .340
3.	Mercer	18	191	412 .317
4.	Western Carolina	16	173	377 .315
5.	Samford	19	212	498 .299
6.	VMI	19	197	478 .292
7.	Chattanooga	18	180	458 .282
8.	The Citadel	16	166	441 .273
9.	Wofford	18	145	420 .257
10.	Furman	19	155	469 .248

2019-20 Southern Conference
CONFERENCE BASKETBALL STATISTICS
Through games of Jan 16, 2020 (All games)

3-POINT FG MADE	G	No.	Avg/G
1. VMI	19	210	11.1
2. Western Carolina	16	172	10.8
3. The Citadel	16	169	10.6
4. Wofford	18	186	10.3
5. Furman	19	186	9.8
6. Chattanooga	18	158	8.8
7. UNC Greensboro	19	165	8.7
8. ETSU	19	150	7.9
9. Mercer	18	128	7.1
10. Samford	19	127	6.7

2019-20 Southern Conference
CONFERENCE BASKETBALL STATISTICS
Through games of Jan 16, 2020 (All games)

Team	Conference	Pct.	PF	PA	Overall	Pct.	PF	PA	Current unbeaten streak
ETSU	5-1	.833	69.0	62.0	16-3	.842	76.7	61.6	ETSU -- 3
Furman	5-1	.833	74.5	70.3	15-4	.789	78.1	66.1	UNC Greensboro -- 2
Western Carolina	4-1	.800	85.6	79.6	12-4	.750	82.2	73.6	Chattanooga -- 2
UNC Greensboro	4-2	.667	76.7	71.7	14-5	.737	73.7	59.6	Furman -- 1
Chattanooga	3-2	.600	78.0	69.4	12-6	.667	72.1	65.9	Mercer -- 1
Wofford	3-2	.600	69.0	69.2	11-7	.611	73.1	68.8	
Samford	2-3	.400	67.8	80.6	8-11	.421	75.3	78.3	
Mercer	1-4	.200	66.0	69.4	7-11	.389	71.2	71.9	
The Citadel	0-5	.000	74.8	80.6	6-10	.375	81.9	78.6	
VMI	0-6	.000	68.8	78.7	5-14	.263	72.7	69.1	

TEAM SUMMARIES	G	PF-PA	Avg score	Margin	FG-FGA	Pct.	3FG-FGA	Pct.	FT-FTA	Pct.	RebF	RebA	Margin
Chattanooga	18	1298-1186	72.1-65.9	+6.2	479-1067	.449	158-439	.360	182-269	.677	647	606	+2.3
ETSU	19	1458-1171	76.7-61.6	+15.1	516-1097	.470	150-440	.341	276-412	.670	709	602	+5.6
Furman	19	1483-1256	78.1-66.1	+11.9	538-1116	.482	186-514	.362	221-312	.708	619	648	-1.5
Mercer	18	1282-1294	71.2-71.9	-0.7	471-1068	.441	128-365	.351	212-292	.726	651	580	+3.9
Samford	19	1430-1488	75.3-78.3	-3.1	521-1163	.448	127-374	.340	261-376	.694	726	747	-1.1
The Citadel	16	1311-1257	81.9-78.6	+3.4	469-1044	.449	169-488	.346	204-299	.682	614	611	+0.2
UNC Greensboro	19	1400-1133	73.7-59.6	+14.1	518-1199	.432	165-519	.318	199-309	.644	699	634	+3.4
VMI	19	1381-1312	72.7-69.1	+3.6	491-1128	.435	210-562	.374	189-258	.733	663	664	-0.1
Western Carolina	16	1315-1177	82.2-73.6	+8.6	454-959	.473	172-442	.389	235-333	.706	624	535	+5.6
Wofford	18	1316-1238	73.1-68.8	+4.3	464-1018	.456	186-499	.373	202-272	.743	548	587	-2.2

ATTENDANCE	Home	Average	Away	Average	Neutral	Average	Total	Average
Chattanooga	8-20509	2564	8-46047	5756	2-345	172	18-66901	3717
ETSU	11-46545	4231	8-35796	4474	0-0	0	19-82341	4334
Furman	9-20948	2328	9-30990	3443	1-0	0	19-51938	2734
Mercer	9-20992	2332	7-16362	2337	2-0	0	18-37354	2075
Samford	8-9282	1160	11-28047	2550	0-0	0	19-37329	1965
The Citadel	8-5283	660	8-40090	5011	0-0	0	16-45373	2836
UNC Greensboro	12-40261	3355	7-35265	5038	0-0	0	19-75526	3975
VMI	9-9744	1083	8-24171	3021	2-204	102	19-34119	1796
Western Carolina	7-11318	1617	9-34193	3799	0-0	0	16-45511	2844
Wofford	8-12428	1554	10-44307	4431	0-0	0	18-56735	3152
Totals	89-197310	2217	85-335268	3944	7-549	78	181-533127	2945

2019-20 Southern Conference
INDIVIDUAL BASKETBALL STATISTICS
Through games of Jan 16, 2020 (All games)

To be ranked, a player must appear in at least 75.0% of their team's games.

SCORING								REBOUNDING							
	Cl	G	FG	3FG	FT	Pts	Avg/G		Cl	G	Off	Def	Total	Avg/G	
1. Josh Sharkey-SAM	Sr	16	96	19	88	299	18.7	1. Carlos Dotson-WCU	Sr	16	37	106	143	8.9	
2. Mason Faulkner-WCU	Jr	16	84	38	86	292	18.3	2. James Dickey-UNCG	Sr	19	56	111	167	8.8	
3. Isaiah Miller-UNCG	Jr	19	142	16	43	343	18.1	3. Ethan Stair-MER	Sr	18	30	125	155	8.6	
4. Jordan Lyons-FUR	Sr	19	101	49	72	323	17.0	4. Kaelon Harris-CIT	Sr	15	34	91	125	8.3	
5. Djordje Dimitrijevic-MER	Sr	17	93	34	67	287	16.9	5. Jeromy Rodriguez-ETSU	Sr	15	45	73	118	7.9	
6. Ethan Stair-MER	Sr	18	103	37	44	287	15.9	6. Jalen Dupree-SAM	Sr	19	50	88	138	7.3	
7. Matt Ryan-UTC	Sr	18	92	47	36	267	14.8	7. Clay Mounce-FUR	Jr	19	39	86	125	6.6	
8. Kaelon Harris-CIT	Sr	15	71	15	64	221	14.7	8. Chevez Goodwin-WOF	Jr	18	45	69	114	6.3	
9. Kaiden Rice-CIT	Jr	16	81	49	18	229	14.3	9. Robert Allen-SAM	So	18	32	78	110	6.1	
10. Nathan Hoover-WOF	Sr	18	82	44	49	257	14.3	10. Mason Faulkner-WCU	Jr	16	13	84	97	6.1	
11. Noah Gurley-FUR	So	19	102	12	53	269	14.2	11. Eddie Davis III-CIT	Sr	16	28	65	93	5.8	
12. Carlos Dotson-WCU	Sr	16	90	0	42	222	13.9	12. Bo Hodges-ETSU	Jr	19	31	78	109	5.7	
13. Brandon Austin-SAM	Sr	18	90	45	23	248	13.8	13. Garrett Gilkeson-VMI	Sr	19	25	84	109	5.7	
14. David Jean-Baptiste-UTC	Jr	18	90	33	33	246	13.7	14. Tyler Creamer-VMI	Sr	19	41	64	105	5.5	
15. Clay Mounce-FUR	Jr	19	95	38	31	259	13.6	15. Ramon Vila-UTC	Jr	18	43	56	99	5.5	
16. Travis Eeve-VMI	Fr	19	90	51	24	255	13.4	16. Lucas N'Guessan-ETSU	Sr	19	30	73	103	5.4	
17. Tray Boyd III-ETSU	Sr	19	88	46	30	252	13.3	17. Rod Johnson-UTC	Jr	17	16	73	89	5.2	
18. Robert Allen-SAM	So	18	94	17	33	238	13.2	18. Noah Gurley-FUR	So	19	28	70	98	5.2	
19. Bo Hodges-ETSU	Jr	19	92	10	48	242	12.7	19. Onno Steger-WCU	Sr	16	25	57	82	5.1	
20. Storm Murphy-WOF	Jr	17	79	38	19	215	12.6	20. Jalen Slawson-FUR	So	19	23	74	97	5.1	
21. Fletcher Abee-CIT	Fr	16	65	43	20	193	12.1								
22. Matt Halvorsen-WCU	Jr	16	56	48	25	185	11.6								
23. Jalen Dupree-SAM	Sr	19	80	9	46	215	11.3								
24. Ramon Vila-UTC	Jr	18	87	1	20	195	10.8								
25. Onno Steger-WCU	Sr	16	55	35	28	173	10.8								
26. Kamdyn Curfman-VMI	Fr	19	69	53	14	205	10.8								
27. Jeromy Rodriguez-ETSU	Sr	15	66	0	28	160	10.7								
28. Mike Bothwell-FUR	So	19	75	27	17	194	10.2								
29. Garrett Gilkeson-VMI	Sr	19	61	28	42	192	10.1								
30. Chevez Goodwin-WOF	Jr	18	77	0	24	178	9.9								

FIELD GOAL PCT						ASSISTS				
	Cl	G	FGM	FGA	Pct.		Cl	G	No.	Avg/G
1. Jeromy Rodriguez-ETSU	Sr	15	66	102	.647	1. Josh Sharkey-SAM	Sr	16	131	8.2
2. Carlos Dotson-WCU	Sr	16	90	143	.629	2. Tyson Batiste-CIT	Sr	16	103	6.4
3. Ramon Vila-UTC	Jr	18	87	145	.600	-2. Mason Faulkner-WCU	Jr	16	103	6.4
4. Chevez Goodwin-WOF	Jr	18	77	131	.588	4. Garrett Gilkeson-VMI	Sr	19	68	3.6
5. James Dickey-UNCG	Sr	19	67	119	.563	5. Alex Hunter-FUR	Jr	19	62	3.3
6. Noah Gurley-FUR	So	19	102	187	.545	6. Djordje Dimitrijevic-MER	Sr	17	54	3.2
7. Jalen Dupree-SAM	Sr	19	80	147	.544	7. Isaiah Miller-UNCG	Jr	19	59	3.1
8. Mike Bothwell-FUR	So	19	75	140	.536	8. Isaiah Tisdale-ETSU	Sr	19	58	3.1
9. Clay Mounce-FUR	Jr	19	95	184	.516	9. Storm Murphy-WOF	Jr	17	46	2.7
10. Travis Eeve-VMI	Fr	19	90	179	.503	10. Bo Hodges-ETSU	Jr	19	50	2.6
11. Bo Hodges-ETSU	Jr	19	92	186	.495	11. Maurice Commander-UTC	So	18	46	2.6
12. Josh Sharkey-SAM	Sr	16	96	196	.490	12. Travis Eeve-VMI	Fr	19	48	2.5
13. Kaelon Harris-CIT	Sr	15	71	148	.480	13. Greg Parham-VMI	Jr	18	44	2.4
14. Storm Murphy-WOF	Jr	17	79	165	.479	14. Daivien Williamson-ETSU	So	19	46	2.4
15. Ethan Stair-MER	Sr	18	103	217	.475	15. David Jean-Baptiste-UTC	Jr	18	42	2.3

2019-20 Southern Conference
INDIVIDUAL BASKETBALL STATISTICS
Through games of Jan 16, 2020 (All games)

FREE THROW PCT					
	Cl	G	FTM	FTA	Pct.
1. Nathan Hoover-WOF	Sr	18	49	52	.942
2. Ethan Stair-MER	Sr	18	44	49	.898
3. Jordan Lyons-FUR	Sr	19	72	84	.857
4. Djordje Dimitrijevic-MER	Sr	17	67	81	.827
5. Matt Ryan-UTC	Sr	18	36	44	.818
6. Garrett Gilkeson-VMI	Sr	19	42	52	.808
7. Jalen Dupree-SAM	Sr	19	46	59	.780
8. Josh Sharkey-SAM	Sr	16	88	116	.759
9. Mason Faulkner-WCU	Jr	16	86	114	.754
10. Kaelon Harris-CIT	Sr	15	64	87	.736
11. Lucas N'Guessan-ETSU	Sr	19	46	64	.719
12. Noah Gurley-FUR	So	19	53	78	.679
13. Myles Lewis-VMI	Jr	19	42	63	.667
14. Bo Hodges-ETSU	Jr	19	48	78	.615
15. Isaiah Miller-UNCG	Jr	19	43	78	.551

STEALS				
	Cl	G	No.	Avg/G
1. Josh Sharkey-SAM	Sr	16	53	3.3
2. Isaiah Miller-UNCG	Jr	19	50	2.6
3. Isaiah Tisdale-ETSU	Sr	19	34	1.8
4. Clay Mounce-FUR	Jr	19	33	1.7
5. Djordje Dimitrijevic-MER	Sr	17	28	1.6
6. Tray Boyd III-ETSU	Sr	19	30	1.6
7. Mason Faulkner-WCU	Jr	16	25	1.6
8. Garrett Gilkeson-VMI	Sr	19	29	1.5
-8. Patrick Good-ETSU	Jr	19	29	1.5
10. Tyson Batiste-CIT	Sr	16	24	1.5
11. Bo Hodges-ETSU	Jr	19	28	1.5
12. Travis Eeve-VMI	Fr	19	27	1.4
13. Daniel Love-MER	So	18	24	1.3
-13. Brandon Austin-SAM	Sr	18	24	1.3
15. Jordan Lyons-FUR	Sr	19	25	1.3

3-POINT FG PCT					
	Cl	G	3FG	FGA	Pct.
1. Jonathan Scott-UTC	Sr	18	22	47	.468
2. Matt Halvorsen-WCU	Jr	16	48	106	.453
3. Isaiah Bigelow-WOF	Fr	18	26	58	.448
4. Storm Murphy-WOF	Jr	17	38	86	.442
5. Onno Steger-WCU	Sr	16	35	81	.432
6. Travis Eeve-VMI	Fr	19	51	119	.429
7. Clay Mounce-FUR	Jr	19	38	90	.422
8. Trevor Stumpe-WOF	Sr	18	26	62	.419
9. Brandon Austin-SAM	Sr	18	45	109	.413
10. Mike Bothwell-FUR	So	19	27	66	.409
11. Kamdyn Curfman-VMI	Fr	19	53	132	.402
12. Fletcher Abee-CIT	Fr	16	43	109	.394
13. Tray Boyd III-ETSU	Sr	19	46	118	.390
14. Daivien Williamson-ETSU	So	19	24	62	.387
15. Rudy Fitzgibbons III-CIT	Fr	14	21	55	.382

3-POINT FG MADE				
	Cl	G	3FG	Avg/G
1. Kaiden Rice-CIT	Jr	16	49	3.1
2. Matt Halvorsen-WCU	Jr	16	48	3.0
3. Kamdyn Curfman-VMI	Fr	19	53	2.8
4. Fletcher Abee-CIT	Fr	16	43	2.7
5. Travis Eeve-VMI	Fr	19	51	2.7
6. Matt Ryan-UTC	Sr	18	47	2.6
7. Jordan Lyons-FUR	Sr	19	49	2.6
8. Brandon Austin-SAM	Sr	18	45	2.5
9. Nathan Hoover-WOF	Sr	18	44	2.4
10. Tray Boyd III-ETSU	Sr	19	46	2.4
11. Mason Faulkner-WCU	Jr	16	38	2.4
12. Storm Murphy-WOF	Jr	17	38	2.2
13. Onno Steger-WCU	Sr	16	35	2.2
14. Patrick Good-ETSU	Jr	19	41	2.2
15. Ethan Stair-MER	Sr	18	37	2.1

BLOCKED SHOTS				
	Cl	G	No.	Avg/G
1. James Dickey-UNCG	Sr	19	35	1.8
2. Kyrin Galloway-UNCG	Sr	15	23	1.5
3. Chevez Goodwin-WOF	Jr	18	25	1.4
4. Lucas N'Guessan-ETSU	Sr	19	24	1.3
5. Robert Allen-SAM	So	18	21	1.2
6. Jalen Dupree-SAM	Sr	19	20	1.1
7. Brady Spence-CIT	Fr	14	14	1.0
8. Jake Stephens-VMI	So	19	18	0.9
-8. Bo Hodges-ETSU	Jr	19	18	0.9
10. Clay Mounce-FUR	Jr	19	17	0.9
11. Messiah Jones-WOF	Fr	18	16	0.9
12. Maciej Bender-MER	Jr	18	14	0.8
13. Jalen Slawson-FUR	So	19	14	0.7
14. Noah Gurley-FUR	So	19	12	0.6
15. Xavier Cork-WCU	Fr	16	10	0.6

ASSIST/TURNOVER RATIO					
	Cl	G	Ast.	T/O	Ratio
1. Alex Hunter-FUR	Jr	19	62	19	3.3
2. Isaiah Tisdale-ETSU	Sr	19	58	20	2.9
3. Garrett Gilkeson-VMI	Sr	19	68	24	2.8
4. Tyson Batiste-CIT	Sr	16	103	50	2.1
5. Mason Faulkner-WCU	Jr	16	103	54	1.9
6. Josh Sharkey-SAM	Sr	16	131	91	1.4
7. Isaiah Miller-UNCG	Jr	19	59	50	1.2
8. Djordje Dimitrijevic-MER	Sr	17	54	49	1.1

2019-20 Southern Conference
INDIVIDUAL BASKETBALL STATISTICS
Through games of Jan 16, 2020 (All games)

OFFENSIVE REBOUNDS	Cl	G	No.	Avg/G
1. Jeromy Rodriguez-ETSU	Sr	15	45	3.0
2. James Dickey-UNCG	Sr	19	56	2.9
3. Jalen Dupree-SAM	Sr	19	50	2.6
4. Chevez Goodwin-WOF	Jr	18	45	2.5
5. Ramon Vila-UTC	Jr	18	43	2.4
6. Carlos Dotson-WCU	Sr	16	37	2.3
7. Kaelon Harris-CIT	Sr	15	34	2.3
8. Tyler Creammer-VMI	Sr	19	41	2.2
9. Clay Mounce-FUR	Jr	19	39	2.1
-9. Isaiah Miller-UNCG	Jr	19	39	2.1
11. Messiah Jones-WOF	Fr	18	33	1.8
-11. Maciej Bender-MER	Jr	18	33	1.8
13. Robert Allen-SAM	So	18	32	1.8
14. Eddie Davis III-CIT	Sr	16	28	1.8
15. Mohammed Abdulsalam-UNCG	So	18	30	1.7
-15. Ethan Stair-MER	Sr	18	30	1.7

DEFENSIVE REBOUNDS	Cl	G	No.	Avg/G
1. Ethan Stair-MER	Sr	18	125	6.9
2. Carlos Dotson-WCU	Sr	16	106	6.6
3. Kaelon Harris-CIT	Sr	15	91	6.1
4. James Dickey-UNCG	Sr	19	111	5.8
5. Mason Faulkner-WCU	Jr	16	84	5.3
6. Jeromy Rodriguez-ETSU	Sr	15	73	4.9
7. Jalen Dupree-SAM	Sr	19	88	4.6
8. Clay Mounce-FUR	Jr	19	86	4.5
9. Garrett Gilkeson-VMI	Sr	19	84	4.4
10. Robert Allen-SAM	So	18	78	4.3
11. Rod Johnson-UTC	Jr	17	73	4.3
12. Bo Hodges-ETSU	Jr	19	78	4.1
13. Eddie Davis III-CIT	Sr	16	65	4.1
14. Nathan Hoover-WOF	Sr	18	73	4.1
15. Tyson Batiste-CIT	Sr	16	63	3.9

MINUTES PLAYED	Cl	G	No.	Avg/G
1. Josh Sharkey-SAM	Sr	16	557	34.8
2. Ethan Stair-MER	Sr	18	623	34.6
3. Mason Faulkner-WCU	Jr	16	538	33.6
4. Nathan Hoover-WOF	Sr	18	602	33.4
5. Djordje Dimitrijevic-MER	Sr	17	565	33.2
6. Jordan Lyons-FUR	Sr	19	622	32.7
7. Matt Halvorsen-WCU	Jr	16	522	32.6
8. Brandon Austin-SAM	Sr	18	576	32.0
9. Robert Allen-SAM	So	18	574	31.9
10. Garrett Gilkeson-VMI	Sr	19	604	31.8

2019-20 Southern Conference
Conference Team Highs
Through games of Jan 16, 2020 (All games)

TEAM HIGHS (highest totals made by)

Points	129	The Citadel vs Piedmont (12/10/19)
	117	ETSU vs Mars Hill (12/29/19)
	113	Samford at Houston Baptist (12/07/19)
	112	Wofford vs North Greenville (12/13/19)
	109	UNC Greensboro vs Averett (11/11/19)
Margin	76 (96-20)	VMI vs Christendom (11/20/19)
	72 (106-34)	UNC Greensboro vs William Peace (12/28/19)
	69 (117-48)	ETSU vs Mars Hill (12/29/19)
	68 (108-40)	The Citadel vs Carver (12/07/19)
	66 (98-32)	VMI vs Goucher (11/26/19)
Field goals made	46	The Citadel vs Piedmont (12/10/19)
	44	ETSU vs Mars Hill (12/29/19)
	43	Western Carolina vs Piedmont (12/28/19)
	41	Samford vs UVa-Wise (11/13/19)
	41	Mercer vs Milligan (12/28/19)
Field goal attempts	80	The Citadel vs Piedmont (12/10/19)
	79	Samford at Morehead State (11/05/19)
	79	Mercer vs Milligan (12/28/19)
	79	ETSU vs Mars Hill (12/29/19)
	78	UNC Greensboro at Wofford (01/04/20)
Field goal percentage	.698 (37-53)	VMI vs Christendom (11/20/19)
	.661 (39-59)	Wofford vs North Greenville (12/13/19)
	.649 (37-57)	Samford at Houston Baptist (12/07/19)
	.644 (38-59)	Furman vs Columbia Int'l (11/22/19)
	.639 (39-61)	UNC Greensboro vs Averett (11/11/19)
3-Pt FG made	19	Wofford vs North Greenville (12/13/19)
	18	VMI vs Stetson (12/07/19)
	17	Furman at Elon (11/26/19)
	17	VMI vs Goucher (11/26/19)
	17	Chattanooga vs Samford (01/11/20)
3-Pt FG attempts	45	The Citadel at NC State (12/22/19)
	45	UNC Greensboro at Wofford (01/04/20)
	41	Furman at Alabama (11/19/19)
	41	The Citadel at Longwood (12/19/19)
	40	VMI vs Goucher (11/26/19)
3-Pt percentage	.619 (13-21)	Samford at Houston Baptist (12/07/19)
	.615 (16-26)	VMI vs Christendom (11/20/19)
	.600 (9-15)	The Citadel vs UNC Asheville (11/09/19)
	.600 (6-10)	Mercer at UNC Greensboro (01/01/20)
	.594 (19-32)	Wofford vs North Greenville (12/13/19)
Free throws made	28	ETSU vs Delaware State (11/23/19)
	26	Samford at Houston Baptist (12/07/19)
	26	ETSU at UNC Greensboro (01/08/20)
	26	Western Carolina vs Mercer (01/11/20)
	24	VMI vs UC Davis (11/17/19)
Free throw attempts	36	ETSU vs Delaware State (11/23/19)
	35	Western Carolina vs Mercer (01/11/20)
	34	Western Carolina at Jacksonville (11/21/19)
	33	ETSU at UNC Greensboro (01/08/20)
	32	Samford at Morehead State (11/05/19)
	32	Western Carolina vs Gardner-Webb (11/09/19)
	32	Samford at Houston Baptist (12/07/19)
	32	VMI vs Ferrum (12/11/19)
	32	ETSU vs Mars Hill (12/29/19)

Free throw percentage	1.000	(13-13)	Wofford vs William & Mary (11/12/19)
	1.000	(6-6)	VMI vs Christendom (11/20/19)
	1.000	(6-6)	Wofford at Samford (01/08/20)
	1.000	(5-5)	VMI vs Samford (01/04/20)
	1.000	(4-4)	Chattanooga vs Wofford (01/15/20)
Rebounds	57		The Citadel vs Carver (12/07/19)
	56		ETSU vs Mars Hill (12/29/19)
	53		The Citadel vs Brevard (11/26/19)
	52		Samford vs Auburn Montgomery (12/03/19)
	50		Western Carolina vs Piedmont (12/28/19)
Assists	29		Chattanooga vs Tennessee Wesleyan (12/08/19)
	28		Chattanooga vs Samford (01/11/20)
	27		Wofford vs North Greenville (12/13/19)
	24		UNC Greensboro vs Averett (11/11/19)
	24		VMI vs UC Davis (11/17/19)
Steals	24		The Citadel vs Carver (12/07/19)
	24		ETSU vs Mars Hill (12/29/19)
	23		UNC Greensboro vs William Peace (12/28/19)
	20		ETSU vs Milligan (12/15/19)
	18		Samford vs Auburn Montgomery (12/03/19)
	17		VMI vs Goucher (11/26/19)
	17		Mercer vs Milligan (12/28/19)
	17		ETSU vs Mars Hill (12/29/19)
	17		UNC Greensboro vs Mercer (01/01/20)
Blocked shots	17		UNC Greensboro at The Citadel (01/15/20)
	8		UNC Greensboro vs Averett (11/11/19)
	8		The Citadel vs Brevard (11/26/19)
	8		UNC Greensboro vs Kennesaw State (12/04/19)
	7		Samford at Morehead State (11/05/19)
	7		ETSU vs Newberry (11/06/19)
	7		ETSU at UT Martin (11/09/19)
	7		Wofford vs High Point (11/09/19)
Turnovers	7		UNC Greensboro vs Appalachian State (11/18/19)
	7		ETSU vs Delaware State (11/23/19)
	32		The Citadel vs UNC Greensboro (01/15/20)
	26		Samford vs Troy (11/23/19)
	24		Mercer at St. John's (11/06/19)
	24		Mercer at UNC Greensboro (01/01/20)
	22		The Citadel at Georgia (11/12/19)
Fouls	22		VMI at Virginia Tech (12/21/19)
	22		Western Carolina at Tennessee Tech (12/21/19)
	28		Mercer at St. John's (11/06/19)
	28		UNC Greensboro vs Kennesaw State (12/04/19)
	28		UNC Greensboro vs ETSU (01/08/20)
	27		Furman at Auburn (12/05/19)
	26		Western Carolina at Jacksonville (11/21/19)

2019-20 Southern Conference
 Conference Individual Highs
 Through games of Jan 16, 2020 (All games)

INDIVIDUAL PLAYER GAME HIGHS

Points	40		Jordan Lyons (Furman) at VMI (01/01/20)
	34		Djordje Dimitrijevic (Mercer) at Western Carolina (01/11/20)
	33		Jordan Lyons (Furman) at Alabama (11/19/19)
	32		Kaelon Harris (The Citadel) at Wofford (01/11/20)
	31		Mason Faulkner (Western Carolina) vs Chattanooga (12/03/19)
	31		Isaiah Miller (UNC Greensboro) vs Mercer (01/01/20)
Field goals made	13		Jeromy Rodriguez (ETSU) at The Citadel (12/04/19)
	13		Isaiah Miller (UNC Greensboro) vs Mercer (01/01/20)
	12		Isaiah Miller (UNC Greensboro) vs Kennesaw State (12/04/19)
	12		Isaiah Miller (UNC Greensboro) at Radford (12/07/19)
	12		Mike Bothwell (Furman) at Chattanooga (01/08/20)
Field goal attempts	25		Isaiah Miller (UNC Greensboro) vs Mercer (01/01/20)
	24		Josh Sharkey (Samford) at Morehead State (11/05/19)
	23		Isaiah Miller (UNC Greensboro) at Wofford (01/04/20)
	21		Greg Parham (VMI) at East Carolina (11/05/19)
	21		Isaiah Miller (UNC Greensboro) vs Montana State (11/16/19)
	21		Isaiah Miller (UNC Greensboro) vs Appalachian State (11/18/19)
	21		Jordan Lyons (Furman) at Alabama (11/19/19)
	21		Isaiah Miller (UNC Greensboro) vs Kennesaw State (12/04/19)
	21		Isaiah Miller (UNC Greensboro) at Radford (12/07/19)
	21		Kaiden Rice (The Citadel) at NC State (12/22/19)
Field goal percentage	1.000	(10-10)	Noah Gurley (Furman) vs Southern Wesleyan (11/15/19)
	.909	(10-11)	Carlos Dotson (Western Carolina) vs Chattanooga (12/03/19)
	.889	(8-9)	Kaleb Hunter (UNC Greensboro) vs Averett (11/11/19)
	.889	(8-9)	Ramon Vila (Chattanooga) vs Tennessee Wesleyan (12/08/19)
	.889	(8-9)	Messiah Jones (Wofford) vs North Greenville (12/13/19)
3-Pt FG made	10		Jordan Lyons (Furman) at VMI (01/01/20)
	8		Onno Steger (Western Carolina) at The Citadel (01/04/20)
	7		Patrick Good (ETSU) at UT Martin (11/09/19)
	7		Deandre Thomas (Samford) vs Troy (11/23/19)
	7		Isaiah Bigelow (Wofford) vs North Greenville (12/13/19)
3-Pt FG attempts	16		Jordan Lyons (Furman) at Alabama (11/19/19)
	15		Kaiden Rice (The Citadel) at NC State (12/22/19)
	14		Kaiden Rice (The Citadel) at Longwood (12/19/19)
	13		Angelo Allegri (UNC Greensboro) at Wofford (01/04/20)
	12		Mason Faulkner (Western Carolina) at Georgia (11/05/19)
	12		Matt Ryan (Chattanooga) at Troy (11/12/19)
	12		Kaiden Rice (The Citadel) at Marist (11/23/19)
	12		Fletcher Abee (The Citadel) vs Carver (12/07/19)
	12		Matt Ryan (Chattanooga) vs Troy (12/15/19)
	12		Travis Eevee (VMI) at Virginia Tech (12/21/19)
	12		Nathan Hoover (Wofford) at Kennesaw State (12/22/19)
	12		Jordan Lyons (Furman) at VMI (01/01/20)
	12		Onno Steger (Western Carolina) at The Citadel (01/04/20)
3-Pt percentage	1.000	(5-5)	Stefan Kenic (Chattanooga) vs Samford (01/11/20)
	.875	(7-8)	Isaiah Bigelow (Wofford) vs North Greenville (12/13/19)
	.857	(6-7)	Matt Ryan (Chattanooga) vs Samford (01/11/20)
	.833	(10-12)	Jordan Lyons (Furman) at VMI (01/01/20)
	.833	(5-6)	Clay Mounce (Furman) vs Loyola Chicago (11/08/19)
	.833	(5-6)	Fletcher Abee (The Citadel) vs UNC Asheville (11/09/19)
	.833	(5-6)	David Jean-Baptiste (Chattanooga) vs South Alabama (11/15/19)
	.833	(5-6)	Daivien Williamson (ETSU) at Little Rock (11/30/19)
	.833	(5-6)	Kamdyn Curfman (VMI) at Virginia Tech (12/21/19)
	.833	(5-6)	Matt Halvorsen (Western Carolina) vs Piedmont (12/28/19)
Free throws made	13		Jordan Lyons (Furman) at Alabama (11/19/19)

	13	Kaelon Harris (The Citadel) at Longwood (12/19/19)
	12	Mason Faulkner (Western Carolina) vs Chattanooga (12/03/19)
	12	Djordje Dimitrijevic (Mercer) at Western Carolina (01/11/20)
	11	Mason Faulkner (Western Carolina) at Stetson (11/24/19)
	11	Josh Sharkey (Samford) vs Auburn Montgomery (12/03/19)
Free throw attempts	16	Mason Faulkner (Western Carolina) vs Chattanooga (12/03/19)
	15	Noah Gurley (Furman) vs UNC Greensboro (01/11/20)
	14	Kaelon Harris (The Citadel) at Longwood (12/19/19)
	14	Djordje Dimitrijevic (Mercer) at Western Carolina (01/11/20)
	13	Jordan Lyons (Furman) at Alabama (11/19/19)
	13	Josh Sharkey (Samford) vs Auburn Montgomery (12/03/19)
	13	Jordan Lyons (Furman) vs Winthrop (12/14/19)
Free throw percentage	1.000 (13-13)	Jordan Lyons (Furman) at Alabama (11/19/19)
	1.000 (9-9)	Garrett Gilkeson (VMI) vs Western Carolina (01/08/20)
	1.000 (9-9)	Nathan Hoover (Wofford) vs The Citadel (01/11/20)
	1.000 (8-8)	Lucas N'Guessan (ETSU) vs Southern Utah (11/24/19)
	1.000 (8-8)	Jalen Dupree (Samford) at Houston Baptist (12/07/19)
	1.000 (8-8)	Jordan Lyons (Furman) at VMI (01/01/20)
Rebounds	17	Tyler Creammer (VMI) vs UC Davis (11/17/19)
	16	Jeromy Rodriguez (ETSU) at The Citadel (12/04/19)
	16	Ethan Stair (Mercer) at UNCW (12/16/19)
	15	Carlos Dotson (Western Carolina) at Georgia (11/05/19)
	14	Vonnie Patterson (ETSU) vs Appalachian State (11/26/19)
	14	Eddie Davis III (The Citadel) vs Carver (12/07/19)
	14	Jalen Dupree (Samford) vs Wofford (01/08/20)
Assists	15	Josh Sharkey (Samford) at Houston Baptist (12/07/19)
	15	Josh Sharkey (Samford) vs Alabama (12/18/19)
	14	Josh Sharkey (Samford) vs Troy (11/23/19)
	11	Tyson Batiste (The Citadel) at Southeast Missouri (11/19/19)
	10	Josh Sharkey (Samford) vs Kentucky Wesleyan (11/07/19)
	10	Mason Faulkner (Western Carolina) vs North Carolina A&T (11/12/19)
	10	Djordje Dimitrijevic (Mercer) vs Furman (12/20/19)
	10	Josh Sharkey (Samford) at VMI (01/04/20)
	10	Mason Faulkner (Western Carolina) at Furman (01/15/20)
Steals	9	Isaiah Miller (UNC Greensboro) vs Mercer (01/01/20)
	8	Tray Boyd III (ETSU) vs Mars Hill (12/29/19)
	7	Mohammed Abdulsalam (UNC Greensboro) at Georgetown (11/30/19)
	7	Josh Sharkey (Samford) vs Auburn Montgomery (12/03/19)
	6	Keyshaun Langley (UNC Greensboro) vs Averett (11/11/19)
	6	Djordje Dimitrijevic (Mercer) at Georgia Southern (11/19/19)
	6	Tray Boyd III (ETSU) vs Delaware State (11/23/19)
	6	Josh Sharkey (Samford) at South Dakota State (11/27/19)
	6	Josh Sharkey (Samford) at Hawaii (12/15/19)
	6	Isaiah Miller (UNC Greensboro) at Furman (01/11/20)
Blocked shots	4	Chevez Goodwin (Wofford) vs High Point (11/09/19)
	4	James Dickey (UNC Greensboro) vs Appalachian State (11/18/19)
	4	Logan Dye (Samford) vs Manhattan (11/19/19)
	4	Onno Steger (Western Carolina) at Jacksonville (11/21/19)
	4	James Dickey (UNC Greensboro) vs Kennesaw State (12/04/19)
	4	Maciej Bender (Mercer) vs Furman (12/20/19)
	4	James Dickey (UNC Greensboro) vs Northern Kentucky (12/21/19)
	4	Jake Stephens (VMI) at USC Upstate (12/29/19)
	4	Chevez Goodwin (Wofford) vs The Citadel (01/11/20)
Turnovers	8	Josh Sharkey (Samford) at South Dakota State (11/27/19)
	8	Josh Sharkey (Samford) at Georgetown (12/21/19)
	8	Josh Sharkey (Samford) vs The Citadel (01/01/20)
	7	Chevez Goodwin (Wofford) vs Erskine (11/05/19)
	7	J.P. Robinson (Samford) at Belmont (11/11/19)

7	Mason Faulkner (Western Carolina) vs North Carolina A&T (11/12/19)
7	Tyson Batiste (The Citadel) at Southeast Missouri (11/19/19)
7	Noah Gurley (Furman) vs Winthrop (12/14/19)
7	Josh Sharkey (Samford) vs Alabama (12/18/19)
7	Travis Eevee (VMI) at Virginia Tech (12/21/19)
7	Mason Faulkner (Western Carolina) at VMI (01/08/20)
7	Tyson Batiste (The Citadel) vs UNC Greensboro (01/15/20)
7	Josh Sharkey (Samford) at ETSU (01/15/20)

2019-20 Southern Conference
CONFERENCE BASKETBALL STATISTICS
Through games of Jan 16, 2020 (Conference games only)

SCORING OFFENSE	G	W-L	Pts	Avg/G
1. Western Carolina	5	4-1	428	85.6
2. Chattanooga	5	3-2	390	78.0
3. UNC Greensboro	6	4-2	460	76.7
4. The Citadel	5	0-5	374	74.8
5. Furman	6	5-1	447	74.5
6. Wofford	5	3-2	345	69.0
-6. ETSU	6	5-1	414	69.0
8. VMI	6	0-6	413	68.8
9. Samford	5	2-3	339	67.8
10. Mercer	5	1-4	330	66.0

SCORING DEFENSE	G	Pts	Avg/G
1. ETSU	6	372	62.0
2. Wofford	5	346	69.2
3. Chattanooga	5	347	69.4
-3. Mercer	5	347	69.4
5. Furman	6	422	70.3
6. UNC Greensboro	6	430	71.7
7. VMI	6	472	78.7
8. Western Carolina	5	398	79.6
9. The Citadel	5	403	80.6
-9. Samford	5	403	80.6

SCORING MARGIN	G	Offense	Defense	Margin
1. Chattanooga	5	78.0	69.4	+8.6
2. ETSU	6	69.0	62.0	+7.0
3. Western Carolina	5	85.6	79.6	+6.0
4. UNC Greensboro	6	76.7	71.7	+5.0
5. Furman	6	74.5	70.3	+4.2
6. Wofford	5	69.0	69.2	-0.2
7. Mercer	5	66.0	69.4	-3.4
8. The Citadel	5	74.8	80.6	-5.8
9. VMI	6	68.8	78.7	-9.8
10. Samford	5	67.8	80.6	-12.8

FREE THROW PCT	G	FTM	FTA	Pct.
1. Mercer	5	51	63	.810
2. VMI	6	60	75	.800
3. Samford	5	70	95	.737
4. Western Carolina	5	88	121	.727
5. UNC Greensboro	6	82	120	.683
6. Furman	6	71	104	.683
7. Wofford	5	58	85	.682
8. ETSU	6	83	124	.669
9. Chattanooga	5	45	68	.662
10. The Citadel	5	57	90	.633

FIELD GOAL PERCENTAGE	G	FGM	FGA	Pct.
1. Chattanooga	5	148	298	.497
2. Furman	6	161	331	.486
3. Western Carolina	5	142	295	.481
4. Mercer	5	124	266	.466
5. ETSU	6	147	335	.439
6. Wofford	5	122	279	.437
7. The Citadel	5	135	309	.437
8. UNC Greensboro	6	165	386	.427
9. Samford	5	122	295	.414
10. VMI	6	148	360	.411

FIELD GOAL PCT DEFENSE	G	FGM	FGA	Pct.
1. Wofford	5	122	302	.404
2. ETSU	6	135	320	.422
3. Mercer	5	123	288	.427
4. Western Carolina	5	145	331	.438
5. Chattanooga	5	130	287	.453
6. The Citadel	5	144	316	.456
7. Samford	5	151	325	.465
8. Furman	6	163	348	.468
9. UNC Greensboro	6	144	306	.471
10. VMI	6	157	331	.474

3-POINT FG PCT	G	3FGM	3FGA	Pct.
1. Western Carolina	5	56	130	.431
2. Chattanooga	5	49	125	.392
3. Furman	6	54	150	.360
4. VMI	6	57	161	.354
5. Wofford	5	43	134	.321
6. Mercer	5	31	97	.320
7. UNC Greensboro	6	48	151	.318
8. The Citadel	5	47	149	.315
9. ETSU	6	37	134	.276
10. Samford	5	25	94	.266

3-POINT FG PCT DEFENSE	G	3FGM	3FGA	Pct.
1. Western Carolina	5	35	129	.271
2. Wofford	5	45	153	.294
3. Chattanooga	5	34	109	.312
4. ETSU	6	37	115	.322
5. The Citadel	5	43	130	.331
6. Furman	6	48	143	.336
7. Mercer	5	40	115	.348
8. VMI	6	53	141	.376
9. UNC Greensboro	6	51	134	.381
10. Samford	5	61	156	.391

REBOUNDING OFFENSE	G	Rebounds	Avg/G
1. Western Carolina	5	199	39.8
2. Samford	5	182	36.4
3. ETSU	6	215	35.8
4. Chattanooga	5	170	34.0
5. Mercer	5	169	33.8
6. UNC Greensboro	6	202	33.7
7. The Citadel	5	168	33.6
8. VMI	6	199	33.2
9. Wofford	5	164	32.8
10. Furman	6	192	32.0

REBOUNDING DEFENSE	G	Rebounds	Avg/G
1. Mercer	5	155	31.0
2. Furman	6	192	32.0
-2. Chattanooga	5	160	32.0
4. ETSU	6	193	32.2
5. Western Carolina	5	168	33.6
6. UNC Greensboro	6	202	33.7
7. Wofford	5	181	36.2
8. VMI	6	219	36.5
9. Samford	5	193	38.6
10. The Citadel	5	197	39.4

2019-20 Southern Conference
CONFERENCE BASKETBALL STATISTICS
Through games of Jan 16, 2020 (Conference games only)

REBOUNDING MARGIN	G	Team	Avg.	Opp.	Avg.	Margin
1.	5	Western Carolina	199	39.8	168	33.6 +6.2
2.	6	ETSU	215	35.8	193	32.2 +3.7
3.	5	Mercer	169	33.8	155	31.0 +2.8
4.	5	Chattanooga	170	34.0	160	32.0 +2.0
5.	6	Furman	192	32.0	192	32.0 +0.0
-5.	6	UNC Greensboro	202	33.7	202	33.7 +0.0
7.	5	Samford	182	36.4	193	38.6 -2.2
8.	6	VMI	199	33.2	219	36.5 -3.3
9.	5	Wofford	164	32.8	181	36.2 -3.4
10.	5	The Citadel	168	33.6	197	39.4 -5.8

BLOCKED SHOTS	G	No.	Avg/G
1.	6	ETSU	22 3.7
2.	5	Samford	18 3.6
3.	5	Mercer	15 3.0
-3.	5	Wofford	15 3.0
5.	6	UNC Greensboro	17 2.8
6.	6	Furman	16 2.7
7.	5	The Citadel	13 2.6
8.	5	Chattanooga	8 1.6
9.	6	VMI	8 1.3
10.	5	Western Carolina	6 1.2

ASSISTS	G	No.	Avg/G
1.	6	VMI	99 16.5
2.	5	Chattanooga	80 16.0
-2.	5	Western Carolina	80 16.0
4.	5	The Citadel	73 14.6
5.	6	Furman	84 14.0
6.	6	ETSU	68 11.3
7.	5	Mercer	56 11.2
8.	6	UNC Greensboro	67 11.2
9.	5	Wofford	52 10.4
10.	5	Samford	43 8.6

STEALS	G	No.	Avg/G
1.	6	UNC Greensboro	75 12.5
2.	6	ETSU	52 8.7
3.	5	The Citadel	35 7.0
4.	6	Furman	36 6.0
5.	5	Mercer	28 5.6
-5.	5	Samford	28 5.6
7.	6	VMI	33 5.5
8.	5	Wofford	27 5.4
9.	5	Chattanooga	20 4.0
-9.	5	Western Carolina	20 4.0

TURNOVER MARGIN	G	Team	Avg.	Opp.	Avg.	Margin
1.	6	UNC Greensboro	74	12.3	123	20.5 +8.2
2.	6	ETSU	78	13.0	90	15.0 +2.0
3.	5	Chattanooga	47	9.4	51	10.2 +0.8
4.	5	Wofford	62	12.4	64	12.8 +0.4
5.	6	Furman	75	12.5	74	12.3 -0.2
6.	5	Samford	72	14.4	67	13.4 -1.0
7.	6	VMI	84	14.0	75	12.5 -1.5
8.	5	The Citadel	82	16.4	71	14.2 -2.2
9.	5	Mercer	77	15.4	57	11.4 -4.0
10.	5	Western Carolina	67	13.4	46	9.2 -4.2

ASSIST/TURNOVER RATIO	G	Ast.	Avg.	T/O	Avg.	Ratio
1.	5	Chattanooga	80	16.0	47	9.4 1.7
2.	5	Western Carolina	80	16.0	67	13.4 1.2
3.	6	VMI	99	16.5	84	14.0 1.2
4.	6	Furman	84	14.0	75	12.5 1.1
5.	6	UNC Greensboro	67	11.2	74	12.3 0.9
6.	5	The Citadel	73	14.6	82	16.4 0.9
7.	6	ETSU	68	11.3	78	13.0 0.9
8.	5	Wofford	52	10.4	62	12.4 0.8
9.	5	Mercer	56	11.2	77	15.4 0.7
10.	5	Samford	43	8.6	72	14.4 0.6

OFFENSIVE REBOUNDS	G	No.	Avg/G
1.	6	ETSU	70 11.7
2.	6	UNC Greensboro	69 11.5
3.	5	Samford	55 11.0
4.	5	Western Carolina	53 10.6
5.	6	VMI	61 10.2
6.	5	The Citadel	46 9.2
7.	5	Chattanooga	40 8.0
8.	6	Furman	46 7.7
9.	5	Wofford	37 7.4
10.	5	Mercer	36 7.2

DEFENSIVE REBOUNDS	G	No.	Avg/G
1.	5	Western Carolina	146 29.2
2.	5	Mercer	133 26.6
3.	5	Chattanooga	130 26.0
4.	5	Wofford	127 25.4
-4.	5	Samford	127 25.4
6.	5	The Citadel	122 24.4
7.	6	Furman	146 24.3
8.	6	ETSU	145 24.2
9.	6	VMI	138 23.0
10.	6	UNC Greensboro	133 22.2

DEFENSIVE REB PCT.	G	D-Reb	Opp. OR	D-Reb%
1.	5	Chattanooga	130	38 .774
2.	6	UNC Greensboro	133	45 .747
3.	6	Furman	146	50 .745
4.	5	Mercer	133	48 .735
5.	5	Western Carolina	146	53 .734
6.	6	ETSU	145	54 .729
7.	5	Wofford	127	52 .709
8.	6	VMI	138	58 .704
9.	5	The Citadel	122	55 .689
10.	5	Samford	127	60 .679

OFFENSIVE REB PCT.	G	O-Reb	Opp. DR	O-Reb%
1.	6	ETSU	70	139 .335
2.	5	Western Carolina	53	115 .315
3.	6	UNC Greensboro	69	157 .305
4.	5	Samford	55	133 .293
5.	6	VMI	61	161 .275
6.	5	Mercer	36	107 .252
7.	5	Chattanooga	40	122 .247
8.	6	Furman	46	142 .245
-8.	5	The Citadel	46	142 .245
10.	5	Wofford	37	129 .223

2019-20 Southern Conference
CONFERENCE BASKETBALL STATISTICS
Through games of Jan 16, 2020 (Conference games only)

3-POINT FG MADE	G	No.	Avg/G
1. Western Carolina	5	56	11.2
2. Chattanooga	5	49	9.8
3. VMI	6	57	9.5
4. The Citadel	5	47	9.4
5. Furman	6	54	9.0
6. Wofford	5	43	8.6
7. UNC Greensboro	6	48	8.0
8. Mercer	5	31	6.2
9. ETSU	6	37	6.2
10. Samford	5	25	5.0

2019-20 Southern Conference
CONFERENCE BASKETBALL STATISTICS
Through games of Jan 16, 2020 (Conference games only)

Team	Conference	Pct.	PF	PA	Overall	Pct.	PF	PA	Current unbeaten streak
Furman	5-1	.833	74.5	70.3	5-1	.833	74.5	70.3	ETSU -- 3
ETSU	5-1	.833	69.0	62.0	5-1	.833	69.0	62.0	UNC Greensboro -- 2
Western Carolina	4-1	.800	85.6	79.6	4-1	.800	85.6	79.6	Chattanooga -- 2
UNC Greensboro	4-2	.667	76.7	71.7	4-2	.667	76.7	71.7	Furman -- 1
Chattanooga	3-2	.600	78.0	69.4	3-2	.600	78.0	69.4	Mercer -- 1
Wofford	3-2	.600	69.0	69.2	3-2	.600	69.0	69.2	
Samford	2-3	.400	67.8	80.6	2-3	.400	67.8	80.6	
Mercer	1-4	.200	66.0	69.4	1-4	.200	66.0	69.4	
The Citadel	0-5	.000	74.8	80.6	0-5	.000	74.8	80.6	
VMI	0-6	.000	68.8	78.7	0-6	.000	68.8	78.7	

TEAM SUMMARIES	G	PF-PA	Avg score	Margin	FG-FGA	Pct.	3FG-FGA	Pct.	FT-FTA	Pct.	RebF	RebA	Margin
Chattanooga	5	390-347	78.0-69.4	+8.6	148-298	.497	49-125	.392	45-68	.662	170	160	+2.0
ETSU	6	414-372	69.0-62.0	+7.0	147-335	.439	37-134	.276	83-124	.669	215	193	+3.7
Furman	6	447-422	74.5-70.3	+4.2	161-331	.486	54-150	.360	71-104	.683	192	192	+0.0
Mercer	5	330-347	66.0-69.4	-3.4	124-266	.466	31-97	.320	51-63	.810	169	155	+2.8
Samford	5	339-403	67.8-80.6	-12.8	122-295	.414	25-94	.266	70-95	.737	182	193	-2.2
The Citadel	5	374-403	74.8-80.6	-5.8	135-309	.437	47-149	.315	57-90	.633	168	197	-5.8
UNC Greensboro	6	460-430	76.7-71.7	+5.0	165-386	.427	48-151	.318	82-120	.683	202	202	+0.0
VMI	6	413-472	68.8-78.7	-9.8	148-360	.411	57-161	.354	60-75	.800	199	219	-3.3
Western Carolina	5	428-398	85.6-79.6	+6.0	142-295	.481	56-130	.431	88-121	.727	199	168	+6.2
Wofford	5	345-346	69.0-69.2	-0.2	122-279	.437	43-134	.321	58-85	.682	164	181	-3.4

ATTENDANCE	Home	Average	Away	Average	Neutral	Average	Total	Average
Chattanooga	3-8392	2797	2-5347	2674	0-0	0	5-13739	2748
ETSU	3-14208	4736	3-5975	1992	0-0	0	6-20183	3364
Furman	3-8655	2885	3-6937	2312	0-0	0	6-15592	2599
Mercer	3-8955	2985	2-4670	2335	0-0	0	5-13625	2725
Samford	2-836	418	3-7862	2621	0-0	0	5-8698	1740
The Citadel	3-2393	798	2-2458	1229	0-0	0	5-4851	970
UNC Greensboro	3-8150	2717	3-7580	2527	0-0	0	6-15730	2622
VMI	3-2381	794	3-9931	3310	0-0	0	6-12312	2052
Western Carolina	2-4317	2158	3-3396	1132	0-0	0	5-7713	1543
Wofford	2-4379	2190	3-8510	2837	0-0	0	5-12889	2578
Totals	27-62666	2321	27-62666	2321	0-0	0	54-125332	2321

2019-20 Southern Conference
INDIVIDUAL BASKETBALL STATISTICS
Through games of Jan 16, 2020 (Conference games only)

To be ranked, a player must appear in at least 75.0% of their team's games.

SCORING							REBOUNDING							
	Cl	G	FG	3FG	FT	Pts	Avg/G		Cl	G	Off	Def	Total	Avg/G
1. Isaiah Miller-UNCG	Jr	6	55	6	22	138	23.0	1. Carlos Dotson-WCU	Sr	5	9	40	49	9.8
2. Josh Sharkey-SAM	Sr	5	38	8	22	106	21.2	2. James Dickey-UNCG	Sr	6	18	40	58	9.7
3. Djordje Dimitrijevic-MER	Sr	5	36	12	20	104	20.8	3. Kaelon Harris-CIT	Sr	4	10	25	35	8.8
4. Jordan Lyons-FUR	Sr	6	39	22	24	124	20.7	4. Jalen Dupree-SAM	Sr	5	14	28	42	8.4
5. Mason Faulkner-WCU	Jr	5	26	12	36	100	20.0	5. Maciej Bender-MER	Jr	5	12	24	36	7.2
6. Kaelon Harris-CIT	Sr	4	23	4	19	69	17.3	6. Mason Faulkner-WCU	Jr	5	7	28	35	7.0
7. Matt Ryan-UTC	Sr	5	33	14	5	85	17.0	7. Chevez Goodwin-WOF	Jr	5	11	23	34	6.8
8. Carlos Dotson-WCU	Sr	5	37	0	10	84	16.8	8. Lucas N'Guessan-ETSU	Sr	6	12	28	40	6.7
9. Nathan Hoover-WOF	Sr	5	26	14	14	80	16.0	9. Clay Mounce-FUR	Jr	6	14	24	38	6.3
10. Kaiden Rice-CIT	Jr	5	28	13	10	79	15.8	10. Garrett Gilkeson-VMI	Sr	6	8	29	37	6.2
11. David Jean-Baptiste-UTC	Jr	5	29	11	9	78	15.6	-10. Noah Gurley-FUR	So	6	9	28	37	6.2
12. Onno Steger-WCU	Sr	5	22	16	9	69	13.8	12. Bo Hodges-ETSU	Jr	6	5	29	34	5.7
13. Travis Eeve-VMI	Fr	6	28	12	11	79	13.2	13. Ethan Stair-MER	Sr	5	4	24	28	5.6
14. Garrett Gilkeson-VMI	Sr	6	24	12	16	76	12.7	-13. Onno Steger-WCU	Sr	5	10	18	28	5.6
15. Fletcher Abee-CIT	Fr	5	21	13	8	63	12.6	-13. Robert Allen-SAM	So	5	3	25	28	5.6
16. Matt Halvorsen-WCU	Jr	5	16	15	15	62	12.4	16. Tyler Creammer-VMI	Sr	6	11	22	33	5.5
-16. Robert Allen-SAM	So	5	25	4	8	62	12.4	-16. Rod Johnson-UTC	Jr	4	3	19	22	5.5
18. Clay Mounce-FUR	Jr	6	27	9	11	74	12.3	18. Mohammed Abdulsalam-UNCG	So	6	11	19	30	5.0
19. Ramon Vila-UTC	Jr	5	27	0	7	61	12.2	-18. Jalen Slawson-FUR	So	6	8	22	30	5.0
20. Tray Boyd III-ETSU	Sr	6	25	16	7	73	12.2	20. Ramon Vila-UTC	Jr	5	13	11	24	4.8
21. Noah Gurley-FUR	So	6	28	1	15	72	12.0	-20. Tyson Batiste-CIT	Sr	5	5	19	24	4.8
22. Chevez Goodwin-WOF	Jr	5	27	0	4	58	11.6							
23. Mike Bothwell-FUR	So	6	26	8	4	64	10.7							
24. Stefan Kenic-UTC	Jr	5	17	9	8	51	10.2							
25. Angelo Allegri-UNCG	So	6	19	11	10	59	9.8							
26. Ethan Stair-MER	Sr	5	20	3	6	49	9.8							
27. Patrick Good-ETSU	Jr	6	16	11	13	56	9.3							
-27. James Dickey-UNCG	Sr	6	23	0	10	56	9.3							
29. Tyson Batiste-CIT	Sr	5	19	4	4	46	9.2							
30. Jeff Gary-MER	Jr	5	17	7	4	45	9.0							
-30. Maciej Bender-MER	Jr	5	21	0	3	45	9.0							
-30. Brandon Austin-SAM	Sr	4	13	7	3	36	9.0							

FIELD GOAL PCT						ASSISTS				
	Cl	G	FGM	FGA	Pct.		Cl	G	No.	Avg/G
1. Carlos Dotson-WCU	Sr	5	37	51	.725	1. Tyson Batiste-CIT	Sr	5	34	6.8
2. Chevez Goodwin-WOF	Jr	5	27	38	.711	2. Mason Faulkner-WCU	Jr	5	33	6.6
3. Stefan Kenic-UTC	Jr	5	17	28	.607	3. Josh Sharkey-SAM	Sr	5	27	5.4
4. Mike Bothwell-FUR	So	6	26	45	.578	4. Garrett Gilkeson-VMI	Sr	6	24	4.0
5. Tyson Batiste-CIT	Sr	5	19	33	.576	5. Isaiah Tisdale-ETSU	Sr	6	23	3.8
6. Ramon Vila-UTC	Jr	5	27	47	.574	6. Greg Parham-VMI	Jr	6	22	3.7
7. James Dickey-UNCG	Sr	6	23	41	.561	7. Storm Murphy-WOF	Jr	5	18	3.6
8. Josh Sharkey-SAM	Sr	5	38	71	.535	8. David Jean-Baptiste-UTC	Jr	5	17	3.4
9. Maciej Bender-MER	Jr	5	21	40	.525	9. Noah Gurley-FUR	So	6	20	3.3
10. Ethan Stair-MER	Sr	5	20	39	.513	10. Maurice Commander-UTC	So	5	16	3.2
11. Djordje Dimitrijevic-MER	Sr	5	36	72	.500	11. Isaiah Miller-UNCG	Jr	6	19	3.2
-11. Noah Gurley-FUR	So	6	28	56	.500	12. Djordje Dimitrijevic-MER	Sr	5	14	2.8
-11. Clay Mounce-FUR	Jr	6	27	54	.500	13. Alex Hunter-FUR	Jr	6	16	2.7
-11. Onno Steger-WCU	Sr	5	22	44	.500	14. Travis Eeve-VMI	Fr	6	15	2.5
15. Jordan Lyons-FUR	Sr	6	39	79	.494	15. Ethan Stair-MER	Sr	5	11	2.2
						-15. Matt Halvorsen-WCU	Jr	5	11	2.2

2019-20 Southern Conference
INDIVIDUAL BASKETBALL STATISTICS
Through games of Jan 16, 2020 (Conference games only)

FREE THROW PCT					
	Cl	G	FTM	FTA	Pct.
1. Matt Halvorsen-WCU	Jr	5	15	16	.938
2. Nathan Hoover-WOF	Sr	5	14	15	.933
3. Garrett Gilkeson-VMI	Sr	6	16	18	.889
4. Djordje Dimitrijevic-MER	Sr	5	20	23	.870
5. Isaiah Bigelow-WOF	Fr	5	10	12	.833
6. Patrick Good-ETSU	Jr	6	13	16	.813
7. Malik Massey-UNCG	Sr	6	17	21	.810
8. Jordan Lyons-FUR	Sr	6	24	30	.800
9. Messiah Jones-WOF	Fr	5	11	14	.786
10. Deandre Thomas-SAM	So	5	14	18	.778
11. Josh Sharkey-SAM	Sr	5	22	29	.759
12. Mason Faulkner-WCU	Jr	5	36	49	.735
13. Isaiah Miller-UNCG	Jr	6	22	31	.710
14. Kaelon Harris-CIT	Sr	4	19	27	.704
15. Lucas N'Guessan-ETSU	Sr	6	13	20	.650

STEALS				
	Cl	G	No.	Avg/G
1. Isaiah Miller-UNCG	Jr	6	25	4.2
2. Josh Sharkey-SAM	Sr	5	11	2.2
3. Malik Massey-UNCG	Sr	6	13	2.2
4. Patrick Good-ETSU	Jr	6	12	2.0
5. Bo Hodges-ETSU	Jr	6	11	1.8
6. Isaiah Tisdale-ETSU	Sr	6	10	1.7
7. Tyson Batiste-CIT	Sr	5	8	1.6
-7. Mason Faulkner-WCU	Jr	5	8	1.6
9. Fletcher Abee-CIT	Fr	5	7	1.4
-9. Djordje Dimitrijevic-MER	Sr	5	7	1.4
-9. Daniel Love-MER	So	5	7	1.4
12. Travis Eeve-VMI	Fr	6	8	1.3
-12. Jordan Lyons-FUR	Sr	6	8	1.3
14. Kaelon Harris-CIT	Sr	4	5	1.3
15. Kaiden Rice-CIT	Jr	5	6	1.2
-15. Deandre Thomas-SAM	So	5	6	1.2
-15. David Jean-Baptiste-UTC	Jr	5	6	1.2

3-POINT FG PCT					
	Cl	G	3FG	FGA	Pct.
1. Stefan Kenic-UTC	Jr	5	9	15	.600
2. Onno Steger-WCU	Sr	5	16	27	.593
3. Matt Halvorsen-WCU	Jr	5	15	31	.484
4. Mike Bothwell-FUR	So	6	8	17	.471
5. Maurice Commander-UTC	So	5	6	13	.462
6. David Jean-Baptiste-UTC	Jr	5	11	24	.458
7. Jordan Lyons-FUR	Sr	6	22	49	.449
8. Garrett Gilkeson-VMI	Sr	6	12	28	.429
9. Josh Sharkey-SAM	Sr	5	8	19	.421
10. Keyshaun Langley-UNCG	Fr	6	7	17	.412
11. Matt Ryan-UTC	Sr	5	14	36	.389
12. Isaiah Bigelow-WOF	Fr	5	8	21	.381
-12. Greg Parham-VMI	Jr	6	8	21	.381
14. Djordje Dimitrijevic-MER	Sr	5	12	32	.375
-14. Clay Mounce-FUR	Jr	6	9	24	.375

3-POINT FG MADE				
	Cl	G	3FG	Avg/G
1. Jordan Lyons-FUR	Sr	6	22	3.7
2. Onno Steger-WCU	Sr	5	16	3.2
3. Matt Halvorsen-WCU	Jr	5	15	3.0
4. Matt Ryan-UTC	Sr	5	14	2.8
-4. Nathan Hoover-WOF	Sr	5	14	2.8
6. Tray Boyd III-ETSU	Sr	6	16	2.7
7. Kaiden Rice-CIT	Jr	5	13	2.6
-7. Fletcher Abee-CIT	Fr	5	13	2.6
9. Mason Faulkner-WCU	Jr	5	12	2.4
-9. Djordje Dimitrijevic-MER	Sr	5	12	2.4
11. David Jean-Baptiste-UTC	Jr	5	11	2.2
12. Garrett Gilkeson-VMI	Sr	6	12	2.0
-12. Travis Eeve-VMI	Fr	6	12	2.0
14. Angelo Allegri-UNCG	So	6	11	1.8
-14. Patrick Good-ETSU	Jr	6	11	1.8

BLOCKED SHOTS				
	Cl	G	No.	Avg/G
1. Maciej Bender-MER	Jr	5	8	1.6
2. James Dickey-UNCG	Sr	6	9	1.5
3. Messiah Jones-WOF	Fr	5	7	1.4
-3. Robert Allen-SAM	So	5	7	1.4
5. Lucas N'Guessan-ETSU	Sr	6	8	1.3
6. Chevez Goodwin-WOF	Jr	5	6	1.2
7. Jalen Slawson-FUR	So	6	7	1.2
8. Brady Spence-CIT	Fr	5	5	1.0
-8. Jalen Dupree-SAM	Sr	5	5	1.0
10. Clay Mounce-FUR	Jr	6	5	0.8
11. Eddie Davis III-CIT	Sr	5	4	0.8
12. Bo Hodges-ETSU	Jr	6	4	0.7
-12. Tray Boyd III-ETSU	Sr	6	4	0.7
14. Logan Dye-SAM	So	5	3	0.6
15. Jake Stephens-VMI	So	6	3	0.5
-15. Will Miller-VMI	Sr	6	3	0.5
-15. Kamar Robertson-MER	Fr	4	2	0.5

ASSIST/TURNOVER RATIO					
	Cl	G	Ast.	T/O	Ratio
1. Isaiah Tisdale-ETSU	Sr	6	23	6	3.8
2. Storm Murphy-WOF	Jr	5	18	7	2.6
3. Mason Faulkner-WCU	Jr	5	33	15	2.2
4. Garrett Gilkeson-VMI	Sr	6	24	11	2.2
5. Greg Parham-VMI	Jr	6	22	11	2.0
-5. Maurice Commander-UTC	So	5	16	8	2.0
7. David Jean-Baptiste-UTC	Jr	5	17	9	1.9
8. Tyson Batiste-CIT	Sr	5	34	19	1.8
9. Isaiah Miller-UNCG	Jr	6	19	13	1.5
10. Noah Gurley-FUR	So	6	20	17	1.2
11. Josh Sharkey-SAM	Sr	5	27	29	0.9

2019-20 Southern Conference
INDIVIDUAL BASKETBALL STATISTICS
Through games of Jan 16, 2020 (Conference games only)

OFFENSIVE REBOUNDS	Cl	G	No.	Avg/G
1. James Dickey-UNCG	Sr	6	18	3.0
2. Jalen Dupree-SAM	Sr	5	14	2.8
3. Ramon Vila-UTC	Jr	5	13	2.6
4. Kaelon Harris-CIT	Sr	4	10	2.5
5. Maciej Bender-MER	Jr	5	12	2.4
6. Clay Mounce-FUR	Jr	6	14	2.3
7. Chevez Goodwin-WOF	Jr	5	11	2.2
8. Isaiah Miller-UNCG	Jr	6	12	2.0
-8. Lucas N'Guessan-ETSU	Sr	6	12	2.0
-8. Onno Steger-WCU	Sr	5	10	2.0
-8. Messiah Jones-WOF	Fr	5	10	2.0
12. Mohammed Abdulsalam-UNCG	So	6	11	1.8
-12. Tyler Creammer-VMI	Sr	6	11	1.8
14. Trevor Stumpe-WOF	Sr	5	9	1.8
-14. Carlos Dotson-WCU	Sr	5	9	1.8

DEFENSIVE REBOUNDS	Cl	G	No.	Avg/G
1. Carlos Dotson-WCU	Sr	5	40	8.0
2. James Dickey-UNCG	Sr	6	40	6.7
3. Kaelon Harris-CIT	Sr	4	25	6.3
4. Mason Faulkner-WCU	Jr	5	28	5.6
-4. Jalen Dupree-SAM	Sr	5	28	5.6
6. Robert Allen-SAM	So	5	25	5.0
7. Garrett Gilkeson-VMI	Sr	6	29	4.8
-7. Bo Hodges-ETSU	Jr	6	29	4.8
9. Maciej Bender-MER	Jr	5	24	4.8
-9. Ethan Stair-MER	Sr	5	24	4.8
11. Rod Johnson-UTC	Jr	4	19	4.8
12. Noah Gurley-FUR	So	6	28	4.7
-12. Lucas N'Guessan-ETSU	Sr	6	28	4.7
14. Chevez Goodwin-WOF	Jr	5	23	4.6
15. Clay Mounce-FUR	Jr	6	24	4.0
-15. Nathan Hoover-WOF	Sr	5	20	4.0

MINUTES PLAYED	Cl	G	No.	Avg/G
1. Nathan Hoover-WOF	Sr	5	184	36.8
2. Jeff Gary-MER	Jr	5	178	35.6
3. Josh Sharkey-SAM	Sr	5	177	35.4
4. Jordan Lyons-FUR	Sr	6	211	35.2
5. Djordje Dimitrijevic-MER	Sr	5	174	34.8
6. Kaiden Rice-CIT	Jr	5	171	34.2
7. Garrett Gilkeson-VMI	Sr	6	204	34.0
8. Matt Halvorsen-WCU	Jr	5	168	33.6
9. Kaelon Harris-CIT	Sr	4	132	33.0
10. Fletcher Abee-CIT	Fr	5	164	32.8

2019-20 Southern Conference
 Conference Team Highs
 Through games of Jan 16, 2020 (Conference games only)

TEAM HIGHS (highest totals made by)

Points	105	Chattanooga vs Samford (01/11/20)
	98	Wofford vs UNC Greensboro (01/04/20)
	97	Western Carolina at VMI (01/08/20)
	96	ETSU at The Citadel (12/04/19)
	92	UNC Greensboro at Wofford (01/04/20)
Margin	38 (105-67)	Chattanooga vs Samford (01/11/20)
	25 (88-63)	ETSU vs Samford (01/15/20)
	16 (89-73)	Furman at VMI (01/01/20)
	13 (86-73)	UNC Greensboro at Furman (01/11/20)
	13 (72-59)	Chattanooga vs Wofford (01/15/20)
Field goals made	40	Chattanooga vs Samford (01/11/20)
	36	ETSU at The Citadel (12/04/19)
	34	The Citadel vs Western Carolina (01/04/20)
	34	ETSU vs Samford (01/15/20)
	33	UNC Greensboro at Furman (01/11/20)
Field goal attempts	78	UNC Greensboro at Wofford (01/04/20)
	76	VMI vs Western Carolina (01/08/20)
	74	UNC Greensboro at The Citadel (01/15/20)
	73	Chattanooga vs Samford (01/11/20)
	68	The Citadel vs Western Carolina (01/04/20)
Field goal percentage	.571 (28-49)	Furman at VMI (01/01/20)
	.554 (36-65)	ETSU at The Citadel (12/04/19)
	.548 (40-73)	Chattanooga vs Samford (01/11/20)
	.542 (26-48)	Chattanooga vs Furman (01/08/20)
	.532 (25-47)	Mercer at UNC Greensboro (01/01/20)
3-Pt FG made	17	Chattanooga vs Samford (01/11/20)
	16	VMI vs Samford (01/04/20)
	15	Western Carolina at The Citadel (01/04/20)
	14	UNC Greensboro at Wofford (01/04/20)
	14	Wofford vs UNC Greensboro (01/04/20)
3-Pt FG attempts	45	UNC Greensboro at Wofford (01/04/20)
	38	VMI vs Samford (01/04/20)
	36	The Citadel at Samford (01/01/20)
	34	Western Carolina at The Citadel (01/04/20)
	33	The Citadel at Wofford (01/11/20)
3-Pt percentage	.600 (6-10)	Mercer at UNC Greensboro (01/01/20)
	.548 (17-31)	Chattanooga vs Samford (01/11/20)
	.542 (13-24)	Furman at VMI (01/01/20)
	.500 (9-18)	Western Carolina vs Mercer (01/11/20)
	.452 (14-31)	Wofford vs UNC Greensboro (01/04/20)
Free throws made	26	ETSU at UNC Greensboro (01/08/20)
	26	Western Carolina vs Mercer (01/11/20)
	22	Western Carolina at VMI (01/08/20)
	21	Western Carolina vs Chattanooga (12/03/19)
	21	Mercer at Western Carolina (01/11/20)
Free throw attempts	35	Western Carolina vs Mercer (01/11/20)
	33	ETSU at UNC Greensboro (01/08/20)
	31	ETSU vs VMI (01/11/20)
	31	Wofford vs The Citadel (01/11/20)
	30	Western Carolina at VMI (01/08/20)
Free throw percentage	1.000 (6-6)	Wofford at Samford (01/08/20)
	1.000 (5-5)	VMI vs Samford (01/04/20)
	1.000 (4-4)	Chattanooga vs Wofford (01/15/20)
	.909 (10-11)	VMI at UNC Greensboro (11/24/19)
	.909 (10-11)	VMI at ETSU (01/11/20)

Rebounds	47	Western Carolina at VMI (01/08/20)
	45	ETSU at The Citadel (12/04/19)
	43	VMI vs Samford (01/04/20)
	43	Chattanooga vs Samford (01/11/20)
	41	Samford vs The Citadel (01/01/20)
Assists	41	Furman vs ETSU (01/04/20)
	28	Chattanooga vs Samford (01/11/20)
	22	VMI vs Samford (01/04/20)
	20	VMI vs Western Carolina (01/08/20)
	20	Western Carolina at VMI (01/08/20)
Steals	20	UNC Greensboro at Furman (01/11/20)
	17	UNC Greensboro vs Mercer (01/01/20)
	17	UNC Greensboro at The Citadel (01/15/20)
	16	UNC Greensboro at Furman (01/11/20)
	13	ETSU at Furman (01/04/20)
Blocked shots	12	VMI vs Furman (01/01/20)
	12	UNC Greensboro at Wofford (01/04/20)
	6	UNC Greensboro vs VMI (11/24/19)
	6	Mercer vs Furman (12/20/19)
	6	ETSU vs Wofford (01/01/20)
Turnovers	6	Samford at Chattanooga (01/11/20)
	6	Wofford vs The Citadel (01/11/20)
	32	The Citadel vs UNC Greensboro (01/15/20)
	24	Mercer at UNC Greensboro (01/01/20)
	19	Furman vs ETSU (01/04/20)
Fouls	18	The Citadel at Samford (01/01/20)
	18	ETSU at UNC Greensboro (01/08/20)
	18	VMI at ETSU (01/11/20)
	18	Mercer vs VMI (01/15/20)
	28	UNC Greensboro vs ETSU (01/08/20)
	25	The Citadel at Samford (01/01/20)
	25	Mercer at Western Carolina (01/11/20)
	25	The Citadel at Wofford (01/11/20)
	23	Chattanooga at Western Carolina (12/03/19)
	23	VMI vs Samford (01/04/20)
	23	UNC Greensboro at Wofford (01/04/20)
	23	Wofford vs UNC Greensboro (01/04/20)

2019-20 Southern Conference
Conference Individual Highs
Through games of Jan 16, 2020 (Conference games only)

INDIVIDUAL PLAYER GAME HIGHS

Points	40	Jordan Lyons (Furman) at VMI (01/01/20)
	34	Djordje Dimitrijevic (Mercer) at Western Carolina (01/11/20)
	32	Kaelon Harris (The Citadel) at Wofford (01/11/20)
	31	Mason Faulkner (Western Carolina) vs Chattanooga (12/03/19)
	31	Isaiah Miller (UNC Greensboro) vs Mercer (01/01/20)
Field goals made	13	Jeromy Rodriguez (ETSU) at The Citadel (12/04/19)
	13	Isaiah Miller (UNC Greensboro) vs Mercer (01/01/20)
	12	Mike Bothwell (Furman) at Chattanooga (01/08/20)
	11	Kaiden Rice (The Citadel) vs ETSU (12/04/19)
	11	Josh Sharkey (Samford) vs The Citadel (01/01/20)
	11	Jordan Lyons (Furman) at VMI (01/01/20)
	11	Kaelon Harris (The Citadel) at Wofford (01/11/20)
Field goal attempts	25	Isaiah Miller (UNC Greensboro) vs Mercer (01/01/20)
	23	Isaiah Miller (UNC Greensboro) at Wofford (01/04/20)
	20	Isaiah Miller (UNC Greensboro) vs VMI (11/24/19)
	20	Matt Ryan (Chattanooga) at Western Carolina (12/03/19)
	20	Isaiah Miller (UNC Greensboro) vs ETSU (01/08/20)
Field goal percentage	.909 (10-11)	Carlos Dotson (Western Carolina) vs Chattanooga (12/03/19)
	.867 (13-15)	Jeromy Rodriguez (ETSU) at The Citadel (12/04/19)
	.750 (12-16)	Mike Bothwell (Furman) at Chattanooga (01/08/20)
	.733 (11-15)	Jordan Lyons (Furman) at VMI (01/01/20)
	.727 (8-11)	Djordje Dimitrijevic (Mercer) at UNC Greensboro (01/01/20)
	.727 (8-11)	Josh Sharkey (Samford) at VMI (01/04/20)
3-Pt FG made	10	Jordan Lyons (Furman) at VMI (01/01/20)
	8	Onno Steger (Western Carolina) at The Citadel (01/04/20)
	6	Travis Eevee (VMI) vs Samford (01/04/20)
	6	Matt Ryan (Chattanooga) vs Samford (01/11/20)
	6	Djordje Dimitrijevic (Mercer) vs VMI (01/15/20)
3-Pt FG attempts	13	Angelo Allegri (UNC Greensboro) at Wofford (01/04/20)
	12	Jordan Lyons (Furman) at VMI (01/01/20)
	12	Onno Steger (Western Carolina) at The Citadel (01/04/20)
	11	Kaiden Rice (The Citadel) at Samford (01/01/20)
	11	Fletcher Abee (The Citadel) vs UNC Greensboro (01/15/20)
	11	Matt Halvorsen (Western Carolina) at Furman (01/15/20)
	11	Djordje Dimitrijevic (Mercer) vs VMI (01/15/20)
3-Pt percentage	1.000 (5-5)	Stefan Kenic (Chattanooga) vs Samford (01/11/20)
	.857 (6-7)	Matt Ryan (Chattanooga) vs Samford (01/11/20)
	.833 (10-12)	Jordan Lyons (Furman) at VMI (01/01/20)
	.714 (5-7)	Kyrin Galloway (UNC Greensboro) vs VMI (11/24/19)
	.667 (8-12)	Onno Steger (Western Carolina) at The Citadel (01/04/20)
	.667 (6-9)	Travis Eevee (VMI) vs Samford (01/04/20)
Free throws made	12	Mason Faulkner (Western Carolina) vs Chattanooga (12/03/19)
	12	Djordje Dimitrijevic (Mercer) at Western Carolina (01/11/20)
	10	Mason Faulkner (Western Carolina) vs Mercer (01/11/20)
	9	Garrett Gilkeson (VMI) vs Western Carolina (01/08/20)
	9	Nathan Hoover (Wofford) vs The Citadel (01/11/20)
Free throw attempts	16	Mason Faulkner (Western Carolina) vs Chattanooga (12/03/19)
	15	Noah Gurley (Furman) vs UNC Greensboro (01/11/20)
	14	Djordje Dimitrijevic (Mercer) at Western Carolina (01/11/20)
	12	Josh Sharkey (Samford) at VMI (01/04/20)
	12	Mason Faulkner (Western Carolina) vs Mercer (01/11/20)
Free throw percentage	1.000 (9-9)	Garrett Gilkeson (VMI) vs Western Carolina (01/08/20)
	1.000 (9-9)	Nathan Hoover (Wofford) vs The Citadel (01/11/20)
	1.000 (8-8)	Jordan Lyons (Furman) at VMI (01/01/20)
	.889 (8-9)	Isaiah Miller (UNC Greensboro) at Wofford (01/04/20)

	.889	(8-9)	Matt Halvorsen (Western Carolina) at VMI (01/08/20)
Rebounds	16		Jeromy Rodriguez (ETSU) at The Citadel (12/04/19)
	14		Jalen Dupree (Samford) vs Wofford (01/08/20)
	13		Carlos Dotson (Western Carolina) at VMI (01/08/20)
	13		Maciej Bender (Mercer) at Western Carolina (01/11/20)
	12		Carlos Dotson (Western Carolina) vs Chattanooga (12/03/19)
	12		Robert Allen (Samford) vs The Citadel (01/01/20)
	12		James Dickey (UNC Greensboro) vs Mercer (01/01/20)
	12		Noah Gurley (Furman) vs ETSU (01/04/20)
	12		James Dickey (UNC Greensboro) at Furman (01/11/20)
	12		Kaelon Harris (The Citadel) at Wofford (01/11/20)
	12		James Dickey (UNC Greensboro) at The Citadel (01/15/20)
Assists	10		Djordje Dimitrijevic (Mercer) vs Furman (12/20/19)
	10		Josh Sharkey (Samford) at VMI (01/04/20)
	10		Mason Faulkner (Western Carolina) at Furman (01/15/20)
	9		Isaiah Miller (UNC Greensboro) at Wofford (01/04/20)
	9		Mason Faulkner (Western Carolina) at VMI (01/08/20)
Steals	9		Isaiah Miller (UNC Greensboro) vs Mercer (01/01/20)
	6		Isaiah Miller (UNC Greensboro) at Furman (01/11/20)
	5		Sean Conway (VMI) vs Furman (01/01/20)
	5		Josh Sharkey (Samford) at Chattanooga (01/11/20)
	4		Malik Massey (UNC Greensboro) vs Mercer (01/01/20)
	4		Malik Massey (UNC Greensboro) at Wofford (01/04/20)
	4		Bo Hodges (ETSU) at UNC Greensboro (01/08/20)
	4		Isaiah Miller (UNC Greensboro) vs ETSU (01/08/20)
	4		Kaleb Hunter (UNC Greensboro) at Furman (01/11/20)
	4		Djordje Dimitrijevic (Mercer) at Western Carolina (01/11/20)
	4		Bo Hodges (ETSU) vs Samford (01/15/20)
Blocked shots	4		Maciej Bender (Mercer) vs Furman (12/20/19)
	4		Chevez Goodwin (Wofford) vs The Citadel (01/11/20)
	3		James Dickey (UNC Greensboro) vs VMI (11/24/19)
	3		Lucas N'Guessan (ETSU) vs Wofford (01/01/20)
	3		Eddie Davis III (The Citadel) at Samford (01/01/20)
	3		Jalen Slawson (Furman) vs ETSU (01/04/20)
	3		Lucas N'Guessan (ETSU) at UNC Greensboro (01/08/20)
	3		Clay Mounce (Furman) at Chattanooga (01/08/20)
	3		Robert Allen (Samford) at Chattanooga (01/11/20)
	3		Maciej Bender (Mercer) at Western Carolina (01/11/20)
Turnovers	8		Josh Sharkey (Samford) vs The Citadel (01/01/20)
	7		Mason Faulkner (Western Carolina) at VMI (01/08/20)
	7		Tyson Batiste (The Citadel) vs UNC Greensboro (01/15/20)
	7		Josh Sharkey (Samford) at ETSU (01/15/20)
	6		Bo Hodges (ETSU) vs Wofford (01/01/20)
	6		Djordje Dimitrijevic (Mercer) at UNC Greensboro (01/01/20)
	6		Josh Sharkey (Samford) at Chattanooga (01/11/20)
	6		Kaelon Harris (The Citadel) vs UNC Greensboro (01/15/20)