

Southern Conference Men's Soccer Record Book



Through 2021 season

| | | | |
|--|-------|--|-------|
| Conference champions..... | 2 | All-freshman teams | 19 |
| Individual awards | 3 | All-tournament teams..... | 20-21 |
| All-Americans..... | 3 | Players of the week..... | 22-24 |
| NCAA postseason | 4 | Players of the month | 25 |
| SoCon Championship results | 5-6 | Coaching records | 26 |
| All-time standings (1967-present) | 7-10 | SoCon in final national rankings | 26 |
| Awards breakdown..... | 11 | SoCon individual records..... | 27-28 |
| All-conference teams..... | 11-15 | SoCon team records | 28 |
| First-team all-conference by school..... | 16-17 | Yearly individual leaders..... | 29-31 |
| Repeat first-team selections..... | 18 | Yearly team leaders | 32-33 |



CONFERENCE CHAMPIONS



| Year | Regular-season champion(s) | Tournament champion | Tournament site |
|---------|------------------------------------|-----------------------|--|
| 1966 | West Virginia | | |
| 1967 | West Virginia | | |
| 1968 | George Washington | | |
| 1969 | George Washington | | |
| 1970 | Davidson | | |
| 1971 | Davidson | | |
| 1972 | Appalachian State | | |
| 1973 | Appalachian State | | |
| 1974 | Appalachian State | | |
| 1975 | Appalachian State | | |
| 1976 | William & Mary | | |
| 1977 | Appalachian State | | |
| 1978 | Appalachian State | | |
| 1979 | Appalachian State | | |
| 1980 | Appalachian State | | |
| 1981 | Appalachian State | | |
| 1982 | Appalachian State | | |
| 1983 | Furman | | |
| 1984 | Furman | | |
| 1985 | Appalachian State | | |
| 1986 | Furman | | |
| 1987 | Furman | | |
| 1988 | Furman | Furman | Greensboro, N.C. (E.E. Smith High School) |
| 1989 | Appalachian State | Furman | Greensboro, N.C. (Bryan Park) |
| 1990 | Furman | Appalachian State | Greensboro, N.C. (Bryan Park) |
| 1991 | Furman | Furman | Greensboro, N.C. (Bryan Park) |
| 1992 | Furman | Davidson | Greensboro, N.C. (Bryan Park) |
| 1993 | Furman | Furman | Greensboro, N.C. (Bryan Park) |
| 1994 | Davidson/Furman | Furman | Greensboro, N.C. (Bryan Park) |
| 1995 | Davidson/Furman | Davidson | Davidson, N.C. (Richardson Stadium) |
| 1996 | Furman | Furman | Greenville, S.C. (Eugene Stone Stadium) |
| 1997 | UNCG | Furman | Greenville, S.C. (Eugene Stone Stadium) |
| 1998 | Furman/UNCG | UNCG | Davidson, N.C. (Richardson Stadium) |
| 1999 | Furman | Furman | Daniel Island, S.C. (Blackbaud Stadium) |
| 2000 | Furman | Furman | Mt. Pleasant, S.C. (Patriots Point) |
| 2001 | Furman | Furman | Mt. Pleasant, S.C. (Patriots Point) |
| 2002 | Furman | No champion^ | Mt. Pleasant, S.C. (Patriots Point) |
| 2003 | Davidson | Davidson | Mt. Pleasant, S.C. (Patriots Point) |
| 2004 | UNCG | College of Charleston | Daniel Island, S.C. (Blackbaud Stadium) |
| 2005 | Davidson/UNCG | UNCG | Daniel Island, S.C. (Blackbaud Stadium) |
| 2006 | UNCG | UNCG | Greenville, S.C. (Eugene Stone Stadium) |
| 2007 | Furman | Furman | Greensboro, N.C. (UNCG Soccer Stadium) |
| 2008 | Elon | UNCG* | Davidson, N.C. (Alumni Stadium) |
| 2009 | Wofford | Wofford | Spartanburg, S.C. (Snyder Field) |
| 2010 | College of Charleston/Furman/UNCG* | UNCG* | Mt. Pleasant, S.C. (Patriots Point) |
| 2011 | UNCG* | Elon | Boone, N.C. (Ted Mackorell Soccer Complex) |
| 2012 | Elon | Elon | Cary, N.C. (WakeMed Soccer Park) |
| 2013 | Wofford | Elon | Greenville, S.C. (Eugene Stone Stadium) |
| 2014 | Mercer | Furman | Greensboro, N.C. (UNCG Soccer Stadium) |
| 2015 | UNCG | Furman | Johnson City, Tenn. (Summers-Taylor Stadium) |
| 2016 | ETSU | Mercer | Greensboro, N.C. (UNCG Soccer Stadium) |
| 2017 | ETSU | Mercer | Greenville, S.C. (Eugene Stone Stadium) |
| 2018 | Mercer | Furman | Johnson City, Tenn. (Summers-Taylor Stadium) |
| 2019 | Furman/UNCG | Mercer | Greensboro, N.C. (UNCG Soccer Stadium) |
| 2020-21 | Furman | UNCG | Greensboro, N.C. (UNCG Soccer Stadium) |
| 2021 | UNCG | Mercer | Macon, Ga. (Betts Stadium) |

^ Furman received the league's automatic bid after the tournament was unable to be completed due to inclement weather
 * later vacated

| Cumulative titles | |
|--|-----|
| Regular season | |
| Furman | 21 |
| Appalachian State | 12 |
| UNCG | 8* |
| Davidson | 6 |
| ETSU | 2 |
| Elon | 2 |
| George Washington | 2 |
| Mercer | 2 |
| West Virginia | 2 |
| Wofford | 2 |
| College of Charleston | 1 |
| William & Mary | 1 |
| * 2010 and 2011 titles later vacated | |
| Tournament | |
| Furman | 14 |
| UNCG | 4* |
| Davidson | 3 |
| Elon | 3 |
| Mercer | 4 |
| Appalachian State | 1 |
| College of Charleston | 1 |
| Wofford | 1 |
| * 2008 and 2010 titles later vacated | |
| Total | |
| Furman | 35 |
| UNCG | 12* |
| Appalachian State | 13 |
| Davidson | 9 |
| Elon | 5 |
| Mercer | 6 |
| College of Charleston | 2 |
| George Washington | 2 |
| Wofford | 3 |
| West Virginia | 2 |
| ETSU | 2 |
| William & Mary | 1 |
| * Two regular-season and two tournament titles later vacated | |

Coach of the Year

| | |
|---------|--|
| 1974 | Vaughn Christian, Appalachian State |
| 1975 | Vaughn Christian, Appalachian State |
| 1976 | Al Albert, William & Mary |
| 1977 | Vaughn Christian, Appalachian State |
| 1978 | Dr. Charles Schrader, Western Carolina |
| | Hank Steinbrecher, Appalachian State |
| 1979 | Karl Kremser, Davidson |
| 1980 | Hank Steinbrecher, Appalachian State |
| 1981 | Charlie Slagle, Davidson |
| 1982 | Jack DeFazio, Marshall |
| 1983 | John Tart, Furman |
| | Charlie Slagle, Davidson |
| 1984 | Art Rex, Appalachian State |
| 1985 | Art Rex, Appalachian State |
| | Charlie Slagle, Davidson |
| 1986 | John Tart, Furman |
| 1987 | Charlie Slagle, Davidson |
| 1988 | Bill Barfield, The Citadel |
| 1989 | Art Rex, Appalachian State |
| 1990 | John Gibson, Marshall |
| 1991 | John Tart, Furman |
| 1992 | Charlie Slagle, Davidson |
| 1993 | John Tart, Furman |
| 1994 | Charlie Slagle, Davidson |
| 1995 | Doug Allison, Furman |
| 1996 | Doug Allison, Furman |
| 1997 | Kevin Chambers, Georgia Southern |
| 1998 | T.J. Kostecky, Appalachian State |
| 1999 | Doug Allison, Furman |
| 2000 | Aiden Heaney, Appalachian State |
| | Charlie Slagle, Davidson |
| | Doug Allison, Furman |
| 2001 | Stephen Ross, VMI |
| 2002 | Doug Allison, Furman |
| 2003 | Matt Spear, Davidson |
| 2004 | Michael Parker, UNCG |
| 2005 | Darren Powell, Elon |
| 2006 | Kevin Kennedy, Georgia Southern |
| 2007 | Doug Allison, Furman |
| 2008 | Darren Powell, Elon |
| 2009 | Ralph Polson, Wofford |
| 2010 | Justin Maullin, UNCG* |
| 2011 | Matt Nelson, Appalachian State |
| 2012 | Darren Powell, Elon |
| 2013 | Darren Powell, Elon |
| 2014 | Brad Ruzzo, Mercer |
| 2015 | Doug Allison, Furman |
| 2016 | Bo Oshoniyi, ETSU |
| 2017 | Bo Oshoniyi, ETSU |
| 2018 | Brad Ruzzo, Mercer |
| 2019 | Doug Allison, Furman |
| 2020-21 | Doug Allison, Furman |
| 2021 | David Costa, Belmont |
| | Chris Rich, UNCG |

* later vacated

Player of the Year

| | |
|---------|--------------------------------------|
| 1974 | Emmanuel Udogu, Appalachian State |
| 1975 | David Mor, Appalachian State |
| 1976 | Kip Germain, William & Mary |
| 1977 | Thompson Usiyan, Appalachian State |
| 1978 | Thompson Usiyan, Appalachian State |
| 1979 | Kingsley Esabeman, Appalachian State |
| 1980 | Thompson Usiyan, Appalachian State |
| 1981 | Mark Schwartz, Appalachian State |
| 1982 | Mark Schwartz, Appalachian State |
| 1983 | Scott Anderson, Appalachian State |
| 1984 | John Nedd, Appalachian State |
| 1985 | John Nedd, Appalachian State |
| 1986 | Osian Roberts, Furman |
| 1987 | Jim Kelly, Davidson |
| 1988 | Osian Roberts, Furman |
| 1989 | Carlos Lee, Appalachian State |
| 1990 | Andrew Burr, Furman |
| 1991 | Andrew Zorovich, Furman |
| 1992 | Rob Ukrop, Davidson |
| 1993 | Jay Weyer, Furman |
| 1994 | John Sampers, Davidson |
| 1995 | Robert Clarke, Davidson |
| 1996 | Ryan Higginbotham, Furman |
| 1997 | Pete Santora, Furman |
| 1998 | Siggi Eyjolfsson, UNCG |
| 1999 | Daniel Alvarez, Furman |
| 2000 | Jordy Broder, Appalachian State |
| 2001 | John Barry Nusum, Furman |
| 2002 | Chris Goos, UNCG |
| 2003 | Tony Moffat, Georgia Southern |
| 2004 | Randi Patterson, UNCG |
| 2005 | Randi Patterson, UNCG |
| 2006 | Jon Leathers, Furman |
| 2007 | Jon Leathers, Furman |
| 2008 | Justin Wyatt, Elon |
| 2009 | Charlie Reiter, Davidson |
| 2010 | Chris Thomas, Elon |
| 2011 | Coleton Henning, Furman |
| | Luigi Clendening, Georgia Southern |
| 2012 | Chris Thomas, Elon |
| 2013 | Daniel Lovitz, Elon |
| 2014 | Joao Ramalho, ETSU |
| 2015 | Jacques Francois, UNCG |
| 2016 | Will Bagrou, Mercer |
| 2017 | Laurence Wyke, Furman |
| 2018 | Trevor Martineau, Mercer |
| 2019 | Casey Penland, UNCG |
| 2020-21 | Ben Hale, Furman |
| 2021 | Theo Collomb, UNCG |
| | |
| 2014 | Greg Ranjitsingh, Mercer |
| 2015 | Alex Guerra, VMI |
| 2016 | Jonny Sutherland, ETSU |
| 2017 | Jonny Sutherland, ETSU |
| 2018 | Ben Hale, Furman |
| 2019 | Josh Perryman, ETSU |
| 2020-21 | Ben Hale, Furman |
| 2021 | Niclas Wild, UNCG |

Goalkeeper of the Year

Newcomer of the Year

| | |
|------|-------------------------|
| 1989 | Kerwin Skeete, Marshall |
| 1990 | Russell Rutter, VMI |
| 1991 | Brian Ragone, Marshall |

Freshman of the Year

| | |
|---------|------------------------------------|
| 1992 | Bill Kaushagen, VMI |
| 1993 | Kevin Turner, Appalachian State |
| 1994 | Rich Daughtridge, VMI |
| 1995 | Ronnie Pascale, Furman |
| 1996 | Peter Slobodyan, Furman |
| 1997 | David Buehler, Davidson |
| 1998 | Matt Goldsmith, Furman |
| 1999 | Soren Johnson, Davidson |
| 2000 | McNeil Cronin, Furman |
| 2001 | Clint Dempsey, Furman |
| 2002 | Drew Moor, Furman |
| 2003 | Scott Jones, UNCG |
| 2004 | Matt Smith, UNCG |
| 2005 | Kiki Willis, Elon |
| 2006 | Jon Cox, Georgia Southern |
| 2007 | Haris Cekic, Furman |
| 2008 | Coleton Henning, Furman |
| 2009 | Chris Thomas, Elon |
| 2010 | Andy Craven, College of Charleston |
| 2011 | Walker Zimmerman, Furman |
| 2012 | Nestor Jaramillo, Wofford |
| 2013 | Bobby Edet, Furman |
| 2014 | Will Bagrou, Mercer |
| 2015 | Leeroy Maguraushe, UNCG |
| 2016 | Joe Pickering, ETSU |
| 2017 | Nelson Oceano, UNCG |
| 2018 | Trevor Martineau, Mercer |
| 2019 | Adrian Roseth, Wofford |
| 2020-21 | Jake Raine, Furman |
| | Theo Collomb, UNCG |
| 2021 | JC Ngando, UNCG |

Total awards by school

| School | COY | POY | GOY | FOY* | Total |
|-----------------------|----------------|-----|-----|------|-------|
| Furman | 12 | 14 | 2 | 11 | 39 |
| Appalachian State | 11 | 13 | - | 1 | 25 |
| UNCG | 3 [^] | 7 | 1 | 6 | 17 |
| Davidson | 9 | 5 | - | 2 | 16 |
| Elon | 4 | 4 | - | 2 | 10 |
| ETSU | 2 | 1 | 3 | 1 | 7 |
| Mercer | 2 | 2 | 1 | 2 | 7 |
| Georgia Southern | 2 | 2 | - | 1 | 5 |
| VMI | 1 | - | 1 | 3 | 5 |
| Marshall | 2 | - | - | 2 | 4 |
| Wofford | 1 | - | - | 2 | 3 |
| William & Mary | 1 | 1 | - | - | 2 |
| College of Charleston | - | - | - | 1 | 1 |
| The Citadel | 1 | - | - | - | 1 |
| Belmont | 1 | - | - | - | 1 |
| Western Carolina | 1 | - | - | - | 1 |

* Includes Newcomer of the Year (1989-91)

[^] 2010 award later vacated

First team All-Americans

| | |
|-------------------|---------------------------------|
| 1939 [^] | Thomas Harsnberger, D, Davidson |
| | Haydar Asan, F, Duke |
| | Charley Ernst, F, Maryland |
| 1940 [^] | Fritz Maisel, GK, Maryland |
| | Charley Ernst, F, Maryland |
| | John Farrior, F, Davidson |
| 1941 | Kenneth Ports, D, Maryland |
| 1948 | Jim Belt, F, Maryland |
| 1952 | David Strauch, F, Duke |
| 1953 | Fred James, D, Duke |
| 1992 | Robert Ukrop, F, Davidson |
| 1996 | Pete Santora, D, Furman |
| 1997 | Pete Santora, D, Furman |

| | |
|------|-----------------------------|
| | Siggi Eyjolfsson, F, UNCG |
| 1999 | Daniel Alvarez, MF, Furman |
| | John Barry Nusum, F, Furman |
| 2000 | John Barry Nusum, F, Furman |
| 2001 | John Barry Nusum, F, Furman |
| 2002 | Ricardo Clark, MF, Furman |
| 2004 | Randi Patterson, F, UNCG |
| 2005 | Scott Jones, MF, UNCG |

* - Selections represent NSCAA First-Team All-Americans.

[^] - 1939 and 1940 teams were divided into districts. These selections were in the Southern District.

ISAA Player of the Year

| | |
|------|---------------------------|
| 1992 | Robert Ukrop, F, Davidson |
|------|---------------------------|

NSCAA Coach of the Year

| | |
|------|--------------------------|
| 1992 | Charlie Slagle, Davidson |
|------|--------------------------|



POSTSEASON PLAY AND COMPOSITE RECORDS



NCAA Championship record by school

| School | Appearances | Won | Lost | Tie | Pct. | For | Opp. |
|-----------------------|-------------|-----|------|-----|------|-----|------|
| UNCG | 7* | 7 | 6 | 2 | .538 | 15 | 16 |
| College of Charleston | 2 | 2 | 2 | 0 | .500 | 8 | 8 |
| Furman | 11 | 5 | 9 | 5 | .395 | 20 | 23 |
| Davidson | 2 | 1 | 2 | 2 | .400 | 5 | 8 |
| Appalachian State | 4 | 2 | 4 | 0 | .333 | 11 | 15 |
| Elon | 3 | 0 | 3 | 1 | .125 | 4 | 11 |
| ETSU | 1 | 0 | 1 | 0 | .000 | 0 | 1 |
| Mercer | 4 | 0 | 4 | 0 | .000 | 2 | 7 |
| West Virginia | 2 | 0 | 2 | 0 | .000 | 2 | 7 |
| Wofford | 1 | 0 | 1 | 0 | .000 | 0 | 1 |
| Belmont | 0 | 0 | 0 | 0 | .000 | 0 | 0 |

* 2008 and 2010 appearances later vacated

1966
First Round.....Temple 4, West Virginia 0

1968
First Round.....St. Louis 3, West Virginia 2

1975
First Round.....Howard 3, Appalachian State 0

1977
First Round.....Appalachian State def. Howard (forfeit)
Second Round.....Clemson 3, Appalachian State 1

1978
First Round.....Appalachian State 9, George Washington 3
Second Round.....Clemson 4, Appalachian State 0

1980
First Round.....Duke 2, Appalachian State 1

1991
First Round.....Furman 1, Wake Forest 0 (2OT)
Second Round.....NC State 4, Furman 1

1992
First Round.....Davidson 2, Charlotte 2 (2OT; DAV 4-3 in PKs)
Second Round.....Davidson 0, Coastal Carolina 0 (2OT; DAV 6-5 in PKs)
Quarterfinals.....Davidson 1, North Carolina 0 (OT)
Semifinals.....San Diego 3, Davidson 2 (OT)

1993
First Round.....South Carolina 1, Furman 0

1998
First Round.....UNCG 2, Washington 1
Second Round.....Santa Clara 1, UNCG 0

1999
First Round.....Furman 2, North Carolina 1 (2OT)
Second Round.....Furman 4, Wake Forest 0
Quarterfinals.....Connecticut 3, Furman 2

2000
First Round.....Clemson 3, Furman 2

2001
First Round.....UAB 1, Furman 0 (OT)

2002
First Round.....Furman 2, Loyola (Md.) 0
Second Round.....Furman 0, VCU 0 (2OT; FUR 4-2 in PKs)
Third Round.....Stanford 2, Furman 1 (2OT)

2003
First Round.....Coastal Carolina 3, Davidson 0

2004
First Round.....College of Charleston 3, South Carolina 2
Second Round.....UNCG 2, College of Charleston 1
Third Round.....UC Santa Barbara 1, UNCG 0

2005
First Round.....UNCG 3, James Madison 2
Second Round.....UNCG 0, Virginia Tech 0 (2OT; UNCG 4-3 in PKs)
Third Round.....SMU 3, UNCG 1

2006
First Round.....UNCG 2, Virginia Tech 1

Second Round.....UNCG 2, West Virginia 1 (2OT)
Third Round.....Northwestern 2, UNCG 1

2007
First Round.....Furman 2, Campbell 0
Second Round.....#2 Wake Forest 1, Furman 0

2008*
First Round.....UNCG 2, Duke 0
Second Round.....UNCG 2, Loyola (Md.) 1
Third Round.....South Florida 1, UNCG 1 (2OT; USF 3-1 in PKs)

2009
First Round.....UC Santa Barbara 1, Wofford 0

2010*
First Round.....Georgetown 3, UNCG 0
First Round.....College of Charleston 3, ETSU 2
Second Round.....#1 Louisville 3, College of Charleston 1

2011
First Round.....Coastal Carolina 4, Elon 3
First Round.....Charlotte 3, Furman 1

2012
First Round.....Coastal Carolina 3, Elon 0

2013
First Round.....Elon 1, Clemson 1 (2OT; Elon 4-1 in PKs)
Second Round.....UCLA 4, Elon 0

2014
First Round.....Furman 1, UAB 1 (2OT; FUR 4-3 in PKs)
Second Round.....Washington 0, Furman 0 (2OT; UW 6-5 in PKs)

2015
First Round.....South Carolina 1, Furman 1 (2OT; USC 2-1 in PKs)

2016
First Round.....Virginia Tech 1, ETSU 0
First Round.....South Carolina 1, Mercer 0

2017
First Round.....Coastal Carolina 1, Mercer 0

2018
First Round.....Furman 0, UNCW 0 (2OT; FUR 5-3 in PKs)
Second Round.....Virginia 2, Furman 0

2019
First Round.....Charlotte 3, Mercer 1

2020-21
First Round.....Omaha 3, UNCG 2

2021
First Round.....Wake Forest 2, Mercer 1

SoCon in NCAA play-in matches

| | |
|-----------|---------------------------------|
| 1994..... | UNCG 2, Furman 1 |
| 1995..... | Bowling Green 3, Davidson 1 |
| 1996..... | UNCG 7, Furman 1 |
| 1997..... | Charleston Southern 2, Furman 1 |
| 1998..... | UNCG 1, South Alabama 0 |
| 1999..... | Furman 1, Radford 0 |
| 2000..... | Furman 2, Radford 0 |

* UNCG's appearances later vacated



SOCON CHAMPIONSHIP RESULTS



| | | |
|--------------|--------------------|--|
| | Semifinals | #5 UNCG 2, #4 College of Charleston 1 #3 Davidson 1, #6 Georgia Southern 0 #1 Furman 3, #5 UNCG 0 #3 Davidson vs. #7 VMI-canceled |
| | Final | Canceled due to weather |
| 2003 | First Round | #1 Davidson 1, #8 Wofford 0 #2 College of Charleston 1, #7 Elon 0 #3 UNCG 2, #6 Georgia Southern 1 #4 Furman 3, #5 Appalachian State 1 |
| | Semifinals | #1 Davidson 3, #4 Furman 0 #2 College of Charleston 3, #3 UNCG 2 (2OT) |
| | Final | #1 Davidson 1, #2 College of Charleston 0 |
| 2004 | First Round | #1 UNCG 4, #8 Wofford 0 #2 College of Charleston 1, #7 Elon 0 #3 Appalachian State 1, #6 Furman 0 #4 Davidson 4, #5 Georgia Southern 3 |
| | Semifinals | #4 Davidson 2, #1 UNCG 1 #2 College of Charleston 1, #3 Appalachian St. 0 |
| | Final | #2 College of Charleston 1, #4 Davidson 0 (OT) |
| 2005 | First Round | #1 Davidson 1, #8 Wofford 0 #4 Furman 3, #5 College of Charleston 2 (OT) #3 Elon 1, #6 Appalachian State 0 #2 UNCG 6, #7 Georgia Southern 0 |
| | Semifinals | #1 Davidson 2, #4 Furman 1 #2 UNCG 1, #3 Elon 0 |
| | Final | #2 UNCG 2, #1 Davidson 1 |
| 2006 | First Round | #1 UNCG 2, #8 Wofford 0 #5 Appalachian State 4, #4 Coll. of Charleston 1 #2 Georgia Southern 2, #7 Davidson 1 #3 Furman 2, #6 Elon 0 |
| | Semifinals | #1 UNCG 2, #5 Appalachian State 0 #2 Georgia Southern 1, #3 Furman 0 |
| | Final | #1 UNCG 3, #2 Georgia Southern 0 |
| 2007* | First Round | #1 Furman 2, #8 Wofford 0 #4 Elon 2, #5 Appalachian State 0 #2 Coll. of Charleston 3, #7 Georgia Southern 1 #3 UNCG 1, #6 Davidson 0 |
| | Semifinals | #1 Furman 2, #4 Elon 1 #3 UNCG 2, #2 College of Charleston 1 (2OT) |
| | Final | #1 Furman 1, #3 UNCG 0 (OT) |
| 2008* | First Round | #1 Elon 3, #8 Wofford 0 #5 Coll. of Charleston 3, #4 Appalachian State 2 (OT) #7 UNCG 2, #2 Furman 1 #3 Georgia Southern 2, #6 Davidson 1 |
| | Semifinals | #5 College of Charleston 4, #1 Elon 1 #7 UNCG 0, #3 Georgia Southern 0 (UNCG 3-2, PK) |
| | Final | #7 UNCG 2, #5 College of Charleston 1 |
| 2009* | Semifinals | #1 Wofford 3, #4 UNCG 1 #3 Elon 2, #2 College of Charleston 0 |
| | Final | #1 Wofford 2, #3 Elon 1 |
| 2010* | First Round | #1 UNCG 2, #8 Georgia Southern 1 (OT) #2 Furman 1, #7 Wofford 0 (2OT) #6 Davidson 3, #3 College of Charleston 1 #4 Appalachian State 1, #5 Elon 0 |
| | Semifinals | #1 UNCG 1, #4 Appalachian State 0 (OT) #2 Furman 1, #7 Davidson 0 |
| | Final | #1 UNCG 1, #2 Furman 0 |
| 2011* | First Round | #1 UNCG 1, #8 Wofford 0 #2 Furman 2, #7 College of Charleston 1 |

| | | |
|-------------|----------------------|---|
| | Semifinals | #6 Elon 1, #3 Georgia Southern 0 #5 Appalachian State 2, #4 Davidson 0 #1 UNCG 2, #5 Appalachian State 1 (OT) #6 Elon 1, #2 Furman 0 |
| | Final | #6 Elon 3, #1 UNCG 2 |
| 2012 | First Round | #6 Appalachian St. 2, #3 College of Charleston 1 #7 Wofford 2, #2 Furman 1 #1 Elon 2, #8 Davidson 1 #4 Georgia Southern 2, #5 UNCG 1 (2OT) |
| | Semifinals | #1 Elon 1, #4 Georgia Southern 0 #7 Wofford 1, #6 Appalachian St. 1 (WOF 4-2 PK) |
| | Final | #1 Elon 2, #7 Wofford 1 |
| 2013 | First round | #2 Elon 1, #7 Appalachian State 1 (Elon 8-7 PK) #6 Georgia Southern 1, #3 UNCG 0 #4 Furman 1, #5 Davidson 0 |
| | Semifinals | #2 Elon 5, #6 Georgia Southern 1 #1 Wofford 2, #4 Furman 1 |
| | Final | #2 Elon 1, #1 Wofford 0 (2OT) |
| 2014 | First round | #4 UNCG 2, #5 ETSU 1 (2OT) #3 Furman 1, #6 VMI 0 |
| | Semifinals | #3 Furman 1, #2 Wofford 0 #1 Mercer 1, #4 UNCG 0 (2OT) |
| | Final | #3 Furman 1, #1 Mercer 0 |
| 2015 | First Round | #4 ETSU 5, #5 Wofford 0 #3 Mercer 7, #6 VMI 0 |
| | Semifinals | #4 ETSU 1, #1 UNCG 1 (ETSU 6-5 PK) #2 Furman 0, #3 Mercer 0 (Furman 3-2 PK) |
| | Final | #2 Furman 1, #4 ETSU 0 |
| 2016 | First Round | #4 UNCG 1, #5 Furman 0 #3 Wofford 3, #6 VMI 1 |
| | Semifinals | #1 ETSU 5, #4 UNCG 2 #2 Mercer 2, #3 Wofford 0 |
| | Final | #2 Mercer 0, #1 ETSU 0 (Mercer 4-1 PK) |
| 2017 | First Round | #1 4 Mercer 2, #5 Wofford 1 #3 Furman 7, #6 VMI 1 |
| | Semifinals | #4 Mercer 0, #1 ETSU 0 (Mercer 4-3 PK) #2 UNCG 3, #3 Furman 2 |
| | Final | #4 Mercer 1, #2 UNCG 1 (Mercer 3-2 PK) |
| 2018 | First Round | #6 Belmont 2, #7 VMI 1 |
| | Quarterfinals | #5 UNCG 1, #4 Wofford 0 #3 Furman 4, #6 Belmont 2 |
| | Semifinals | #5 UNCG 1, #1 Mercer 0 #3 Furman 2, #2 ETSU 1 |
| | Final | #3 Furman 3, #5 UNCG 0 |
| 2019 | First Round | #6 Belmont 4, #7 VMI 0 |
| | Quarterfinals | #6 Belmont 2, #3 ETSU 0 #4 Mercer 3, #5 Wofford 0 |
| | Semifinals | #4 Mercer 3, #1 Furman 2 (2OT) #2 UNCG 3, #6 Belmont 2 (2OT) |
| | Final | #4 Mercer 1, #1 UNCG 0 |
| 2020 | Semifinals | #4 Belmont 3, #1 Furman 1 #2 UNCG 2, #3 ETSU 1 |
| | Final | #2 UNCG 1, #4 Belmont 0 |
| 2021 | First Round | #6 Wofford 2, #7 VMI 0 |
| | Quarterfinals | #3 Furman 3, #6 Wofford 1 #4 Belmont 1, #5 ETSU 0 |
| | Semifinals | #4 Belmont 2, #1 UNCG 1 #2 Mercer 4, #3 Furman 0 |
| | Final | #2 Mercer 4, #4 Belmont 3 |

* UNCG wins, ties and titles later vacated from these years



ALL-TIME CONFERENCE STANDINGS



| (Since 1967) School | Conference games | | | | All games | | | | Regular-season finishes | | | | |
|------------------------|------------------|------|-----|------|-----------|------|-----|------|-------------------------|-----|-----|-------------------|----|
| | Won | Lost | Tie | Pct. | Won | Lost | Tie | Pct. | 1st | 2nd | 3rd | FY | LY |
| Furman | 212 | 90 | 24 | .687 | 524 | 361 | 92 | .583 | 21 | 8 | 8 | 1967 | -- |
| UNCG | 119 | 49 | 18 | .688 | 282 | 183 | 44 | .597 | 10 | 5 | 5 | 1997 | -- |
| Mercer | 38 | 20 | 6 | .641 | 93 | 64 | 16 | .584 | 2 | 3 | 1 | 2014 | -- |
| ETSU | 33 | 33 | 14 | .500 | 61 | 62 | 22 | .497 | 2 | 1 | 2 | 1980+ | -- |
| Wofford | 53 | 122 | 12 | .316 | 137 | 289 | 30 | .333 | 2 | 1 | 1 | 1997 | -- |
| VMI | 38 | 192 | 14 | .184 | 135 | 466 | 30 | .238 | 0 | 1 | 2 | 1971 [^] | -- |
| Belmont | 9 | 12 | 3 | .438 | 29 | 31 | 7 | .485 | 0 | 0 | 0 | 2018 | -- |

& Later vacated 49 wins and 14 ties (18 wins and four ties in SoCon play) from 2007-11; + Did not compete in SoCon from 1982-13; [^] Did not compete in SoCon from 2003-13; FY = First year of competition in SoCon; LY = Last year of competition in SoCon

Former members

| | | | | | | | | | | | | | |
|-----------------------|-----|-----|----|-------|-----|-----|----|------|----|----|---|-------|------|
| West Virginia | 1 | 0 | 0 | 1.000 | 11 | 1 | 0 | .917 | 1 | 0 | 0 | 1967 | 1967 |
| George Washington | 6 | 2 | 0 | .750 | 15 | 18 | 1 | .456 | 2 | 0 | 1 | 1967 | 1969 |
| Appalachian State | 166 | 76 | 21 | .671 | 391 | 310 | 57 | .553 | 13 | 8 | 4 | 1972 | 2013 |
| College of Charleston | 64 | 39 | 7 | .614 | 151 | 128 | 24 | .538 | 1 | 5 | 1 | 1998 | 2012 |
| William & Mary | 17 | 11 | 2 | .600 | 63 | 50 | 11 | .552 | 1 | 4 | 1 | 1967 | 1976 |
| Davidson | 139 | 101 | 12 | .575 | 352 | 377 | 58 | .484 | 10 | 10 | 5 | 1967* | 2013 |
| Elon | 39 | 31 | 5 | .553 | 104 | 90 | 29 | .531 | 2 | 1 | 3 | 2003 | 2013 |
| East Carolina | 14 | 20 | 6 | .425 | 35 | 64 | 11 | .368 | 0 | 2 | 4 | 1967 | 1976 |
| Georgia Southern | 54 | 85 | 13 | .398 | 153 | 228 | 38 | .411 | 0 | 1 | 4 | 1992 | 2013 |
| The Citadel | 64 | 113 | 8 | .368 | 186 | 450 | 29 | .389 | 2 | 7 | 1 | 1967 | 2002 |
| Marshall | 32 | 61 | 11 | .361 | 123 | 187 | 23 | .404 | 0 | 3 | 3 | 1979 | 1996 |
| Western Carolina | 17 | 32 | 3 | .356 | 43 | 89 | 8 | .336 | 0 | 1 | 0 | 1977 | 1984 |
| Chattanooga | 8 | 36 | 2 | .196 | 24 | 77 | 9 | .259 | 0 | 0 | 0 | 1979 | 1985 |

* Did not compete in SoCon from 1988-91

| 1967 | Conference | | | | | All Games | | | | |
|-------------------|------------|---|---|----|----|-----------|---|---|----|----|
| Northern Division | W | L | T | GF | GA | W | L | T | GF | GA |
| *West Virginia | 1 | 0 | 0 | 4 | 1 | 11 | 1 | 0 | 67 | 15 |
| William & Mary | 2 | 1 | 0 | 5 | 11 | 3 | 6 | 0 | 14 | 38 |
| George Washington | 0 | 2 | 0 | 2 | 6 | 5 | 7 | 0 | 25 | 26 |

| Southern Division | W | L | T | GF | GA | W | L | T | GF | GA |
|-------------------|---|---|---|----|----|---|---|---|----|----|
| *Davidson | 0 | 0 | 1 | 3 | 3 | 7 | 5 | 3 | 44 | 33 |
| East Carolina | 1 | 2 | 0 | 5 | 7 | 3 | 7 | 0 | 14 | 30 |
| Furman | 0 | 1 | 0 | 1 | 4 | 3 | 7 | 0 | 18 | 35 |
| The Citadel | - | - | - | - | - | 3 | 4 | 0 | - | - |

*West Virginia defeated Davidson for the conference championship

| 1968 | Conference | | | | | All Games | | | | |
|--------------------|------------|---|---|----|----|-----------|---|---|----|----|
| | W | L | T | GF | GA | W | L | T | GF | GA |
| *George Washington | 3 | 0 | 0 | 25 | 2 | 6 | 4 | 1 | 41 | 27 |
| Davidson | 2 | 1 | 0 | 12 | 7 | 4 | 6 | 2 | 29 | 28 |
| The Citadel | 2 | 1 | 1 | 15 | 19 | 4 | 3 | 1 | 30 | 36 |
| East Carolina | 2 | 3 | 0 | 5 | 19 | 2 | 6 | 1 | 13 | 31 |
| Furman | 0 | 2 | 1 | 4 | 10 | 2 | 8 | 1 | 16 | 36 |
| William & Mary | 0 | 2 | 0 | 1 | 4 | 5 | 4 | 0 | 18 | 15 |

*George Washington defeated The Citadel 12-0 for the conference championship

| 1969 | Conference | | | | | All Games | | | | |
|--------------------|------------|---|---|----|----|-----------|----|---|----|----|
| | W | L | T | GF | GA | W | L | T | GF | GA |
| *George Washington | 3 | 0 | 0 | 18 | 2 | 4 | 7 | 0 | 23 | 19 |
| Davidson | 2 | 1 | 0 | 10 | 8 | 4 | 7 | 1 | 34 | 34 |
| The Citadel | 2 | 1 | 0 | 15 | 8 | 5 | 3 | 1 | 41 | 32 |
| East Carolina | 1 | 2 | 1 | 9 | 16 | 3 | 4 | 1 | 21 | 34 |
| William & Mary | 0 | 1 | 1 | 1 | 7 | 5 | 6 | 2 | 10 | 11 |
| Furman | 0 | 3 | 0 | 4 | 15 | 2 | 10 | 0 | 15 | 48 |

*George Washington defeated Davidson 5-0 for the conference championship

| 1970 | Conference | | | | | All Games | | | | |
|----------------|------------|---|---|----|----|-----------|---|---|----|----|
| | W | L | T | GF | GA | W | L | T | GF | GA |
| *Davidson | 3 | 1 | 0 | 15 | 9 | 10 | 3 | 1 | 42 | 26 |
| East Carolina | 2 | 1 | 1 | 10 | 8 | 3 | 7 | 2 | 19 | 46 |
| Furman | 1 | 1 | 1 | 8 | 8 | 3 | 8 | 1 | 17 | 46 |
| William & Mary | 1 | 1 | 0 | 6 | 4 | 9 | 2 | 3 | 34 | 12 |
| The Citadel | 0 | 3 | 0 | 6 | 16 | 1 | 9 | 0 | - | - |

*Davidson defeated William & Mary 3-2 for the conference championship

| 1971 | Conference | | | | | All Games | | | | |
|-----------|------------|---|---|----|----|-----------|---|---|----|----|
| | W | L | T | GF | GA | W | L | T | GF | GA |
| *Davidson | 4 | 0 | 0 | 11 | 3 | 11 | 2 | 0 | 59 | 12 |

| | | | | | | | | | | |
|----------------|---|---|---|---|----|---|---|---|----|----|
| William & Mary | 2 | 1 | 0 | 9 | 4 | 6 | 7 | 0 | 27 | 23 |
| East Carolina | 1 | 2 | 1 | 8 | 9 | 4 | 7 | 2 | 23 | 37 |
| The Citadel | 1 | 2 | 0 | 8 | 12 | 3 | 4 | 0 | 18 | 32 |
| Furman | 0 | 2 | 1 | 4 | 8 | 1 | 8 | 2 | 15 | 45 |
| VMI | 0 | 1 | 0 | - | - | - | - | - | - | - |

*Davidson defeated William & Mary 1-0 for the conference championship

| 1972 | Conference | | | | | All Games | | | | |
|-------------------|------------|---|---|----|----|-----------|----|---|----|----|
| | W | L | T | GF | GA | W | L | T | GF | GA |
| Appalachian State | 4 | 1 | 0 | 14 | 6 | 11 | 4 | 0 | 51 | 25 |
| William & Mary | 2 | 1 | 0 | 10 | 1 | 5 | 7 | 0 | 23 | 14 |
| Davidson | 2 | 1 | 0 | 5 | 4 | 7 | 5 | 0 | 31 | 24 |
| East Carolina | 2 | 2 | 0 | 6 | 8 | 4 | 8 | 0 | 18 | 31 |
| Furman | 1 | 1 | 1 | 7 | 7 | 4 | 6 | 1 | 22 | 25 |
| The Citadel | 0 | 3 | 1 | 5 | 10 | 0 | 7 | 1 | 6 | 22 |
| VMI | 0 | 3 | 0 | 3 | 15 | 1 | 10 | 0 | 11 | 51 |

| 1973 | Conference | | | | | All Games | | | | |
|--------------------|------------|---|---|----|----|-----------|---|---|----|----|
| | W | L | T | GF | GA | W | L | T | GF | GA |
| *Appalachian State | 4 | 0 | 1 | 22 | 7 | 9 | 4 | 1 | 55 | 36 |
| East Carolina | 1 | 1 | 1 | 6 | 5 | 3 | 5 | 2 | 18 | 24 |
| Davidson | 2 | 1 | 0 | 6 | 6 | 5 | 7 | 2 | 25 | 38 |
| William & Mary | 1 | 1 | 0 | 4 | 3 | 6 | 5 | 1 | 23 | 26 |
| The Citadel | 1 | 2 | 0 | 1 | 4 | 9 | 4 | 0 | 37 | 18 |
| Furman | 0 | 2 | 1 | 4 | 6 | 4 | 6 | 1 | 18 | 29 |
| VMI | 0 | 2 | 1 | 5 | 9 | 2 | 7 | 2 | 16 | 44 |

| 1974 | Conference | | | | | All Games | | | | |
|-------------------|------------|---|---|----|----|-----------|---|---|----|----|
| | W | L | T | GF | GA | W | L | T | GF | GA |
| Appalachian State | 4 | 0 | 1 | 24 | 5 | 12 | 2 | 1 | 78 | 14 |
| The Citadel | 2 | 1 | 0 | 6 | 8 | 9 | 3 | 0 | 43 | 22 |
| Davidson | 1 | 1 | 1 | 2 | 2 | 8 | 5 | 3 | 37 | 22 |
| East Carolina | 1 | 2 | 0 | 5 | 9 | 7 | 4 | 0 | 19 | 20 |
| VMI | 1 | 2 | 0 | 3 | 9 | 1 | 9 | 1 | 9 | 37 |
| William & Mary | 1 | 2 | 0 | 2 | 4 | 5 | 5 | 2 | 19 | 12 |
| Furman | 0 | 3 | 0 | 4 | 15 | 3 | 8 | 1 | 33 | 36 |

| 1975 | Conference | | | | | All Games | | | | |
|-------------------|------------|---|---|----|----|-----------|----|---|----|----|
| | W | L | T | GF | GA | W | L | T | GF | GA |
| Appalachian State | 5 | 0 | 0 | 23 | 4 | 12 | 1 | 0 | 49 | 10 |
| William & Mary | 3 | 1 | 0 | 16 | 4 | 9 | 4 | 1 | 54 | 9 |
| East Carolina | 1 | 2 | 1 | 7 | 9 | 3 | 6 | 2 | 26 | 24 |
| VMI | 1 | 2 | 1 | 10 | 8 | 3 | 8 | 1 | 22 | 27 |
| Furman | 1 | 2 | 0 | 3 | 11 | 6 | 6 | 0 | 20 | 31 |
| The Citadel | 1 | 2 | 0 | 3 | 5 | 6 | 5 | 1 | 30 | 19 |
| Davidson | 1 | 2 | 0 | 5 | 8 | 1 | 10 | 1 | 13 | 32 |
| Richmond | - | - | - | - | - | 0 | 6 | 0 | - | - |



ALL-TIME CONFERENCE STANDINGS



| 1976 | Conference | | | | | All Games | | | | |
|-------------------|------------|---|---|----|----|-----------|----|---|----|----|
| | W | L | T | GF | GA | W | L | T | GF | GA |
| William & Mary | 5 | 0 | 1 | 26 | 2 | 10 | 4 | 2 | 48 | 11 |
| Appalachian State | 4 | 1 | 1 | 25 | 8 | 10 | 4 | 1 | 47 | 11 |
| VMI | 3 | 2 | 1 | 11 | 18 | 5 | 8 | 1 | 26 | 44 |
| The Citadel | 3 | 3 | 0 | 17 | 20 | 6 | 6 | 2 | 33 | 39 |
| East Carolina | 2 | 3 | 1 | 10 | 17 | 3 | 10 | 1 | 17 | 42 |
| Davidson | 1 | 4 | 1 | 7 | 16 | 3 | 11 | 1 | 21 | 41 |
| Furman | 0 | 5 | 1 | 6 | 20 | 0 | 10 | 3 | 12 | 45 |
| *Western Carolina | - | - | - | - | - | 4 | 7 | 1 | - | - |

| 1977 | Conference | | | | | All Games | | | | |
|-------------------|------------|---|---|----|----|-----------|----|---|----|----|
| | W | L | T | GF | GA | W | L | T | GF | GA |
| Appalachian State | 5 | 0 | 0 | 23 | 3 | 11 | 2 | 1 | 55 | 14 |
| The Citadel | 3 | 2 | 0 | 10 | 6 | 11 | 5 | 0 | 65 | 17 |
| VMI | 3 | 2 | 0 | 8 | 4 | 7 | 8 | 0 | 20 | 31 |
| Western Carolina | 3 | 2 | 0 | 9 | 7 | 10 | 6 | 1 | 34 | 29 |
| Furman | 1 | 4 | 0 | 3 | 15 | 5 | 8 | 1 | 22 | 41 |
| Davidson | 0 | 5 | 0 | 1 | 19 | 0 | 16 | 0 | 8 | 65 |

| 1978 | Conference | | | | | All Games | | | | |
|-------------------|------------|---|---|----|----|-----------|----|---|----|----|
| | W | L | T | GF | GA | W | L | T | GF | GA |
| Appalachian State | 5 | 0 | 0 | 32 | 2 | 10 | 1 | 2 | 61 | 12 |
| The Citadel | 3 | 2 | 0 | 7 | 10 | 10 | 4 | 0 | 35 | 17 |
| Furman | 3 | 2 | 0 | 5 | 7 | 6 | 6 | 1 | 22 | 24 |
| Western Carolina | 2 | 2 | 1 | 9 | 11 | 6 | 7 | 2 | 23 | 28 |
| Davidson | 1 | 4 | 0 | 2 | 13 | 5 | 10 | 1 | 19 | 33 |
| VMI | 0 | 4 | 1 | 2 | 14 | 3 | 13 | 1 | 20 | 47 |

| 1979 | Conference | | | | | All Games | | | | |
|-------------------|------------|---|---|----|----|-----------|----|---|----|-----|
| | W | L | T | GF | GA | W | L | T | GF | GA |
| Appalachian State | 7 | 0 | 0 | 55 | 1 | 9 | 6 | 0 | 67 | 17 |
| The Citadel | 6 | 1 | 0 | 30 | 10 | 8 | 7 | 1 | 39 | 29 |
| Furman | 5 | 2 | 0 | 22 | 12 | 6 | 7 | 1 | 26 | 39 |
| Western Carolina | 3 | 4 | 0 | 27 | 14 | 6 | 9 | 0 | 42 | 37 |
| Davidson | 3 | 4 | 0 | 20 | 14 | 8 | 13 | 0 | 45 | 49 |
| VMI | 2 | 4 | 1 | 17 | 13 | 3 | 12 | 2 | 22 | 44 |
| Marshall | 1 | 5 | 1 | 14 | 34 | 1 | 11 | 1 | 17 | 78 |
| Chattanooga | 0 | 7 | 0 | 2 | 89 | 0 | 12 | 0 | 5 | 139 |

| 1980 | Conference | | | | | All Games | | | | |
|-------------------|------------|---|---|----|----|-----------|----|---|-----|----|
| | W | L | T | GF | GA | W | L | T | GF | GA |
| Appalachian State | 8 | 0 | 0 | 75 | 4 | 14 | 3 | 0 | 105 | 16 |
| The Citadel | 6 | 2 | 0 | 23 | 15 | 10 | 4 | 2 | 39 | 26 |
| Furman | 6 | 2 | 0 | 23 | 12 | 10 | 6 | 0 | 44 | 27 |
| Davidson | 5 | 3 | 0 | 12 | 18 | 9 | 8 | 0 | 32 | 30 |
| VMI | 4 | 4 | 0 | 19 | 28 | 6 | 10 | 0 | 31 | 53 |
| Western Carolina | 4 | 4 | 0 | 23 | 22 | 7 | 14 | 0 | 43 | 75 |
| Chattanooga | 2 | 6 | 0 | 20 | 32 | 6 | 10 | 1 | 44 | 51 |
| ETSU | 1 | 7 | 0 | 13 | 42 | 5 | 8 | 0 | 38 | 47 |
| Marshall | 0 | 8 | 0 | 5 | 40 | 3 | 14 | 0 | 34 | 65 |

| 1981 | Conference | | | | | All Games | | | | |
|-------------------|------------|---|---|----|----|-----------|----|---|----|----|
| | W | L | T | GF | GA | W | L | T | GF | GA |
| Appalachian State | 8 | 0 | 0 | 28 | 5 | 10 | 6 | 0 | 37 | 27 |
| Davidson | 6 | 2 | 0 | 22 | 13 | 13 | 9 | 0 | 42 | 36 |
| Furman | 5 | 3 | 0 | 14 | 10 | 8 | 9 | 0 | 29 | 26 |
| The Citadel | 4 | 3 | 1 | 15 | 9 | 6 | 9 | 1 | 29 | 28 |
| Western Carolina | 3 | 3 | 2 | 12 | 14 | 7 | 7 | 2 | 33 | 32 |
| Chattanooga | 3 | 5 | 0 | 18 | 18 | 4 | 11 | 2 | 28 | 55 |
| Marshall | 2 | 4 | 2 | 11 | 24 | 6 | 8 | 2 | 32 | 46 |
| VMI | 2 | 5 | 1 | 16 | 21 | 4 | 11 | 1 | 22 | 39 |
| ETSU | 0 | 8 | 0 | 4 | 26 | 4 | 10 | 0 | 20 | 37 |

| 1982 | Conference | | | | | All Games | | | | |
|-------------------|------------|---|---|----|----|-----------|----|---|----|----|
| | W | L | T | GF | GA | W | L | T | GF | GA |
| Appalachian State | 5 | 1 | 1 | 16 | 11 | 6 | 13 | 1 | 32 | 67 |
| Marshall | 5 | 2 | 0 | 14 | 10 | 13 | 6 | 0 | 55 | 22 |
| Davidson | 5 | 2 | 0 | 19 | 7 | 11 | 4 | 4 | 42 | 18 |
| VMI | 4 | 2 | 1 | 11 | 9 | 7 | 8 | 2 | 28 | 48 |
| The Citadel | 3 | 4 | 0 | 15 | 17 | 7 | 8 | 0 | 36 | 31 |
| Furman | 3 | 4 | 0 | 8 | 8 | 6 | 11 | 1 | 19 | 43 |
| Western Carolina | 1 | 6 | 0 | 4 | 15 | 3 | 15 | 1 | 14 | 47 |
| Chattanooga | 0 | 5 | 2 | 9 | 19 | 3 | 8 | 4 | 21 | 33 |

| 1983 | Conference | | | | | All Games | | | | |
|-------------------|------------|---|---|----|----|-----------|----|---|----|----|
| | W | L | T | GF | GA | W | L | T | GF | GA |
| North Division | | | | | | | | | | |
| *Davidson | 4 | 1 | 1 | 20 | 6 | 12 | 5 | 3 | 44 | 26 |
| Marshall | 4 | 2 | 0 | 12 | 9 | 10 | 10 | 0 | 37 | 32 |
| Appalachian State | 3 | 2 | 1 | 20 | 8 | 8 | 4 | 6 | 52 | 18 |
| VMI | 0 | 6 | 0 | 5 | 34 | 0 | 15 | 0 | 12 | 94 |

| South Division | Conference | | | | | All Games | | | | |
|------------------|------------|---|---|----|----|-----------|----|---|----|----|
| | W | L | T | GF | GA | W | L | T | GF | GA |
| *Furman | 6 | 0 | 0 | 15 | 1 | 11 | 6 | 2 | 39 | 27 |
| The Citadel | 4 | 2 | 0 | 17 | 9 | 9 | 5 | 0 | 33 | 22 |
| Chattanooga | 1 | 5 | 0 | 4 | 11 | 3 | 10 | 0 | 12 | 30 |
| Western Carolina | 1 | 5 | 0 | 1 | 16 | 3 | 15 | 0 | 2 | 70 |

*Furman defeated Davidson 3-1 for the conference championship

| 1984 | Conference | | | | | All Games | | | | |
|-------------------|------------|---|---|----|----|-----------|----|---|----|----|
| | W | L | T | GF | GA | W | L | T | GF | GA |
| North Division | | | | | | | | | | |
| Appalachian State | 6 | 0 | 0 | 18 | 4 | 15 | 6 | 0 | 70 | 34 |
| Davidson | 4 | 2 | 0 | 17 | 6 | 9 | 9 | 1 | 33 | 26 |
| Marshall | 2 | 4 | 0 | 8 | 11 | 12 | 5 | 0 | 33 | 20 |
| VMI | 0 | 6 | 0 | 3 | 25 | 0 | 16 | 0 | 11 | 76 |

| South Division | Conference | | | | | All Games | | | | |
|------------------|------------|---|---|----|----|-----------|----|---|----|-----|
| | W | L | T | GF | GA | W | L | T | GF | GA |
| *Furman | 6 | 0 | 0 | 51 | 5 | 11 | 6 | 2 | 81 | 21 |
| The Citadel | 4 | 2 | 0 | 18 | 7 | 9 | 4 | 1 | 40 | 22 |
| Chattanooga | 2 | 4 | 0 | 7 | 33 | 5 | 11 | 0 | 19 | 55 |
| Western Carolina | 0 | 6 | 0 | 2 | 33 | 1 | 16 | 2 | 21 | 104 |

*Furman defeated Appalachian State 3-0 for the conference championship

| 1985 | Conference | | | | | All Games | | | | |
|--------------------|------------|---|---|----|----|-----------|----|---|----|----|
| | W | L | T | GF | GA | W | L | T | GF | GA |
| North Division | | | | | | | | | | |
| *Appalachian State | 5 | 1 | 0 | 19 | 2 | 12 | 7 | 0 | 40 | 27 |
| Davidson | 4 | 2 | 0 | 11 | 6 | 8 | 9 | 2 | 22 | 29 |
| Marshall | 3 | 3 | 0 | 9 | 8 | 10 | 7 | 1 | 46 | 33 |
| VMI | 0 | 6 | 0 | 3 | 26 | 5 | 12 | 0 | 17 | 52 |

| South Division | Conference | | | | | All Games | | | | |
|----------------|------------|---|---|----|----|-----------|----|---|----|----|
| | W | L | T | GF | GA | W | L | T | GF | GA |
| Furman | 4 | 0 | 0 | 21 | 1 | 11 | 9 | 1 | 54 | 37 |
| The Citadel | 2 | 2 | 0 | 10 | 9 | 6 | 8 | 1 | 31 | 32 |
| Chattanooga | 0 | 4 | 0 | 0 | 21 | 3 | 15 | 2 | 18 | 68 |

*Appalachian State defeated Furman 1-0 for the conference championship

| 1986 | Conference | | | | | All Games | | | | |
|-------------------|------------|---|---|----|----|-----------|----|---|----|----|
| | W | L | T | GF | GA | W | L | T | GF | GA |
| Furman | 5 | 0 | 0 | 26 | 1 | 13 | 4 | 2 | 57 | 10 |
| Appalachian State | 4 | 1 | 0 | 5 | 3 | 9 | 8 | 1 | 20 | 31 |
| Davidson | 3 | 2 | 0 | 11 | 6 | 5 | 14 | 1 | 27 | 55 |
| The Citadel | 2 | 3 | 0 | 11 | 10 | 6 | 11 | 1 | 35 | 29 |
| Marshall | 1 | 4 | 0 | 4 | 19 | 5 | 11 | 2 | 32 | 44 |
| VMI | 0 | 5 | 0 | 3 | 21 | 2 | 15 | 0 | 15 | 52 |

| 1987 | Conference | | | | | All Games | | | | |
|-------------------|------------|---|---|----|----|-----------|----|---|----|----|
| | W | L | T | GF | GA | W | L | T | GF | GA |
| Furman | 5 | 0 | 0 | 24 | 2 | 12 | 6 | 1 | 56 | 27 |
| Davidson | 4 | 1 | 0 | 10 | 2 | 11 | 7 | 3 | 29 | 27 |
| Appalachian State | 2 | 2 | 1 | 7 | 6 | 7 | 10 | 2 | 37 | 46 |
| The Citadel | 1 | 2 | 2 | 7 | 12 | 6 | 8 | 3 | 25 | 37 |
| VMI | 1 | 3 | 1 | 10 | 12 | 5 | 10 | 1 | 23 | 33 |
| Marshall | 0 | 5 | 0 | 1 | 25 | 4 | 14 | 0 | 12 | 66 |

| 1988 | Conference | | | | | All Games | | | | |
|-------------------|------------|---|---|----|----|-----------|----|---|----|----|
| | W | L | T | GF | GA | W | L | T | GF | GA |
| #Furman | 4 | 0 | 0 | 20 | 1 | 11 | 6 | 2 | 47 | 17 |
| Appalachian State | 3 | 1 | 0 | 6 | 8 | 6 | 10 | 3 | 37 | 42 |
| The Citadel | 2 | 2 | 0 | 7 | 9 | 9 | 7 | 2 | 35 | 25 |
| VMI | 1 | 3 | 0 | 7 | 13 | 6 | 12 | 1 | 25 | 58 |
| Marshall | 0 | 4 | 0 | 4 | 9 | 1 | 13 | 1 | 16 | 42 |

| 1989 | Conference | | | | | All Games | | | | |
|-------------------|------------|---|---|----|----|-----------|----|---|----|----|
| | W | L | T | GF | GA | W | L | T | GF | GA |
| Appalachian State | 4 | 0 | 0 | 13 | 4 | 12 | 8 | 0 | 45 | 29 |
| #Furman | 2 | 1 | 0 | 7 | 5 | 10 | 8 | 0 | 42 | 29 |
| Marshall | 1 | 2 | 1 | 7 | 11 | 7 | 10 | 3 | 40 | 41 |
| The Citadel | 1 | 2 | 0 | 4 | 4 | 10 | 7 | 0 | 32 | 25 |
| VMI | 0 | 3 | 1 | 5 | 12 | 5 | 9 | 1 | 25 | 39 |

| 1990 | Conference | | | | | All Games | | | | |
|-------------|------------|---|---|----|----|-----------|---|---|----|----|
| | W | L | T | GF | GA | W | L | T | GF | GA |
| *Furman | 3 | 1 | 0 | 14 | 5 | 6 | 9 | 3 | 37 | 30 |
| The Citadel | 3 | 1 | 0 | | | | | | | |



ALL-TIME CONFERENCE STANDINGS



| | Conference | | | | | All Games | | | | |
|-------------------|------------|---|---|----|----|-----------|----|---|----|----|
| | W | L | T | GF | GA | W | L | T | GF | GA |
| #Furman | 6 | 0 | 0 | 25 | 7 | 12 | 6 | 1 | 62 | 30 |
| Appalachian State | 5 | 1 | 0 | 16 | 9 | 11 | 8 | 0 | 40 | 38 |
| Georgia Southern | 2 | 2 | 2 | 12 | 12 | 8 | 9 | 4 | 39 | 45 |
| Davidson | 2 | 3 | 1 | 9 | 10 | 7 | 12 | 2 | 29 | 45 |
| Marshall | 2 | 3 | 1 | 16 | 15 | 5 | 15 | 1 | 34 | 55 |
| VMI | 1 | 4 | 1 | 10 | 24 | 5 | 14 | 1 | 33 | 67 |
| The Citadel | 0 | 5 | 1 | 8 | 21 | 1 | 15 | 2 | 14 | 64 |

| | Conference | | | | | All Games | | | | |
|-------------------|------------|---|---|----|----|-----------|----|---|----|----|
| | W | L | T | GF | GA | W | L | T | GF | GA |
| Davidson | 5 | 1 | 0 | 16 | 4 | 12 | 9 | 1 | 45 | 43 |
| #Furman | 5 | 1 | 0 | 23 | 5 | 9 | 10 | 2 | 47 | 43 |
| Appalachian State | 3 | 2 | 1 | 15 | 11 | 7 | 12 | 2 | 46 | 66 |
| Georgia Southern | 2 | 4 | 0 | 12 | 15 | 10 | 10 | 1 | 37 | 33 |
| VMI | 2 | 4 | 0 | 9 | 18 | 5 | 10 | 1 | 27 | 50 |
| The Citadel | 2 | 4 | 0 | 10 | 17 | 4 | 14 | 1 | 29 | 54 |
| Marshall | 1 | 4 | 1 | 8 | 23 | 4 | 14 | 2 | 22 | 64 |

| | Conference | | | | | All Games | | | | |
|-------------------|------------|---|---|----|----|-----------|----|---|----|----|
| | W | L | T | GF | GA | W | L | T | GF | GA |
| Furman | 5 | 1 | 0 | 17 | 5 | 11 | 5 | 3 | 41 | 18 |
| #Davidson | 5 | 1 | 0 | 20 | 5 | 12 | 11 | 1 | 48 | 36 |
| Appalachian State | 4 | 2 | 0 | 11 | 8 | 9 | 10 | 0 | 40 | 43 |
| Marshall | 3 | 3 | 0 | 14 | 8 | 10 | 10 | 0 | 42 | 37 |
| Georgia Southern | 2 | 4 | 0 | 9 | 11 | 7 | 13 | 2 | 46 | 47 |
| VMI | 2 | 4 | 0 | 6 | 17 | 8 | 11 | 0 | 27 | 42 |
| The Citadel | 0 | 6 | 0 | 3 | 26 | 1 | 17 | 1 | 14 | 81 |

| | Conference | | | | | All Games | | | | |
|-------------------|------------|---|---|----|----|-----------|----|---|----|----|
| | W | L | T | GF | GA | W | L | T | GF | GA |
| #Furman | 6 | 0 | 0 | 26 | 3 | 16 | 4 | 1 | 66 | 26 |
| Marshall | 4 | 1 | 1 | 20 | 5 | 11 | 7 | 2 | 44 | 21 |
| Georgia Southern | 3 | 2 | 1 | 20 | 10 | 10 | 11 | 2 | 59 | 50 |
| Appalachian State | 3 | 3 | 0 | 9 | 16 | 5 | 14 | 0 | 26 | 52 |
| Davidson | 3 | 3 | 0 | 11 | 9 | 8 | 14 | 0 | 25 | 49 |
| VMI | 1 | 5 | 0 | 7 | 19 | 6 | 13 | 0 | 28 | 51 |
| The Citadel | 0 | 6 | 0 | 2 | 33 | 3 | 16 | 0 | 22 | 76 |

| | Conference | | | | | All Games | | | | |
|-------------------|------------|---|---|----|----|-----------|----|---|----|----|
| | W | L | T | GF | GA | W | L | T | GF | GA |
| UNCG | 6 | 1 | 0 | 27 | 8 | 14 | 7 | 0 | 68 | 29 |
| Davidson | 5 | 2 | 0 | 21 | 14 | 10 | 11 | 0 | 43 | 39 |
| #Furman | 5 | 2 | 0 | 11 | 4 | 14 | 6 | 0 | 42 | 16 |
| Georgia Southern | 4 | 3 | 0 | 16 | 10 | 14 | 4 | 2 | 53 | 35 |
| Appalachian State | 3 | 3 | 1 | 14 | 14 | 4 | 11 | 2 | 30 | 54 |
| Wofford | 2 | 5 | 0 | 9 | 15 | 3 | 16 | 0 | 30 | 58 |
| VMI | 1 | 5 | 1 | 7 | 20 | 1 | 16 | 2 | 19 | 66 |
| The Citadel | 1 | 6 | 0 | 9 | 29 | 3 | 14 | 2 | 33 | 69 |

| | Conference | | | | | All Games | | | | |
|-----------------------|------------|---|---|----|----|-----------|----|---|----|----|
| | W | L | T | GF | GA | W | L | T | GF | GA |
| #UNCG | 7 | 1 | 0 | 47 | 8 | 19 | 4 | 2 | 91 | 31 |
| Furman | 7 | 1 | 0 | 25 | 7 | 16 | 4 | 2 | 46 | 16 |
| College of Charleston | 6 | 2 | 0 | 19 | 13 | 10 | 12 | 0 | 42 | 44 |
| Georgia Southern | 4 | 3 | 1 | 20 | 20 | 6 | 11 | 1 | 33 | 36 |
| Appalachian State | 4 | 4 | 0 | 11 | 17 | 13 | 8 | 0 | 33 | 32 |
| Davidson | 4 | 4 | 0 | 16 | 18 | 5 | 16 | 0 | 29 | 55 |
| The Citadel | 2 | 6 | 0 | 10 | 25 | 4 | 14 | 0 | 19 | 68 |
| Wofford | 1 | 6 | 1 | 9 | 19 | 2 | 17 | 2 | 18 | 64 |
| VMI | 0 | 8 | 0 | 3 | 33 | 1 | 14 | 1 | 14 | 57 |

| | Conference | | | | | All Games | | | | |
|-----------------------|------------|---|---|----|----|-----------|----|---|----|----|
| | W | L | T | GF | GA | W | L | T | GF | GA |
| #Furman | 8 | 0 | 0 | 22 | 4 | 21 | 2 | 1 | 43 | 12 |
| UNCG | 7 | 1 | 0 | 31 | 6 | 13 | 8 | 0 | 44 | 19 |
| Davidson | 5 | 3 | 0 | 16 | 10 | 10 | 11 | 0 | 35 | 29 |
| Appalachian State | 5 | 3 | 0 | 18 | 11 | 8 | 10 | 0 | 24 | 26 |
| College of Charleston | 4 | 4 | 0 | 11 | 11 | 6 | 14 | 1 | 22 | 36 |
| Georgia Southern | 3 | 5 | 0 | 15 | 18 | 5 | 12 | 1 | 33 | 55 |
| Wofford | 2 | 6 | 0 | 8 | 30 | 4 | 13 | 0 | 18 | 59 |
| The Citadel | 1 | 6 | 1 | 8 | 26 | 4 | 13 | 1 | 23 | 58 |
| VMI | 0 | 7 | 1 | 13 | 23 | 6 | 10 | 1 | 33 | 35 |

| | Conference | | | | | All Games | | | | |
|-----------------------|------------|---|---|----|----|-----------|----|---|----|----|
| | W | L | T | GF | GA | W | L | T | GF | GA |
| #Furman | 8 | 0 | 0 | 36 | 4 | 17 | 4 | 2 | 76 | 20 |
| Appalachian State | 6 | 2 | 0 | 20 | 12 | 13 | 7 | 0 | 46 | 40 |
| UNCG | 6 | 2 | 0 | 35 | 14 | 12 | 7 | 1 | 58 | 33 |
| Davidson | 6 | 2 | 0 | 24 | 10 | 11 | 8 | 1 | 47 | 34 |
| College of Charleston | 4 | 4 | 0 | 10 | 16 | 10 | 9 | 3 | 36 | 35 |
| Georgia Southern | 2 | 5 | 1 | 13 | 20 | 6 | 11 | 3 | 30 | 44 |
| VMI | 2 | 6 | 0 | 12 | 32 | 5 | 12 | 0 | 24 | 54 |
| The Citadel | 1 | 7 | 0 | 11 | 36 | 5 | 14 | 0 | 26 | 71 |
| Wofford | 0 | 7 | 1 | 6 | 23 | 3 | 13 | 2 | 22 | 45 |

| | Conference | | | | | All Games | | | | |
|-----------------------|------------|---|---|----|----|-----------|----|---|----|----|
| | W | L | T | GF | GA | W | L | T | GF | GA |
| #Furman | 8 | 0 | 0 | 34 | 4 | 17 | 5 | 0 | 68 | 19 |
| Davidson | 6 | 2 | 0 | 18 | 11 | 11 | 8 | 0 | 41 | 34 |
| UNCG | 6 | 2 | 0 | 28 | 12 | 13 | 8 | 0 | 47 | 33 |
| Appalachian State | 4 | 4 | 0 | 9 | 12 | 10 | 8 | 0 | 30 | 27 |
| College of Charleston | 4 | 4 | 0 | 15 | 14 | 6 | 11 | 1 | 19 | 33 |
| VMI | 3 | 4 | 1 | 14 | 20 | 6 | 11 | 1 | 27 | 42 |
| Georgia Southern | 3 | 5 | 0 | 12 | 22 | 8 | 12 | 0 | 35 | 46 |
| Wofford | 1 | 6 | 1 | 12 | 29 | 4 | 13 | 1 | 28 | 55 |
| The Citadel | 0 | 8 | 0 | 7 | 25 | 0 | 14 | 0 | 10 | 42 |

| | Conference | | | | | All Games | | | | |
|-----------------------|------------|---|---|----|----|-----------|----|---|----|----|
| | W | L | T | GF | GA | W | L | T | GF | GA |
| Furman | 8 | 0 | 0 | 21 | 6 | 19 | 3 | 1 | 50 | 16 |
| Appalachian State | 6 | 2 | 0 | 17 | 9 | 13 | 5 | 1 | 39 | 22 |
| Davidson | 5 | 2 | 1 | 21 | 8 | 10 | 6 | 4 | 36 | 22 |
| College of Charleston | 5 | 3 | 0 | 12 | 8 | 11 | 7 | 2 | 28 | 22 |
| UNCG | 5 | 3 | 0 | 38 | 21 | 14 | 8 | 0 | 76 | 46 |
| Georgia Southern | 1 | 5 | 2 | 12 | 14 | 2 | 16 | 2 | 28 | 56 |
| VMI | 2 | 6 | 0 | 10 | 22 | 3 | 10 | 4 | 22 | 39 |
| Wofford | 1 | 6 | 1 | 6 | 24 | 3 | 15 | 2 | 18 | 58 |
| The Citadel | 1 | 7 | 0 | 8 | 33 | 4 | 13 | 0 | 22 | 52 |

*Tournament canceled by weather

| | Conference | | | | | All Games | | | | | |
|-----------------------|------------|---|---|-----|----|-----------|----|----|---|----|----|
| | W | L | T | Pts | GF | GA | W | L | T | GF | GA |
| #Davidson | 6 | 1 | 0 | 18 | 15 | 7 | 15 | 6 | 2 | 35 | 20 |
| College of Charleston | 5 | 2 | 0 | 15 | 13 | 4 | 13 | 4 | 3 | 45 | 17 |
| UNCG | 4 | 1 | 2 | 14 | 14 | 6 | 10 | 8 | 2 | 39 | 29 |
| Furman | 3 | 2 | 2 | 11 | 10 | 7 | 6 | 9 | 4 | 23 | 26 |
| Appalachian State | 3 | 4 | 0 | 9 | 7 | 9 | 7 | 11 | 1 | 22 | 29 |
| Georgia Southern | 2 | 4 | 1 | 7 | 10 | 12 | 6 | 11 | 2 | 27 | 37 |
| Elon | 1 | 5 | 1 | 4 | 4 | 12 | 6 | 11 | 1 | 17 | 26 |
| Wofford | 1 | 6 | 0 | 3 | 5 | 21 | 3 | 16 | 0 | 11 | 45 |

| | Conference | | | | | All Games | | | | | |
|------------------------|------------|---|---|-----|----|-----------|----|----|---|----|----|
| | W | L | T | Pts | GF | GA | W | L | T | GF | GA |
| UNCG | 6 | 0 | 1 | 19 | 21 | 5 | 19 | 3 | 1 | 58 | 25 |
| #College of Charleston | 5 | 1 | 1 | 16 | 15 | 7 | 17 | 6 | 1 | 42 | 28 |
| Appalachian State | 4 | 2 | 1 | 13 | 7 | 9 | 10 | 7 | 3 | 26 | 31 |
| Davidson | 4 | 2 | 0 | 12 | 11 | 11 | 11 | 10 | 1 | 37 | 41 |
| Georgia Southern | 3 | 3 | 1 | 10 | 9 | 8 | 7 | 7 | 4 | 25 | 24 |
| Furman | 2 | 5 | 0 | 6 | 7 | 9 | 6 | 10 | 2 | 19 | 20 |
| Elon | 1 | 5 | 1 | 4 | 8 | 13 | 4 | 11 | 5 | 22 | 34 |
| Wofford | 0 | 6 | 1 | 1 | 3 | 19 | 3 | 16 | 1 | 13 | 49 |

| | Conference | | | | | All Games | | | | | |
|-----------------------|------------|---|---|-----|----|-----------|----|----|---|----|----|
| | W | L | T | Pts | GF | GA | W | L | T | GF | GA |
| #UNCG | 5 | 1 | 0 | 15 | 15 | 5 | 16 | 6 | 1 | 52 | 23 |
| Davidson | 5 | 1 | 0 | 15 | 9 | 5 | 14 | 6 | 1 | 33 | 24 |
| Elon | 4 | 2 | 1 | 13 | 11 | 7 | 9 | 9 | 2 | 30 | 24 |
| Furman | 4 | 3 | 0 | 12 | 11 | 5 | 8 | 8 | 4 | 28 | 23 |
| College of Charleston | 4 | 3 | 0 | 12 | 13 | 11 | 9 | 8 | 2 | 32 | 27 |
| Appalachian State | 2 | 4 | 1 | 7 | 10 | 14 | 7 | 10 | 1 | 26 | 31 |
| Georgia Southern | 1 | 6 | 0 | 3 | 10 | 19 | 7 | 10 | 1 | 31 | 47 |
| Wofford | 1 | 6 | 0 | 3 | 6 | 19 | 5 | 11 | 3 | 21 | |

| | Conference | | | | | All Games | | | | | |
|-----------------------|------------|---|---|-----|----|-----------|----|----|---|----|----|
| | W | L | T | Pts | GF | GA | W | L | T | GF | GA |
| #UNCG | 5 | 1 | 1 | 16 | 15 | 9 | 16 | 8 | 1 | 50 | 38 |
| Georgia Southern | 4 | 1 | 2 | 14 | 7 | 2 | 10 | 6 | 3 | 27 | 26 |
| Furman | 4 | 2 | 1 | 13 | 12 | 5 | 11 | 7 | 1 | 30 | 15 |
| College of Charleston | 4 | 3 | 0 | 12 | 15 | 12 | 10 | 9 | 1 | 41 | 33 |
| Appalachian State | 3 | 2 | 2 | 11 | 13 | 11 | 10 | 7 | 2 | 39 | 27 |
| Elon | 3 | 3 | 1 | 10 | 11 | 10 | 10 | 8 | 2 | 32 | 31 |
| Davidson | 1 | 5 | 1 | 4 | 6 | 11 | 5 | 13 | 1 | 22 | 31 |
| Wofford | 0 | 7 | 0 | 0 | 1 | 20 | 2 | 15 | 1 | 7 | 47 |

| | Conference | | | | | All Games | | | | | |
|-----------------------|------------|---|---|-----|----|-----------|----|----|---|----|----|
| | W | L | T | Pts | GF | GA | W | L | T | GF | GA |
| #Furman | 7 | 0 | 0 | 21 | 17 | 4 | 19 | 4 | 0 | 52 | 13 |
| College of Charleston | 6 | 1 | 0 | 18 | 13 | 4 | 13 | 5 | 1 | 32 | 18 |
| ^UNCG | 4 | 3 | 0 | 12 | 15 | 11 | 11 | 8 | 2 | 34 | 34 |
| Elon | 4 | 3 | 0 | 12 | 13 | 8 | 8 | 7 | 4 | 30 | 20 |
| Appalachian State | 2 | 4 | 1 | 7 | 9 | 10 | 9 | 10 | 3 | 25 | 35 |
| Davidson | 2 | 4 | 1 | 7 | 10 | 17 | 4 | 14 | 1 | 22 | 47 |
| Georgia Southern | 2 | 5 | 0 | 6 | 11 | 17 | 6 | 12 | 0 | 18 | 33 |
| Wofford | 0 | 7 | 0 | 0 | 4 | 21 | 7 | 12 | 1 | 24 | 34 |

| | Conference | | | | | All Games | | | | |
|------|------------|---|---|-----|----|-----------|---|---|---|----|
| | W | L | T | Pts | GF | GA | W | L | T | GF |
| Elon | 7 | 0 | 0 | 21 | 19 | 6 | | | | |



ALL-TIME CONFERENCE STANDINGS



| 2009 | Conference | | | | | All Games | | | | | |
|-----------------------|------------|---|---|-----|----|-----------|----|----|---|----|----|
| | W | L | T | Pts | GF | GA | W | L | T | GF | GA |
| #Wofford | 5 | 1 | 1 | 16 | 15 | 8 | 12 | 2 | 3 | 32 | 17 |
| College of Charleston | 5 | 2 | 0 | 15 | 13 | 8 | 11 | 10 | 0 | 38 | 34 |
| Elon | 4 | 2 | 0 | 12 | 7 | 6 | 10 | 8 | 2 | 28 | 18 |
| ^UNCG | 3 | 3 | 1 | 10 | 14 | 8 | 6 | 10 | 3 | 26 | 31 |
| Furman | 3 | 4 | 0 | 9 | 14 | 15 | 8 | 8 | 2 | 34 | 28 |
| Davidson | 3 | 4 | 0 | 9 | 10 | 10 | 11 | 7 | 0 | 37 | 27 |
| Appalachian State | 3 | 4 | 0 | 9 | 6 | 8 | 8 | 8 | 1 | 33 | 23 |
| Georgia Southern | 0 | 6 | 0 | 0 | 2 | 18 | 1 | 15 | 1 | 10 | 46 |

| 2010 | Conference | | | | | All Games | | | | | |
|-----------------------|------------|---|---|-----|----|-----------|----|----|---|----|----|
| | W | L | T | Pts | GF | GA | W | L | T | GF | GA |
| College of Charleston | 4 | 1 | 2 | 14 | 12 | 6 | 11 | 5 | 3 | 34 | 20 |
| #^UNCG | 4 | 1 | 2 | 14 | 16 | 6 | 12 | 6 | 4 | 36 | 26 |
| Furman | 4 | 1 | 2 | 14 | 7 | 4 | 10 | 7 | 4 | 19 | 19 |
| Elon | 4 | 2 | 1 | 13 | 13 | 7 | 8 | 6 | 5 | 28 | 18 |
| Appalachian State | 4 | 2 | 1 | 13 | 8 | 7 | 8 | 8 | 3 | 18 | 21 |
| Davidson | 1 | 3 | 3 | 6 | 5 | 8 | 7 | 7 | 6 | 28 | 25 |
| Wofford | 1 | 6 | 0 | 3 | 6 | 16 | 3 | 11 | 3 | 17 | 29 |
| Georgia Southern | 0 | 6 | 1 | 1 | 4 | 17 | 3 | 11 | 3 | 20 | 32 |

| 2011 | Conference | | | | | All Games | | | | | |
|-----------------------|------------|---|---|-----|----|-----------|----|----|---|----|----|
| | W | L | T | Pts | GF | GA | W | L | T | GF | GA |
| ^UNCG | 5 | 1 | 1 | 16 | 13 | 1 | 10 | 8 | 2 | 30 | 17 |
| Furman | 4 | 1 | 2 | 14 | 11 | 6 | 14 | 4 | 4 | 35 | 20 |
| Georgia Southern | 4 | 3 | 0 | 12 | 16 | 18 | 8 | 8 | 1 | 34 | 31 |
| Appalachian State | 3 | 2 | 2 | 11 | 5 | 6 | 10 | 5 | 4 | 22 | 12 |
| Davidson | 3 | 2 | 2 | 11 | 11 | 8 | 8 | 8 | 3 | 24 | 22 |
| College of Charleston | 1 | 3 | 3 | 6 | 11 | 10 | 5 | 8 | 5 | 30 | 30 |
| #Elon | 2 | 5 | 0 | 6 | 9 | 13 | 9 | 11 | 2 | 34 | 39 |
| Wofford | 1 | 6 | 0 | 3 | 4 | 18 | 5 | 13 | 1 | 16 | 33 |

| 2012 | Conference | | | | | All Games | | | | | |
|-----------------------|------------|---|---|-----|----|-----------|----|----|---|----|----|
| | W | L | T | Pts | GF | GA | W | L | T | GF | GA |
| #Elon | 5 | 2 | 0 | 15 | 15 | 11 | 15 | 5 | 2 | 42 | 31 |
| Furman | 4 | 2 | 1 | 13 | 10 | 8 | 12 | 4 | 3 | 39 | 21 |
| College of Charleston | 4 | 2 | 1 | 13 | 14 | 6 | 8 | 10 | 1 | 27 | 25 |
| Georgia Southern | 3 | 3 | 1 | 10 | 12 | 10 | 6 | 12 | 1 | 26 | 37 |
| UNCG | 3 | 4 | 0 | 9 | 9 | 9 | 5 | 10 | 2 | 25 | 27 |
| Appalachian State | 2 | 3 | 2 | 8 | 5 | 7 | 8 | 7 | 4 | 17 | 19 |
| Wofford | 2 | 4 | 1 | 7 | 11 | 13 | 10 | 9 | 2 | 33 | 27 |
| Davidson | 2 | 5 | 0 | 6 | 6 | 18 | 6 | 11 | 1 | 21 | 36 |

| 2013 | Conference | | | | | All Games | | | | | |
|-------------------|------------|---|---|-----|----|-----------|----|----|---|----|----|
| | W | L | T | Pts | GF | GA | W | L | T | GF | GA |
| Wofford | 5 | 1 | 0 | 15 | 16 | 6 | 11 | 7 | 1 | 42 | 26 |
| #Elon | 4 | 2 | 0 | 12 | 10 | 8 | 15 | 5 | 3 | 39 | 26 |
| UNCG | 3 | 2 | 1 | 10 | 10 | 12 | 8 | 9 | 2 | 25 | 30 |
| Furman | 2 | 2 | 2 | 8 | 5 | 5 | 11 | 5 | 2 | 30 | 14 |
| Georgia Southern | 2 | 4 | 0 | 6 | 5 | 9 | 9 | 10 | 0 | 25 | 27 |
| Davidson | 2 | 4 | 0 | 6 | 8 | 11 | 8 | 10 | 1 | 24 | 30 |
| Appalachian State | 1 | 4 | 1 | 4 | 6 | 9 | 4 | 7 | 7 | 25 | 27 |

| 2014 | Conference | | | | | All Games | | | | | |
|---------|------------|----|---|-----|----|-----------|----|----|---|----|----|
| | W | L | T | Pts | GF | GA | W | L | T | GF | GA |
| Mercer | 8 | 2 | 0 | 24 | 19 | 9 | 14 | 7 | 0 | 34 | 20 |
| Wofford | 7 | 2 | 1 | 22 | 26 | 13 | 11 | 6 | 1 | 40 | 23 |
| #Furman | 5 | 4 | 1 | 16 | 12 | 10 | 12 | 5 | 5 | 28 | 14 |
| UNCG | 5 | 4 | 1 | 16 | 15 | 11 | 6 | 12 | 2 | 22 | 26 |
| ETSU | 3 | 6 | 1 | 10 | 13 | 15 | 7 | 10 | 1 | 25 | 29 |
| VMI | 0 | 10 | 0 | 0 | 3 | 30 | 1 | 17 | 1 | 6 | 57 |

| 2015 | Conference | | | | | All Games | | | | | |
|---------|------------|----|---|-----|----|-----------|----|----|---|----|----|
| | W | L | T | Pts | GF | GA | W | L | T | GF | GA |
| UNCG | 6 | 1 | 3 | 21 | 30 | 8 | 11 | 5 | 5 | 46 | 21 |
| #Furman | 6 | 2 | 2 | 20 | 15 | 8 | 8 | 5 | 6 | 22 | 18 |
| Mercer | 5 | 3 | 2 | 17 | 15 | 11 | 11 | 6 | 3 | 33 | 21 |
| ETSU | 4 | 4 | 2 | 14 | 15 | 15 | 8 | 7 | 4 | 30 | 24 |
| Wofford | 4 | 5 | 1 | 13 | 21 | 17 | 9 | 7 | 2 | 36 | 28 |
| VMI | 0 | 10 | 0 | 0 | 6 | 43 | 0 | 19 | 0 | 8 | 70 |

| 2016 | Conference | | | | | All Games | | | | | |
|---------|------------|----|---|-----|----|-----------|----|----|---|----|----|
| | W | L | T | Pts | GF | GA | W | L | T | GF | GA |
| ETSU | 7 | 1 | 2 | 23 | 20 | 8 | 12 | 5 | 3 | 33 | 20 |
| #Mercer | 7 | 3 | 0 | 21 | 20 | 10 | 13 | 7 | 1 | 33 | 20 |
| Wofford | 6 | 4 | 0 | 18 | 17 | 13 | 12 | 7 | 0 | 33 | 24 |
| UNCG | 6 | 4 | 0 | 18 | 24 | 13 | 11 | 7 | 2 | 39 | 27 |
| Furman | 2 | 6 | 2 | 8 | 15 | 14 | 6 | 9 | 3 | 23 | 24 |
| VMI | 0 | 10 | 0 | 0 | 5 | 43 | 0 | 17 | 0 | 10 | 70 |

| 2017 | Conference | | | | | All Games | | | | | |
|---------|------------|----|---|-----|----|-----------|----|----|---|----|----|
| | W | L | T | Pts | GF | GA | W | L | T | GF | GA |
| ETSU | 6 | 0 | 4 | 22 | 20 | 5 | 9 | 2 | 7 | 29 | 14 |
| UNCG | 6 | 3 | 1 | 19 | 21 | 8 | 10 | 7 | 3 | 31 | 18 |
| Furman | 5 | 2 | 3 | 18 | 16 | 6 | 12 | 5 | 3 | 41 | 19 |
| #Mercer | 4 | 4 | 2 | 12 | 20 | 9 | 7 | 8 | 6 | 32 | 23 |
| Wofford | 4 | 6 | 0 | 12 | 21 | 23 | 4 | 15 | 0 | 25 | 48 |
| VMI | 0 | 10 | 0 | 0 | 1 | 48 | 0 | 16 | 2 | 5 | 79 |

| 2018 | Conference | | | | | All Games | | | | | |
|---------|------------|---|---|-----|----|-----------|----|----|---|----|----|
| | W | L | T | Pts | GF | GA | W | L | T | GF | GA |
| Mercer | 5 | 1 | 0 | 15 | 16 | 6 | 12 | 4 | 2 | 40 | 20 |
| ETSU | 4 | 1 | 1 | 13 | 11 | 6 | 9 | 7 | 1 | 25 | 24 |
| #Furman | 4 | 2 | 0 | 12 | 17 | 6 | 13 | 7 | 2 | 37 | 22 |
| UNCG | 2 | 2 | 2 | 9 | 9 | 8 | 8 | 9 | 2 | 23 | 24 |
| Wofford | 3 | 3 | 0 | 8 | 12 | 13 | 5 | 11 | 1 | 19 | 34 |
| Belmont | 2 | 4 | 1 | 4 | 13 | 15 | 4 | 12 | 2 | 23 | 44 |
| VMI | 0 | 7 | 0 | 0 | 2 | 26 | 1 | 16 | 1 | 9 | 58 |

| 2019 | Conference | | | | | All Games | | | | | |
|---------|------------|---|---|-----|----|-----------|----|----|---|----|----|
| | W | L | T | Pts | GF | GA | W | L | T | GF | GA |
| Furman | 5 | 1 | 0 | 15 | 14 | 6 | 11 | 7 | 1 | 41 | 32 |
| UNCG | 5 | 1 | 0 | 15 | 12 | 2 | 9 | 9 | 1 | 32 | 25 |
| ETSU | 4 | 2 | 0 | 12 | 8 | 3 | 8 | 8 | 2 | 22 | 19 |
| #Mercer | 3 | 3 | 0 | 9 | 12 | 11 | 14 | 7 | 0 | 40 | 29 |
| Wofford | 2 | 3 | 1 | 7 | 11 | 14 | 4 | 13 | 1 | 24 | 36 |
| Belmont | 1 | 4 | 1 | 4 | 8 | 11 | 5 | 15 | 2 | 27 | 33 |
| VMI | 0 | 6 | 0 | 0 | 2 | 20 | 1 | 16 | 0 | 11 | 51 |

| 2020-21 | Conference | | | | | All Games | | | | | |
|---------|------------|---|---|-----|----|-----------|---|---|---|----|----|
| | W | L | T | Pts | GF | GA | W | L | T | GF | GA |
| Furman | 5 | 0 | 1 | 16 | 15 | 3 | 7 | 2 | 1 | 21 | 9 |
| #UNCG | 3 | 1 | 2 | 11 | 11 | 6 | 8 | 2 | 2 | 27 | 14 |
| ETSU | 3 | 1 | 2 | 11 | 12 | 4 | 3 | 5 | 3 | 14 | 12 |
| Belmont | 3 | 2 | 1 | 10 | 9 | 6 | 7 | 2 | 2 | 19 | 10 |
| Mercer | 2 | 3 | 1 | 7 | 7 | 6 | 4 | 9 | 1 | 14 | 17 |
| Wofford | 1 | 4 | 1 | 4 | 6 | 10 | 1 | 7 | 1 | 10 | 17 |
| VMI | 0 | 6 | 0 | 0 | 3 | 28 | 2 | 9 | 0 | 9 | 42 |

| 2021 | Conference | | | | | All Games | | | | | |
|---------|------------|---|---|-----|----|-----------|----|----|---|----|----|
| | W | L | T | Pts | GF | GA | W | L | T | GF | GA |
| UNCG | 5 | 1 | 0 | 15 | 19 | 2 | 13 | 4 | 1 | 52 | 14 |
| #Mercer | 4 | 1 | 1 | 13 | 12 | 6 | 10 | 8 | 1 | 38 | 28 |
| Belmont | 4 | 2 | 0 | 12 | 12 | 6 | 13 | 5 | 1 | 33 | 18 |
| Furman | 4 | 2 | 0 | 12 | 10 | 7 | 7 | 9 | 1 | 26 | 30 |
| ETSU | 1 | 3 | 2 | 5 | 7 | 8 | 4 | 8 | 3 | 21 | 27 |
| Wofford | 1 | 4 | 1 | 4 | 13 | 14 | 5 | 11 | 1 | 25 | 32 |
| VMI | 0 | 6 | 0 | 0 | 1 | 31 | 1 | 16 | 1 | 10 | 72 |

#Tournament champion

^ later vacated all wins, ties and titles from these years



AWARDS BREAKDOWN



| School | 1st Team | 2nd Team | HM | | | Pinnacle | | | | | | | |
|---------|-----------|-----------|-----------|------------|------------|----------|-----|-----|-----|-----|-------|-----|-----|
| | All-Conf. | All-Conf. | All-Conf. | All-Fresh. | All-Tourn. | Award | MOP | POY | GOY | COY | N/FOY | POW | POM |
| Belmont | 2 | 11 | 0 | 6 | 8 | 0 | 0 | 0 | 0 | 0 | 0 | 12 | 2 |
| ETSU | 17 | 21 | 0 | 13 | 12 | 0 | 0 | 1 | 3 | 2 | 1 | 20 | 7 |
| Furman | 138 | 106 | 2 | 34 | 83 | 1 | 14 | 14 | 2 | 13 | 10 | 78 | 12 |
| Mercer | 21 | 14 | 0 | 16 | 22 | 4 | 4 | 2 | 1 | 2 | 2 | 24 | 4 |
| UNCG | 58 | 40 | 0 | 30 | 62 | 1 | 6 | 7 | 1 | 3* | 6 | 57 | 12 |
| VMI | 22 | 41 | 2 | 3 | 4 | 0 | 0 | 0 | 1 | 1 | 3 | 14 | 0 |
| Wofford | 14 | 26 | 0 | 24 | 14 | 0 | 1 | 0 | 0 | 1 | 2 | 12 | 0 |

* later vacated 2010 award

Former members

| | | | | | | | | | | | | | |
|-----------------------|----|----|---|----|----|---|---|----|---|----|---|----|---|
| Appalachian State | 90 | 61 | 1 | 10 | 33 | 0 | 1 | 13 | 0 | 11 | 1 | 21 | 1 |
| The Citadel | 39 | 32 | 4 | 0 | 8 | 0 | 1 | 0 | 0 | 1 | 0 | 10 | 0 |
| College of Charleston | 23 | 23 | 0 | 7 | 22 | 0 | 1 | 0 | 0 | 0 | 1 | 19 | 3 |
| Davidson | 58 | 44 | 5 | 4 | 31 | 0 | 3 | 5 | 0 | 9 | 2 | 31 | 2 |
| East Carolina | 3 | 6 | 2 | 0 | 0 | 0 | 0 | 0 | 0 | 0 | 0 | 0 | 0 |
| Elon | 22 | 22 | 0 | 7 | 21 | 0 | 3 | 4 | 0 | 4 | 2 | 19 | 5 |
| Georgia Southern | 21 | 18 | 0 | 5 | 21 | 0 | 0 | 2 | 0 | 2 | 1 | 18 | 1 |
| Marshall | 20 | 21 | 4 | 0 | 11 | 0 | 0 | 0 | 0 | 2 | 2 | 9 | 0 |
| Chattanooga | 6 | 2 | 1 | 0 | 0 | 0 | 0 | 0 | 0 | 0 | 0 | 0 | 0 |
| Western Carolina | 10 | 8 | 1 | 0 | 0 | 0 | 0 | 0 | 0 | 1 | 0 | 0 | 0 |
| William & Mary | 6 | 5 | 4 | 0 | 0 | 0 | 0 | 1 | 0 | 1 | 0 | 0 | 0 |

MOP - Tournament Most Outstanding Player; POY - Player of the Year; GOY - Goalkeeper of the Year; COY - Coach of the Year; N/FOY - Newcomer/Freshman of the Year; POW - Player of the Week; POM - Player of the Month

ALL-CONFERENCE TEAMS

1974

First Team

- F Frank Kemo, Appalachian State
- F David Mor, Appalachian State
- F Emmanuel Udogu, Appalachian State
- F Kimbo Kellahan, The Citadel
- F Tom Blackwood, Davidson
- B Bob Hark, Appalachian State
- B Dan Harrell, Appalachian State
- B Bill Vaughn, Davidson
- B Brad Smith, East Carolina
- GK Mark Rozanski, Appalachian State

Second Team

- F Bill Hank, Davidson
- F Jeff O'Kunkler, East Carolina
- F Tom O'Shea, East Carolina
- F Chip Purvis, Furman
- F Fred Allner, VMI
- B Rich Reeves, The Citadel
- B Paul Parker, Davidson
- B Scott Bales, East Carolina
- B Al Lewitt, East Carolina
- B Bill Wedemeyer, Furman
- B Dan Heiken, VMI
- B Chas. Hensel, William & Mary
- GK Charlie Slagle, Davidson

Honorable Mention

- Chip Corts, The Citadel
- Gary Dancigar, Davidson
- Pete Angus, East Carolina
- Bucky Moses, East Carolina
- Mark Healey, William & Mary
- Tad Minkler, William & Mary
- Trever Smith, William & Mary
- Casey Todd, William & Mary

1975

First Team

- F Frank Kemo, Appalachian State
- F David Mor, Appalachian State
- F Chris Glaze, The Citadel
- F Tom Blackwood, Davidson
- F Kip Germain, William & Mary

- B Ronnie Groce, Appalachian State
- B Larry Panford, Appalachian State
- B Randy Cooper, The Citadel
- B Pete Angus, East Carolina
- B Bill Watson, William & Mary
- GK Mike Shepherd, Appalachian State

Second Team

- F Fernando Ojeda, Appalachian State
- F Mark McCoy, Furman
- F Mansour Shahtaji, VMI
- F Fred Allner, VMI
- F Tad Minkler, William & Mary
- B Tony Suarez, Appalachian State
- B Phil Barringer, Davidson
- B Tom Long, East Carolina
- B Mark Wells, Furman
- B Douglas Ashton, VMI
- B Brad Eure, William & Mary
- GK Casey Todd, William & Mary

1976

First Team

- F Frank Kemo, Appalachian State
- F Donn Korts, The Citadel
- F Freddie Allner, VMI
- F Kip Germain, William & Mary
- F Graham Sykes, William & Mary
- B Ronnie Groce, Appalachian State
- B Greg Kirshe, The Citadel
- B Tom Long, East Carolina
- B Eduardo Lopez, William & Mary
- B Bill Watson, William & Mary
- GK Mike Shepherd, Appalachian State

Second Team

- F Fernando Ojeda, Appalachian State
- F Michael Somnazu, Appalachian State
- F Dave Patton, Davidson
- F Pete Angus, East Carolina
- F Mark MacCoy, Furman
- B Larry Panford, Appalachian State
- B Randy Cooper, The Citadel
- B Paul Parker, Davidson
- B Bill Evans, Furman

- B Mansoor Shahtaji, VMI
- GK Bruce Bender, William & Mary

1977

First Team

- F Mike Somna, Appalachian State
- F Thompson Usiyan, Appalachian State
- F Chris Glaze, The Citadel
- F Marc Deschambault, VMI
- F Scott Grumann, Western Carolina
- B Emmanuel Igbeka, Appalachian State
- B Max Burch, The Citadel
- B David Patton, Davidson
- B Brian Lynn, Furman
- B Simon Dickson, Western Carolina
- GK Gary Morgan, VMI

Second Team

- F Hassan Ektiari, The Citadel
- F Randy Cullen, Furman
- F John Tart, Furman
- F Hamid Scharhiz, VMI
- F Freddy Phillips, Western Carolina
- B Keith Layne, Appalachian State
- B Greg Kirsohe, The Citadel
- B Kevin Robbins, Davidson
- B Reg Ridgely, VMI
- B John Woodward, VMI
- GK Stan Egan, Western Carolina

1978

First Team

- F Thompson Usiyan, Appalachian State
- F Barre Butler, The Citadel
- F Chris Glaze, The Citadel
- F Dennis Quinn, VMI
- B Kingsley Esabeman, Appalachian State
- B Emmanuel Igbeka, Appalachian State
- B Greg Kirshe, The Citadel
- B Kevin Robins, Davidson
- B Tom Alesio, Furman
- B Paul Garth, Western Carolina
- GK Gary Morgan, VMI

Second Team

- F C.K. Nichols, Davidson
- F Bill Laise, Furman
- F Jim Maher, Furman
- F Pete Craymer, Western Carolina
- F Scott Grumman, Western Carolina
- B Jim Wilde, Appalachian State
- B Bobby Scott, The Citadel
- B Joel Shirk, Davidson
- B Hamid Saharkhiz, VMI
- B Phil Bonds, Western Carolina
- GK Bill Steffen, Furman

1979

First Team

- F Kingsley Esabeman, Appalachian State
- F Barre Butler, The Citadel
- F Tom Alesio, Furman
- F Simon Dixon, Western Carolina
- B Emmanuel Igbeka, Appalachian State
- B Keith Layne, Appalachian State
- B Michael Somnazu, Appalachian State
- B Doug Stokesberry, Appalachian State
- B Bob Renfrew, The Citadel
- B Paul Garth, Western Carolina
- GK Gary Morgan, VMI

Second Team

- John Amsler, Furman
- Chuks Agusiegbe, Marshall
- Chuck Ambrose, Furman
- Dick Elwell, Appalachian State
- Chris Glass, The Citadel
- Bill Laise, Furman
- Dennis Quinn, VMI
- Danny Robinson, Davidson
- Bob Scott, The Citadel
- Bill Wahl, Davidson
- GK Ted Mackorell, Appalachian State

1980

First Team

- F Keith Layne, Appalachian State
- F Mark Schwartz, Appalachian State
- F Thompson Usiyan, Appalachian State



ALL-CONFERENCE TEAMS



- F Barre Butler, The Citadel
- F Ahmed Eghdami, Chattanooga
- B Kingsley Esabeman, Appalachian State
- B Emmanuel Igbeka, Appalachian State
- B Dave Debonis, The Citadel
- B Tom Alesio, Furman
- B Paul Garth, Western Carolina
- GK Steve Weishuhn, The Citadel
- GK Gary Morgan, VMI

Second Team

- F Chris Roberts, Davidson
- F Patrick Beedie, ETSU
- F Chuk Ambrose, Furman
- F Spruill Thompson, VMI
- F Kun Yi, VMI
- B Dick Elwell, Appalachian State
- B Dan Robinson, Davidson
- B John Amsler, Furman
- B Gary Carter, VMI
- B Chuck Pruden, VMI

Honorable Mention

- Steve Kraus, Appalachian State
- Mike Iordanou, Davidson
- Pete Arcerio, Furman
- John Holquist, Chattanooga
- Karl Witzke, Western Carolina

1981

First Team

- F Mark Schwartz, Appalachian State
- F Chris Roberts, Davidson
- F Charles Joynes, Chattanooga
- MF Scott Anderson, Appalachian State
- MF David Hovey, The Citadel
- MF Paul Garth, Western Carolina
- B Ray Wells, Appalachian State
- B Tim Warren, The Citadel
- B John Amsler, Furman
- B Karl Witzke, Western Carolina
- GK Mike Iordanou, Davidson

Second Team

- F Andy Aulau, Marshall
- F Spruill Thompson, VMI
- F Taylor Warner, Western Carolina
- MF Scott Rockett, Appalachian State
- MF Rusty Borden, The Citadel
- MF Tom Alesio, Furman
- B Walter Bowling, Appalachian State
- B Peter Dennen, The Citadel
- B Terry Greiner, Davidson
- B Scott Jackson, Marshall
- GK Peter Arcerio, Furman

1982

First Team

- F Mark Schwartz, Appalachian State
- F Andy Zulauf, Marshall
- F Spruill Thompson, VMI
- MF John Nedd, Appalachian State
- MF David Hovey, The Citadel
- MF Chris Roberts, Davidson
- B Scott Anderson, Appalachian State
- B Tim Warren, The Citadel
- B Bill Wahl, Davidson
- B Scott Jackson, Marshall
- GK Tony Yelverton, VMI

Second Team

- F Tom Shearer, The Citadel
- F Chuck Ambrose, Furman
- F Charles Joynes, Chattanooga
- MF Rob Wilcher, Appalachian State
- MF Armond Ghazarian, Chattanooga

- MF Karl Wilson, Western Carolina
- B Art Patsch, Appalachian State
- B Gary Carter, VMI
- B Chuck Pruden, VMI
- B Vernon Palker, Western Carolina
- GK Pat Woodward, Davidson

Honorable Mention

- F Chris Peckich, Marshall
- F Kun Yi, VMI
- MF Brian Hamilton, Davidson
- B Jim Datin, Marshall
- GK Chris Pollack, The Citadel

1983

(South Division)

- F Tom Shearer, The Citadel
- F Jamie Shoemaker, The Citadel
- F Ken Harbour, Furman
- F Stephen Todd, Furman
- MF Roger Wilson, The Citadel
- MF Charles Allen, Furman
- MF Armond Ghazarian, Chattanooga
- MF Scott Lambert, Western Carolina
- B Rusty Borden, The Citadel
- B Kris Kohrt, Furman
- B Don Lehman, Furman
- B Mike Schlenker, Chattanooga
- GK Tim Smith, Furman

(North Division)

- F Scott Anderson, Appalachian State
- F Tony Cabrales, Davidson
- F Spruill Thompson, VMI
- MF John Nedd, Appalachian State
- MF Rob Wilcher, Appalachian State
- MF Wallis Goodman, Davidson
- B Tim Ross, Appalachian State
- B Christian Tam, Appalachian State
- B Scott Jackson, Marshall
- B Brad Puryear, Marshall
- GK Pat Woodward, Davidson

1984

(South Division)

- F Tom Shearer, The Citadel
- F Jorge Zapata, The Citadel
- F Jeff Jones, Furman
- MF Tommy Little, Furman
- MF Chip Ward, Chattanooga
- MF Kirk Kropinack, Western Carolina
- B John Fisher, The Citadel
- B Tom Wells, The Citadel
- B Chip Love, Furman
- B Doug Mitchell, Furman
- GK Pat Hammen, Furman

(North Division)

- F Art Patsch, Appalachian State
- F Tony Cabrales, Davidson
- F Sean Fouts, Marshall
- MF John Nedd, Appalachian State
- MF Rob Wilcher, Appalachian State
- MF Mike Lufkin, Davidson
- MF Scott Laskowitz, Marshall
- B Scott Rockett, Appalachian State
- B Christian Tam, Appalachian State
- B Wallis Goodman, Davidson
- B Brad Puryear, Marshall
- GK Jim Kelly, Davidson

1985

(South Division)

- F Scott Broderick, Furman
- F Jeff Jones, Furman
- F Rod Underwood, Furman

- MF Tommy Little, Furman
- MF Osian Roberts, Furman
- MF Chris Greco, Chattanooga
- B John Fisher, The Citadel
- B Jim Jimreivat, The Citadel
- B Chip Love, Furman
- B Doug Mitchell, Furman
- GK David May, Furman

(North Division)

- F John Nedd, Appalachian State
- F Art Patsch, Appalachian State
- F Rob Wilcher, Appalachian State
- F Andy Zulauf, Marshall
- MF Tim Ross, Appalachian State
- MF Tony Cabrales, Davidson
- MF Steve Fisher, Marshall
- B Christian Tam, Appalachian State
- B Wallis Goodman, Davidson
- B Michael Spear, Davidson
- B Bill Datin, Marshall
- B Brad Puryear, Marshall
- GK Jim Kelly, Davidson

1986

First Team

- F Scott Broderick, Furman
- F Jeff Jones, Furman
- F Rod Underwood, Furman
- MF Tim Ross, Appalachian State
- MF Doug Mitchell, Furman
- MF Osian Roberts, Furman
- B Christian Tam, Appalachian State
- B Michael Spear, Davidson
- B Sean Callahan, Furman
- B Chip Love, Furman
- GK Adam Lee, Appalachian State
- GK John Dee, Furman

Second Team

- F Rob Sorrentino, The Citadel
- F Mike Friedlander, Davidson
- F Tommy Little, Furman
- MF Kirk Kropinack, Appalachian State
- MF Steve Ott, Furman
- MF Mike Williamson, VMI
- B Bobby Hort, Appalachian State
- B John Fisher, The Citadel
- B Aaron Burns, Furman
- B Jan Redrupp, Furman
- B John Keller, Marshall

Honorable Mention

- F Nicholas Agnos, The Citadel
- F Tracy Hankins, Davidson
- F Jim Cottrell, VMI
- MF Rob Vest, Davidson
- MF Andy Malcolm, Furman
- MF Steve Fischer, Marshall
- MF Scott Laskowitz, Marshall
- B Troy Fahey, The Citadel

1987

First Team

- F Mike Freidlander, Davidson
- F Tommy Little, Furman
- MF Carlos Lee, Appalachian State
- MF Craig Stephans, The Citadel
- MF Jeff Jones, Furman
- MF Osian Roberts, Furman
- B Tracy Hankins, Davidson
- B Michael Spear, Davidson
- B Chip Love, Furman
- B Buddy League, VMI
- GK Jim Kelly, Davidson

Second Team

- F Bubba Ritchie, The Citadel
- F Scott Broderick, Furman
- F Jim Cottrell, VMI
- MF Andy Salandy, Appalachian State
- MF Steve Ott, Davidson
- MF Doug Mitchell, Furman
- MF Pete Catizone, Marshall
- B Kirk Kropinack, Appalachian State
- B Craig Smalley, The Citadel
- B Rob Sorrentino, The Citadel
- B Derek McCown, VMI
- GK John Dee, Furman

1988

First Team

- F Carlos Lee, Appalachian State
- F John Ritchie, The Citadel
- F Rod Underwood, Furman
- MF Andy Salandy, Appalachian State
- MF Andrew Burr, Furman
- MF Osian Roberts, Furman
- MF Andrew Zorovich, Furman
- B Craig Smalley, The Citadel
- B Sean Callahan, Furman
- B Gary Cuddeback, Furman
- GK John Dee, Furman

Second Team

- F Brian Flynn, Appalachian State
- F Johnny Orindgreff, Furman
- F Andrew Preston, VMI
- MF Brendan Feeley, The Citadel
- MF Peter Catizone, Marshall
- MF Dan Schnock, VMI
- B Mike Dehner, Appalachian State
- B Walter Babecki, Marshall
- B Buddy League, VMI
- GK Mark Taylor, Marshall

1989

First Team

- F Carlos Lee, Appalachian State
- F John Ritchie, The Citadel
- F Andrew Burr, Furman
- MF Andy Salandy, Appalachian State
- MF Craig Stephans, The Citadel
- MF Gary Cuddeback, Furman
- MF Alex Alston, VMI
- B Jeremy Mittag, Appalachian State
- B Kerwin Skeete, Marshall
- GK Earl Morgan, Appalachian State

Second Team

- F Scott Griffith, Appalachian State
- F Chad Young, Furman
- F Paul Mutart, Marshall
- MF John Cerak, Appalachian State
- MF Andrew Zorovich, Furman
- MF David Vollmer, Marshall
- MF Eric Carpenter, VMI
- B Chad Jackson, Furman
- B Jay Wills, The Citadel
- B Mike Pilley, VMI
- GK John Dee, Furman

1990

First Team

- F Andrew Burr, Furman
- F Craig Stephans, The Citadel
- F Russell Rutter, VMI
- MF Andy Salandy, Appalachian State
- MF Gary Cuddeback, Furman
- MF Andrew Zorovich, Furman
- MF Alex Alston, VMI
- B Chad Jackson, Furman



ALL-CONFERENCE TEAMS



- B** Kerwin Skeete, Marshall
- B** Russ Tilgner, VMI
- GK** Mark Taylor, Marshall

Second Team

- F** Carlos Lee, Appalachian State
- F** David Terry, Appalachian State
- F** John Ritchie, The Citadel
- MF** Jef Fayssoux, The Citadel
- MF** Powell Williams, The Citadel
- MF** Richard Hughes, Furman
- MF** Ryan LaPointe, Marshall
- B** Jeremy Mittag, Appalachian State
- B** Andrew Hoyback, The Citadel
- B** Lance Kovar, Marshall
- GK** Ed Stein, Furman

1991

First Team

- F** David Terry, Appalachian State
- F** Chad Young, Furman
- F** Kurt Mueller, Marshall
- MF** Kyle Vosen, Furman
- MF** Andrew Zorovich, Furman
- MF** Alex Alston, VMI
- MF** Sebastian Moureau, VMI
- D** Joel Nesbitt, Appalachian State
- D** Wade Myers, Furman
- D** Brian Ragone, Marshall
- GK** Ed Stein, Furman

Second Team

- F** Richard Hughes, Furman
- F** Courtney Lambert, VMI
- F** Russell Rutter, VMI
- MF** Brian Jillings, Appalachian State
- MF** Jef Fayssoux, The Citadel
- MF** Powell Williams, The Citadel
- MF** Brian Blair, Furman
- D** Jay Willis, The Citadel
- D** Chad Jackson, Furman
- D** Matt Ott, VMI
- GK** Earl Morgan, Appalachian State

1992

First Team

- F** David Terry, Appalachian State
- F** Rob Ukrop, Davidson
- F** Chad Young, Furman
- MF** Matthew Spear, Davidson
- MF** Ray Colado, Furman
- MF** Richard Hughes, Furman
- MF** Jeff Heidt, Georgia Southern
- D** Chad Jackson, Furman
- D** Joel Nesbitt, Appalachian State
- D** Craig Omli, Davidson
- GK** Ed Stein, Furman

Second Team

- F** Scott Griffith, Appalachian State
- F** Marc Lloyd, The Citadel
- F** John Sampers, Davidson
- MF** Brian Jillings, Appalachian State
- MF** Kyle Vosen, Furman
- MF** Ryan LaPointe, Marshall
- MF** Bill Kaushagen, VMI
- D** Stephen Winters, The Citadel
- D** Cliff Castelloe, Davidson
- D** Brian Buback, Georgia Southern
- GK** Alex Deegan, Davidson

1993

First Team

- F** Jay Weyer, Furman
- F** Shawn Sizemore, Marshall
- F** Steen Larsen, Georgia Southern

- MF** Brian Jillings, Appalachian State
- MF** Ray Colado, Furman
- MF** Andy Haile, Davidson
- MF** Ryan LaPointe, Marshall
- D** Tommy Suter, Davidson
- D** Brian Blair, Furman
- D** Michael Sherman, Georgia Southern
- GK** Steve Ahn, Furman

Second Team

- F** Ben Hayes, Davidson
- F** Geoff Blum, VMI
- F** Trey Kirby, VMI
- MF** Ryan Anderson, Appalachian St.
- MF** Tom Metherell, The Citadel
- MF** Brent Hunnicutt, Furman
- MF** Mike Glasgow, Marshall
- D** Joel Nesbit, Appalachian State
- D** B.C. Keach, Furman
- D** Mike Young, VMI
- GK** Neal Andrews, Davidson

1994

First Team

- F** Jay Lane, Appalachian State
- F** Robert Clarke, Davidson
- F** Rich Daughtridge, VMI
- MF** Ryan Anderson, Appalachian St.
- MF** John Sampers, Davidson
- MF** Brian Nickerson, Furman
- MF** Andy Edwards, Georgia Southern
- D** Stephen Winters, The Citadel
- D** Tommy Suter, Davidson
- D** Pete Santora, Furman
- GK** Tim Boarman, Georgia Southern

Second Team

- F** Tom Metherell, The Citadel
- F** Bubba Self, Furman
- F** Jeff Shavelson, Furman
- MF** Ryan Northington, Davidson
- MF** Matt Bird, Furman
- MF** Brent Paterson, Marshall
- MF** Trey Kirby, VMI
- D** Joel Nesbitt, Appalachian State
- D** Kevin Turner, Appalachian State
- D** Greg Grundrum, Georgia Southern
- GK** Steve Ahn, Furman

1995

First Team

- F** Robert Clarke, Davidson
- F** Bubba Self, Furman
- F** Rich Daughtridge, VMI
- MF** Mark Hemphill, Appalachian St.
- MF** Ian O'Brien, Davidson
- MF** Brian Nickerson, Furman
- D** Kevin Turner, Appalachian State
- D** Isaac Stewart, Davidson
- D** Ches Riley, Furman
- D** Greg Gundrum, Georgia Southern
- GK** Alex Deegan, Davidson

Second Team

- F** Jay Lane, Appalachian State
- F** Naoshi Yamauchi, Appalachian St.
- F** Ryan Higginbotham, Furman
- MF** Fernando Campos, Davidson
- MF** Jeremy Simmons, Georgia Southern
- MF** Keith Dumas, Marshall
- MF** Chan Roush, Marshall
- D** Wally Fayssoux, The Citadel
- D** Rob Risley, Marshall
- D** Jon Dano, VMI
- GK** Ronnie Pascale, Furman

1996

First Team

- F** Zach Southerland, The Citadel
- F** Ryan Higginbotham, Furman
- F** Kevin Hanfman, Georgia Southern
- MF** Brian Nickerson, Furman
- MF** Jason Russell, Georgia Southern
- MF** David Husbands, Marshall
- D** Kevin Turner, Appalachian State
- D** Pete Santora, Furman
- D** Peter Slobodyan, Furman
- D** Claude Hunt, Marshall
- GK** Ronnie Pascale, Furman

Second Team

- F** Naoshi Yamauchi, Appalachian St.
- F** Robert Clarke, Davidson
- F** Jeff Shavelson, Furman
- F** Chris Carroll, Marshall
- MF** Mark Hemphill, Appalachian St.
- MF** Mike Freno, Furman
- MF** Keith Dumas, Marshall
- D** Chad Lagerway, Davidson
- D** Chris Starks, Georgia Southern
- D** Kevin Duhaime, VMI
- GK** Richard Orrick, Marshall

1997

First Team

- F** Kevin Hanfman, Georgia Southern
- F** Siggs Eijolfsson, UNCG
- F** Rich Daughtridge, VMI
- MF** Daniel Alvarez, Furman
- MF** Jeremy McClure, Georgia Southern
- MF** Matt Farris, UNCG
- D** Pete Santora, Furman
- D** Patrick Miller, Davidson
- D** Brian Freeman, UNCG
- GK** Ronnie Pascale, Furman
- GK** Mike Burrell, Georgia Southern

Second Team

- F** Naoshi Yamauchi, Appalachian St.
- F** David Buehler, Davidson
- F** Carl Junot, Furman
- MF** Mark Hemphill, Appalachian St.
- MF** Shiloh Tisdale, The Citadel
- MF** Dane Erickson, Davidson
- MF** Jason Russell, Georgia Southern
- D** Peter Slobodyan, Furman
- D** Chris Carter, Georgia Southern
- D** Rusty Pierce, UNCG
- GK** Trey Wilson, UNCG

1998

First Team

- F** Jordy Broder, Appalachian State
- F** Jeremy McClure, Georgia Southern
- F** Siggs Eijolfsson, UNCG
- MF** Mark Hemphill, Appalachian St.
- MF** Daniel Alvarez, Furman
- MF** Matt Farris, UNCG
- D** Jason Duncan, Coll. of Charleston
- D** Matt Goldsmith, Furman
- D** Seth Marks, Furman
- GK** David Wagner, The Citadel
- GK** Ronnie Pascal, Furman

Second Team

- F** Vladimir Suite, Coll. of Charleston
- F** John Barry Nusum, Furman
- F** Alejandro Moreno, UNCG
- MF** Naoshi Yamauchi, Appalachian St.
- MF** Johnnie Keen, The Citadel
- MF** David Buehler, Davidson
- MF** Stephen Rodriguez, Furman

- D** Lawrence Cann, Davidson
- D** Brian Freeman, UNCG
- D** Rusty Pierce, UNCG
- GK** Daniel Wilson, Wofford

1999

First Team

- F** Chris Norbet, Davidson
- F** John Barry Nusum, Furman
- F** Jeremy McClure, Georgia Southern
- F** Alejandro Moreno, UNCG
- MF** Daniel Alvarez, Furman
- MF** Matt Goldsmith, Furman
- MF** Justin Wisdo, UNCG
- D** Collin Phillips, Coll. of Charleston
- D** David Buehler, Davidson
- D** Seth Marks, Furman
- GK** Scott Blount, Furman

Second Team

- F** Jordy Broder, Appalachian State
- F** Andrew Kelly, Coll. of Charleston
- F** Kenny Sykes, VMI
- MF** Johnnie Keen, The Citadel
- MF** Hart Roper, Davidson
- MF** Stephen Rodriguez, Furman
- D** Lawrence Cann, Davidson
- D** Graham Seagraves, Furman
- D** T.J. Papp, UNCG
- GK** Soren Johnson, Davidson
- GK** Daniel Wilson, Wofford

2000

First Team

- F** Jordy Broder, Appalachian State
- F** John Barry Nusum, Furman
- F** Alejandro Moreno, UNCG
- MF** Johnnie Keen, The Citadel
- MF** Erik Ozimek, Davidson
- MF** Matt Goldsmith, Furman
- MF** Carl Junot, Furman
- D** Jason Duncan, Coll. of Charleston
- D** David Buehler, Davidson
- D** McNeil Cronin, Furman
- GK** Scott Blount, Furman

Second Team

- F** Jeff Files, College of Charleston
- F** John Tetirick, Davidson
- F** Jason Seagle, VMI
- MF** Patrick Tanner, Furman
- MF** Jeff Russell, Georgia Southern
- MF** Kenny Bundy, UNCG
- D** Chris Weddle, Appalachian State
- D** Jack Handy, Furman
- D** Justin Wisdo, UNCG
- GK** Soren Johnson, Davidson
- GK** Garrett Lazenby, Georgia Southern

2001

First Team

- F** Chris Norbet, Davidson
- F** John Barry Nusum, Furman
- F** Alejandro Moreno, UNCG
- MF** Jordy Broder, Appalachian State
- MF** Erik Ozimek, Davidson
- MF** Chris Goos, UNCG
- MF** Jonathan Rios, VMI
- D** David Peoples, Davidson
- D** Matt Goldsmith, Furman
- D** Mike Hemphill, UNCG
- GK** Scott Blount, Furman

Second Team

- F** Jeff Files, College of Charleston
- F** Sergai Raad, Furman



ALL-CONFERENCE TEAMS



F Tony Moffat, Georgia Southern
MF Clint Dempsey, Furman
MF Anthony Esquivel, Furman
MF Jeff Russell, Georgia Southern
D Mark Thornton, Appalachian State
D Allen Greenridge, Coll. of Charleston
D Derek Kilburn, Davidson
D Michael Kozak, Wofford
GK John Simmons, VMI

2002

First Team

F Tony Meyers, Coll. of Charleston
F Jeff Files, College of Charleston
F Anthony Esquivel, Furman
MF Joel Sadler, Davidson
MF Ricardo Clark, Furman
MF Clint Dempsey, Furman
MF Chris Goos, UNCG
D David Peoples, Davidson
D McNeil Cronin, Furman
D Andy Kidd, Furman
GK Soren Johnson, Davidson

Second Team

F Steve Mellor, Appalachian State
F Nick Hansell, Davidson
F Cliff Patterson, UNCG
MF Keon McPherson, Appalachian St.
MF Jannis Riesz, Appalachian State
MF Jonathan Rios, VMI
D Mark Thornton, Appalachian State
D Tyler Beckstead, Coll. of Charleston
D Montae Seabrook, Coll. of Charleston
D Drew Moor, Furman
GK Greg Brooks, Appalachian State

2003

First Team

F Keon McPherson, Appalachian St.
F Scott Hoch, Furman
F Tony Moffat, Georgia Southern
MF Clint Dempsey, Furman
MF James Goodman, UNCG
MF Scott Jones, UNCG
D Mark Thornton, Appalachian State
D Drew Cavanaugh, Coll. of Charleston
D John Latting, Davidson
D McNeil Cronin, Furman
GK Keith Wiggans, Coll. of Charleston

Second Team

F Ricardo Diaz Granados, CofC
F Jeff Files, College of Charleston
F Randi Patterson, UNCG
MF Sage Martina, Coll. of Charleston
MF Justin Porter, Davidson
MF Egill Atlason, UNCG
D Nahum Navas, Davidson
D Brent McDowell, Elon
D Casey Davis, UNCG
GK Bart Creasman, Davidson
GK Alex Maslow, Furman

2004

First Team

F Keon McPherson, Appalachian St.
F Tony Meyers, Coll. of Charleston
F Lawrence Smith, Georgia Southern
F Randi Patterson, UNCG
MF Troy Lesesne, Coll. of Charleston
MF Scott Jones, UNCG
MF Phil Long, UNCG
D Drew Cavanaugh, Coll. of Charleston
D John Latting, Davidson
D David Worthen, UNCG

GK Philip Cavicchia, Appalachian St.

Second Team

F Raphael Jones, Appalachian State
F Douglas Boateng, Elon
F Tommy Irwin, Georgia Southern
MF Ben Hollingsworth, CofC
MF Josh Villalobos, Furman
MF Egill Atlason, UNCG
D Junior Nombre, Elon
D Jon Leathers, Furman
D Pat Farrell, UNCG
GK Keith Wiggans, Coll. of Charleston
GK Alex Maslow, Furman

2005

First Team

F Jeremy Gold, Coll. of Charleston
F Kiki Willis, Elon
F Randi Patterson, UNCG
MF Dominic Cianciarulo, Furman
MF Jokull Elisabetarson, UNCG
MF Scott Jones, UNCG
D Keion Yearwood, Coll. of Charleston
D John Latting, Davidson
D Junior Nombre, Elon
D Jon Leathers, Furman
D David Worthen, UNCG
GK Jay Benfield, UNCG

Second Team

F Tate Parrish, Appalachian State
F Brian Martin, Furman
F Lawrence Smith, Georgia Southern
F Jesus Arroyo-Peco, Wofford
MF Cass Baltz, Davidson
MF Brett Paschall, Elon
MF Josh Villalobos, Furman
D Nahum Navas, Davidson
D Casey Davis, UNCG
D D.J. McCurry, UNCG
GK Taylor Saxe, Elon

2006

First Team

F Jeremy Gold, Coll. of Charleston
F Kiki Willis, Elon
F Shea Salinas, Furman
F Randi Patterson, UNCG
MF Dominic Cianciarulo, Furman
MF Scott Jones, UNCG
MF Michael Richardson, UNCG
D Paul Pessina, Appalachian State
D Jon Leathers, Furman
D David Worthen, UNCG
GK Adam Webb, Georgia Southern

Second Team

F Arie Muniz, Appalachian State
F Chris Davis, Furman
F Jon Cox, Georgia Southern
MF Corey Lugger, Appalachian State
MF Nick Aparicio, Elon
MF Patrick Murray, Furman
D Junior Nombre, Elon
D Mark Futrell, Furman
D Brad Mitchum, Georgia Southern
GK Taylor Saxe, Elon
GK Bryan Amos, Furman

2007

First Team

F Kareem Yearwood, Coll. of Charleston
F Brett Paschall, Elon
F Thomas Campbell, UNCG
MF Justin Wyatt, Elon

MF Patrick Murray, Furman
MF Shea Salinas, Furman
MF Jokull Elisabetarson, UNCG
D Steven Kinney, Elon
D Jon Leathers, Furman
D D.J. McCurry, UNCG
GK Corbin Waller, Coll. of Charleston

Second Team

F Sean Sassano, Appalachian State
F Haris Cecic, Furman
F Luigi Clendening, Georgia Southern
MF McCoy Livingston, Appalachian St.
MF Juan Obregon, Appalachian St.
MF Justin Fojo, Coll. of Charleston
MF Eliot Paschalis, Furman
D Wes Knight, Coll. of Charleston
D Robby Hoak, Davidson
D David Worthen, UNCG
GK Clint Irwin, Elon
GK Bryan Amos, Furman

2008

First Team

F Arie Muniz, Appalachian State
F Justin Wyatt, Elon
F Coleton Henning, Furman
MF Alex Caskey, Davidson
MF Erfan Imeni, Elon
MF Patrick Murray, Furman
MF Jokull Elisabetarson, UNCG
D Paul Pessina, Appalachian State
D Wes Knight, College of Charleston
D Steven Kinney, Elon
GK Collin Taylor, Appalachian State
GK Kyle Boerner, Elon

Second Team

F Kareem Yearwood, Coll. of Charleston
F Aaron Parker, Elon
F Tebatso Manyama, UNCG
MF Juan Obregon, Appalachian State
MF Branko Gavric, Coll. of Charleston
MF Clint Collins, Elon
MF Warren Creavalle, Furman
D Will Mason, Elon
D Jonathan Collier, Furman
D E.J. O'Keefe, UNCG
GK Clint Irwin, Elon

2009

First Team

F Matt Morris, College of Charleston
F Charlie Reiter, Davidson
F Justin Wyatt, Elon
F Kentrel Owens, Wofford
MF Arie Muniz, Appalachian State
MF Alex Caskey, Davidson
MF Erfan Imeni, Elon
D Sean Flatley, Coll. of Charleston
D Steven Kinney, Elon
D Nick Schuermann, Wofford
GK Clint Irwin, Elon

Second Team

F Zach Prince, College of Charleston
F Chris Thomas, Elon
F Thomas Campbell, UNCG
MF Brad Franks, Elon
MF Warren Creavalle, Furman
MF Paolo Bonfim, Wofford
MF Andrew Eppelsheimer, Wofford
D Jonathan Collier, Furman
D Matt Elliott, UNCG
D Branson Hyatt, Wofford
GK Thomas Hunter, Wofford

2010

First Team

F Sean Dreybus, Appalachian State
F Chris Thomas, Elon
F Fabien Vorbe, Furman
F Hakan Ilhan, UNCG
MF Sean de Silva, Coll. of Charleston
MF Alex Caskey, Davidson
MF Brad Franks, Elon
D Sean Flatley, Coll. of Charleston
D Austen King, Elon
D Kris Byrd, UNCG
GK Clint Irwin, Elon

Second Team

F Jon Cox, Georgia Southern
F Brian Graham, UNCG
F Wilson Hood, Wofford
MF Steven Sassano, Appalachian State
MF Dane Roberts, Furman
MF Fannar Arnarsson, UNCG
D Lee Williams, Appalachian State
D Greg Macnamara, Davidson
D Aaron Reifschneider, UNCG
GK Kees Heemskerck, Coll. of Charleston
GK Alec Kann, Furman

2011

First Team

F Coleton Henning, Furman
F Luigi Clendening, Georgia Southern
F Hakan Ilhan, UNCG
MF Sean de Silva, Coll. of Charleston
MF Brian McGue, Davidson
MF Hunter Norton, Georgia Southern
D Shawn Ferguson, Coll. of Charleston
D Greg Macnamara, Davidson
D Walker Zimmerman, Furman
D Kris Byrd, UNCG
GK Alec Kann, Furman

Second Team

F Sean Dreybus, Appalachian State
F Andy Craven, Coll. of Charleston
F Martin Ontiveros, Furman
MF Nick Millington, Elon
MF Daniel Hojaj, Furman
MF Austin Miller, UNCG
MF Alex Hutchins, Wofford
D Ryan Duffy, Appalachian State
D Lee Williams, Appalachian State
D Nicky MacKain, Furman
GK Peyton Ford, UNCG

2012

First Team

F Chris Thomas, Elon
F Coleton Henning, Furman
F Hakan Ilhan, UNCG
MF Sean de Silva, College of Charleston
MF Michael Gandier, Furman
MF Martin Ontiveros, Furman
MF Alex Hutchins, Wofford
D Lee Williams, Appalachian State
D Nicky MacKain, Furman
D Walker Zimmerman, Furman
GK Danny Free, Appalachian State

Second Team

F Luke Huggett, College of Charleston
F Gabe Latigue, Elon
F Carlos Dominguez Gonzalez, Wofford
MF Ralphie Lundy, College of Charleston
MF Matt Wescoe, Elon
MF Hunter Norton, Georgia Southern
D Daan Brinkman, College of Charleston

D Drew Ruggles, Georgia Southern
D Forrest Lasso, Wofford
GK Kees Heemskerck, Coll. of Charleston
GK Peyton Ford, UNCG

2013

First Team

F Stanley Broaden, Appalachian State
F Valeriy Sviderskiy, Davidson
F Jason Waterman, Elon
F Witt Carlisle, Georgia Southern
MF Daniel Lovitz, Elon
MF Martin Ontiveros, Furman
MF Hunter Norton, Georgia Southern
MF Connor Davis, Wofford
D Harrison Delbridge, Appalachian State
D Reed Norton, Georgia Southern
D Mahdi Ali, UNCG
GK Nathan Dean, Elon

Second Team

F Matt Wescoe, Elon
F Bobby Edet, Furman
F Matthew Aurednik, Wofford
MF James Brace, Elon
MF Michael Gandier, Furman
MF Oddur Gudmundsson, UNCG
D Nick Butterly, Elon
D Austin Dunker, Elon
D Trevor Haberkorn, Furman
D Forrest Lasso, Wofford
GK Sven Lissek, Furman

2014

First Team

F Joao Ramalho, ETSU
F Will Bagrou, Mercer
F Matthew Aurednik, Wofford
MF Jordan Duru, Mercer
MF Lukas Zarges, UNCG
MF Connor Davis, Wofford
MF Carlos Dominguez Gonzalez, Wofford
D Ashani Samuels, Mercer
D Aaron Reifschneider, UNCG
D Forrest Lasso, Wofford
GK Greg Ranjitsingh, Mercer

Second Team

F Bobby Edet, Furman
F Lewis Hawke, Furman
F Nestor Jaramillo, Wofford
MF Anthony Wojas, ETSU
MF Adrian McInnis, Furman
MF Kevin Pahl, Furman
D Nick Muth, ETSU
D Ian Antley, Mercer
D Ryan Hurst, Wofford
GK Sven Lissek, Furman
GK Alex Guerra, VMI

2015

First Team

F Fletcher Ekern, ETSU
F Will Bagrou, Mercer
F Jacques Francois, UNCG
MF James Smith, ETSU
MF Adrian McInnis, Furman
MF Jordan Duru, Mercer
MF Leeroy Maguraushe, UNCG
D Ian Antley, Mercer
D Hugo Coicaud, UNCG
D Connor Davis, Wofford
GK Alex Guerra, VMI

Second Team

F Lewis Hawke, Furman

F Damieon Thomas, UNCG
F Matthew Aurednik, Wofford
MF Eli Pinner, Furman
MF Conner Antley, Mercer
MF Matteo Busio, UNCG
MF Will Puckett, Wofford
D Airrion Blackstock, Mercer
D Nicholas Downs, UNCG
D Jordan Pearch, UNCG
GK Jonny Sutherland, ETSU
GK Jeremy Booth, Mercer

2016

First Team

F Fletcher Ekern, ETSU
F Lewis Hawke, Furman
F Will Bagrou, Mercer
F Damieon Thomas, UNCG
MF Serge Gomis, ETSU
MF Leeroy Maguraushe, UNCG
MF Jordan Duru, Mercer
D Chase Clack, ETSU
D Kyle McLagan, Furman
D Ian Antley, Mercer
D Conner Antley, Mercer
GK Jonny Sutherland, ETSU

Second Team

F Joao Ramalho, ETSU
F Lucas Altman, Wofford
F Matthew Aurednik, Wofford
MF Charlie Machell, ETSU
MF Marco Ortiz, Furman
MF Connor Donohue, Wofford
D Joe Pickering, ETSU
D Eric Gunnarsson, UNCG
D Kyle Nelson, Wofford
GK Jeremy Booth, Mercer
GK Joe Wichmann, Wofford

2017

First Team

F Bruno Andrade, ETSU
F Fletcher Ekern, ETSU
F Will Bagrou, Mercer
F Lucas Altman, Wofford
MF Serge Gomis, ETSU
MF Laurence Wyke, Furman
MF Leeroy Maguraushe, UNCG
D Chase Clack, ETSU
D Kevin Edelmann, Furman
D Conner Antley, Mercer
GK Jonny Sutherland, ETSU

Second Team

F Danny Barlow, ETSU
F Cole McLagan, Furman
F Matt Mattis, UNCG
MF Jeffrey George, ETSU
MF Nick Spielman, ETSU
MF Danny Kierath, Furman
MF Nelson Oceano, UNCG
D Ben Holt, ETSU
D Kyle McLagan, Furman
D Trenton Whitely, Mercer
GK Ben Hale, Furman
GK Jeremy Booth, Mercer

2018

First Team

F Trevor Martineau, Mercer
F Leo Toldeo Jr., Mercer
F Bruno Andrade, ETSU
MF Cameron Woodfin, ETSU
MF Leeroy Maguraushe, UNCG
MF Roberto Arteaga, Mercer

MF Laurence Wyke, Furman
D Ramario Thompson, Mercer
D Kareve Richards, Mercer
D Kyle Nelson, Wofford
GK Ben Hale, Furman

Second Team

F Danny Barlow, ETSU
F Matteo Bennati, Belmont
F Emery May, Furman
MF Serge Gomis, ETSU
MF Kobe Perez, Mercer
MF Danny Kierath, Furman
D Dalton Souder, Furman
D Josh Harrison, Mercer
D Merveil Bilomba, ETSU
D John Luccesi, ETSU
GK JR DeRose, Mercer
GK Josh Perryman, ETSU

2019

First Team

F Niccolo Dagnoni, Belmont
F Trevor Martineau, Mercer
F Micah Albert, UNCG
MF Rocky Guerra, Furman
MF Albert Pedra, UNCG
MF Adrian Roseth, Wofford
D Merveil Bilomba, ETSU
D Cole McLagan, Furman
D Jack Shiels, Furman
D Casey Penland, UNCG
GK Josh Perryman, ETSU

Second Team

F Hauk Andreas Fossen, ETSU
F Connor Hubbard, Furman
F Leo Toledo Jr., Mercer
MF Kieren Richards, Mercer
MF Miles Fenton, Furman
MF Conor Sloan, Furman
MF Nelson Oceano, UNCG
D Tommy Kay, Furman
D Sam Ross, Wofford
D Buster Sjoberg, Wofford
GK Brendan Pulley, UNCG

2020-21

First Team

F Shaun-Chris Joash, Furman
F Jake Raine, Furman
F Theo Collomb, UNCG
MF Miles Fenton, Furman
MF Callum Holland, Furman
MF Dylan Gaither, Mercer
MF Fernando Garcia, UNCG
D Cole McLagan, Furman
D Emmanuel Hagan, UNCG
D Buster Sjoberg, Wofford
GK Ben Hale, Furman

Second Team

F Niccolo Dagnoni, Belmont
F Liam O'Brien, Belmont
F Jared Leheta, ETSU
F Dawson Gideon, Mercer
MF AJ Chastonay, Belmont
MF Kieran Richards, ETSU
MF Mani Austmann, UNCG
D Jack Shaw, Belmont
D Tommy Kay, Furman
D Kareve Richards, Mercer
GK Drew Romig, Belmont

2021

First Team

F Tarik Pannholzer, ETSU
F Theo Collomb, UNCG
F Jake Raine, Furman
MF Niccolo Dagnoni, Belmont
MF Ousman Jabang, Mercer
MF JC Ngando, UNCG
D Emmanuel Hagan, UNCG
D Marco Milanese, UNCG
D Joey Skinner, Wofford
D Mitchell Myers, Wofford
GK Niclas Wild, UNCG

Second Team

F AJ Chastonay, Belmont
F Liam O'Brien, Belmont
F Brandon Oddy, Wofford
MF Miles Fenton, Furman
MF Dylan Gaither, Mercer
MF Jack Birch, UNCG
MF Daniel Mangarov, UNCG
D John Bannec, Belmont
D Case Cox, Belmont
D Jack Shaw, Belmont
GK Josh Perryman, ETSU



FIRST TEAM ALL-CONFERENCE BY SCHOOL



Current members

ETSU

11 players selected 17 times

Joao Ramalho, 2014
 Fletcher Ekern, 2015, '16, '17
 James Smith, 2015
 Chase Clack, 2016, '17
 Serge Gomis, 2016, '17
 Jonny Sutherland, 2016, '17
 Bruno Andrade, 2017, '18
 Cameron Woodfin, 2018
 Merveil Bilomba, 2019
 Josh Perryman, 2019
 Tarik Pannholzer, 2021

FURMAN

76 players selected 138 times

Brian Lynn, 1977
 Tom Alesio, 1978, '79, '80
 John Amsler, 1981
 Charles Allen, 1983
 Ken Harbour, 1983
 Kris Kohrt, 1983
 Don Lehman, 1983
 Tim Smith, 1983
 Stephen Todd, 1983
 Pat Hammen, 1984
 Jeff Jones, 1984, '85, '86, '87
 Tommy Little, 1984, '85, '87
 Chip Love, 1984, '85, '86, '87
 Doug Mitchell, 1984, '85, '86
 Scott Broderick, 1985, '86
 David May, 1985
 Osian Roberts, 1985, '86, '87, '88
 Rod Underwood, 1985, '86, '88
 Sean Callahan, 1986, '88
 John Dee, 1986, '88
 Andrew Burr, 1988, '89, '90
 Gary Cuddeback, 1988, '89, '90
 Andrew Zorovich, 1988, '90, '91
 Chad Jackson, 1990, '92
 Wade Myers, 1991
 Ed Stein, 1991, '92
 Kyle Vosen, 1991
 Chad Young, 1991, '92
 Ray Colado, 1992, '93
 Richard Huges, 1992
 Stephen Ahn, 1993
 Brian Blair, 1993
 Jay Weyer, 1993
 Brian Nickerson, 1994, '95, '96
 Pete Santora, 1994, '96, '97
 Ches Riley, 1995
 Bubba Self, 1995
 Ryan Higginbotham, 1996
 Ronnie Pascale, 1996, '97, '98
 Peter Slobodyan, 1996
 Daniel Alvarez, 1997, '98, '99
 Matt Goldsmith, 1998, '99, '00, '01
 Seth Marks, 1998, '99
 Scott Blount, 1999, '00, '01
 John Barry Nusum, 1999, '00, '01
 McNeil Cronin, 2000, '02, '03
 Carl Junot, 2000
 Clint Dempsey, 2002, '03
 Ricardo Clark, 2002
 Anthony Esquivel, 2002
 Andy Kidd, 2002
 Scott Hoch, 2003
 Jon Leathers, 2005, '06, '07

Dominic Cianciarulo, 2005, '06
 Shea Salinas, 2006, '07
 Patrick Murray, 2007, '08
 Coletor Henning, 2008, '11, '12
 Fabien Vorbe, 2010
 Alec Kann, 2011
 Walker Zimmerman, 2011, '12
 Michael Gandier, 2012
 Martin Ontiveros, 2012, '13
 Nicky MacKain, 2012
 Adrian McInnis, 2015
 Lewis Hawke, 2016
 Kyle McLagan, 2016
 Laurence Wyke, 2017, '18
 Kevin Edelmann, 2017
 Rocky Guerra, 2019
 Jack Shiels, 2019
 Miles Fenton, 2020
 Ben Hale, 2018, '20
 Callum Holland, 2020
 Shaun-Chris Joash, 2020
 Cole McLagan, 2019, '20
 Jake Raine, 2020, '21

MERCER

13 players selected 21 times

Will Bagrou, 2014, '15, '16, '17
 Jordan Duru, 2014, '15, '16
 Greg Ranjitsingh, 2014
 Ashani Samuels, 2014
 Ian Antley, 2015, '16
 Connor Antley, 2016, '17
 Trevor Martineau, 2018, '19
 Leo Toldeo Jr., 2018
 Roberto Arteaga, 2018
 Ramario Thompson, 2018
 Kareve Richards, 2018
 Dylan Gaither, 2020
 Ousman Jabang, 2021

UNCG

36 players selected 58 times

Siggi Eyjolfsson, 1997, '98
 Brian Freeman, 1997
 Matt Farris, 1997, '98
 Alejandro Moreno, 1999, '00, '01
 Justin Wisdo, 1999
 Chris Goos, 2001, '02
 Mike Hemphill, 2001
 James Goodman, 2003
 Scott Jones, 2003, '04, '05, '06
 David Worthen, 2004, '05, '06
 Phil Long, 2004
 Randi Patterson, 2004, '05, '06
 Jay Benfield, 2005
 Jokull Elisabetarson, 2005, '07, '08
 Michael Richardson, 2006
 Thomas Campbell, 2007
 D.J. McCurry, 2007
 Kris Byrd, 2010, '11
 Hakan Ilhan, 2010, '11, '12
 Mahdi Ali, 2013
 Aaron Reifschneider, 2014
 Lukas Zarges, 2014
 Jacques Francois, 2015
 Leeroy Maguraushe, 2015, '16, '17, '18
 Hugo Coicaud, 2015
 Damieon Thomas, 2016
 Micah Albert, 2019
 Albert Pedra, 2019
 Casey Penland, 2019

Fernando Garcia, 2020
 Theo Collomb, 2020, '21
 Emmanuel Hagan, 2020, '21
 JC Ngando, 2021
 Marco Milanese, 2021
 Joey Skinner, 2021
 Niclas Wild, 2021

VMI

14 players selected 22 times

Freddie Allner, 1976
 Marc Deschambault, 1977
 Gary Morgan, 1977, '78, '79, '80
 Dennis Quinn, 1978
 Spruill Thompson, 1982, '83
 Tony Yelverton, 1982
 Buddy League, 1987
 Alex Alston, 1989, '90, '91
 Russell Rutter, 1990
 Russ Tilgner, 1990
 Sebastian Moreau, 1991
 Rich Daughtridge, 1994, '95, '97
 Jonathan Rios, 2001
 Alex Guerra, 2015

WOFFORD

12 players selected 14 times

Kentrel Owens, 2009
 Nick Schuermann, 2009
 Alex Hutchins, 2012
 Connor Davis, 2013, '14, '15
 Matthew Aurednik, 2014
 Carlos Dominguez Gonzalez, 2014
 Forrest Lasso, 2014
 Lucas Altman, 2017
 Kyle Nelson, 2018
 Adrian Roseth, 2019
 Buster Sjoberg, 2020
 Mitchell Myers, 2021

FORMER MEMBERS

APPALACHIAN STATE

49 players selected 90 times

Bob Hark, 1974
 Dan Harrell, 1974
 Frank Kerno, 1974, '75, '76
 David Mor, 1974, '75
 Mark Rozanski, 1974
 Emmanuel Udogu, 1974
 Ronnie Groce, 1975, '76
 Larry Panford, 1975
 Mike Shepherd, 1975, '76
 Emmanuel Igbeka, 1977, '78, '79, '80
 Mike Somna, 1977
 Thompson Usiyan, 1977, '78, '80
 Kingsley Esaberman, 1978, '79, '80
 Keith Layne, 1979, '80
 Michael Somnazu, 1979
 Doug Stokesberry, 1979
 Mark Schwartz, 1980, '81, '82
 Scott Anderson, 1981, '82, '83
 Ray Wells, 1981
 John Nedd, 1982, '83, '84, '85
 Rob Wilcher, 1983, '84, '85
 Tim Ross, 1983, '85, '86
 Christian Tam, 1983, '84, '85, '86
 Art Patsch, 1984, '85
 Scott Rockett, 1984
 Adam Lee, 1986
 Carlos Lee, 1987, '88, '89



FIRST TEAM ALL-CONFERENCE BY SCHOOL



Andy Salandy, 1988, '89, '90
 Jeremy Mittag, 1989
 Earl Morgan, 1989
 Joel Nesbitt, 1991, '92
 David Terry, 1991, '92
 Brian Jillings, 1993
 Ryan Anderson, 1994
 Jay Lane, 1994
 Kevin Turner, 1995, '96
 Mark Hemphill, 1995, '98
 Jordy Broder, 1998, '00, '01
 Mark Thornton, 2003
 Keon McPherson, 2003, 2004
 Philip Cavicchia, 2004
 Paul Pessina, 2006, '08
 Arie Muniz, 2008, 2009
 Collin Taylor, 2008
 Sean Dreybus, 2010
 Lee Williams, 2012
 Danny Free, 2012
 Stanley Broaden, 2013
 Harrison Delbridge, 2013

BELMONT

1 player selected 2 times
 Niccolo Dagnoni, 2019, '21

COLLEGE OF CHARLESTON

16 players selected 23 times
 Jason Duncan, 1998, '00
 Colin Phillips, 1999
 Jeff Files, 2002
 Tony Myers, 2002, '04
 Drew Cavanaugh, 2003, '04
 Keith Wiggans, 2003
 Troy Lesense, 2004
 Jeremy Gold, 2005, '06
 Keion Yearwood, 2005
 Kareem Yearwood, 2007
 Corbin Waller, 2007
 Wes Knight, 2008
 Sean Flatley, 2009, '10
 Matt Morris, 2009
 Sean de Silva, 2010, '11, '12
 Shawn Ferguson, 2011

THE CITADEL

27 players selected 39 times
 Kimbo Kellehan, 1974
 Randy Cooper, 1975
 Chris Glaze, 1975, '77, '78
 Greg Kirshe, 1976, '78
 Donn Korts, 1976
 Max Burch, 1977
 Barre Butler, 1978, '79, '80
 Bob Renfrew, 1979
 Dave Debonis, 1980
 Steve Weishuhn, 1980
 David Hovey, 1981, '82
 Tim Warren, 1981, '82
 Rusty Borden, 1983
 Tom Shearer, 1983, '84
 Jamie Shoemaker, 1983
 Roger Wilson, 1983
 John Fisher, 1984, '85
 Tom Wells, 1984
 Jorge Zapata, 1984
 Jim Jimreivat, 1985
 Craig Stephans, 1987, '89, '90
 John Ritchie, 1988, '89
 Craig Smalley, 1988
 Stephen Winters, 1994

Zach Southerland, 1996
 David Wagner, 1998
 Johnnie Keen, 2000

DAVIDSON

38 players selected 58 times
 Bill Vaughn, 1974
 Tom Blackwood, 1974, '75
 David Patton, 1977
 Kevin Robins, 1978
 Mike Iordanou, 1981
 Chris Roberts, 1981, '82
 Bill Wahl, 1982
 Tony Cabrales, 1983, '84, '85
 Wallis Goodman, 1983, '84, '85
 Pat Woodward, 1983
 Jim Kelly, 1984, '85, '87
 Mike Lufkin, 1984
 Michael Spear, 1985, '86, '87
 Mike Freidlander, 1987
 Tracy Hankins, 1987
 Craig Omli, 1992
 Matthew Spear, 1992
 Rob Ukrop, 1992
 Andy Haile, 1993
 Tommy Suter, 1993, '94
 Robert Clarke, 1994, '95
 John Sampers, 1994
 Alex Deegan, 1995
 Ian O'Brien, 1995
 Isaac Stewart, 1995
 Patrick Miller, 1997
 David Buehler, 1999, '00
 Chris Norbet, 1999, '01
 Erik Ozimek, 2000, '01
 David Peoples, 2001, '02
 Soren Johnson, 2002
 Joel Sadler, 2002
 John Latting, 2003, '04, '05
 Alex Caskey, 2008, '09, '10
 Charlie Reiter, 2009
 Greg Macnamara, 2011
 Brian McGue, 2011
 Valeriy Sviderskiy, 2013

EAST CAROLINA

3 players selected 3 times
 Brad Smith, 1974
 Pete Angus, 1975
 Tom Long, 1976

ELON

14 players selected 22 times
 Junior Nombre, 2005
 Kiki Willis, 2005, '06
 Brett Paschall, 2007
 Steven Kinney, 2007, '08, '09
 Justin Wyatt, 2007, '08, '09
 Erfan Imeni, 2008, '09
 Kyle Boerner, 2008
 Clint Irwin, 2009, '10
 Brad Franks, 2010
 Austen King, 2010
 Chris Thomas, 2010, '12
 Nathan Dean, 2013
 Daniel Lovitz, 2013
 Jason Waterman, 2013

GEORGIA SOUTHERN

17 players selected 21 times
 Jeff Heidt, 1992

Steen Larsen, 1993
 Michael Sherman, 1993
 Tim Boorman, 1994
 Andy Edwards, 1994
 Greg Gundrum, 1995
 Kevin Hanfman, 1996, '97
 Jason Russell, 1996
 Mike Burrell, 1997
 Jeremy McClure, 1997, '98, '99
 Tony Moffat, 2003
 Lawrence Smith, 2004
 Adam Webb, 2006
 Luigi Clendening, 2011
 Hunter Norton, 2011, '13
 Witt Carlisle, 2013
 Reed Norton, 2013

MARSHALL

15 players selected 20 times
 Scott Jackson, 1982, '83
 Andy Zulauf, 1982, '85
 Brad Puryear, 1983, '84, '85
 Sean Fouts, 1984
 Scott Laskowitz, 1984
 Bill Datin, 1985
 Steve Fisher, 1985
 Kerwin Skeete, 1989, '90
 Mark Taylor, 1990
 Kurt Mueller, 1991
 Brian Ragone, 1991
 Ryan LaPointe, 1993
 Shawn Sizemore, 1993
 Claude Hunt, 1996
 David Husbands, 1996

CHATTANOOGA

6 players selected 6 times
 Ahmed Eghdami, 1980
 Charles Joynes, 1981
 Armond Ghazzerian, 1983
 Mike Schlenker, 1983
 Chip Ward, 1984
 Chris Greco, 1985

WESTERN CAROLINA

7 players selected 10 times
 Simon Dickson, 1977
 Scott Grumann, 1977
 Paul Garth, 1978, '79, '80, '81
 Simon Dixon, 1979
 Karl Witzke, 1981
 Scott Lambert, 1983
 Kirk Kropinak, 1984

WILLIAM & MARY

4 players selected 6 times
 Kip Germain, 1975, '76
 Bill Watson, 1975, '76
 Eduardo Lopez, 1976
 Graham Sykes, 1976



REPEAT FIRST TEAM ALL-CONFERENCE SELECTIONS



4 times

Emmanuel Igbeka, Appalachian State (1977-80)
 Gary Morgan, VMI (1977-80)
 Paul Garth, Western Carolina (1978-81)
 John Nedd, Appalachian State (1982-85)
 Christian Tam, Appalachian State (1983-86)
 Chip Love, Furman (1984-87)
 Jeff Jones, Furman (1984-87)
 Osian Roberts, Furman (1985-88)
 Matt Goldsmith, Furman (1998-01)
 Scott Jones, UNCG (2003-06)
 Will Bagrou, Mercer (2014-17)
 Leeroy Maguraushe, UNCG (2015-18)

3 times

Frank Kerno, Appalachian State (1974-76)
 Chris Glaze, The Citadel (1975, 77, 78)
 Thompson Usiyan, Appalachian St. (1977-78, 80)
 Kingsley Esaberman, Appalachian State (1978-80)
 Barre Butler, The Citadel (1978-80)
 Tom Alesio, Furman (1978-80)
 Mark Schwartz, Appalachian State (1980-82)
 Scott Anderson, Appalachian State (1981-83)
 Rob Wilcher, Appalachian State (1983-85)
 Tony Cabrales, Davidson (1983-85)
 Wallis Goodman, Davidson (1983-85)
 Brad Puryear, Marshall (1983-85)
 Tim Ross, Appalachian State (1983, 85, 86)
 Doug Mitchell, Furman (1984-86)
 Jim Kelly, Davidson (1984, 85, 87)
 Tommy Little, Furman (1984, 85, 87)
 Michael Spear, Davidson (1985-87)
 Rod Underwood, Furman (1985, 86, 88)
 Carlos Lee, Appalachian State (1987-89)
 Craig Stephans, The Citadel (1987, 89, 90)
 Andy Salandy, Appalachian State (1988-90)
 Andrew Burr, Furman (1988-90)
 Gary Cuddeback, Furman (1988-90)
 Andrew Zorovich, Furman (1988, 90, 91)
 Alex Alston, VMI (1989-91)
 Brian Nickerson, Furman (1994-96)
 Rich Daughtridge, VMI (1994, 95, 97)
 Pete Santora, Furman (1994, 96, 97)
 Ronnie Pascale, Furman (1996-98)
 Daniel Alvarez, Furman (1997-99)
 Jeremy McClure, Georgia Southen (1997-99)
 Jordy Broder, Appalachian State (1998, 00-01)
 Scott Blount, Furman (1999-01)
 John Barry Nusum, Furman (1999-01)
 Alejandro Moreno, UNCG (1999-01)
 McNeil Cronin, Furman (2000, 02, 03)
 John Latting (2003-05)
 David Worthen, UNCG (2004-06)
 Randi Patterson, UNCG (2004-06)
 Jon Leathers, Furman (2005-07)
 Jokull Elisabetarson, UNCG (2005, '07, '08)
 Steven Kinney, Elon (2007-09)
 Justin Wyatt, Elon (2007-09)
 Alex Caskey, Davidson (2008-10)
 Sean de Silva, College of Charleston (2010-12)
 Coleton Henning, Furman (2008, '11-12)
 Hakan Ilhan, UNCG (2010-12)
 Connor Davis, Wofford (2013-15)
 Jordan Duru, Mercer (2014-16)
 Fletcher Ekern, ETSU (2015-17)

2 times

David Mor, Appalachian State (1974-75)
 Tom Blackwood, Davidson (1974-75)
 Mike Shepherd, Appalachian State (1975-76)
 Ronnie Groce, Appalachian State (1975-76)

Kip Germain, William & Mary (1975-76)
 Bill Watson, William & Mary (1975-76)
 Gary Kirshe, The Citadel (1976, 78)
 Keith Layne, Appalachian State (1979-80)
 David Hovey, The Citadel (1981-82)
 Tim Warren, The Citadel (1981-82)
 Chris Roberts, Davidson (1981-82)
 Scott Jackson, Marshall (1982-83)
 Andy Zulauf, Marshall (1982, 85)
 Spruill Thompson, VMI (1982-83)
 Tom Shearer, The Citadel (1983-84)
 Art Patsch, Appalachian State (1984-85)
 John Fisher, The Citadel (1984-85)
 Scott Broderick, Furman (1984-85)
 Sean Callahan, Furman (1986, 88)
 John Dee, Furman (1986, 88)
 John Ritchie, The Citadel (1989-90)
 Kerwin Skeete, Marshall (1989-90)
 Chad Jackson, Furman (1990, 92)
 Joel Nesbitt, Appalachian State (1991-92)
 David Terry, Appalachian State (1991-92)
 Ed Stein, Furman (1991-92)
 Chad Young, Furman (1991-92)
 Ray Colado, Furman (1992-93)
 Tommy Suter, Davidson (1993-94)
 Robert Clarke, Davidson (1994-95)
 Kevin Turner, Appalachian State (1996-97)
 Kevin Hanfman, Georgia Southern (1996-97)
 Mark Hemphill, Appalachian State (1996, 98)
 Siggii Eyjolfsson, UNCG (1997-98)
 Matt Farris, UNCG (1997-98)
 Seth Marks, Furman (1998-99)
 Jason Duncan, College of Charleston (1998, '00)
 David Buehler, Davidson (1999-00)
 Chris Norbet, Davidson (1999, 01)
 Erik Ozimek, Davidson (2000-01)
 David Peoples, Davidson (2001-02)
 Chris Goos, UNCG (2001-02)
 Clint Dempsey, Furman (2002-03)
 Drew Cavanaugh College of Charleston (2003-04)
 Keon McPherson, Appalachian State (2003-04)
 Dominic Ciancirulo, Furman (2005-06)
 Jeremy Gold, College of Charleston (2005-06)
 KiKi Willis, Elon (2005-06)
 Shea Salinas, Furman (2006-07)
 Paul Pessina, Appalachian State (2006, '08)
 Patrick Murray, Furman (2007-08)
 Arie Muniz, Appalachian State (2008-09)
 Wes Knight, College of Charleston (2008-09)
 Erfan Imeni, Elon (2008-09)
 Sean Flatley, College of Charleston (2009-10)
 Clint Irwin, Elon (2009-10)
 Kris Byrd, UNCG (2010-11)
 Chris Thomas, Elon (2010, '12)
 Walker Zimmerman, Furman (2011-12)
 Martin Ontiveros, Furman (2012-13)
 Hunter Norton, Georgia Southern (2011, '13)
 Ian Antley, Mercer (2015-16)
 Jonny Sutherland, ETSU (2016-17)
 Chase Clack, ETSU (2016-17)
 Serge Gomis, ETSU (2016,-17)
 Connor Antley, Mercer (2016-17)
 Bruno Andrade, ETSU (2017-18)
 Laurence Wyke, Furman (2017-18)
 Trevor Martineau, Mercer (2018-19)
 Ben Hale, Furman (2018, '20)
 Cole McLagan, Furman (2019-20)
 Theo Collomb (2020, '21)
 Emmanuel Hagan (2020, '21)
 Jake Raine (2020, '21)
 Niccolo Dagnoni (2019, '21)



ALL-FRESHMAN TEAMS



2008

Mark Bridges, Appalachian State
 Sean Dreybus, Appalachian State
 Collin Taylor, Appalachian State
 Sean de Silva, College of Charleston
 Hunter Hayes, Davidson
 Greg McNamara, Davidson
 James Carroll, Elon
 Eric Cobleigh, Furman
 Warren Creavalle, Furman
 Coleton Henning, Furman
 Chris Klute, Furman

2009

David Dodge, Appalachian State
 J.J. Elder, Appalachian State
 Kojo Thompson, Appalachian State
 Shawn Ferguson, College of Charleston
 Ralph Lundy III, College of Charleston
 Francis Twohig, College of Charleston
 Brian McGue, Davidson
 Chris Thomas, Elon
 Mark Gabriel, Furman
 Mike Magnotic, UNCG
 A.J. Nelson, UNCG

2010

Andy Craven, College of Charleston
 Kees Heemskerck, College of Charleston
 Nick Butterly, Elon
 Daniel Lovitz, Elon
 Jacob Brown, Furman
 Michael Gandier, Furman
 Hunter Norton, Georgia Southern
 Fannar Arnarrson, UNCG
 Brian Graham, UNCG
 Aaron Reifschneider, UNCG
 Adam Shore, UNCG

2011

Sekani Sinclair, Appalachian State
 Nicholas Skoda, Appalachian State
 Troy Peterson, College of Charleston
 Austin Dunker, Elon
 Nikolai Hammer, Furman
 Clint Ritter, Furman
 Walker Zimmerman, Furman
 Austin Miller, UNCG
 David Reitinger, UNCG
 Carlos Dominguez Gonzalez, Wofford
 Forrest Lasso, Wofford

2012

Samuel McBride, Elon
 Miguel Salazar, Elon
 Tyler Peoples, Furman
 Tony Santibanez, Furman
 Eric Steber, Furman
 Rocco Bagley, Georgia Southern
 Eric Dinka, Georgia Southern
 Reed Norton, Georgia Southern
 Lukas Zarges, UNCG
 Connor Davis, Wofford
 Nestor Jaramillo, Wofford

2013

Stephen Chapman, Appalachian State
 Donovan Japp, Appalachian State
 Max Pragnell, Davidson
 Bobby Edet, Furman

Trevor Haberkorn, Furman
 Dylan Rowe, Furman
 Jeremy Rector, Georgia Southern
 Hugo Coicaud, UNCG
 Rouven Wahlfeldt, UNCG
 Matthew Aurednik, Wofford
 Garrett Closs, Wofford

2014

Robin L'Excellent, ETSU
 Kyle McLagan, Furman
 Brendan Richardson, Furman
 Will Bagrou, Mercer
 Airrion Blackstock, Mercer
 Carson Brooks, Mercer
 Thomas Glenn, Mercer
 Trenton Whitely, Mercer
 Moises Gonzalez, UNCG
 Eric Gunnarsson, UNCG
 William Pyle, UNCG

2015

Christian Ilia, ETSU
 Jonny Sutherland, ETSU
 Josiah Baker, Furman
 Dalton Souder, Furman
 Noah Teplitzky, Furman
 Kobe Perez, Mercer
 Matteo Busio, UNCG
 Leeory Maguraushe, UNCG
 Grant Austin, VMI
 Jonathan Dean, Wofford
 Connor Donohue, Wofford
 Kyle Nelson, Wofford

2016

Javier Alberto, ETSU
 Joe Pickering, ETSU
 Emery May, Furman
 Roberto Arteaga, Mercer
 Jacob Chadwell, Mercer
 Casey Penland, UNCG
 Lucas Altman, Wofford
 Dredon Kelly, Wofford
 Sam Ross, Wofford
 Austin Tuggle, Wofford
 Christian Womeldorph, Wofford

2017

Danny Barlow, ETSU
 Austin Bihlmeyer, ETSU
 Ben Hale, Furman
 Cole McLagan, Furman
 Alex Henderson, UNCG
 Nelson Oceano, UNCG
 Cyril Owolabi, UNCG
 Kareve Richards, Mercer
 Leonel Toledo, Mercer
 Zach Aversano, Wofford
 Pa-Alieu Ann, VMI

2018

Ares Marlonsson, Belmont
 Daniel Twizer, Belmont
 Niccolo Dagnoni, Belmont
 Josh Perryman, ETSU
 Jacob Garzon, Furman
 Miles Fenton, Furman
 Jason Udom, Mercer
 Michael Ille, Mercer

Trevor Martineau, Mercer
 Jacob Planell, UNCG
 Broaden Schull, VMI
 Ethan Willie, Wofford
 Shane Berson, Wofford

2019

Hauk Andreas Fossen, ETSU
 Kieren Richards, ETSU
 Callum Holland, Furman
 Shaun-Chris Joash, Furman
 Tommy Kay, Furman
 Dylan Lane, Furman
 Dylan Gaither, Mercer
 Brendan Pulley, UNCG
 Matthew Skinner, UNCG
 Brandon Oddy, Wofford
 Adrian Roseth, Wofford
 Buster Sjoberg, Wofford

2020-21

AJ Chastonay, Belmont
 Michael Saunders, Belmont
 Eric Stiles, Belmont
 Jared Leheta, ETSU
 Tarik Pannholzer, ETSU
 Josh Hosie, Furman
 Sam Miller, Furman
 Jake Raine, Furman
 Nick Wanzer, Mercer
 Theo Collomb, UNCG
 Emmanuel Hagan, UNCG
 Niclas Wild, UNCG

2021

Rayhan Carlson-Du Toit, ETSU
 Ivan Agyaakwah, Furman
 Kadeem Agard, Mercer
 Jack Birch, UNCG
 Basile Marc, UNCG
 JC Ngando, UNCG
 Joey Skinner, UNCG
 Magnus Kjoller, Wofford
 Amin Mohammadi, Wofford
 Nic Parker, Wofford
 Christoffer Siefert, Wofford

All-Freshman by school

| | |
|-----------------------------|----|
| Furman | 33 |
| UNCG | 26 |
| Wofford | 20 |
| Mercer..... | 15 |
| ETSU | 12 |
| Appalachian State | 10 |
| College of Charleston | 7 |
| Elon | 7 |
| Belmont | 6 |
| Georgia Southern | 5 |
| Davidson..... | 4 |
| VMI..... | 3 |



ALL-TOURNAMENT TEAMS



1989

Kerwin Skeete, Marshall
 Alex Alston, VMI
 John Ritchie, The Citadel
 Craig Smalley, The Citadel
 Jim Betts, Appalachian State
 Carlos Lee, Appalachian State
 Andy Salandy, Appalachian State
 John Dee, Furman
 Chad Jackson, Furman
 Brian Lee, Furman
 Chad Young, Furman
 Andrew Zorovich, Furman

1990

Russell Rutter, VMI
 Andrew Burr, Furman
 Gary Cuddeback, Furman
 Lance Kovar, Marshall
 Ryan LaPointe, Marshall
 Brad Brisson, The Citadel
 Andrew Hoyback, The Citadel
 Craig Stephans, The Citadel
 Carlos Lee, Appalachian State
 Jeremy Mittag, Appalachian State
 David Terry, Appalachian State

1991

Russell Rutter, VMI
 Bret Langenberg, The Citadel
 Jay Wills, The Citadel
 Joel Nesbitt, Appalachian State
 David Terry, Appalachian State
 Richard Hughes, Furman
 Wade Myers, Furman
 Chad Young, Furman
 Jamie Hall, Marshall
 Tim Pribe, Marshall
 Shawn Sizemore, Marshall

1992

Richard Hughes, Furman
 Bill Kaushagen, VMI
 Ryan Anderson, Appalachian State
 Brian Jillings, Appalachian State
 Bobby Martin, Appalachian State
 David Terry, Appalachian State
 Cliff Castelloe, Davidson
 Alex Deegan, Davidson
 Ben Hayes, Davidson (MVP)
 Matthew Spear, Davidson
 Rob Ukrop, Davidson

1993

Steen Larsen, Georgia Southern
 Michael Sherman, Georgia Southern
 Mike Glasgow, Marshall
 John Stevens, Marshall
 Brian Jillings, Appalachian State
 Joel Nesbitt, Appalachian State
 Steve Stahlschmidt, Appalachian State
 Steve Ahn, Furman
 Ray Colado, Furman
 Bubba Self, Furman
 Jay Weyer, Furman (MVP)

1994

Jeff Alexander, Georgia Southern
 Chris Sklar, Georgia Southern
 Robert Clarke, Davidson
 John Sampers, Davidson
 Jay Lane, Appalachian State
 Joel Nesbitt, Appalachian State
 Kevin Turner, Appalachian State
 Steve Ahn, Furman

Brian Little, Furman (MVP)
 Brett Rumble, Furman
 Jay Weyer, Furman

1995

Jason Russell, Georgia Southern
 Keith Dumas, Marshall
 Rob Risley, Marshall
 Matthew Bird, Furman
 Brett Rumble, Furman
 Pete Santora, Furman
 Bubba Self, Furman
 Fernando Campos, Davidson
 Alex Deegan, Davidson (MVP)
 Isaac Stewart, Davidson
 Nick Troiano, Davidson

1996

Ed Weiler, The Citadel
 Claude Hunt, Marshall
 Dennis Buck, Davidson
 Phil Julien, Davidson
 Tim Blom, Georgia Southern
 Josh Sanstead, Georgia Southern
 Chris Sklar, Georgia Southern
 Daniel Alvarez, Furman
 Ryan Higginbotham, Furman (MVP)
 Bart Petrini, Furman
 Ches Riley, Furman

1997

Chris Carlson, Georgia Southern
 Kevin Coulthart, Georgia Southern
 Randy Culbertson, Davidson
 Drew Lindsey, Davidson
 Sigg Eijolfsson, UNCG
 Matt Farris, UNCG
 Rusty Pierce, UNCG
 Ryan Higginbotham, Furman (MVP)
 Seth Marks, Furman
 Ronnie Pascale, Furman
 Andy White, Furman

1998

Jordy Broder, Appalachian State
 Chris Weddle, Appalachian State
 Chris Imfeld, College of Charleston
 Tim Sparks, College of Charleston
 Paul Leese, Furman
 Graham Seagraves, Furman
 Andy White, Furman
 Sigg Eijolfsson, UNCG
 Brian Freeman, UNCG
 Nathan Kipp, UNCG (MVP)
 Alejandro Moreno, UNCG

1999

Andrew Kelly, College of Charleston
 Vladimir Suite, College of Charleston
 Lawrence Cann, Davidson
 Dane Erickson, Davidson
 Nathan Kipp, UNCG
 Alejandro Moreno, UNCG
 Rusty Pierce, UNCG
 John Bradford, Furman
 Jack Handy, Furman
 Carl Junot, Furman
 Graham Seagraves, Furman (MVP)

2000

Jason Duncan, College of Charleston
 Wes Martino, College of Charleston
 David Buehler, Davidson
 Dane Erickson, Davidson
 Jordy Broder, Appalachian State

Eric Daughtry, Appalachian State
 Chris Weddle, Appalachian State
 Vaughn Bethell, Furman
 Clint Hill, Furman
 John Barry Nusum, Furman (MVP)
 Sergei Raad, Furman

2001

Wes Martino, College of Charleston
 Ricardo Diaz Granados, College of Charleston
 Tony Moffat, Georgia Southern
 Garret Lazenby, Georgia Southern
 Justin Town, UNCG
 Kenny Bundy, UNCG
 Alejandro Moreno, UNCG
 Anthony Equivel, Furman (MVP)
 Andy Kidd, Furman
 Kenneth Penn, Furman
 Patrick Tanner, Furman

2002

none selected

2003

McNeil Cronin, Furman
 Scott Hoch, Furman
 Egill Atlason, UNCG
 Scott Jones, UNCG
 Drew Cavanaugh, Coll. of Charleston
 Jeff Files, College of Charleston
 Keith Wiggins, College of Charleston
 Bart Creasman, Davidson
 John Latting, Davidson
 Justin Porter, Davidson
 Nick Hansell, Davidson (MVP)

2004

Corey Luggar, Appalachian State
 Carter Parrish, Appalachian State
 D.J. McCurry, UNCG
 Matt Smith, UNCG
 Joey Bass, Davidson
 Bart Creasman, Davidson
 Ben Kittinger, Davidson
 Drew Cavanaugh, College of Charleston
 Ben Hollingsworth, CofC (MVP)
 Troy Lesesne, College of Charleston
 Keith Wiggins, College of Charleston

2005

Junior Nombre, Elon
 Athony Catalano, Elon
 Rhett Abraham, Furman
 Shea Salinas, Furman
 Nahum Navas, Davidson
 Marco Antunez, Davidson
 Matt Allen, Davidson
 Jamie Carlson, UNCG
 David Worthen, UNCG
 Jokull Elisabetarson, UNCG
 Henning Jonasson, UNCG (MVP)

2006

Juan Obregon, Appalachian State
 McCoy Livingston, Appalachian State
 David Prentice, Furman
 Kevin Norman, Furman
 Brad Mitchum, Georgia Southern
 Calvin Simon, Georgia Southern
 Jason Tindall, Georgia Southern
 Matt Elliott, UNCG
 Jokull Elisabetarson, UNCG
 Michael Fitzgerald, UNCG
 Henning Jonasson, UNCG (MVP)

2007

Erfan Imeni, Elon
 Will Mason, Elon
 Doug Edwards, College of Charleston
 Ryan Kell, College of Charleston
 Jokull Elisabetarson, UNCG
 Nirav Kadam, UNCG
 David Worthen, UNCG
 Bryan Amos, Furman (MVP)
 Takato Ban, Furman
 Michael Erwood, Furman
 Patrick White, Furman

2008

Steven Kinney, Elon
 Justin Wyatt, Elon
 Joe Madigan, Georgia Southern
 Austin Steele, Georgia Southern
 Justin Fojo, College of Charleston
 Matt Morris, College of Charleston
 Kareem Yearwood, Coll. of Charleston
 Joe Burnett, UNCG (MVP)
 Jokull Elisabetarson, UNCG
 Tebatso Manyama, UNCG
 Tim Masters, UNCG

2009

Ryan Davis, UNCG
 Matt Strine, UNCG
 John Bello, College of Charleston
 Matt Morris, College of Charleston
 Clint Irwin, Elon
 Chris Thomas, Elon
 Erfan Imeni, Elon
 Armin Kinigander, Wofford
 Wilson Hood, Wofford (MVP)
 Thomas Hunter, Wofford
 Kentrel Owens, Wofford

2010

Steven Sassano, Appalachian State
 Lee Williams, Appalachian State
 Alex Caskey, Davidson
 Greg Macnamara, Davidson
 Daniel Hojaij, Furman
 Walker Jernigan, Furman
 Nicky MacKain, Furman
 Mahdi Ali, UNCG
 Hakan Ilhan, UNCG
 Aaron Reifschneider, UNCG
 Matt Strine, UNCG (MVP)

2011

Boubacar Toure, Appalachian State
 Harrison Delbridge, Appalachian State
 Michael Gandier, Furman
 Amadu Ndiaye, Furman
 Fannar Arnarsson, UNCG
 Brian Graham, UNCG
 Hakan Ilhan, UNCG
 Austen King, Elon
 Gabe Latigue, Elon
 Nick Millington, Elon (MVP)
 Jordan Smith, Elon

2012

Boubacar Toure, Appalachian State
 Lee Williams, Appalachian State
 Chase Park, Georgia Southern
 Thomas Valikonis, Georgia Southern
 Andrew Drennan, Wofford
 Taylor Grim, Wofford
 Ellis Vienne, Wofford
 Gabe Latigue, Elon (MVP)
 Daniel Lovitz, Elon



ALL-TOURNAMENT TEAMS



Chris Thomas, Elon
Matt Wescoe, Elon

2013

Marco Ortiz, Furman
Kevin Pahl, Furman
Witt Carlisle, Georgia Southern
Hunter Norton, Georgia Southern
Connor Davis, Wofford
Carlos Dominguez Gonzalez, Wofford
Billy Padula, Wofford
Nick Butterly, Elon
Charles Howard, Elon
Daniel Lovitz, Elon
Jason Waterman, Elon (MVP)

2014

Jacques Francois, UNCG
Aaron Reifschneider, UNCG
Carlos Dominguez Gonzalez, Wofford
Charlie Keeley, Wofford
Will Bagrou, Mercer
Greg Ranjitsingh, Mercer
Ashani Samuels, Mercer
Marco Ortiz, Furman
Clint Ritter, Furman (MVP)
Tony Santibanez, Furman
Eric Steber, Furman

2015

Ian Antley, Mercer
Jordan Duru, Mercer
Ricky Chavez, UNCG
Noah DeAngelo, UNCG
Corentin Ohlmann, ETSU
James Smith, ETSU
Jonny Sutherland, ETSU
Marco Carrizales, Furman
Evan De YCaza, Furman
Sven Lissek, Furman (MVP)
Wellford Moore, Furman

2016

Matteo Busio, UNCG
Eric Gunnarsson, UNCG
Tanner DeFreitas, Wofford
Kyle Nelson, Wofford
Jeffrey George, ETSU
Jonny Sutherland, ETSU
Cameron Woodfin, ETSU
Ian Antley, Mercer
Airrion Blackstock, Mercer
Jeremy Booth, Mercer (MVP)
Trenton Whitely, Mercer

2017

Nick Spielman, ETSU
Jonny Sutherland, ETSU
Zach Jackson, Furman
Cameron Robinson, Furman
Matteo Busio, UNCG
Josh Masten, UNCG
Jon Milligan, UNCG
Conner Antley, Mercer
Will Bagrou, Mercer
Jeremy Booth, Mercer (MVP)
Kobe Perez, Mercer

2018

Jake Mezei, Mercer
Kobe Perez, Mercer
Nick Spielman, ETSU
Cameron Woodfin, ETSU
Josh Masten, UNCG
Alex Henderson, UNCG

Austin Matthews, UNCG
Jack Shiels, Furman
Cameron Robinson, Furman
Rocky Guerra, Furman
Laurence Wyke, Furman (MVP)

2019

Kyle Barks, Belmont
Niccolo Dagnoni, Belmont
Arnor Adalsteinsson, Furman
Max Fisher, Furman
Micah Albert, UNCG
Albert Pedra, UNCG
Casey Penland, UNCG
Roberto Arteaga, Mercer
JR DeRose, Mercer (MVP)
Trevor Martineau, Mercer
Leo Toledo Jr., Mercer

2020-21

Kyle Barks, Belmont
AJ Chastonay, Belmont
Drew Romig, Belmont
Dominic Foster, ETSU
Jared Leheta, ETSU
Arnor Adalsteinsson, Furman
Dylan Lane, Furman
Mani Austmann, UNCG (MVP)
Angel Bacho, UNCG
Nelson Oceano, UNCG
Niclas Wild, UNCG

2021

Jacob Garzon, Furman
Alfredo Diaz-Santillan, Furman
JC Ngando, UNCG
Fernando Garcia, UNCG
Drew Romig, Belmont
Niccolo Dagnoni, Belmont
Liam O'Brien, Belmont
Dylan Gaither, Mercer (MVP)
Ousman Jabang, Mercer
Trevor Martineau, Mercer
Bryant Jackson, Mercer

Tournament MVPs

- 1988** Rod Underwood, Furman (Off.)
Russel Rakenburg, The Citadel (Def.)
- 1989** Andrew Burr, Furman
- 1990** Andy Salandy, Appalachian State
- 1991** Andrew Zorovich, Furman
- 1992** Ben Hayes, Davidson
- 1993** Jay Weyer, Furman
- 1994** Brian Little, Furman
- 1995** Alex Deegan, Davidson
- 1996** Ryan Higginbotham, Furman
- 1997** Ryan Higginbotham, Furman
- 1998** Nathan Kipp, UNCG
- 1999** Graham Seagraves, Furman
- 2000** John Barry Nusum, Furman
- 2001** Anthony Esquivel, Furman
- 2003** Nick Hansell, Davidson
- 2004** Ben Hollingsworth, College of Charleston
- 2005** Henning Jonasson, UNCG
- 2006** Henning Jonasson, UNCG
- 2007** Bryan Amos, Furman
- 2008** Joe Burnett, UNCG
- 2009** Wilson Hood, Wofford
- 2010** Matt Strine, UNCG
- 2011** Nick Millington, Elon
- 2012** Gabe Latigue, Elon
- 2013** Jason Waterman, Elon
- 2014** Clint Ritter, Furman
- 2015** Sven Lissek, Furman
- 2016** Jeremy Booth, Mercer
- 2017** Jeremy Booth, Mercer
- 2018** Laurence Wyke, Furman
- 2019** JR DeRose, Mercer
- 2020-21** Mani Austmann, UNCG
- 2021** Dylan Gaither, Mercer

Pinnacle Award

(highest cumulative GPA among championship-eligible student-athletes on winning team)

- 2016** Jake Mezei, Mercer
- 2017** JR DeRose, Mercer
- 2018** Sean Langan, Furman
- 2019** George Iakovidis, Mercer
- 2020-21** Jarret Payne, UNCG
- 2021** Liam Coxhead, Logan Longo and Nick Wanzer, Mercer

All-tourney by school

| | |
|-----------------------------|----|
| Furman | 83 |
| UNCG | 62 |
| Appalachian State | 33 |
| Davidson..... | 31 |
| Mercer..... | 22 |
| College of Charleston | 22 |
| Elon..... | 21 |
| Georgia Southern..... | 21 |
| Wofford | 14 |
| Marshall..... | 11 |
| ETSU | 12 |
| The Citadel | 8 |
| Belmont | 8 |
| VMI..... | 4 |



PLAYERS OF THE WEEK



1989

- Week 1 Andrew Burr, Furman
- Week 2 Kerwin Skeete, Marshall
- Week 3 Carlos Lee, Appalachian State
- Week 4 Alex Alston, VMI
- Week 5 Craig Smalley, The Citadel
- Week 6 John Dee, Furman
- Week 7 John Cerak, Appalachian State
- Week 8 John Ritchie, The Citadel

1990

- Week 1 Andy Salandy, Appalachian State
- Week 2 Andrew Burr, Furman
- Week 3 Lance Kovar, Marshall
- Week 4 Mark Taylor, Marshall
- Week 5 Craig Stephens, The Citadel
- Week 6 Russell Rutter, VMI
- Week 7 Gary Cuddeback, Furman
- Week 8 John Ritchie, The Citadel

1991

- Week 1 Kurt Mueller, Marshall
- Week 2 Geoff Blum, VMI
- Week 3 Andrew Zorovich, Furman
- Week 4 David Terry, Appalachian State
- Week 5 Wade Myers, Furman
- Week 6 Kyle Vosen, Furman
- Week 7 David Terry, Appalachian State
- Week 8 Andrew Zorovich, Furman

1992

- Week 1 Rob Ukrop, Davidson
- Week 2 Ray Colado, Furman
- Week 3 Cliff Castelloe, Davidson
- Week 4 Brian Little, Furman
- Week 5 Geoff Blum, VMI
- Week 6 Rob Ukrop, Davidson
- Week 7 Willy Merrick, Marshall
- Week 8 Kyle Vosen, Furman

1993

- Week 1 Brian Jillings, Appalachian State
- Week 2 Brian Blair, Furman
- Week 3 Brian Jillings, Appalachian State
- Week 4 Jay Weyer, Furman
- Week 5 Shawn Sizemore, Marshall
- Week 6 Geoff Blum, VMI
- Week 7 Steen Larsen, Georgia Southern

1994

- Week 1 Tim Boarman, Georgia Southern
- Week 2 John Sampers, Davidson
- Week 3 Alex Deegan, Davidson
- Week 4 Steve Ahn, Furman
- Week 5 Rich Daughtridge, VMI
- Week 6 Stephen Winters, The Citadel
- Week 7 Jeff Shavelson, Furman
- Week 8 Tim Boarman, Georgia Southern

1995

- Week 1 Mark Hemphill, Appalachian State
- Week 2 Robert Clarke, Davidson
- Week 3 Robert Clarke, Davidson
- Week 4 Robert Clarke, Davidson
- Week 5 Bubba Self, Furman
- Week 6 Kevin Hanfman, Georgia Southern
- Week 7 Stephen Toth, Marshall
- Week 8 Keith Kleeman, Davidson
- Week 9 Alex Deegan, Davidson

1996

- Week 1 Tom Butler, VMI
- Week 2 Jeff Shavelson, Furman
- Week 3 Robert Clarke, Davidson
- Week 4 Brandon James, Appalachian State

- Week 5 Jason Russell, Georgia Southern
- Week 6 Peter Slobodyan, Furman
- Week 7 Ian Legget, Marshall
- Week 8 Richard Orrick, Marshall
- Week 9 Ryan Higginbotham, Furman
- Week 10 Paul Watts, Furman

1997

- Week 1 Mark Hemphill, Appalachian State
- Week 2 Jamie Hyland, The Citadel
- Week 3 Andy Crotts, The Citadel
- Week 4 Kevin Hanfman, Georgia Southern
- Week 5 Ronnie Pascale, Furman
- Week 6 Pete Santora, Furman
- Week 7 Hart Roper, Davidson
- Week 8 Soggi Eyjolfsson, UNCG

1998

- Week 1 Ronnie Pascale, Furman
- Week 2 Ryan Lister, The Citadel
- Week 3 Soggi Eyjolfsson, UNCG
- Week 4 Nathan Kipp, UNCG
- Week 5 Jeremy McClure, Georgia Southern
- Week 6 Soggi Eyjolfsson, UNCG
- Week 7 John Barry Nusum, Furman
- Week 8 Jordy Broder, Appalachian State
- Week 9 Vladimir Suite, College of Charleston

1999

- Week 1 Scott Blount, Furman
- David Buehler, Davidson
- Week 2 Jason Seagle, VMI
- Week 3 Alejandro Moreno, UNCG
- Week 4 John Barry Nusum, Furman
- Week 5 Ben Wilson, The Citadel
- Week 6 Andrew Holbrook, The Citadel
- Week 7 Stephen Rodriguez, Furman
- Week 8 Kenny Sykes, VMI
- Week 9 Andy Foy, Furman

2000

- Sept. 4 Matt Goldsmith, Furman
- Sept. 11 Jordy Broder, Appalachian State
- Sept. 18 Jason Seagle, VMI
- Sept. 25 Chris Goos, UNCG
- Oct. 2 Jordy Broder, Appalachian State
- Oct. 9 Alejandro Moreno, UNCG
- Oct. 16 Jon Tetirick, Davidson
- Oct. 23 John Barry Nusum, Furman

2001

- Sept. 4 Scott Hoch, Furman
- Sept. 11 Chris Norbet, Davidson
- Sept. 18 No Selection
- Sept. 25 John Barry Nusum, Furman
- Oct. 3 Alejandro Moreno, UNCG
- Oct. 9 Tony Moffat, Georgia Southern
- Oct. 16 John Simmons, VMI
- Oct. 23 Devin Mizell, Georgia Southern
- Oct. 30 John Simmons, VMI
- Nov. 6 John Simmons, VMI
- Nov. 13 Chris Norbet, Davidson

2002

- Sept. 3 Scott Hoch, Furman
- Sept. 10 Soren Johnson, Davidson
- Sept. 17 Chris Goos, UNCG
- Sept. 24 Austin Williams, VMI
- Oct. 1 David Peoples, Davidson
- Oct. 8 Tony Myers, College of Charleston
- Oct. 15 Cliff Patterson, UNCG
- Oct. 22 Steve Mellor, Appalachian State
- Oct. 29 Dan Ferriter, Davidson
- Ricardo Clark, Furman
- Nov. 5 Chris Goos, UNCG

- Nov. 12 Scott Hoch, Furman

2003

- Sept. 1 Nick Hansell, Davidson
- Sept. 8 Jeff Davis, Davidson
- Sept. 15 Randi Patterson, UNCG
- Sept. 22 Bart Creasman, Davidson
- Sept. 29 Tony Moffat, Georgia Southern
- Oct. 6 John Latting, Davidson
- Oct. 13 Scott Hoch, Furman
- Oct. 20 Jeff Files, College of Charleston
- Oct. 27 Tyler Mullen, Georgia Southern
- Nov. 3 Joel Kozak, Wofford
- Nov. 10 Keon McPherson, Appalachian State

2004

- Sept. 9 Randi Patterson, UNCG
- Sept. 13 Randi Patterson, UNCG
- Sept. 21 Adam Webb, Georgia Southern
- Sept. 28 Eliot Paschalis, Furman
- Oct. 5 Keith Wiggins, College of Charleston
- Phil Long, UNCG
- Oct. 12 Matt Schindelholz, College of Charleston
- Oct. 19 Randi Patterson, UNCG
- Oct. 26 Troy Lesesne, College of Charleston
- Randi Patterson, UNCG
- Nov. 2 Lawrence Smith, Georgia Southern
- Nov. 19 Mac Wilkie, Davidson

2005

- Sept. 6 Taylor Saxe, Elon
- Sept. 13 Kiki Willis, Elon
- Sept. 20 Randi Patterson, UNCG
- Sept. 27 Brian Martin, Furman
- Oct. 4 Taylor Saxe, Elon
- Oct. 11 Shea Salinas, Furman
- Oct. 18 Jay Benfield, UNCG
- Oct. 25 Michael Fitzgerald, UNCG
- Nov. 1 Rondell Honora, College of Charleston

2006

- Aug. 29 Mike Richardson, UNCG
- Sept. 5 Nick Aparicio, Elon
- Sept. 12 Jon Cox, Georgia Southern
- Sept. 19 Grant Guthrie, College of Charleston
- Sept. 26 Adam Webb, Georgia Southern
- Oct. 3 Jeremy Gold, College of Charleston
- Oct. 10 Corey Luggar, Appalachian State
- Oct. 17 Michael Fitzgerald, UNCG
- Oct. 24 Arie Muniz, Appalachian State

2007

- Sept. 4 Eliot Paschalis, Furman
- Sept. 11 Sean Sassano, Appalachian State
- Brooks Duff, Furman
- Sept. 18 Haris Cekic, Furman
- Sept. 25 Greg Walters, Appalachian State
- Oct. 2 Justin Wyatt, Elon
- Oct. 9 Thomas Campbell, UNCG
- Oct. 16 Bryan Amos, Furman
- Oct. 23 Brett Paschall, Elon
- Oct. 30 Corbin Waller, College of Charleston
- Nov. 6 Joey Taylor, Wofford

2008

- Sept. 2 Fabien Vorbe, Furman
- Sept. 9 Daniel Smith, Georgia Southern
- Sept. 16 Matt Morris, College of Charleston
- Sept. 23 Chad Janda, UNCG
- Sept. 30 Coletton Henning, Furman
- Oct. 7 Antonio Harley, Appalachian State
- Oct. 14 Justin Wyatt, Elon
- Oct. 21 Thomas Hunter, Wofford
- Oct. 28 Juan Obregon, Appalachian State
- Nov. 4 Aaron Parker, Elon



PLAYERS OF THE WEEK



2009

- Sept. 8 John Bello, College of Charleston
- Sept. 15 Francis Twohig, College of Charleston
- Sept. 22 Chris Thomas, Elon
- Sept. 29 Alex Caskey, Davidson
- Oct. 6 Charlie Reiter, Davidson
- Oct. 13 Yannick Pilgrim, Davidson
- Oct. 20 Thomas Campbell, UNCG
- Oct. 27 A.J. Nelson, UNCG
- Nov. 3 Steven Nagy, College of Charleston
- Nov. 10 Nick Schuermann, Wofford

2010

- Sept. 7 Yannick Pilgrim, Davidson
- Sept. 14 Fabien Vorbe, Furman
- Sept. 21 Sean de Silva, College of Charleston
- Sept. 28 Gabe Latigue, Elon
- Oct. 5 Clint Irwin, Elon
- Oct. 12 Sean Flatley, College of Charleston
- Mark Millard, Davidson
- Oct. 19 Alec Kann, Furman
- Oct. 26 Brian Graham, UNCG
- Nov. 2 Peyton Ford, UNCG
- Nov. 5 Josh Fusan, Furman

2011

- Aug. 30 Andy Craven, College of Charleston
- Hakan Ilhan, UNCG
- Sept. 6 Alec Kann, Furman
- Sept. 13 Chris Thomas, Elon
- Sept. 20 Andy Craven, College of Charleston
- Sept. 27 Alec Kann, Furman
- Oct. 4 Luigi Clendening, Georgia Southern
- Oct. 11 Coleton Henning, Furman
- Oct. 18 Peyton Ford, UNCG
- Oct. 25 Chip Sanders, Davidson
- Nov. 1 Peyton Ford, UNCG
- Nov. 3 Chris Thomas, Elon

2012

- Aug. 28 Maximilian Schulz, UNCG
- Sept. 4 Coleton Henning, Furman
- Sept. 11 Chris Thomas, Elon
- Sept. 18 Valeriy Sviderskiy, Davidson
- Sept. 25 Chris Thomas, Elon
- Oct. 2 Hakan Ilhan, UNCG
- Oct. 9 Chris Thomas, Elon
- Oct. 16 Carlos Dominguez Gonzalez, Wofford
- Oct. 23 Sean de Silva, College of Charleston
- Oct. 30 Nathan Dean, Elon

2013

- Sept. 3 Martin Ontiveros, Furman
- Sept. 10 Stephen Moffitt, UNCG
- Sept. 17 Nestor Jaramillo, Wofford
- Sept. 24 Nathan Dean, Elon
- Oct. 1 Tyler Peoples, Furman
- Oct. 8 Nathan Dean, Elon
- Oct. 15 Sven Lissek, Furman
- Oct. 22 Bobby Edet, Furman
- Oct. 29 Dustin Gamradt, UNCG
- Nov. 6 Neal Bates, Georgia Southern

2014

- Sept. 2 Joao Ramalho, ETSU
- Sept. 9 Lewis Hawke, Furman
- Sept. 16 Lewis Hawke, Furman
- Sept. 23 Jorge De Gyves, ETSU
- Sept. 30 Matthew Aurednik, Wofford
- Oct. 7 William Pyle, UNCG
- Oct. 14 Will Bagrou, Mercer
- Oct. 21 Joao Ramalho, ETSU
- Oct. 28 Will Bagrou, Mercer
- Nov. 4 Joe Wichmann, Wofford

2015

- Sept. 1 Leeroy Maguraushe, UNCG
- Sept. 8 Jordan Duru, Mercer
- Sept. 15 Damieon Thomas, UNCG
- Sept. 22 James Smith, ETSU
- Sept. 29 Eli Pinner, Furman
- Oct. 6 Ian Antley, Mercer
- Oct. 13 Jeremy Booth, Mercer
- Oct. 20 Sven Lissek, Furman
- Oct. 27 Leeroy Maguraushe, UNCG
- Nov. 3 Jacques Francois, UNCG

2016

- Aug. 30 Josiah Baker, Furman
- Sept. 6 Cameron Woodfin, ETSU
- Sept. 13 Jonathan Smith, Furman
- Sept. 20 Jonny Sutherland, ETSU
- Sept. 27 Lewis Hawke, Furman
- Oct. 4 Jonny Sutherland, ETSU
- Oct. 11 Lucas Altman, Wofford
- Oct. 18 Fletcher Ekern, ETSU
- Oct. 25 Jordan Duru, Mercer
- Nov. 1 Joao Ramalho, ETSU

2017

- Aug. 29 Kevin Edelmann, Furman
- Sept. 5 Ben Hale, Furman
- Sept. 12 Will Bagrou, Mercer
- Sept. 19 Leeroy Maguraushe, UNCG
- Sept. 26 Jon Milligan, UNCG
- Oct. 3 Jon Milligan, UNCG
- Oct. 10 Lucas Altman, Wofford
- Oct. 17 Will Bagrou, Mercer
- Oct. 24 Casey Penland, UNCG
- Oct. 31 Ben Hale, Furman

2018

- Aug. 28 Trevor Martineau, Mercer
- Sept. 4 Shane Berson, Wofford
- Sept. 11 Danny Barlow, ETSU
- Sept. 18 Emery May, Furman
- Sept. 25 Leeroy Maguraushe, UNCG
- Oct. 2 Trevor Martineau, Mercer
- Oct. 9 Ares Marlonsson, Belmont
- Oct. 16 Trevor Martineau, Mercer
- Oct. 23 Ben Hale, Furman
- Oct. 30 Cameron Woodfin, ETSU

2019

Offensive

- Sept. 3 Trevor Martineau, Mercer
- Sept. 10 Trevor Martineau, Mercer
- Sept. 17 Emery May, Furman
- Sept. 24 Hauk Andreas Fossen, ETSU
- Oct. 1 Trevor Martineau, Mercer
- Oct. 8 Trevor Martineau, Mercer
- Oct. 15 Niccolo Dagnoni, Belmont
- Oct. 22 Hauk Andreas Fossen, ETSU
- Oct. 29 Rocky Guerra, Furman
- Nov. 5 Albert Pedra, UNCG

Defensive

- Sept. 3 JR DeRose, Mercer
- Sept. 10 Cole McLagan, Furman
- Sept. 17 Jack Shiels, Furman
- Sept. 24 Josh Perryman, ETSU
- Oct. 1 Joe Pickering, ETSU
- Oct. 8 JR DeRose, Mercer
- Oct. 15 Cole McLagan, Furman
- Oct. 22 Brendan Pulley, UNCG
- Oct. 29 Merveil Bilomba, ETSU
- Nov. 5 Brendan Pulley, UNCG

2020-21

Offensive

- Feb. 16 Dawson Gideon, Mercer
- Feb. 23 AJ Chastonay, Belmont
- March 2 Shaun-Chris Joash, Furman
- March 9 Mani Austmann, UNCG
- March 16 Jake Raine, Furman
- March 23 Cole McLagan, Furman
- March 30 Theo Collomb, UNCG
- April 6 Tarik Pannholzer, ETSU

Defensive

- Feb. 16 JR DeRose, Mercer
- Feb. 23 Brant Zulauf, Mercer
- March 2 Cameron Petty, Belmont
- March 9 Myson Darden, UNCG
- March 16 Drew Romig, Belmont
- March 23 Josh Perryman, ETSU
- March 30 Ben Hale, Furman
- April 6 Niclas Wild, UNCG

2021

Offensive

- Aug. 31 Dylan Gaither, Sr., F, Mercer
- Sept. 7 Niccolo Dagnoni, Sr., F, Belmont
- Sept. 14 Liam O'Brien, Sr., F, Belmont
- Sept. 21 Kadeem Agard, Fr., F, Mercer
- Sept. 28 Theo Collomb, So., F, UNCG
- Oct. 5 Tarik Pannholzer, So., F/M, ETSU
- Oct. 12 Tarik Pannholzer, So., F/M, ETSU
- Oct. 19 AJ Chastonay, So., MF, Belmont
- Oct. 26 JC Ngando, Fr., MF, UNCG
- Nov. 2 Jake Raine, Sr., F, Furman

Defensive

- Aug. 31 Brant Zulauf, R-So., GK, Mercer
- Sept. 7 Drew Romig, Sr., GK, Belmont
- Sept. 14 Joshua Old, Jr., GK, Wofford
- Sept. 21 Trevor McMullen, So., GK, Mercer
- Sept. 28 Emmanuel Hagan, Fr., D, UNCG
- Oct. 5 Marco Milanese, Sr., D, UNCG
- Oct. 12 Drew Romig, Sr., GK, Belmont
- Oct. 19 Case Cox, So., D, Belmont
- Oct. 26 Niclas Wild, So., GK, UNCG
- Nov. 2 Drew Romig, Sr., GK, Belmont

POTW by school

| | |
|-----------------------|----|
| Furman | 78 |
| UNCG | 57 |
| Davidson | 31 |
| Mercer | 24 |
| Appalachian State | 21 |
| ETSU | 20 |
| College of Charleston | 19 |
| Elon | 19 |
| Georgia Southern | 18 |
| VMI | 14 |
| Belmont | 12 |
| Wofford | 12 |
| The Citadel | 10 |
| Marshall | 9 |



REPEAT PLAYERS OF THE WEEK



7 times

Trevor Martineau, Mercer (2018-19)

6 times

Randi Patterson, UNCG (2003-05)

Chris Thomas, Elon (2009, '11-12)

4 times

Robert Clarke, Davidson (1995-96)

John Barry Nusum, Furman (1998-01)

Scott Hoch, Furman (2001-03)

Will Bagrou, Mercer (2014, '17)

Leeroy Maguraushe, UNCG (2015, '17-18)

Drew Romig (2020-21)

3 times

Jordy Broder, Appalachian State (1998, '00)

Siggi Eyjolfsson, UNCG (1997-98)

Alejandro Moreno, UNCG (1999-01)

Chris Goos, UNCG (2000, '02)

Geoff Blum, VMI (1991-93)

John Simmons, VMI (2001)

Alec Kann, Furman (2010-11)

Peyton Ford, UNCG (2010-11)

Coleton Henning, Furman (2008, '11-12)

Nathan Dean, Elon (2012-13)

Lewis Hawke, Furman (2014, '16)

Joao Ramalho, ETSU (2014, '16)

Ben Hale, Furman (2017-18, '20)

JR DeRose, Mercer (2019-20)

Cole McLagan, Furman (2019-20)

Tarik Pannholzer (2020-21)

2 times

Mark Hemphill, Appalachian State (1995, '97)

Brian Jillings, Appalachian State (1993)

David Terry, Appalachian State (1991)

John Ritchie, The Citadel (1989-90)

Alex Deegan, Davidson (1994-95)

Rob Ukrop, Davidson (1992)

Chris Norbet, Davidson (2001)

Jeff Shavelson, Furman (1994, '96)

Kyle Vosen, Furman (1991-92)

Andrew Zorovich, Furman (1991)

Andrew Burr, Furman (1989-90)

Ronnie Pascale, Furman (1997-98)

Kevin Hanfman, Georgia Southern (1995, '97)

Tim Boarman, Georgia Southern (1994)

Tony Moffat, Georgia Southern (2001, '03)

Jason Seagle, VMI (1999-00)

Taylor Saxe, Elon (2005)

Adam Webb, Georgia Southern (2004, '06)

Michael Fitzgerald, UNCG (2005-06)

Eliot Paschalis, Furman (2004, '07)

Justin Wyatt, Elon (2007-08)

Thomas Campbell, UNCG (2007, '09)

Fabien Vorbe, Furman (2008, '10)

Yannick Pilgrim, Davidson (2009-10)

Andy Craven, College of Charleston (2011)

Sean de Silva, College of Charleston (2010, '12)

Hakan Ilhan, UNCG (2011-12)

Sven Lissek, Furman (2013, '15)

Jonny Sutherland, ETSU (2016)

Jordan Duru, Mercer (2015-16)

Jon Milligan, UNCG (2017)

Cameron Woodfin, ETSU (2016, '18)

Emery May, Furman (2018-19)

Hauk Andreas Fossen, ETSU (2019)

Brendan Pulley, UNCG (2019)

Josh Perryman, ETSU (2019, '20)

Niccolo Dagnoni, Belmont (2019, '21)

Theo Collomb, UNCG (2020-21)

AJ Chastonay, Belmont (2020-21)

Jake Raine, Furman (2020-21)

Niclas Wild, UNCG (2020-21)

Brant Zulauf, Mercer (2020-21)



PLAYERS OF THE MONTH



2003
 September Randi Patterson, UNCG
 October Bart Creasman, Davidson
 November Nick Hansell, Davidson

2004
 September Randi Patterson, UNCG
 October Lawrence Smith, Georgia Southern
 November Ben Hollingsworth, Coll. of Charleston

2005
 September Randi Patterson, UNCG
 October Jay Benfield, UNCG
 November Randi Patterson, UNCG

2006
 September Jeremy Gold, College of Charleston
 October Arie Muniz, Appalachian State

2007
 September Bryan Amos, Furman
 October Corbin Walker, College of Charleston
 November Haris Cekic, Furman

2008
 September Coleton Henning, Furman
 October Justin Wyatt, Elon
 November Nate Berry, UNCG

2009
 September Alex Caskey, Furman
 October Justin Wyatt, Elon

2010
 September Chris Thomas, Elon
 October Hakan Ilhan, UNCG

2011
 September Alec Kann, Furman
 October Peyton Ford, UNCG

2012
 September Chris Thomas, Elon
 October Chris Thomas, Elon

2013
 September Sven Lissek, Furman
 October Sven Lissek, Furman

2014
 September Sven Lissek, Furman
 October Will Bagrou, Mercer

2015
 September James Smith, ETSU
 October Jacques Francois, UNCG

2016
 September Jonny Sutherland, ETSU
 October Fletcher Ekern, ETSU

2017
 September John Milligan, UNCG
 October Jonny Sutherland, ETSU

2018
 September Danny Barlow, ETSU
 October Trevor Martineau, Mercer

2019
Offensive
 September Trevor Martineau, Mercer
 October Rocky Guerra, Furman

Defensive
 September JR DeRose, Mercer
 October Josh Perryman, ETSU

2020-21
Offensive
 February Shaun-Chris Joash, Furman
 March Theo Collomb, UNCG

Defensive
 February Ben Hale, Furman
 March Josh Perryman, ETSU

2021
Offensive
 September Theo Collomb, UNCG
 October Jake Raine, Furman

Defensive
 September Drew Romig, Belmont
 October Drew Romig, Belmont

Repeat selections

4 times
 Randi Patterson, UNCG (2003-05)

3 times
 Chris Thomas, Elon (2010, '12)
 Sven Lissek, Furman (2013-14)

2 times
 Justin Wyatt, Elon (2008-09)
 Jonny Sutherland, ETSU (2016-17)
 Trevor Martineau, Mercer (2018-19)
 Josh Perryman, ETSU (2019, 2020-21)
 Theo Collomb, UNCG (2020-21, '21)
 Drew Romig (2021)

POTM by school

| | |
|-----------------------------|----|
| UNCG | 12 |
| Furman | 12 |
| ETSU | 7 |
| Elon..... | 5 |
| Mercer..... | 4 |
| College of Charleston | 3 |
| Davidson..... | 2 |
| Belmont | 2 |
| Appalachian State | 1 |
| Georgia Southern..... | 1 |



COACHING RECORDS; NATIONAL RANKINGS



Most overall wins

| Wins | Coach, school (years coached) | Overall record |
|------------|--|-------------------|
| 323 | Doug Allison, Furman (1995-present) | 323-156-59 |
| 173 | Michael Parker, UNCG (1997-09) | 173-96-16* |
| 170 | Charlie Slagle, Davidson (1980-87, 1992-00) | 170-162-24 |
| 147 | Art Rex, Appalachian State (1981-97) | 147-159-21 |
| 151 | Ralph Lundy, College of Charleston (1998-12) | 151-128-24 |
| 137 | John Tart, Furman (1982-94) | 137-92-21 |
| 116 | Bill Barfield, The Citadel (1978-93) | 116-130-17 |
| 114 | Matt Spear, Davidson (2001-13) | 114-120-22 |
| 94 | Darren Powell, Elon (2005-13) | 94-68-23 |
| 88 | Ralph Polson, Wofford (2008-18) | 88-102-14 |

Highest overall winning percentage

(Minimum five seasons)

| Pct. | Coach, school (years coached) | Overall record |
|-------------|---|-------------------|
| .779 | Vaughn Christian, Appalachian State (1972-77) | 65-17-4 |
| .655 | Doug Allison, Furman (1995-pres.) | 323-156-59 |
| .635* | Michael Parker, UNCG (1997-09) | 173-96-16 |
| .590 | John Tart, Furman (1982-94) | 137-92-21 |
| .570 | Darren Powell, Elon (2005-13) | 94-68-23 |
| .557 | Al Albert, William & Mary (1971-76) | 41-32-6 |
| .550 | Harry Fogleman, Davidson (1966-72) | 46-37-7 |
| .542 | Eddie Teague, The Citadel (1971-76) | 30-25-4 |
| .538 | Ralph Lundy, College of Charleston (1998-12) | 151-128-24 |
| .522^ | Justin Maullin, UNCG (2010-18) | 81-73-25 |

Most Southern Conference wins

| Wins | Coach, school (years coached) | SoCon record |
|------------|--|------------------|
| 144 | Doug Allison, Furman (1995-present) | 144-53-22 |
| 75 | Charlie Slagle, Davidson (1980-87, 1992-00) | 75-35-2 |
| 66* | Michael Parker, UNCG (1997-09) | 66-24-5 |
| 64 | Ralph Lundy, College of Charleston (1998-12) | 64-39-7 |
| 61 | Art Rex, Appalachian State (1981-97) | 61-24-7 |
| 59 | John Tart, Furman (1982-94) | 59-7-0 |
| 43 | Bill Barfield, The Citadel (1978-93) | 43-40-5 |
| 42 | Matt Spear, Davidson (2001-13) | 42-40-8 |
| 40^ | Justin Maullin, UNCG (2010-18) | 40-22-11 |
| 40 | Ralph Polson, Wofford (2008-18) | 40-43-4 |

Highest SoCon winning percentage

(Minimum five seasons)

| Pct. | Coach, school (years coached) | SoCon record |
|-------------|---|------------------|
| .894 | John Tart, Furman (1982-94) | 59-7-0 |
| .887 | Vaughn Christian, Appalachian State (1972-77) | 26-2-3 |
| .765 | Harry Fogleman, Davidson (1968-72) | 13-4-0 |
| .721* | Michael Parker, UNCG (1997-09) | 66-24-5 |
| .708 | Doug Allison, Furman (1995-pres.) | 144-53-22 |
| .701 | Art Rex, Appalachian State (1981-97) | 61-24-7 |
| .690 | Al Albert, William & Mary (1971-76) | 14-6-1 |
| .679 | Charlie Slagle, Davidson (1980-87, 1992-00) | 75-35-2 |
| .631 | Darren Powell, Elon (2005-13) | 37-21-3 |
| .623^ | Justin Maullin, UNCG (2010-18) | 40-22-11 |

NOTES:

- Records reflect only seasons in which the institution was a member of the Southern Conference.

* 27 wins (9 SoCon) and 8 ties (1 SoCon) from 2007-09 later vacated

^ 22 wins (9 SoCon) and 6 ties (3 SoCon) from 2010-11 later vacated

Final national rankings

| Year | Team | Coaches' | SA | ST | CSN |
|---------|-----------------------|----------|----|----|-----|
| 1977 | Appalachian State | 12 | - | - | - |
| 1978 | Appalachian State | 15 | - | - | - |
| 1980 | Appalachian State | 16 | 14 | - | - |
| 1991 | Furman | 17 | 13 | - | - |
| 1992 | Davidson | 19 | 15 | - | - |
| | Furman | - | 20 | - | - |
| 1993 | Furman | 21 | - | - | - |
| 1996 | Furman | - | 16 | - | - |
| 1998 | UNCG | 13 | 17 | - | - |
| 1999 | Furman | 5 | 3 | - | - |
| 2000 | Furman | 22 | 12 | - | - |
| 2001 | Furman | - | 17 | - | - |
| 2002 | Furman | 13 | 8 | - | - |
| 2004 | UNCG | 3 | 7 | 7 | 7 |
| | College of Charleston | 20 | 25 | - | 20 |
| 2005 | UNCG | - | 15 | 22 | 15 |
| 2006 | UNCG | 15 | - | - | 20 |
| 2007 | Furman | RV | 20 | RV | 25 |
| 2008 | UNCG | - | - | RV | RV |
| 2009 | Wofford | - | - | - | RV |
| 2010 | College of Charleston | RV | - | - | - |
| 2011 | Furman | RV | - | - | 28 |
| 2012 | Elon | RV | 23 | 25 | 30 |
| 2013 | Elon | 22 | 18 | 25 | 22 |
| | Furman | - | - | - | RV |
| 2014 | Furman | RV | - | - | RV |
| 2015 | Furman | - | - | - | RV |
| 2016 | ETSU | - | - | - | RV |
| | Mercer | - | - | - | RV |
| 2018 | Furman | RV | - | - | RV |
| 2020-21 | UNCG | RV | - | - | 30 |
| 2021 | Belmont | RV | - | - | - |
| | UNCG | RV | - | - | - |

Coaches' = Coaches' poll

SA = Soccer America (discontinued after 2013 season)

ST = Soccer Times

CSN = College Soccer News

RV = Receiving votes



SOCON INDIVIDUAL RECORDS



MATCH

GOALS

Match – 7, Thompson Usiyan (Appalachian State)
vs. George Washington, 1978

POINTS

Match – 15, Thompson Usiyan (Appalachian State)
vs. George Washington, 1978

SEASON

GOALS

| Name, School | Goals | Year |
|----------------------------|-------|------|
| 1. Thompson Usiyan, APP* | 46 | 1980 |
| 2. Thompson Usiyan, APP | 34 | 1978 |
| 3. Rob Ukrop, DAV | 31 | 1992 |
| 4. Walt Nistorenko, WVU | 27 | 1967 |
| 5. Siggie Eyjolfsson, UNCG | 26 | 1998 |
| 6. Chris Thomas, Elon | 23 | 2012 |
| 7. Ahmad Eghdami, UTC | 20 | 1980 |
| Mark Schwartz, APP | 20 | 1981 |
| Andrew Burr, FUR | 20 | 1989 |
| Alejandro Moreno, UNCG | 20 | 1998 |
| Chris Goos, UNCG | 20 | 2002 |

ASSISTS

| Name, School | Assists | Year |
|-------------------------|---------|------|
| 1. Rob Wilcher, APP | 20 | 1984 |
| Chris Goos, UNCG | 20 | 2002 |
| 3. Chris Sklar, GSU | 18 | 1996 |
| 4. Thompson Usiyan, APP | 17 | 1980 |
| 5. Daniel Alvarez, FUR | 16 | 1999 |
| 6. Mark Schwartz, APP | 15 | 1980 |
| McNeil Cronin, FUR | 15 | 2000 |
| 8. Matt Farris, UNCG | 14 | 1998 |
| Scott Jones, UNCG | 14 | 2005 |
| 10. Mark Schwartz, APP | 13 | 1980 |
| John Sampers, DAV | 13 | 1992 |
| Chris Starks, GSU | 13 | 1996 |
| Shiloh Tisdale, CIT | 13 | 1997 |
| Siggie Eyjolfsson, UNCG | 13 | 1998 |
| Patrick Murray, FUR | 13 | 2007 |

POINTS

| Name, School | Points | Year |
|----------------------------|--------|------|
| 1. Thompson Usiyan, APP* | 109 | 1980 |
| 2. Thompson Usiyan, APP | 78 | 1978 |
| 3. Rob Ukrop, DAV | 72 | 1992 |
| 4. Siggie Eyjolfsson, UNCG | 65 | 1998 |
| 5. Chris Goos, UNCG | 60 | 2002 |
| 6. Walt Nistorenko, WVU | 54 | 1967 |
| 7. Chris Thomas, Elon | 51 | 2012 |
| 8. John Barry Nusum, FUR | 48 | 2000 |
| 9. Alejandro Moreno, UNCG | 47 | 1998 |
| 10. Randi Patterson, UNCG | 46 | 2004 |

GOALS-AGAINST AVERAGE

| Name, School | GAA | Year |
|-------------------------|------|------|
| 1. Bryan Amos, FUR | 0.58 | 2007 |
| 2. Sven Lissek, FUR | 0.59 | 2014 |
| 3. Alex Maslow, FUR | 0.63 | 2002 |
| 4. Sven Lissek, FUR | 0.64 | 2013 |
| Jon Milligan, UNCG | 0.64 | 2015 |
| 6. Danny Free, APP | 0.66 | 2011 |
| 7. Scott Blount, FUR | 0.68 | 1999 |
| 8. Peyton Ford, UNCG | 0.70 | 2011 |
| Sven Lissek, FUR | 0.70 | 2015 |
| 10. Ronnie Pascale, FUR | 0.71 | 1998 |

Jonny Sutherland, ETSU 0.71 2017

SAVES

| Name, School | Saves | Year |
|------------------------|-------|------|
| 1. Steve Weishuhn, CIT | 200 | 1980 |
| 2. Mark Taylor, MAR | 164 | 1990 |
| 3. Mark Taylor, MAR | 152 | 1988 |
| 4. Charlie Slagle, DAV | 151 | 1974 |
| Mark Taylor, MAR | 151 | 1987 |
| 6. Ed Plucinski, VMI | 149 | 1985 |
| 7. Peter Arciero, FUR | 145 | 1980 |
| 8. Tim Smith, FUR | 139 | 1983 |
| 9. Tim Smith, FUR | 127 | 1982 |
| Alex Guerra, VMI | 127 | 2015 |

SHUTOUTS

| Name, School | Shutouts | Year |
|------------------------|----------|------|
| 1. Sven Lissek, FUR | 12 | 2014 |
| 2. Ed Stein, FUR | 11 | 1991 |
| Ronnie Pascale, FUR | 11 | 1998 |
| 4. Scott Blount, FUR | 10 | 1999 |
| Scott Blount, FUR | 10 | 2000 |
| Bryan Amos, FUR | 10 | 2007 |
| Clint Irwin, Elon | 10 | 2009 |
| Greg Ranjitsingh, MER | 10 | 2014 |
| 9. Ronnie Pascale, FUR | 9 | 1996 |
| Alex Maslow, FUR | 9 | 2002 |
| Keith Wiggans, COFC | 9 | 2004 |
| Jay Benfield, UNCG | 9 | 2005 |
| Corbin Waller, COFC | 9 | 2007 |
| Chip Sanders, DAV | 9 | 2011 |
| Peyton Ford, UNCG | 9 | 2011 |
| Sven Lissek, FUR | 9 | 2013 |
| Jonny Sutherland, ETSU | 9 | 2016 |
| Jonny Sutherland, ETSU | 9 | 2017 |

* NCAA record

CAREER

GOALS

| Name, School | Goals | Years |
|---------------------------|-------|---------|
| 1. Thompson Usiyan, APP* | 109 | 1977-80 |
| 2. Alejandro Moreno, UNCG | 65 | 1998-01 |
| 3. John Barry Nusum, FUR | 61 | 1998-01 |
| Randi Patterson, UNCG | 61 | 2003-06 |
| 5. Mark Schwartz, APP | 54 | 1979-82 |
| 6. Chris Thomas, Elon | 53 | 2009-12 |
| 7. Andrew Burr, FUR | 50 | 1987-90 |
| 8. Jordy Broder, APP | 49 | 1998-01 |
| 9. Robert Clarke, DAV | 45 | 1993-96 |
| 10. Scott Broderick, FUR | 44 | 1984-87 |
| Siggie Eyjolfsson, UNCG | 44 | 1997-98 |
| 12. David Terry, APP | 43 | 1989-92 |
| 13. Jeremy McClure, GSU | 41 | 1996-99 |
| Chris Norbert, DAV | 41 | 1998-01 |
| 15. Andy Zulauf, MAR | 39 | 1981-85 |
| 16. Will Bagrou, MER | 37 | 2014-17 |
| 17. Fred Allner, VMI | 36 | 1973-76 |
| Ryan Higginbotham, FUR | 36 | 1994-97 |
| 19. Jeff Jones, FUR | 34 | 1984-87 |
| Jeff Shavelson, FUR | 34 | 1993-96 |

ASSISTS

| Name, School | Assists | Years |
|------------------------|---------|---------|
| 1. Chris Goos, UNCG | 53 | 1999-02 |
| 2. Rob Wilcher, APP | 46 | 1982-85 |
| 3. Daniel Alvarez, FUR | 41 | 1996-99 |
| Scott Jones, UNCG | 41 | 2002-06 |

| | | |
|-------------------------|----|---------|
| 5. Mark Schwartz, APP | 39 | 1979-82 |
| Chris Sklar, GSU | 39 | 1994-97 |
| John Barry Nusum, FUR | 39 | 1998-01 |
| 8. Thompson Usiyan, APP | 37 | 1977-80 |
| 9. Jeff Jones, FUR | 33 | 1984-87 |
| 10. Jason Russell, GSU | 30 | 1995-98 |
| 11. Sergei Raad, FUR | 29 | 2000-02 |
| 12. Keith Layne, APP | 28 | 1977-80 |
| John Ritchie, CIT | 28 | 1987-90 |
| 14. Andy Zulauf, MAR | 27 | 1981-85 |
| John Nedd, APP | 27 | 1982-85 |
| Kenny Bundy, UNCG | 27 | 1999-02 |
| 17. Stephen Todd, FUR | 26 | 1983-86 |
| Osian Roberts, FUR | 26 | 1985-88 |
| 19. Mike Freno, FUR | 25 | 1993-96 |
| Alejandro Moreno, UNCG | 25 | 1998-01 |

POINTS

| Name, School | Points | Years |
|-----------------------------|--------|---------|
| 1. Thompson Usiyan, APP* | 255 | 1977-80 |
| 2. John Barry Nusum, FUR | 161 | 1998-01 |
| 3. Alejandro Moreno, UNCG | 155 | 1998-01 |
| 4. Mark Schwartz, APP | 147 | 1979-82 |
| 5. Randi Patterson, UNCG | 141 | 2003-06 |
| 6. Chris Goos, UNCG | 139 | 1999-02 |
| 7. Andrew Burr, FUR | 119 | 1987-90 |
| 8. Jordy Broder, APP | 117 | 1998-01 |
| 9. Chris Thomas, Elon | 116 | 2009-12 |
| 10. Siggie Eyjolfsson, UNCG | 109 | 1997-98 |
| 11. Andy Zulauf, MAR | 105 | 1981-85 |
| 12. Scott Broderick, FUR | 104 | 1984-87 |
| 13. David Terry, APP | 103 | 1989-92 |
| 14. Jeff Jones, FUR | 101 | 1984-87 |
| 15. Robert Clarke, DAV | 99 | 1993-96 |
| Chris Norbert, DAV | 99 | 1998-01 |
| 17. Jeremy McClure, GSU | 96 | 1996-99 |
| 18. John Nedd, APP | 93 | 1982-85 |
| 19. Jason Russell, GSU | 90 | 1995-98 |
| Will Bagrou, MER | 90 | 2014-17 |

GOALS-AGAINST AVERAGE

(min. 2000 minutes; ties resolved)

| Name, School | GAA | GA | Min. | Years |
|---------------------------|------|----|-------|---------|
| 1. Sven Lissek, FUR | 0.71 | 44 | 5,595 | 2012-15 |
| 2. Scott Blount, FUR | 0.81 | 57 | 6,363 | 1997-01 |
| 3. Bryan Amos, FUR | 0.81 | 48 | 5,347 | 2004-07 |
| 4. Jon Milligan, UNCG | 0.84 | 38 | 4,054 | 2015-18 |
| 5. Clint Irwin, Elon | 0.89 | 49 | 4,976 | 2007-10 |
| 6. Ronnie Pascale, FUR | 0.93 | 67 | 6,504 | 1995-98 |
| 7. Jonny Sutherland, ETSU | 0.94 | 57 | 5,432 | 2015-17 |
| 8. Keith Wiggans, COFC | 0.99 | 63 | 5,747 | 2001-04 |
| 9. Jeremy Booth, MER | 1.00 | 41 | 3,701 | 2015-17 |
| 10. Alex Maslow, FUR | 1.00 | 46 | 4,146 | 2001-04 |
| 11. Jay Benfield, UNCG | 1.01 | 60 | 5,325 | 2002-05 |
| 12. Alec Kann, FUR | 1.03 | 69 | 6,036 | 2008-11 |
| 13. Ben Hale, FUR | 1.03 | 55 | 4,793 | 2017-20 |
| 14. Collin Taylor, APP | 1.04 | 43 | 3,715 | 2008-11 |
| 15. Danny Free, APP | 1.06 | 59 | 5,022 | 2010-13 |
| 16. Nathan Kipp, UNCG | 1.07 | 38 | 3,199 | 1998-99 |
| 17. Joe Wichmann, WOF | 1.08 | 32 | 2,661 | 2013-16 |
| 19. Josh Perryman, ETSU | 1.10 | 52 | 4,246 | 2018-21 |
| 18. John Dee, FUR | 1.14 | 80 | 6,339 | 1986-89 |
| 19. Pat Woodward, DAV | 1.15 | 38 | 2,980 | 1980-83 |
| 20. JR DeRose, MER | 1.21 | 64 | 4,745 | 2016-20 |

SAVES

| Name, School | Saves | Years |
|------------------------|-------|---------|
| 1. Mark Taylor, MAR | 583 | 1987-90 |
| 2. Steve Weishuhn, CIT | 520 | 1978-81 |
| 3. Jason Hockstra, APP | 369 | 1992-95 |
| 4. Peter Arciero, FUR | 366 | 1978-81 |



SOCON INDIVIDUAL, TEAM RECORDS



| | | |
|-------------------------|-----|---------|
| 5. Broden Schull, VMI | 327 | 2018-21 |
| 6. Peyton Ford, UNCG | 308 | 2009-12 |
| 7. Taylor Saxe, ELON | 304 | 2003-06 |
| 8. Ryan Payne, MAR | 298 | 1991-94 |
| 9. Tim Boarman, GSU | 291 | 1992-94 |
| 10. Mike Burrell, GSU | 280 | 1994-97 |
| 11. Tim Smith, FUR | 279 | 1981-84 |
| 12. Soren Johnson, DAV | 273 | 1999-02 |
| 13. Keith Wiggans, CofC | 269 | 2001-04 |
| 14. Steve Knowles, APP | 268 | 1978-81 |
| 15. Ronnie Pascale, FUR | 267 | 1995-98 |
| Garret Lazenby, GSU | 267 | 1999-02 |
| 17. Adam Webb, GSU | 255 | 2003-06 |
| 18. Scott Blount, FUR | 254 | 1997-01 |
| 19. Alex Deegan, DAV | 249 | 1992-95 |
| 20. Daniel Wilson, WOF | 248 | 1997-99 |

SHUTOUTS

| Name, School | Shutouts | Years |
|------------------------|----------|---------|
| 1. Ronnie Pascale, FUR | 34 | 1995-98 |
| 2. Sven Lissek, FUR | 28 | 2012-14 |
| 3. Scott Blount, FUR | 27 | 1997-01 |
| 4. Keith Wiggans, CofC | 23 | 2001-04 |
| Jonny Sutherland, ETSU | 23 | 2015-17 |
| 6. Clint Irwin, Elon | 22 | 2007-10 |
| 7. Bryan Amos, FUR | 21 | 2004-07 |
| Peyton Ford, UNCG | 21 | 2009-12 |
| 9. Ed Stein, FUR | 20 | 1989-92 |
| Soren Johnson, DAV | 20 | 1999-02 |
| 11. Steve Knowles, APP | 19 | 1978-81 |
| 12. Alec Kann, FUR | 18 | 2008-11 |
| Jeremy Booth, MER | 18 | 2015-17 |
| Ben Hale, FUR | 18 | 2017-20 |
| 15. Mike Shephard, APP | 17 | 1974-77 |
| Steve Weishuhn, CIT | 17 | 1978-81 |
| Adam Lee, APP | 17 | 1983-86 |
| John Dee, FUR | 17 | 1986-89 |
| Chip Sanders, DAV | 17 | 2008-11 |
| Jon Milligan, UNCG | 17 | 2015-18 |

* NCAA record

TEAM

MOST GOALS

Match – 22, Appalachian State vs. Chattanooga, 1980

Season – 105, Appalachian State, 1980

FEWEST GOALS

Season – 2, Western Carolina, 1983

WINS

Wins in a season – 21, Furman, 1999

Conference wins in a season – 8, Appalachian State, 1980 and 1981; Furman, 1999-2002; Mercer, 2014

WINNING PERCENTAGE

Highest overall winning percentage – 1.000, Appalachian State, 1975 (12-0)

Highest conference winning percentage – 1.000, Furman, 15 times ('83, '84, '85, '86, '97, '88, '91, '92, '93, '96, '99, '00, '01, '02, '07); Appalachian State, 8 times ('75, '77, '78, '79, '80, '81, '84, '89); Davidson, 1 time (1971); Elon, 1 time (2008)



YEARLY INDIVIDUAL LEADERS



Points

| Year | Name, school | Points |
|---------|------------------------|--------|
| 1977 | Thompson Usiyan, APP | 51 |
| 1978 | Thompson Usiyan, APP | 78 |
| 1979 | Kingsley Esabamen, APP | 43 |
| 1980 | Thompson Usiyan, APP | 109 |
| 1981 | Mark Schwartz, APP | 45 |
| 1982 | Mark Schwartz, APP | 35 |
| 1983 | Scott Anderson, APP | 34 |
| 1984 | John Nedd, APP | 35 |
| 1985 | Rod Underwood, FUR | 32 |
| 1986 | Scott Broderick, FUR | 24 |
| 1987 | Mike Friedlander, DAV | 28 |
| 1988 | Osian Roberts, FUR | 35 |
| 1989 | Andrew Burr, FUR | 45 |
| 1990 | Andrew Burr, FUR | 40 |
| 1991 | Kurt Mueller, MAR | 31 |
| 1992 | Rob Ukrop, DAV | 72 |
| 1993 | Jay Weyer, FUR | 37 |
| 1994 | Jay Lane, APP | 36 |
| 1995 | Robert Clark, DAV | 38 |
| 1996 | Ryan Higginbotham, FUR | 44 |
| 1997 | Siggi Eyjolfsson, UNCG | 44 |
| 1998 | Siggi Eyjolfsson, UNCG | 65 |
| 1999 | Alejandro Moreno, UNCG | 45 |
| 2000 | John Barry Nusum, FUR | 48 |
| 2001 | Chris Norbet, DAV | 42 |
| 2002 | Chris Goos, UNCG | 60 |
| 2003 | Tony Moffat, GSU | 24 |
| | Randi Patterson, UNCG | 24 |
| 2004 | Randi Patterson, UNCG | 46 |
| 2005 | Randi Patterson, UNCG | 44 |
| 2006 | Jeremy Gold, CofC | 29 |
| 2007 | Kareem Yearwood, CofC | 29 |
| | Thomas Campbell, UNCG | 29 |
| 2008 | Justin Wyatt, Elon | 33 |
| 2009 | Charlie Reiter, DAV | 32 |
| 2010 | Hakan Ilhan, UNCG | 31 |
| 2011 | Luigi Clendening, GSU | 31 |
| 2012 | Chris Thomas, Elon | 51 |
| 2013 | Jason Waterman, Elon | 31 |
| 2014 | Will Bagrou, MER | 29 |
| 2015 | Jacques Francois, UNCG | 26 |
| 2016 | Damieon Thomas, UNCG | 24 |
| 2017 | Will Bagrou, MER | 27 |
| 2018 | Trevor Martineau, MER | 25 |
| 2019 | Trevor Martineau, MER | 38 |
| 2020-21 | Mani Austmann, UNCG | 18 |
| | Theo Collomb, UNCG | 18 |
| 2021 | Theo Collomb, UNCG | 35 |

Goals

| Year | Name, school | Goals |
|------|------------------------|-------|
| 1977 | Thompson Usiyan, APP | 22 |
| 1978 | Thompson Usiyan, APP | 34 |
| 1979 | Kingsley Esabamen, APP | 18 |
| 1980 | Thompson Usiyan, APP | 46 |
| 1981 | Mark Schwartz, APP | 20 |
| 1982 | Andy Zulauf, MAR | 12 |
| 1983 | Scott Anderson, APP | 14 |
| 1984 | Scott Broderick, FUR | 15 |
| 1985 | Rod Underwood, FUR | 14 |
| 1986 | Scott Broderick, FUR | 10 |

| | | |
|---------|------------------------|----|
| 1987 | Mike Friedlander, DAV | 12 |
| 1988 | Osian Roberts, FUR | 15 |
| 1989 | Andrew Burr, FUR | 20 |
| 1990 | Andrew Burr, FUR | 19 |
| 1991 | Kurt Mueller, MAR | 12 |
| | David Terry, APP | 12 |
| 1992 | Rob Ukrop, DAV | 31 |
| 1993 | Jay Weyer, FUR | 14 |
| 1994 | Jay Lane, APP | 17 |
| 1995 | Robert Clarke, DAV | 18 |
| 1996 | Ryan Higginbotham, FUR | 19 |
| 1997 | Siggi Eyjolfsson, UNCG | 18 |
| 1998 | Siggi Eyjolfsson, UNCG | 26 |
| 1999 | Alejandro Moreno, UNCG | 19 |
| 2000 | John Barry Nusum, FUR | 18 |
| 2001 | Chris Norbet, DAV | 19 |
| 2002 | Chris Goos, UNCG | 20 |
| 2003 | Randi Patterson, UNCG | 11 |
| 2004 | Randi Patterson, UNCG | 19 |
| 2005 | Randi Patterson, UNCG | 18 |
| 2006 | Randi Patterson, UNCG | 13 |
| 2007 | Kareem Yearwood, CofC | 13 |
| | Thomas Campbell, UNCG | 13 |
| 2008 | Justin Wyatt, Elon | 13 |
| 2009 | Charlie Reiter, DAV | 12 |
| 2010 | Hakan Ilhan, UNCG | 12 |
| 2011 | Luigi Clendening, GSU | 13 |
| 2012 | Chris Thomas, Elon | 23 |
| 2013 | Jason Waterman, Elon | 12 |
| 2014 | Will Bagrou, MER | 12 |
| 2015 | Fletcher Ekern, ETSU | 10 |
| 2016 | Fletcher Ekern, ETSU | 9 |
| | Lewis Hawke, FUR | 9 |
| 2017 | Will Bagrou, MER | 12 |
| 2018 | Danny Barlow, ETSU | 9 |
| | Trevor Martineau, MER | 9 |
| | Emery May, FUR | 9 |
| 2019 | Trevor Martineau, MER | 14 |
| 2020-21 | Theo Collomb, UNCG | 8 |
| 2021 | Theo Collomb, UNCG | 15 |

Assists

| Year | Name, school | Assists |
|------|----------------------|---------|
| 1977 | Thompson Usiyan, APP | 7 |
| 1978 | Thompson Usiyan, APP | 10 |
| 1979 | Keith Layne, APP | 8 |
| 1980 | Thompson Usiyan, APP | 17 |
| 1981 | Andy Zulauf, MAR | 10 |
| 1982 | Mark Schwartz, APP | 13 |
| 1983 | Tony Cabrales, DAV | 10 |
| 1984 | Rob Wilcher, APP | 20 |
| 1985 | Sean Fouts, MAR | 9 |
| 1986 | Osian Roberts, FUR | 8 |
| 1987 | Jeff Jones, FUR | 10 |
| 1988 | Andrew Burr, FUR | 10 |
| 1989 | Carlos Lee, APP | 9 |
| 1990 | Kurt Mueller, MAR | 8 |
| 1991 | Richard Hughes, FUR | 9 |
| | Andrew Zorovich, FUR | 9 |
| 1992 | John Sampers, DAV | 13 |
| 1993 | Shawn Sizemore, MAR | 10 |
| | Trey Kirby, VMI | 10 |
| | Kevin Turner, APP | 10 |

| | | |
|---------|------------------------|----|
| 1994 | John Sampers, DAV | 10 |
| 1995 | Nick Troiano, DAV | 7 |
| | Chris Sklar, GSU | 7 |
| | Ian O'Brien, DAV | 7 |
| | Naoshi Yamauchi, APP | 7 |
| 1996 | Chris Sklar, GSU | 18 |
| 1997 | Shiloh Tisdale, CIT | 13 |
| 1998 | Matt Farris, UNCG | 14 |
| 1999 | Daniel Alvarez, FUR | 16 |
| 2000 | McNeil Cronin, FUR | 15 |
| 2001 | Chris Goos, UNCG | 12 |
| 2002 | Chris Goos, UNCG | 20 |
| 2003 | Scott Jones, UNCG | 11 |
| 2004 | Troy Lesesne, CofC | 10 |
| 2005 | Scott Jones, UNCG | 14 |
| 2006 | Corey Luger, APP | 11 |
| 2007 | Patrick Murray, FUR | 13 |
| 2008 | Arie Muniz, APP | 7 |
| | Justin Wyatt, Elon | 7 |
| 2009 | Charlie Reiter, DAV | 8 |
| 2010 | Sean de Silva, CofC | 9 |
| 2011 | Daniel Hojaij, FUR | 8 |
| 2012 | Martin Ontiveros, FUR | 9 |
| 2013 | Billy Padula, WOF | 11 |
| 2014 | Nestor Jaramillo, WOF | 6 |
| 2015 | Jacques Francois, UNCG | 11 |
| 2016 | Cameron Woodfin, ETSU | 12 |
| 2017 | Danny Kierath, FUR | 8 |
| 2018 | Roberto Arteaga, MER | 8 |
| | Leo Toldeo Jr., MER | 8 |
| 2019 | Trevor Martineau, MER | 10 |
| 2020-21 | Niccolo Dagnoni, BEL | 4 |
| | Josh Hosie, FUR | 4 |
| | Jack Shaw, BEL | 4 |
| | Mani Austmann, UNCG | 4 |
| 2021 | Niccolo Dagnoni, BEL | 11 |

Shots

| Year | Name, school | Shots |
|------|------------------------|-------|
| 1997 | Siggi Eyjolfsson, UNCG | 70 |
| 1998 | Siggi Eyjolfsson, UNCG | 97 |
| 1999 | John Barry Nusum, FUR | 78 |
| 2000 | John Barry Nusum, FUR | 84 |
| 2001 | John Barry Nusum, FUR | 73 |
| 2002 | Chris Goos, UNCG | 87 |
| 2003 | Tony Moffat, GSU | 87 |
| 2004 | Randi Patterson, UNCG | 73 |
| 2005 | Randi Patterson, UNCG | 78 |
| 2006 | Randi Patterson, UNCG | 74 |
| 2007 | Thomas Campbell, UNCG | 79 |
| 2008 | Justin Wyatt, Elon | 55 |
| 2009 | Charlie Reiter, DAV | 71 |
| 2010 | Hakan Ilhan, DAV | 73 |
| 2011 | Gabe Latigue, Elon | 69 |
| 2012 | Chris Thomas, Elon | 82 |
| 2013 | Jason Waterman, Elon | 62 |
| 2014 | Joao Ramalho, ETSU | 83 |
| 2015 | James Smith, ETSU | 56 |
| | Jacques Francois, UNCG | 56 |
| 2016 | Damieon Thomas, UNCG | 61 |
| 2017 | Laurence Wyke, FUR | 54 |
| 2018 | Trevor Martineau, MER | 54 |
| 2019 | Dawson Gideon, MER | 61 |



YEARLY INDIVIDUAL LEADERS



| | | |
|---------|--------------------|----|
| 2020-21 | Theo Collomb, UNCG | 48 |
| 2021 | Theo Collomb | 68 |

Points per game

| Year | Name, school | Avg |
|---------|------------------------|------|
| 1977 | Thompson Usiyan, APP | 3.64 |
| 1978 | Thompson Usiyan, APP | 6.00 |
| 1979 | Kingsley Esabamen, APP | 3.07 |
| 1980 | Thompson Usiyan, APP | 6.41 |
| 1981 | Mark Schwartz, APP | 2.81 |
| 1982 | Mark Schwartz, APP | 1.84 |
| 1983 | Scott Anderson, APP | 1.89 |
| 1984 | Tom Shearer, CIT | 2.43 |
| 1985 | Rod Underwood, FUR | 1.52 |
| 1986 | Scott Laskowitz, MAR | 1.28 |
| 1987 | Jeff Jones, FUR | 1.37 |
| 1988 | Andrew Burr, FUR | 1.94 |
| 1989 | Andrew Burr, FUR | 2.50 |
| 1990 | Andrew Burr, FUR | 2.22 |
| 1991 | Kurt Mueller, MAR | 1.72 |
| 1992 | Rob Ukrop, DAV | 2.67 |
| 1993 | Jay Weyer, FUR | 1.95 |
| 1994 | Geoff Blum, VMI | 1.73 |
| 1995 | Robert Clark, DAV | 1.58 |
| 1996 | Ryan Higginbotham, FUR | 2.09 |
| 1997 | Siggi Eyjolfsson, UNCG | 2.20 |
| 1998 | Siggi Eyjolfsson, UNCG | 2.71 |
| 1999 | Alejandro Moreno, UNCG | 2.25 |
| 2000 | John Barry Nusum, FUR | 2.18 |
| 2001 | Chris Norbet, DAV | 2.21 |
| 2002 | Chris Goos, UNCG | 2.73 |
| 2003 | Tony Moffat, GSU | 1.33 |
| 2004 | Randi Patterson, UNCG | 2.00 |
| 2005 | Randi Patterson, UNCG | 1.91 |
| 2006 | Jeremy Gold, CofC | 1.61 |
| 2007 | Kareem Yearwood, CofC | 1.53 |
| 2008 | Justin Wyatt, Elon | 1.65 |
| 2009 | Charlie Reiter, DAV | 1.78 |
| 2010 | Hakan Ilhan, UNCG | 1.48 |
| 2011 | Luigi Clendening, GSU | 1.82 |
| 2012 | Chris Thomas, Elon | 2.32 |
| 2013 | Connor Davis, WOF | 1.42 |
| 2014 | Will Bagrou, MER | 1.38 |
| 2015 | Jacques Francois, UNCG | 1.37 |
| 2016 | Damieon Thomas, UNCG | 1.20 |
| 2017 | Will Bagrou, MER | 1.29 |
| 2018 | Trevor Martineau, MER | 1.39 |
| 2019 | Trevor Martineau, MER | 1.81 |
| 2020-21 | Mani Austmann, UNCG | 1.38 |
| 2021 | Theo Collomb | 2.06 |

Goals per game

| Year | Name, school | Avg |
|------|------------------------|------|
| 1977 | Thompson Usiyan, APP | 1.57 |
| 1978 | Thompson Usiyan, APP | 2.62 |
| 1979 | Kingsley Esabamen, APP | 1.29 |
| 1980 | Thompson Usiyan, APP | 2.71 |
| 1981 | Mark Schwartz, APP | 1.25 |
| 1982 | Tom Shearer, CIT | 0.67 |
| 1983 | Scott Anderson, APP | 0.78 |
| 1984 | Tom Shearer, CIT | 1.00 |
| 1985 | Rod Underwood, FUR | 0.67 |
| 1986 | Scott Broderick, FUR | 0.53 |

| | | |
|---------|------------------------|------|
| 1987 | Mike Friedlander, DAV | 0.57 |
| 1988 | Osian Roberts, FUR | 0.83 |
| 1989 | Andrew Burr, FUR | 1.11 |
| 1990 | Andrew Burr, FUR | 1.06 |
| 1991 | Kurt Mueller, MAR | 0.67 |
| | David Terry, APP | 0.67 |
| 1992 | Rob Ukrop, DAV | 1.15 |
| 1993 | Jay Weyer, FUR | 0.74 |
| 1994 | Jay Lane, APP | 0.81 |
| 1995 | Robert Clarke, DAV | 0.75 |
| 1996 | Ryan Higginbotham, FUR | 0.91 |
| 1997 | Siggi Eyjolfsson, UNCG | 0.90 |
| 1998 | Siggi Eyjolfsson, UNCG | 1.08 |
| 1999 | Alejandro Moreno, UNCG | 0.95 |
| 2000 | Jordy Broder, APP | 0.89 |
| 2001 | Chris Norbet, DAV | 1.00 |
| 2002 | Chris Goos, UNCG | 0.91 |
| 2003 | Randi Patterson, UNCG | 0.55 |
| 2004 | Randi Patterson, UNCG | 0.83 |
| 2005 | Randi Patterson, UNCG | 0.78 |
| 2006 | Jeremy Gold, CofC | 0.67 |
| 2007 | Kareem Yearwood, CofC | 0.68 |
| 2008 | Justin Wyatt, Elon | 0.65 |
| 2009 | Charlie Reiter, DAV | 0.67 |
| 2010 | Hakan Ilhan, UNCG | 0.57 |
| 2011 | Luigi Clendening, GSU | 0.76 |
| 2012 | Chris Thomas, Elon | 1.05 |
| 2013 | Connor Davis, WOF | 0.58 |
| 2014 | Joao Ramalho, ETSU | 0.61 |
| 2015 | Fletcher Ekern, ETSU | 0.53 |
| 2016 | Lewis Hawke, FUR | 0.53 |
| 2017 | Will Bagrou, MER | 0.57 |
| 2018 | Danny Barlow, ETSU | 0.53 |
| 2019 | Trevor Martineau, MER | 0.67 |
| 2020-21 | Fernando Garcia, UNCG | 0.62 |
| 2021 | Theo Collomb | 0.88 |

Assists per game

| Year | Name, school | Avg |
|------|----------------------|------|
| 1977 | Thompson Usiyan, APP | 0.50 |
| 1978 | Thompson Usiyan, APP | 0.77 |
| 1979 | Keith Layne, APP | 0.53 |
| 1980 | Thompson Usiyan, APP | 1.00 |
| 1981 | Andy Zulauf, MAR | 0.63 |
| 1982 | Mark Schwartz, APP | 0.68 |
| 1983 | Tony Cabrales, DAV | 0.50 |
| 1984 | Rob Wilcher, APP | 0.95 |
| 1985 | Sean Fouts, MAR | 0.50 |
| 1986 | Andy Malcolm, FUR | 0.47 |
| 1987 | Jeff Jones, FUR | 0.53 |
| 1988 | Andrew Burr, FUR | 0.53 |
| 1989 | Carlos Lee, APP | 0.45 |
| 1990 | Powell Williams, CIT | 0.55 |
| 1991 | Andrew Zorovich, FUR | 0.45 |
| 1992 | Steen Larsen, GSU | 0.50 |
| 1993 | Shawn Sizemore, MAR | 0.55 |
| | Kevin Turner, APP | 0.55 |
| 1994 | Trey Kirby, VMI | 0.53 |
| 1995 | Naoshi Yamauchi, APP | 0.37 |
| 1996 | Chris Sklar, GSU | 0.78 |
| 1997 | Andy Crotts, CIT | 0.58 |
| 1998 | Matt Farris, UNCG | 0.56 |
| 1999 | Daniel Alvarez, FUR | 0.70 |

| | | |
|---------|------------------------|------|
| 2000 | McNeil Cronin, FUR | 0.65 |
| 2001 | Jonathan Rios, VMI | 0.61 |
| 2002 | Chris Goos, UNCG | 0.91 |
| 2003 | Scott Jones, UNCG | 0.55 |
| 2004 | Jeremy Gold, CofC | 0.42 |
| 2005 | Scott Jones, UNCG | 0.61 |
| 2006 | Corey Luggar, APP | 0.58 |
| 2007 | Patrick Murray, FUR | 0.57 |
| 2008 | Zach Prince, CofC | 0.40 |
| 2009 | Charlie Reiter, DAV | 0.44 |
| 2010 | Sean de Silva, CofC | 0.47 |
| 2011 | Daniel Hojaij, FUR | 0.36 |
| 2012 | Martin Ontiveros, FUR | 0.47 |
| 2013 | Billy Padula, WOF | 0.58 |
| 2014 | Nestor Jaramillo, WOF | 0.33 |
| 2015 | Jacques Francois, UNCG | 0.53 |
| 2016 | Cameron Woodfin, ETSU | 0.63 |
| 2017 | Danny Kierath, FUR | 0.40 |
| 2018 | Roberto Arteaga, MER | 0.47 |
| 2019 | Trevor Martineau, MER | 0.48 |
| 2020-21 | Josh Hosie, FUR | 0.40 |
| | Niccolo Dagnoni, BEL | 0.40 |
| 2021 | Niccolo Dagnoni, BEL | 0.58 |

Shots per game

| Year | Name, school | Avg |
|---------|------------------------|------|
| 1997 | Siggi Eyjolfsson, UNCG | 3.50 |
| 1998 | Siggi Eyjolfsson, UNCG | 4.04 |
| 1999 | Alejandro Moreno, UNCG | 3.75 |
| 2000 | Alejandro Moreno, UNCG | 4.21 |
| 2001 | Jordy Broder, APP | 3.62 |
| 2002 | Chris Goos, UNCG | 3.95 |
| 2003 | Tony Moffat, GSU | 4.83 |
| 2004 | Richard Jata, FUR | 3.35 |
| 2005 | Randi Patterson, UNCG | 4.00 |
| 2006 | Jeremy Gold, CofC | 3.72 |
| 2007 | Thomas Campbell, UNCG | 3.76 |
| 2008 | Jon Cox, GSU | 3.13 |
| 2009 | Charlie Reiter, DAV | 3.94 |
| 2010 | Sean de Silva, CofC | 3.74 |
| 2011 | Sean de Silva, CofC | 3.61 |
| 2012 | Chris Thomas, Elon | 3.73 |
| 2013 | Martin Ontiveros, FUR | 3.11 |
| 2014 | Joao Ramalho, ETSU | 4.61 |
| 2015 | Joao Ramalho, ETSU | 3.33 |
| 2016 | Damieon Thomas, UNCG | 3.05 |
| 2017 | Laurence Wyke, FUR | 3.00 |
| 2018 | Danny Barlow, ETSU | 3.12 |
| 2019 | Adrian Roseth, WOF | 3.11 |
| 2020-21 | Adrian Roseth, WOF | 4.22 |
| 2021 | Theo Collomb | 4.00 |

Game-winning goals

| Year | Name, school | GWG |
|------|------------------------|-----|
| 1997 | Jeremy McClure, GSU | 5 |
| 1998 | Jordy Broder, APP | 10 |
| 1999 | Unknown | |
| 2000 | Jeff Files, CofC | 4 |
| | Alejandro Moreno, UNCG | 4 |
| | John Barry Nusum, FUR | 4 |
| | Patrick Tanner, FUR | 4 |
| 2001 | Alejandro Moreno, UNCG | 5 |
| 2002 | Anthony Esquivel, FUR | 7 |



YEARLY INDIVIDUAL LEADERS



| | | |
|---------|-------------------------|---|
| 2003 | Nick Hansell, Davidson | 6 |
| 2004 | Ben Hollingsworth, CofC | 6 |
| 2005 | Randi Patterson, UNCG | 7 |
| 2006 | Scott Jones, UNCG | 5 |
| 2007 | Kareem Yearwood, CofC | 6 |
| 2008 | Antonio Harley, APP | 4 |
| | Erfan Imeni, Elon | 4 |
| 2009 | Charlie Reiter, DAV | 4 |
| | Justin Wyatt, Elon | 4 |
| 2010 | Sean de Silva, CofC | 4 |
| | Alex Caskey, DAV | 4 |
| | Hakan Ilhan, UNCG | 4 |
| 2011 | Luigi Clendening, GSU | 4 |
| | Hakan Ilhan, GSU | 4 |
| 2012 | Chris Thomas, Elon | 9 |
| 2013 | Bobby Edet, FUR | 4 |
| | Valeriy Sviderskiy, DAV | 4 |
| 2014 | Will Bagrou, MER | 5 |
| 2015 | Conner Antley, MER | 3 |
| | Jordan Duru, MER | 3 |
| | Will Puckett, WOF | 3 |
| 2016 | Kyle Nelson, WOF | 3 |
| | Cameron Woodfin, ETSU | 3 |
| | Fletcher Ekern, ETSU | 3 |
| | Damieon Thomas, UNCG | 3 |
| | Jordan Duru, MER | 3 |
| 2017 | Will Bagrou, MER | 4 |
| 2018 | Laurence Wyke, FUR | 5 |
| | Trevor Martineau, MER | 5 |
| 2019 | Trevor Martineau, MER | 5 |
| 2020-21 | Shaun-Chris Joash, FUR | 3 |
| | Jake Raine, FUR | 3 |
| | AJ Chastonay, BEL | 3 |
| | Mani Austmann, UNCG | 3 |
| 2021 | AJ Chastonay, BEL | 7 |

| | | |
|---------|-----------------------|-----|
| 2012 | Nathan Dean, Elon | 84 |
| 2013 | Neal Bates, GSU | 117 |
| 2014 | Greg Ranjitsingh, MER | 106 |
| 2015 | Alex Guerra, VMI | 127 |
| 2016 | Robert Allen, VMI | 98 |
| 2017 | Jon Harrington, VMI | 70 |
| 2018 | Broden Schull, VMI | 121 |
| 2019 | Broden Schull, VMI | 118 |
| 2020-21 | Broden Schull, VMI | 82 |
| 2021 | Broden Schull, VMI | 99 |

Saves per game

| Year | Name, school | Saves |
|---------|-----------------------|-------|
| 2000 | Joshua Clayman, CIT | 5.83 |
| 2001 | John Simmons, VMI | 5.67 |
| 2002 | Zach Vogt, WOF | 6.93 |
| 2003 | Philip Cavicchia, APP | 5.26 |
| 2004 | Alex Maslow, FUR | 5.00 |
| 2005 | Joey Taylor, WOF | 6.31 |
| 2006 | Adam Webb, GSU | 4.50 |
| 2007 | Joey Ralph, GSU | 5.22 |
| 2008 | Collin Taylor, APP | 4.82 |
| 2009 | Peyton Ford, UNCG | 6.57 |
| 2010 | Ryan Platt, GSU | 4.73 |
| 2011 | Ryan Platt, GSU | 5.53 |
| 2012 | Neal Bates, GSU | 5.82 |
| 2013 | Neal Bates, GSU | 6.16 |
| 2014 | Alex Guerra, VMI | 6.86 |
| 2015 | Alex Guerra, VMI | 6.68 |
| 2016 | Robert Allen, VMI | 7.00 |
| 2017 | Robert Allen, VMI | 6.20 |
| 2018 | Broden Schull, VMI | 6.72 |
| 2019 | Broden Schull, VMI | 6.94 |
| 2020-21 | Broden Schull, VMI | 7.45 |
| 2021 | Broden Schull, VMI | 5.50 |

Shutouts

| Year | Name, school | Shutouts |
|------|------------------------|----------|
| 1998 | Ronnie Pascale, FUR | 11 |
| 1999 | Scott Blount, FUR | 9 |
| 2000 | Scott Blount, FUR | 8 |
| 2001 | Scott Blount, FUR | 5 |
| 2002 | Alex Maslow, FUR | 9 |
| 2003 | Keith Wiggans, CofC | 9 |
| 2004 | Keith Wiggans, CofC | 9 |
| 2005 | Jay Benfield, UNCG | 9 |
| 2006 | Bryan Amos, FUR | 8 |
| 2007 | Bryan Amos, FUR | 10 |
| 2008 | Collin Taylor, APP | 4 |
| | Clint Irwin, Elon | 4 |
| | Nate Berry, UNCG | 4 |
| 2009 | Clint Irwin, Elon | 10 |
| 2010 | Alec Kann, FUR | 7 |
| 2011 | Chip Sanders, DAV | 9 |
| | Peyton Ford, UNCG | 9 |
| 2012 | Nathan Dean, Elon | 7 |
| 2013 | Sven Lissek, FUR | 9 |
| 2014 | Sven Lissek, FUR | 12 |
| 2015 | Jeremy Booth, FUR | 8 |
| 2016 | Jonny Sutherland, ETSU | 9 |
| 2017 | Jonny Sutherland, ETSU | 9 |
| 2018 | Ben Hale, FUR | 8 |

| | | |
|---------|---------------------|---|
| 2019 | JR DeRose, MER | 6 |
| 2020-21 | Josh Perryman, ETSU | 5 |
| 2021 | Drew Romig, BEL | 7 |

Goals against average

| Year | Name, school | GAA |
|---------|------------------------|------|
| 1988 | John Dee, FUR | 0.84 |
| 1989 | Unknown | |
| 1990 | Ashley Good, APP | 1.27 |
| 1991 | Ed Stein, FUR | 0.90 |
| 1992 | Ed Stein, FUR | 1.37 |
| 1993 | Steve Ahn, FUR | 1.64 |
| | Neal Andrews, DAV | 1.64 |
| 1994 | Tim Boarman, GSU | 1.38 |
| 1995 | Ronnie Pascale, FUR | 0.95 |
| 1996 | Richard Orrick, MAR | 0.90 |
| 1997 | Ronnie Pascale, FUR | 0.77 |
| 1998 | Ronnie Pascale, FUR | 0.71 |
| 1999 | Scott Blount, FUR | 0.68 |
| 2000 | Scott Blount, FUR | 0.86 |
| 2001 | Scott Blount, FUR | 0.87 |
| 2002 | Alex Maslow, FUR | 0.63 |
| 2003 | Keith Wiggans, CofC | 0.74 |
| 2004 | Jay Benfield, UNCG | 0.99 |
| 2005 | Jay Benfield, UNCG | 0.83 |
| 2006 | Bryan Amos, FUR | 0.82 |
| 2007 | Bryan Amos, FUR | 0.58 |
| 2008 | Chris Cantrell, GSU | 0.75 |
| 2009 | Clint Irwin, Elon | 0.88 |
| 2010 | Clint Irwin, Elon | 0.72 |
| 2011 | Danny Free, APP | 0.66 |
| 2012 | Doug Ryan, FUR | 0.93 |
| 2013 | Sven Lissek, FUR | 0.64 |
| 2014 | Sven Lissek, FUR | 0.59 |
| 2015 | Jon Milligan, UNCG | 0.64 |
| 2016 | Jonny Sutherland, ETSU | 0.92 |
| 2017 | Jonny Sutherland, ETSU | 0.71 |
| 2018 | Jon Milligan, UNCG | 0.86 |
| 2019 | Brendan Pulley, UNCG | 0.99 |
| 2020-21 | Josh Perryman, ETSU | 0.92 |
| 2021 | Niclas Wild, UNCG | 0.80 |

Saves

| Year | Name, school | Saves |
|------|-----------------------|-------|
| 1988 | Mark Taylor, MAR | 152 |
| 1989 | Mark Taylor, MAR | 116 |
| 1990 | Mark Taylor, MAR | 164 |
| 1991 | Ryan Payne, MAR | 89 |
| 1992 | Tim Boarman, GSU | 111 |
| 1993 | Johnny Weekes, VMI | 122 |
| 1994 | Rob Fluhr, CIT | 111 |
| 1995 | Alex Deegan, DAV | 110 |
| 1996 | Mike Burrell, GSU | 101 |
| 1997 | David Wagner, CIT | 152 |
| 1998 | David Wagner, CIT | 102 |
| 1999 | Matt Schupp, CIT | 122 |
| 2000 | Wes Martino, CofC | 118 |
| 2001 | Garret Lazenby, GSU | 103 |
| 2002 | Zach Vogt, WOF | 104 |
| 2003 | Philip Cavicchia, APP | 100 |
| 2004 | Taylor Saxe, Elon | 99 |
| | Keith Wiggans, CofC | 99 |
| 2005 | Joey Taylor, WOF | 121 |
| 2006 | Corbin Walker, CofC | 87 |
| 2007 | Joey Taylor, WOF | 92 |
| 2008 | Collin Taylor, Elon | 82 |
| 2009 | Peyton Ford, UNCG | 92 |
| 2010 | Chip Sanders, DAV | 85 |
| 2011 | Ryan Platt, GSU | 83 |



YEARLY TEAM LEADERS



Points

| Year | School | Goals |
|---------|-----------------------|-------|
| 1997 | UNCG | 190 |
| 1998 | UNCG | 236 |
| 1999 | Unknown | |
| 2000 | Furman | 244 |
| 2001 | Furman | 202 |
| 2002 | UNCG | 224 |
| 2003 | College of Charleston | 132 |
| 2004 | UNCG | 161 |
| 2005 | UNCG | 148 |
| 2006 | UNCG | 141 |
| 2007 | Furman | 157 |
| 2008 | Furman | 108 |
| 2009 | Davidson | 107 |
| 2010 | UNCG | 103 |
| 2011 | Furman | 105 |
| 2012 | Furman | 115 |
| 2013 | Elon | 122 |
| 2014 | Wofford | 116 |
| 2015 | UNCG | 129 |
| 2016 | UNCG | 116 |
| 2017 | Furman | 117 |
| 2018 | Mercer | 120 |
| 2019 | Mercer | 124 |
| 2020-21 | UNCG | 72 |
| 2021 | UNCG | 150 |

Goals

| Year | School | Goals |
|------|-----------------------|-------|
| 1968 | Davidson | 29 |
| 1969 | Davidson | 34 |
| 1970 | Davidson | 42 |
| 1971 | Davidson | 59 |
| 1972 | Appalachian State | 51 |
| 1973 | Appalachian State | 55 |
| 1974 | Appalachian State | 78 |
| 1975 | William & Mary | 54 |
| 1976 | William & Mary | 48 |
| 1977 | The Citadel | 65 |
| 1978 | Appalachian State | 61 |
| 1979 | Appalachian State | 67 |
| 1980 | Appalachian State | 105 |
| 1981 | Davidson | 42 |
| 1982 | Marshall | 55 |
| 1983 | Appalachian State | 52 |
| 1984 | Furman | 81 |
| 1985 | Furman | 54 |
| 1986 | Furman | 57 |
| 1987 | Furman | 56 |
| 1988 | Furman | 47 |
| 1989 | Appalachian State | 45 |
| 1990 | Appalachian State | 51 |
| 1991 | Furman | 44 |
| 1992 | Davidson | 90 |
| 1993 | Furman | 62 |
| 1994 | Furman | 47 |
| 1995 | Davidson | 48 |
| 1996 | Furman | 66 |
| 1997 | UNCG | 68 |
| 1998 | UNCG | 91 |
| 1999 | Furman | 59 |
| 2000 | Furman | 76 |
| 2001 | Furman | 68 |
| 2002 | UNCG | 76 |
| 2003 | College of Charleston | 45 |
| 2004 | UNCG | 58 |
| 2005 | UNCG | 52 |
| 2006 | UNCG | 50 |
| 2007 | Furman | 52 |
| 2008 | Furman | 37 |
| 2009 | College of Charleston | 38 |
| 2010 | UNCG | 36 |
| 2011 | Furman | 35 |
| 2012 | Elon | 42 |
| 2013 | Wofford | 42 |
| 2014 | Wofford | 40 |
| 2015 | UNCG | 46 |
| 2016 | UNCG | 39 |

| | | |
|---------|--------|----|
| 2017 | Furman | 41 |
| 2018 | Mercer | 40 |
| 2019 | Furman | 41 |
| 2020-21 | UNCG | 27 |
| 2021 | UNCG | 52 |

Goals per game

| Year | School | Avg |
|---------|-----------------------|------|
| 1968 | Davidson | 2.42 |
| 1969 | Davidson | 2.83 |
| 1970 | Davidson | 3.00 |
| 1971 | Davidson | 4.54 |
| 1972 | Appalachian State | 3.40 |
| 1973 | Appalachian State | 3.93 |
| 1974 | Appalachian State | 4.88 |
| 1975 | William & Mary | 3.86 |
| 1976 | Appalachian State | 3/13 |
| 1977 | The Citadel | 4.06 |
| 1978 | Appalachian State | 4.69 |
| 1979 | Appalachian State | 4.47 |
| 1980 | Appalachian State | 6.18 |
| 1981 | Appalachian State | 2.31 |
| 1982 | Marshall | 2.89 |
| 1983 | Appalachian State | 2.89 |
| 1984 | Furman | 4.26 |
| 1985 | Furman | 2.57 |
| 1986 | Furman | 3.00 |
| 1987 | Furman | 2.95 |
| 1988 | Furman | 2.47 |
| 1989 | Furman | 2.33 |
| 1990 | VMI | 2.33 |
| 1991 | VMI | 2.18 |
| 1992 | Davidson | 3.33 |
| 1993 | Furman | 3.26 |
| 1994 | Furman | 2.24 |
| 1995 | Furman | 2.16 |
| 1996 | Furman | 3.14 |
| 1997 | UNCG | 3.24 |
| 1998 | UNCG | 3.64 |
| 1999 | Furman | 2.46 |
| 2000 | Furman | 3.30 |
| 2001 | Furman | 3.09 |
| 2002 | UNCG | 3.45 |
| 2003 | College of Charleston | 2.25 |
| 2004 | UNCG | 2.52 |
| 2005 | UNCG | 2.26 |
| 2006 | Appalachian State | 2.05 |
| 2007 | Furman | 2.26 |
| 2008 | Furman | 1.85 |
| 2009 | Davidson | 2.06 |
| 2010 | College of Charleston | 1.79 |
| 2011 | Georgia Southern | 2.00 |
| 2012 | Furman | 2.05 |
| 2013 | Wofford | 2.21 |
| 2014 | Wofford | 2.22 |
| 2015 | UNCG | 2.19 |
| 2016 | UNCG | 1.95 |
| 2017 | Furman | 2.05 |
| 2018 | Mercer | 2.22 |
| 2019 | Furman | 2.16 |
| 2020-21 | Furman | 2.10 |
| 2021 | UNCG | 2.89 |

Assists

| Year | School | Assists |
|------|-----------------------|---------|
| 1997 | Georgia Southern | 67 |
| 1998 | UNCG | 62 |
| 1999 | Unknown | |
| 2000 | Furman | 92 |
| 2001 | Furman | 66 |
| 2002 | UNCG | 72 |
| 2003 | College of Charleston | 42 |
| 2004 | UNCG | 45 |
| 2005 | UNCG | 44 |
| 2006 | UNCG | 41 |
| 2007 | Furman | 53 |
| 2008 | Elon | 36 |
| 2009 | Furman | 33 |
| | Davidson | 33 |

| | | |
|---------|---------|----|
| 2010 | UNCG | 31 |
| 2011 | Furman | 35 |
| 2012 | Furman | 37 |
| 2013 | Elon | 44 |
| 2014 | Wofford | 36 |
| 2015 | UNCG | 37 |
| 2016 | UNCG | 38 |
| 2017 | Furman | 35 |
| 2018 | Mercer | 40 |
| 2019 | Mercer | 44 |
| 2020-21 | Belmont | 19 |
| 2021 | UNCG | 46 |

Assists per game

| Year | School | Avg |
|---------|-----------------------|------|
| 1997 | Georgia Southern | 3.35 |
| 1998 | UNCG | 2.70 |
| 1999 | Unknown | |
| 2000 | Furman | 4.00 |
| 2001 | Furman | 3.00 |
| 2002 | UNCG | 3.27 |
| 2003 | College of Charleston | 2.10 |
| 2004 | UNCG | 1.96 |
| 2005 | UNCG | 1.91 |
| 2006 | Appalachian State | 1.79 |
| | Furman | 1.79 |
| 2007 | Furman | 2.30 |
| 2008 | Elon | 1.80 |
| 2009 | Furman | 1.83 |
| | Davidson | 1.83 |
| 2010 | UNCG | 1.41 |
| 2011 | College of Charleston | 1.72 |
| 2012 | Furman | 1.95 |
| 2013 | Elon | 1.91 |
| 2014 | Wofford | 2.00 |
| 2015 | UNCG | 1.76 |
| 2016 | UNCG | 1.90 |
| 2017 | Furman | 1.75 |
| 2018 | Mercer | 2.22 |
| 2019 | Mercer | 2.10 |
| 2020-21 | Furman | 1.70 |
| 2021 | UNCG | 2.56 |

Shots

| Year | School | Shots |
|---------|-----------------------|-------|
| 1997 | UNCG | 357 |
| 1998 | UNCG | 435 |
| 1999 | Furman | 372 |
| 2000 | Furman | 381 |
| 2001 | Furman | 391 |
| 2002 | UNCG | 393 |
| 2003 | College of Charleston | 293 |
| 2004 | College of Charleston | 363 |
| 2005 | UNCG | 414 |
| 2006 | UNCG | 366 |
| 2007 | UNCG | 306 |
| 2008 | Furman | 278 |
| 2009 | Elon | 308 |
| 2010 | UNCG | 313 |
| 2011 | Furman | 333 |
| 2012 | Furman | 296 |
| 2013 | Elon | 305 |
| 2014 | Wofford | 328 |
| 2015 | UNCG | 334 |
| 2016 | UNCG | 332 |
| 2017 | Furman | 305 |
| 2018 | Furman | 307 |
| 2019 | Mercer | 309 |
| 2020-21 | UNCG | 207 |
| 2021 | UNCG | 303 |

Goals allowed

| Year | School | GA |
|------|----------------|----|
| 1968 | William & Mary | 15 |
| 1969 | William & Mary | 11 |
| 1970 | William & Mary | 12 |
| 1971 | Davidson | 12 |
| 1972 | William & Mary | 14 |



YEARLY TEAM LEADERS



| | | |
|---------|-----------------------|----|
| 1973 | East Carolina | 24 |
| 1974 | William & Mary | 12 |
| 1975 | William & Mary | 9 |
| 1976 | William & Mary | 11 |
| | Appalachian State | 11 |
| 1977 | Appalachian State | 14 |
| 1978 | Appalachian State | 12 |
| 1979 | Appalachian State | 17 |
| 1980 | Appalachian State | 16 |
| 1981 | Furman | 26 |
| 1982 | Davidson | 18 |
| 1983 | Appalachian State | 18 |
| 1984 | Marshall | 20 |
| 1985 | Marshall | 23 |
| 1986 | Furman | 10 |
| 1987 | Furman | 27 |
| | Davidson | 27 |
| 1988 | Furman | 17 |
| 1989 | The Citadel | 25 |
| 1990 | Furman | 30 |
| 1991 | Furman | 19 |
| 1992 | Furman | 25 |
| 1993 | Furman | 30 |
| 1994 | Georgia Southern | 33 |
| 1995 | Furman | 18 |
| 1996 | Marshall | 21 |
| 1997 | Furman | 18 |
| 1998 | Furman | 16 |
| 1999 | Furman | 18 |
| 2000 | Furman | 20 |
| 2001 | Furman | 19 |
| 2002 | Furman | 16 |
| 2003 | College of Charleston | 17 |
| 2004 | Furman | 20 |
| 2005 | UNCG | 23 |
| | Furman | 23 |
| 2006 | Furman | 15 |
| 2007 | Furman | 13 |
| 2008 | Appalachian State | 21 |
| | Georgia Southern | 21 |
| 2009 | Wofford | 17 |
| 2010 | Elon | 18 |
| 2011 | Appalachian State | 12 |
| 2012 | Appalachian State | 19 |
| 2013 | Furman | 14 |
| 2014 | Furman | 14 |
| 2014 | Furman | 18 |
| 2016 | ETSU | 20 |
| | Mercer | 20 |
| 2017 | ETSU | 14 |
| 2018 | Mercer | 20 |
| 2019 | ETSU | 19 |
| 2020-21 | Furman | 9 |
| 2021 | UNCG | 14 |

Goals against average

| Year | School | GAA |
|------|-------------------|------|
| 1978 | Appalachian State | 0.92 |
| 1979 | Appalachian State | 1.13 |
| 1980 | Appalachian State | 0.94 |
| 1981 | Furman | 1.53 |
| 1982 | Davidson | 0.95 |
| 1983 | Appalachian State | 1.00 |
| 1984 | Furman | 1.11 |
| 1985 | Marshall | 1.28 |
| 1986 | Furman | 0.53 |
| 1987 | Furman | 1.42 |
| 1988 | Furman | 0.89 |
| 1989 | Furman | 1.45 |
| 1990 | Furman | 1.67 |
| 1991 | Furman | 0.90 |
| 1992 | Furman | 1.32 |
| 1993 | Furman | 1.58 |
| 1994 | Georgia Southern | 1.57 |
| 1995 | Furman | 0.95 |
| 1996 | Marshall | 1.05 |
| 1997 | Furman | 0.78 |
| 1998 | Furman | 0.71 |
| 1999 | Furman | 0.72 |

| | | |
|---------|-----------------------|------|
| 2000 | Furman | 0.87 |
| 2001 | Furman | 0.86 |
| 2002 | Furman | 0.67 |
| 2003 | College of Charleston | 0.82 |
| 2004 | Furman | 1.06 |
| 2005 | UNCG | 0.97 |
| 2006 | Furman | 0.77 |
| 2007 | Furman | 0.56 |
| 2008 | Appalachian State | 1.13 |
| 2009 | Elon | 0.88 |
| 2010 | Furman | 0.84 |
| 2011 | Appalachian State | 0.60 |
| 2012 | Appalachian State | 0.95 |
| 2013 | Furman | 0.74 |
| 2014 | Furman | 0.60 |
| 2015 | Furman | 0.89 |
| 2016 | Mercer | 0.93 |
| 2017 | ETSU | 0.71 |
| 2018 | Furman | 0.97 |
| 2019 | ETSU | 1.01 |
| 2020-21 | Belmont | 0.79 |
| 2021 | UNCG | 0.76 |

Saves

| Year | School | Saves |
|---------|------------------|-------|
| 1997 | The Citadel | 166 |
| 1998 | Wofford | 145 |
| 1999 | The Citadel | 126 |
| 2000 | Georgia Southern | 143 |
| 2001 | Georgia Southern | 109 |
| 2002 | Wofford | 146 |
| 2003 | Wofford | 113 |
| 2004 | Wofford | 122 |
| 2005 | Wofford | 130 |
| 2006 | Wofford | 126 |
| 2007 | Davidson | 99 |
| 2008 | UNCG | 105 |
| 2009 | UNCG | 120 |
| 2010 | Davidson | 91 |
| 2011 | Georgia Southern | 90 |
| 2012 | Georgia Southern | 99 |
| 2013 | Georgia Southern | 119 |
| 2014 | VMI | 133 |
| 2015 | VMI | 136 |
| 2016 | VMI | 113 |
| 2017 | VMI | 140 |
| 2018 | VMI | 127 |
| 2019 | VMI | 119 |
| 2020-21 | VMI | 83 |
| 2021 | VMI | 99 |

Shutouts

| Year | School | Shutouts |
|---------|-----------------------|----------|
| 1997 | Furman | 11 |
| 1998 | Furman | 11 |
| 1999 | Furman | 10 |
| | UNCG | 10 |
| 2000 | Furman | 10 |
| 2001 | Furman | 10.5 |
| 2002 | Furman | 16 |
| 2003 | College of Charleston | 10 |
| | Davidson | 10 |
| 2004 | College of Charleston | 9 |
| 2005 | UNCG | 11 |
| 2006 | Furman | 10 |
| 2007 | Furman | 12 |
| 2008 | Elon | 7 |
| 2009 | Elon | 10 |
| 2010 | Furman | 8 |
| 2011 | Appalachian State | 11 |
| 2012 | Appalachian State | 8 |
| 2013 | Furman | 10 |
| 2014 | Furman | 12 |
| 2015 | Mercer | 8 |
| 2016 | ETSU | 9 |
| 2017 | ETSU | 9 |
| 2018 | Furman | 9 |
| 2019 | Mercer | 6 |
| 2020-21 | Furman, Belmont, UNCG | 6 |

| | | |
|------|------|----|
| 2021 | UNCG | 10 |
|------|------|----|

Fouls (2000-present)

| Year | School | Fouls |
|---------|-----------------------|-------|
| 2000 | Furman | 348 |
| 2001 | Furman | 381 |
| 2002 | Furman | 410 |
| 2003 | Georgia Southern | 396 |
| 2004 | Furman | 379 |
| 2005 | UNCG | 364 |
| 2006 | UNCG | 381 |
| 2007 | Furman | 321 |
| 2008 | UNCG | 269 |
| 2009 | College of Charleston | 252 |
| 2010 | UNCG | 255 |
| 2011 | Furman | 273 |
| 2012 | Furman | 267 |
| 2013 | Elon | 268 |
| 2014 | Furman | 326 |
| 2015 | UNCG | 256 |
| 2016 | Furman | 282 |
| 2017 | Furman | 279 |
| 2018 | Furman | 293 |
| 2019 | Furman | 287 |
| 2020-21 | UNCG | 162 |
| 2021 | Furman | 249 |

Yellow cards (2000-present)

| Year | School | Cards |
|---------|-----------------------|-------|
| 2000 | Georgia Southern | 39 |
| 2001 | Furman | 33 |
| 2002 | Georgia Southern | 42 |
| 2003 | Georgia Southern | 53 |
| 2004 | Furman | 47 |
| 2005 | UNCG | 40 |
| 2006 | Davidson | 38 |
| 2007 | Appalachian State | 39 |
| 2008 | College of Charleston | 38 |
| 2009 | UNCG | 31 |
| 2010 | Georgia Southern | 31 |
| 2011 | Wofford | 33 |
| 2012 | Georgia Southern | 36 |
| 2013 | Appalachian State | 36 |
| 2014 | Furman | 49 |
| 2015 | Furman | 35 |
| 2016 | Furman | 27 |
| 2017 | Mercer | 33 |
| 2018 | Furman | 35 |
| 2019 | Furman | 45 |
| 2020-21 | ETSU | 31 |
| 2021 | Furman | 46 |

Home attendance leader

| Year | School | Avg./Game |
|---------|--------|-----------|
| 2002 | Furman | 975 |
| 2003 | Furman | 1,104 |
| 2004 | UNCG | 997 |
| 2005 | UNCG | 744 |
| 2006 | Furman | 828 |
| 2007 | Furman | 818 |
| 2008 | Furman | 1,052 |
| 2009 | Elon | 898 |
| 2010 | UNCG | 847 |
| 2011 | Furman | 1,096 |
| 2012 | UNCG | 995 |
| 2013 | Furman | 1,228 |
| 2014 | Furman | 843 |
| 2015 | UNCG | 1,031 |
| 2016 | Furman | 1,034 |
| 2017 | UNCG | 1,456 |
| 2018 | UNCG | 633 |
| 2019 | Furman | 822 |
| 2020-21 | Furman | 194 |
| 2021 | UNCG | 512 |





NCAA RECORDS



Individual MATCH

| Points Rank | No. | Player, team | Date |
|-------------|-----|--|---------------|
| t4. | 15 | Thompson Usiyan, Appalachian State vs. George Washington | Nov. 15, 1978 |

| Goals Rank | No. | Player, team | Date |
|------------|-----|--|---------------|
| t2. | 7 | Thompson Usiyan, Appalachian State vs. George Washington | Nov. 15, 1978 |

| Saves Rank | No. | Player, team | Date |
|------------|-----|---|------|
| t10. | 34 | Bucky Moser, East Carolina vs. North Carolina | 1974 |

SEASON

| Points Rank | Player, team | Year | G | Goals | Assists | Pts |
|-------------|------------------------------------|------|----|-------|---------|-----|
| 1. | Thompson Usiyan, Appalachian State | 1980 | 17 | 46 | 12 | 108 |
| 4. | Thompson Usiyan, Appalachian State | 1978 | 13 | 34 | 10 | 78 |
| t9. | Rob Ukrop, Davidson | 1992 | 27 | 31 | 10 | 72 |
| t20. | Siggi Eyjolfsson, UNCG | 1998 | 24 | 26 | 13 | 65 |

| Points per game Rank | Player, team | Year | G | Points | Avg. |
|----------------------|------------------------------------|------|----|--------|------|
| 1. | Thompson Usiyan, Appalachian State | 1980 | 17 | 108 | 6.35 |
| 2. | Thompson Usiyan, Appalachian State | 1978 | 13 | 78 | 6.00 |

| Goals Rank | Player, team | Year | G | Goals |
|------------|------------------------------------|------|----|-------|
| 1. | Thompson Usiyan, Appalachian State | 1980 | 17 | 46 |
| t4. | Thompson Usiyan, Appalachian State | 1978 | 13 | 34 |
| t10. | Rob Ukrop, Davidson | 1992 | 27 | 31 |

| Goals per game Rank | Player, team | Year | G | Goals | Avg. |
|---------------------|------------------------------------|------|----|-------|------|
| 1. | Thompson Usiyan, Appalachian State | 1980 | 17 | 46 | 2.71 |
| 2. | Thompson Usiyan, Appalachian State | 1978 | 13 | 34 | 2.62 |

| Assists Rank | Player, team | Year | G | Assists |
|--------------|------------------|------|----|---------|
| t12. | Chris Goos, UNCG | 2002 | 22 | 20 |

CAREER

| Points Rank | Player, team | Years | G | Goals | Assists | Pts |
|-------------|------------------------------------|---------|----|-------|---------|-----|
| 1. | Thompson Usiyan, Appalachian State | 1977-80 | 49 | 109 | 37 | 255 |
| 11. | *Siggi Eyjolfsson, UNCG | 1995-98 | 87 | 75 | 35 | 185 |
| t12. | #Rob Ukrop, Davidson | 1988-92 | 95 | 76 | 42 | 184 |

| Points per game Rank | Player, team | Years | G | Points | Avg. |
|----------------------|------------------------------------|---------|----|--------|------|
| 1. | Thompson Usiyan, Appalachian State | 1977-80 | 49 | 255 | 5.20 |

| Goals Rank | Player, team | Years | G | Goals |
|------------|------------------------------------|---------|----|-------|
| 1. | Thompson Usiyan, Appalachian State | 1977-80 | 49 | 109 |
| t13. | #Rob Ukrop, Davidson | 1988-92 | 95 | 76 |
| t18. | *Siggi Eyjolfsson, UNCG | 1995-98 | 87 | 75 |

| Goals per game Rank | Player, team | Years | G | Goals | Avg. |
|---------------------|------------------------------------|---------|----|-------|------|
| 2. | Thompson Usiyan, Appalachian State | 1977-80 | 49 | 109 | 2.22 |

| Assists Rank | Player, team | Years | G | Assists |
|--------------|------------------|---------|----|---------|
| 7. | Chris Goos, UNCG | 1999-02 | 83 | 53 |

| Assists per game Rank | Player, team | Years | G | Assists | Avg. |
|-----------------------|------------------------------------|---------|----|---------|------|
| 11. | Thompson Usiyan, Appalachian State | 1977-80 | 49 | 37 | 0.76 |
| t25. | Chris Goos, UNCG | 1999-02 | 83 | 53 | 0.64 |

| Shutouts Rank | Player, team | Years | G | Shutouts |
|---------------|------------------------|---------|----|----------|
| t16. | Ronnie Pascale, Furman | 1995-98 | 76 | 34 |

| Consecutive shutout minutes Rank | Player, team | No. | From | To |
|----------------------------------|---------------------|--------|--------------|--------------|
| 9. | Adam Maslow, Furman | 846:00 | Oct. 2, 2002 | Dec. 1, 2002 |

MISCELLANEOUS

| Fastest goal, start of game Rank | Time | Player, team | Opponent | Date |
|----------------------------------|------|------------------------|-------------|----------------|
| t8. | :10 | Andrew Burr, Furman | The Citadel | Sept. 15, 1990 |
| t8. | :10 | John Sampers, Davidson | Charlotte | Sept. 8, 1994 |

ANNUAL STATISTICAL CHAMPIONS (SINCE 1998)

| Points per game Year | Player, team | G | Goals | Assists | Pts | Avg. |
|----------------------|------------------|----|-------|---------|-----|------|
| 2002 | Chris Goos, UNCG | 22 | 20 | 20 | 60 | 2.73 |

| Assists per game Year | Player, team | G | Assists | Avg. |
|-----------------------|-----------------------|----|---------|------|
| 2002 | Chris Goos, UNCG | 22 | 20 | 0.91 |
| 2016 | Cameron Woodfin, ETSU | 19 | 12 | 0.63 |

| Saves per game Year | Player, team | G | Saves | Avg. |
|---------------------|--------------------|----|-------|------|
| 2015 | Alex Guerra, VMI | 19 | 127 | 6.68 |
| 2016 | Robert Allen, VMI | 14 | 98 | 7.00 |
| 2018 | Brodin Schull, VMI | 18 | 121 | 6.72 |
| 2019 | Brodin Schull, VMI | 17 | 117 | 6.88 |
| 2020 | Brodin Schull, VMI | 11 | 82 | 7.45 |

Team MATCH

| Points Rank | No. | Team vs. Opponent | Date |
|-------------|-----|--------------------|---------------|
| t11. | 47 | Furman vs. Wofford | Oct. 12, 1974 |

| Goals Rank | No. | Team vs. Opponent | Date |
|------------|-----|--------------------|---------------|
| t7. | 18 | Furman vs. Wofford | Oct. 12, 1974 |

| Fastest three consecutive goals, same team Rank | Time | Team | Opponent | Date |
|---|------|------|----------|---------------|
| 19. | 3:22 | UNCG | Wofford | Oct. 19, 2004 |

(Randi Patterson [2:54], then Egill Atlason [3:37], then Patterson [6:16])

SEASON

| Goals Rank | Team | Year | G | Goals |
|------------|------|------|----|-------|
| 16. | UNCG | 1998 | 25 | 91 |

| Shutout percentage Rank | Team | Year | G | No. | Pct. |
|-------------------------|--------|------|----|-----|------|
| t20. | Furman | 2002 | 23 | 16 | .696 |

| Shutouts Rank | Team | Year | G | No. |
|---------------|--------|------|----|-----|
| t5. | Furman | 2002 | 23 | 16 |

| Assist percentage Rank | Team | Year | G | No. | Pct. |
|------------------------|----------------|------|----|-----|------|
| 8. | UNC Greensboro | 2002 | 22 | 72 | 3.27 |
| 16. | Furman | 2001 | 22 | 67 | 3.05 |

| Assists Rank | Team | Year | G | Goals |
|--------------|--------|------|----|-------|
| 7. | UNCG | 2002 | 22 | 72 |
| 13. | Furman | 2001 | 22 | 67 |

MISCELLANEOUS

| Consecutive conference wins (includes conference tournament) Rank | No. | Team | From | To |
|---|-----|-------------------|----------------|---------------|
| 1. | 35 | Appalachian State | 1977 | 1982 |
| t5. | 22 | Furman | Nov. 5, 2000 | Oct. 7, 2003 |
| t7. | 20 | Furman | Sept. 23, 1999 | Nov. 2, 2000 |
| t12. | 15 | Furman | Nov. 5, 1982 | Nov. 10, 1984 |

| Consecutive conference games unbeaten (includes conference tournament) Rank | No. | Team | From | To |
|---|-----|-------------------|----------------|--------------|
| 2. | 46 | Furman | Sept. 23, 1999 | Oct. 7, 2003 |
| 5. | 35 | Appalachian State | 1977 | 1982 |

| Consecutive shutouts Rank | No. | Team | From | To |
|---------------------------|-----|--------|--------------|---------------|
| t1. | 11 | Furman | Oct. 9, 2002 | Nov. 27, 2002 |

| Consecutive home wins (includes conference and NCAA tournaments) Rank | No. | Team | From | To |
|---|-----|--------|---------------|---------------|
| t14. | 20 | Furman | Sept. 4, 1996 | Nov. 12, 1997 |

ANNUAL STATISTICAL CHAMPIONS (SINCE 1998) - TEAM

| Goals per game Year | Team | G | Assists | Avg. |
|---------------------|--------|----|---------|------|
| 1998 | UNCG | 25 | 91 | 3.64 |
| 2000 | Furman | 23 | 76 | 3.30 |
| 2001 | Furman | 22 | 68 | 3.09 |
| 2002 | UNCG | 22 | 76 | 3.45 |

| Shutout percentage Year | Team | G | SO | Pct. |
|-------------------------|--------|----|----|------|
| 2002 | Furman | 23 | 16 | .696 |

| Most improved won-lost percentage Year | Team | From | To | Improved |
|--|---------|--------|--------|----------|
| 2009 | Wofford | 6-13-0 | 12-3-3 | 8 |

*UNCG joined the SoCon in 1997

#Davidson was a member of the Big South from 1988-91

Records from the 2016 NCAA record book



1995 Final Statistics



1995 SCORING LEADERS

| Player/School | M | Goals | Asst. | Pts. |
|-----------------------------------|----|-------|-------|------|
| Robert Clarke/Davidson | 24 | 18 | 2 | 38 |
| Jay Lane/Appalachian State | 18 | 10 | 2 | 22 |
| Ryan Higginbotham/Furman | 18 | 9 | 4 | 22 |
| Chan Roush/Marshall | 19 | 9 | 4 | 22 |
| Bubba Self/Furman | 19 | 8 | 3 | 19 |
| Nick Troiano/Davidson | 24 | 5 | 7 | 17 |
| Kevin Turner/Appalachian State | 18 | 6 | 3 | 15 |
| Brent Rosser/Furman | 19 | 6 | 3 | 15 |
| Rich Daughtridge/VMI | 19 | 6 | 3 | 15 |
| Phil Julien/Davidson | 22 | 6 | 3 | 15 |
| Noel Kierans/Georgia Southern | 21 | 5 | 5 | 15 |
| Chris Sklar/Georgia Southern | 21 | 4 | 7 | 15 |
| Mike Polhamus/VMI | 15 | 7 | 0 | 14 |
| Mark Hemphill/Appalachian State | 19 | 5 | 4 | 14 |
| Keith Dumas/Marshall | 20 | 5 | 4 | 14 |
| Jason Russell/Georgia Southern | 21 | 5 | 4 | 14 |
| Brian Nickerson/Furman | 19 | 4 | 6 | 14 |
| Jeremy Simmons/Georgia Southern | 22 | 4 | 6 | 14 |
| Michael Maire/VMI | 19 | 6 | 1 | 13 |
| Denny Tucker/Georgia Southern | 21 | 5 | 3 | 13 |
| Bryce Jewett/Davidson | 23 | 4 | 5 | 13 |
| Brett Harrell/Appalachian State | 19 | 5 | 2 | 12 |
| Pat Parris/Georgia Southern | 22 | 5 | 2 | 12 |
| Zach Southerland/The Citadel | 19 | 4 | 4 | 12 |
| Kevin Hanfman/Georgis Southern | 20 | 3 | 6 | 12 |
| Carlos Capellas/Marshall | 20 | 4 | 3 | 11 |
| Naoshi Yamauchi/Appalachian State | 19 | 2 | 7 | 11 |
| Ian O'Brien/Davidson | 20 | 2 | 7 | 11 |

1995 GOALKEEPING LEADERS

| Player/School | M | Goals | Saves | Avg./90 | Avg./M |
|--------------------------|----|-------|-------|---------|--------|
| Ronnie Pascale/Furman | 18 | 17 | 75 | 0.96 | 0.95 |
| Alex Deegan/Davidson | 24 | 32 | 110 | 1.35 | 1.33 |
| Mike Burrell/GSU | 16 | 18 | 56 | 1.47 | 1.13 |
| Grant Duff-Cole/Marshall | 15 | 20 | 51 | 1.49 | 1.33 |
| Johnny Weekes/VMI | 18 | 37 | 83 | 2.06 | 2.06 |
| Jason Hockstra/APP | 13 | 26 | 74 | 2.10 | 2.00 |
| Kris Trainor/GSU | 13 | 30 | 78 | 2.71 | 2.31 |

TOP GOAL AVERAGES

| Player/School | Matches | Goals | Avg. |
|--------------------------------|---------|-------|------|
| Robert Clarke/Davidson | 24 | 18 | 0.75 |
| Jay Lane/Appalachian State | 18 | 10 | 0.56 |
| Rtyan Higginbotham/Furman | 18 | 9 | 0.50 |
| Chan Roush/Marshall | 19 | 9 | 0.47 |
| Mike Polhamus/VMI | 15 | 7 | 0.47 |
| Bubba Self/Furman | 19 | 8 | 0.42 |
| Kevin Turner/Appalachian State | 18 | 6 | 0.33 |

TOP ASSIST AVERAGES

| Player/School | Matches | Assists | Avg. |
|-----------------------------------|---------|---------|------|
| Naoshi Yamauchi/Appalachian State | 19 | 7 | 0.37 |
| Ian O'Brien/Davidson | 20 | 7 | 0.35 |
| Chris Sklar/Georgia Southern | 21 | 7 | 0.33 |
| Brian Nickerson/Furman | 19 | 6 | 0.32 |
| Kevin Hanfman/Georgia Southern | 20 | 6 | 0.30 |
| Nick Troiano/Davidson | 24 | 7 | 0.29 |
| Jeremy Simmons/Georgia Southern | 22 | 6 | 0.27 |

TOP POINTS AVERAGES

| Player/School | Matches | Points | Avg. |
|--------------------------------|---------|--------|------|
| Robert Clarke/Davidson | 24 | 38 | 1.58 |
| Ryan Higginbotham/Furman | 18 | 22 | 1.22 |
| Jay Lane/Appalachian State | 18 | 22 | 1.22 |
| Chan Roush/Marshall | 19 | 22 | 1.16 |
| Bubba Self/Furman | 19 | 19 | 1.00 |
| Mike Polhamus/VMI | 15 | 14 | 0.93 |
| Nick Troiano/Davidson | 19 | 17 | 0.89 |
| Kevin Turner/Appalachian State | 18 | 15 | 0.83 |
| Rich Daughtridge/VMI | 19 | 15 | 0.79 |
| Brent Rosser/Furman | 19 | 15 | 0.79 |

Vs. OTHER CONFERENCES IN 1995

| | | | | | |
|---------------------|--------|-----------------------------|-------|-------------------------------|-----------------------|
| Atlantic Coast..... | 2-6-2 | Midwestern Collegiate | 0-1 | West Coast | 1-1 |
| Atlantic 10..... | 0-5 | North Atlantic | 0-2 | NAIA/NCAA II & III | 5-0 |
| Big South | 5-9-1 | Northeast | 1-0 | | |
| Colonial..... | 3-1-1 | Pac-10 | 0-1 | Division I Totals..... | 26-49-7 (.360) |
| Conference USA..... | 2-3-1 | Sun Belt | 2-0 | Totals | 31-49-7 (.396) |
| Empire..... | 0-1 | SUNYAC..... | 1-0 | | |
| Independents | 7-12-1 | Trans America | 1-6-1 | | |
| Mid-American..... | 0-1 | | | | |



1996 Season In Review



1996 Final Standings

| School | Conference | | | | Overall | | | | GF | GA | Home | Road | Neutral |
|-------------------|------------|---|---|-------|---------|----|---|------|----|----|-------|-------|---------|
| | W | L | T | Pct. | W | L | T | Pct. | | | | | |
| #Furman | 6 | 0 | 0 | 1.000 | 16 | 4 | 1 | .786 | 66 | 26 | 10-1 | 4-3 | 2-0-1 |
| Marshall | 4 | 1 | 1 | .750 | 11 | 7 | 2 | .600 | 44 | 21 | 7-3-2 | 3-3 | 1-1 |
| Georgia Southern | 3 | 2 | 1 | .583 | 10 | 11 | 2 | .478 | 59 | 50 | 6-3-1 | 2-8-1 | 2-1 |
| Appalachian State | 3 | 3 | 0 | .500 | 5 | 14 | 0 | .263 | 26 | 52 | 3-4 | 2-7 | 0-3 |
| Davidson | 3 | 3 | 0 | .500 | 8 | 14 | 0 | .364 | 25 | 49 | 6-2 | 0-7 | 2-5 |
| VMI | 1 | 5 | 0 | .167 | 6 | 13 | 0 | .316 | 27 | 51 | 4-4 | 1-7 | 1-2 |
| The Citadel | 0 | 6 | 0 | .000 | 3 | 16 | 0 | .158 | 22 | 76 | 2-9 | 1-6 | 0-1 |

#won conference regular-season championship and conference tournament championship

Conference Tournament Results

(at Greenville, SC)

First Round (Friday, November 8)

#5 Davidson 2, #4 Appalachian State 1
#3 Georgia Southern 2, #6 VMI 0
#2 Marshall 2, #7 The Citadel 1

Semifinals (Saturday, November 9)

#1 Furman 4, Davidson 0
Georgia Southern 2, Marshall 0

Championship (Sunday, November 10)

Furman 4, Georgia Southern 2

NCAA Play-In Results

(at Greensboro, N.C.)

Saturday, November 16: UNCG (Big South) 7, Furman 1

All-Tournament Team

Daniel Alvarez, Furman
Ryan Higginbotham, Furman
Bart Petrini, Furman
Ches Riley, Furman
Tim Blom, Georgia Southern
Josh Sanstead, Ga. Southern
Chris Sklar, Georgia Southern
Ed Weiler, The Citadel
Dennis Buck, Davidson
Phil Julien, Davidson
Claude Hunt, Marshall

Most Valuable Player: Ryan Higginbotham, Furman

All-Conference Teams

First Team

GK – Ronnie Pascale, Furman
D – Kevin Turner, Appalachian State
D – Pete Santora, Furman
D – Peter Slobodyan, Furman
D – Claude Hunt, Marshall
MF – Brian Nickerson, Furman
MF – Jason Russell, Georgia Southern
MF – David Husbands, Marshall
F – Zach Southerland, The Citadel
F – Ryan Higginbotham, Furman
F – Kevin Hanfman, Georgia Southern

Second Team

GK – Richard Orrick, Marshall
D – Chad Lagerwey, Davidson
D – Chris Starks, Georgia Southern
D – Kevin Duhaime, VMI
MF – Mark Hemphill, Appalachian State
MF – Mike Freno, Furman
MF – Keith Dumas, Marshall
F – Naoshi Yamauchi, Appalachian State
F – Robert Clarke, Davidson
F – Jeff Shavelson, Furman
F – Chris Carroll, Marshall

Player-of-the-Year: Ryan Higginbotham, Furman

Freshman-of-the-Year: Peter Slobodyan, Furman

Coach-of-the-Year: Doug Allison, Furman

Players-Of-The-Week

Week 1: Tom Butler, VMI

Week 2: Jeff Shavelson, Furman

Week 3: Robert Clarke, Davidson

Week 4: Brandon James, Appalachian State

Week 5: Jason Russell, Georgia Southern

Week 6: Peter Slobodyan, Furman

Week 7: Ian Leggat, Marshall

Week 8: Richard Orrick, Marshall

Week 9: Ryan Higginbotham, Furman

Week 10: Paul Watts, Furman



1996 Final Statistics



1996 Scoring Leaders

| Player, School | M | Goals | Asst. | Pts. |
|------------------------------------|----|-------|-------|------|
| Ryan Higginbotham, Furman | 21 | 19 | 6 | 44 |
| Jason Russell, Georgia Southern | 23 | 13 | 11 | 37 |
| Chris Sklar, Georgia Southern | 23 | 7 | 18 | 32 |
| Brian Nickerson, Furman | 21 | 10 | 10 | 30 |
| Jeff Shavelson, Furman | 20 | 11 | 6 | 28 |
| Kevin Hanfman, Georgia Southern | 23 | 8 | 10 | 26 |
| Zach Southerland, The Citadel | 17 | 10 | 3 | 23 |
| Johan Soderstrom, Georgia Southern | 22 | 8 | 5 | 21 |
| David Husbands, Marshall | 20 | 8 | 3 | 19 |
| Robert Clarke, Davidson | 22 | 8 | 2 | 18 |
| Phil Julien, Davidson | 22 | 6 | 5 | 17 |
| Mike Polhamus, VMI | 19 | 7 | 2 | 16 |
| Jeremy McClure, Georgia Southern | 23 | 7 | 2 | 16 |
| Ian Leggat, Marshall | 19 | 6 | 4 | 16 |
| Mike Freno, Furman | 20 | 2 | 12 | 16 |
| Chris Carroll, Marshall | 19 | 5 | 5 | 15 |
| Chris Starks, Georgia Southern | 21 | 1 | 13 | 15 |
| Jeremy Marsh, Appalachian State | 19 | 6 | 1 | 13 |
| Naoshi Yamauchi, Appalachian State | 18 | 6 | 1 | 13 |
| Stephan Rodriguez, Furman | 20 | 4 | 5 | 13 |

1996 Goalkeeping Leaders

| Player, School | M | Goals | Saves | GAA |
|----------------------------------|----|-------|-------|------|
| Richard Orrick, Marshall | 20 | 19 | 82 | 0.90 |
| Ronnie Pascale, Furman | 19 | 23 | 70 | 1.30 |
| Mike Burrell, Georgia Southern | 23 | 42 | 101 | 1.98 |
| Matt Hill, Davidson | 21 | 42 | 68 | 2.12 |
| Brandon James, Appalachian State | 13 | 36 | 87 | 2.63 |
| Tom Butler, VMI | 19 | 39 | 68 | 2.64 |
| David Wagner, The Citadel | 14 | 41 | 85 | 3.58 |

Top Goal Averages

| Player, School | Matches | Goals | Avg. |
|---------------------------------|---------|-------|------|
| Ryan Higginbotham, Furman | 21 | 19 | .905 |
| Jason Russell, Georgia Southern | 23 | 13 | .565 |
| Zach Southerland, The Citadel | 17 | 10 | .588 |
| Jeff Shavelson, Furman | 20 | 11 | .550 |
| Brian Nickerson, Furman | 21 | 10 | .476 |

Top Assist Averages

| Player, School | Matches | Assists | Avg. |
|---------------------------------|---------|---------|------|
| Chris Sklar, Georgia Southern | 23 | 18 | .783 |
| Chris Starks, Georgia Southern | 21 | 13 | .619 |
| Mike Freno, Furman | 20 | 12 | .600 |
| Jason Russell, Georgia Southern | 23 | 11 | .478 |
| Brian Nickerson, Furman | 21 | 10 | .476 |
| Kevin Hanfman, Georgia Southern | 23 | 10 | .434 |

Top Points Averages

| Player, School | Matches | Points | Avg. |
|------------------------------------|---------|--------|------|
| Ryan Higginbotham, Furman | 21 | 44 | 2.09 |
| Jason Russell, Georgia Southern | 23 | 37 | 1.61 |
| Brian Nickerson, Furman | 21 | 30 | 1.43 |
| Jeff Shavelson, Furman | 20 | 28 | 1.40 |
| Chris Sklar, Georgia Southern | 23 | 32 | 1.39 |
| Zach Southerland, The Citadel | 17 | 23 | 1.35 |
| Kevin Hanfman, Georgia Southern | 23 | 26 | 1.13 |
| David Husbands, Marshall | 20 | 19 | .950 |
| Johan Soderstrom, Georgia Southern | 22 | 21 | .955 |
| Ian Leggat, Marshall | 19 | 16 | .842 |
| Mike Polhamus, VMI | 19 | 16 | .842 |
| Robert Clarke, Davidson | 22 | 18 | .818 |
| Mike Freno, Furman | 20 | 16 | .800 |
| Chris Carroll, Marshall | 19 | 15 | .789 |



1997 Season In Review



1997 SOUTHERN CONFERENCE MEN'S SOCCER STANDINGS

| Team | Conference | | | | Overall | | | | Home | Road | Neutral | GF | GA |
|-------------------|------------|---|---|------|---------|----|---|------|-------|-------|---------|----|----|
| | W | L | T | Pct. | W | L | T | Pct. | | | | | |
| #UNCG | 6 | 1 | 0 | .857 | 14 | 7 | 0 | .667 | 6-3 | 6-3 | 2-1 | 70 | 27 |
| Davidson | 5 | 2 | 0 | .714 | 10 | 11 | 0 | .476 | 6-4 | 3-5 | 1-2 | 43 | 39 |
| !Furman | 5 | 2 | 0 | .714 | 14 | 6 | 0 | .700 | 10-2 | 3-3 | 1-1 | 42 | 16 |
| Georgia Southern | 4 | 3 | 0 | .571 | 14 | 4 | 2 | .750 | 7-1 | 7-2-2 | 0-1 | 53 | 35 |
| Appalachian State | 3 | 3 | 1 | .500 | 4 | 11 | 2 | .294 | 2-4-1 | 2-7-1 | 0-0 | 30 | 54 |
| Wofford | 2 | 5 | 0 | .286 | 3 | 16 | 0 | .158 | 3-8 | 0-8 | 0-0 | 30 | 58 |
| VMI | 1 | 5 | 1 | .214 | 1 | 16 | 2 | .105 | 0-7-1 | 1-8-1 | 0-1 | 19 | 65 |
| The Citadel | 1 | 6 | 0 | .143 | 3 | 14 | 2 | .211 | 4-5-1 | 0-9 | 0-0 | 32 | 07 |

#UNCG is the regular season champion

!Furman is the tournament champion

SOUTHERN CONFERENCE TOURNAMENT RESULTS

Tuesday, November 4, First Round

(at Campus Sites)

Game 1 -- #1 UNCG def. #8 The Citadel, **7-1**

Game 2 -- #2 Davidson def. #7 VMI, **3-0**

Game 3 -- #3 Furman def. #6 Wofford, **4-0**

Game 4 -- #4 Georgia Southern def. #5 Appalachian State, **7-5**

Saturday, November 8, Semifinals

(at Greenville, SC)

Game 5 -- #1 UNCG def. #4 Georgia Southern, **6-1**

Game 6 -- #3 Furman def. #2 Davidson, **2-0**

Sunday, November 9, Finals

(at Greenville, SC)

Game 7 -- #3 Furman def. #1 UNCG, **3-1**

Sunday, November 16, NCAA Play-In Game

(at Greenville, SC)

Charleston Southern def. Furman, **2-1 (OT)**



1997 Final Statistics



INDIVIDUAL SCORING LEADERS

| Player, School | Sh. | Goals | Assists | Points |
|------------------------|-----|-------|---------|--------|
| Siggi Eyjolfsson, UNCG | 58 | 14 | 8 | 36 |
| Shiloh Tisdale, Cit. | 30 | 9 | 10 | 28 |
| Rich Daughtridge, VMI | 32 | 12 | 3 | 27 |
| Jeremy McClure, GSU | 30 | 10 | 3 | 23 |
| Andy Crotts, Cit. | 41 | 5 | 13 | 23 |
| Matt Farris, UNCG | 40 | 7 | 7 | 21 |
| Jason Russell, GSU | 37 | 6 | 9 | 21 |
| Johnnie Keen, Cit. | 39 | 5 | 9 | 21 |
| Luke Jamroz, UNCG | 36 | 9 | 0 | 18 |
| Chris Sklar, GSU | 30 | 5 | 8 | 18 |
| Sappia Venn, UNCG | 24 | 4 | 10 | 18 |
| Pete Santora, FUR | 26 | 7 | 3 | 17 |
| Mark Pinch, UNCG | 31 | 6 | 5 | 17 |
| David Buehler, DC | 23 | 6 | 3 | 15 |
| Mark Hemphill, APP | 27 | 6 | 3 | 15 |
| Hart Roper, DC | 19 | 5 | 4 | 14 |
| Tim Blom, GSU | 27 | 4 | 5 | 13 |
| Charles Cenac, WC | 12 | 4 | 5 | 13 |
| Naoshi Yamauchi, APP | 31 | 4 | 5 | 13 |
| Carl Junot, FUR | 13 | 6 | 0 | 12 |
| Andrew Holbrook, DC | 19 | 4 | 4 | 12 |
| Justin Wisdo, UNCG | 20 | 4 | 4 | 12 |
| Daniel Alvarez, FUR | 18 | 3 | 6 | 12 |
| Dane Erickson, DC | 24 | 3 | 6 | 12 |

GOALKEEPING LEADERS

| Player, School | Min. | GA | Saves | GAA |
|---------------------|------|----|-------|------|
| Ronnie Pascale, FUR | 875 | 6 | 30 | .620 |
| Scott Blount, FUR | 443 | 5 | 10 | 1.02 |
| Trey Wilson, UNCG | 1006 | 13 | 22 | 1.16 |
| Mike Burrell, GSU | 1630 | 22 | 117 | 1.21 |

TOP GOAL AVERAGES

| Player, School | M | G | Avg. |
|------------------------|----|----|------|
| Siggi Eyjolfsson, UNCG | 17 | 14 | .824 |
| Rich Daughtridge, VMI | 16 | 12 | .750 |
| Jeremy McClure, GSU | 18 | 10 | .556 |
| Carl Junot, FUR | 11 | 6 | .545 |

TOP ASSIST AVERAGES

| Player, School | M | A | Avg. |
|----------------------|----|----|------|
| Andy Crotts, Cit. | 18 | 13 | .722 |
| Chris Carlson, GSU | 16 | 9 | .563 |
| Shiloh Tisdale, Cit. | 18 | 10 | .556 |
| Jason Russell, GSU | 18 | 9 | .500 |

TOP POINTS AVERAGES

| Player, School | M | Pts. | Avg. |
|------------------------|----|------|------|
| Siggi Eyjolfsson, UNCG | 17 | 36 | 2.12 |
| Rich Daughtridge, VMI | 16 | 27 | 1.69 |
| Shiloh Tisdale, Cit. | 18 | 28 | 1.56 |
| Matt Farris, UNCG | 16 | 21 | 1.31 |
| Andy Crotts, Cit. | 18 | 23 | 1.28 |
| Jeremy McClure, GSU | 18 | 23 | 1.28 |



1998 Season In Review



1998 SOUTHERN CONFERENCE MEN'S SOCCER STANDINGS (FINAL)

| Team | Conference | | | | Overall | | | | Home | Road | Neutral | GF | GA |
|-----------------------|------------|---|---|------|---------|----|---|------|-------|-------|---------|----|----|
| | W | L | T | Pct. | W | L | T | Pct. | | | | | |
| #10 UNCG | 7 | 1 | 0 | .875 | 19 | 4 | 2 | .800 | 7-2-1 | 6-2-1 | 6-0 | 91 | 31 |
| Furman | 7 | 1 | 0 | .875 | 16 | 4 | 2 | .727 | 6-1-1 | 4-2-1 | 6-1 | 46 | 16 |
| College of Charleston | 6 | 2 | 0 | .750 | 10 | 12 | 0 | .454 | 6-5 | 3-3 | 2-3 | 42 | 44 |
| Georgia Southern | 4 | 3 | 1 | .563 | 6 | 11 | 1 | .361 | 3-5 | 3-6-1 | 0-0 | 33 | 36 |
| Appalachian State | 4 | 4 | 0 | .500 | 13 | 8 | 0 | .619 | 6-2 | 5-4 | 1-2 | 33 | 32 |
| Davidson | 4 | 4 | 0 | .500 | 5 | 16 | 0 | .238 | 3-8 | 2-7 | 0-1 | 29 | 55 |
| The Citadel | 2 | 6 | 0 | .250 | 5 | 13 | 0 | .277 | 3-5 | 2-6 | 0-2 | 26 | 56 |
| Wofford | 1 | 6 | 1 | .188 | 2 | 17 | 2 | .142 | 1-7-2 | 1-8 | 0-1 | 18 | 64 |
| VMI | 0 | 8 | 0 | .000 | 1 | 14 | 1 | .094 | 1-6-1 | 0-7 | 0-1 | 14 | 57 |

#Furman and UNCG are SoCon regular season co-champions

SOCON TOURNAMENT RESULTS

TUESDAY, NOVEMBER 3

First Round of 1998 Southern Conference Tournament at campus sites:

at #1 Furman 3, #8 Wofford 0

at #2 UNCG 8, #7 The Citadel 2

at #3 Coll. of Charleston 5, #6 Davidson 2

#5 Appalachian State 1, at #4 Georgia Southern 0 (OT)

SATURDAY, NOVEMBER 7

SoCon Tournament Semifinals, Davidson, N.C.

#1 Furman 3, #5 Appalachian State 2

#2 UNCG 5, #3 Coll. of Charleston 1

SUNDAY, NOVEMBER 8

SoCon Tournament Final, Davidson, N.C.

#2 UNCG 1, #1 Furman 0

NCAA FIRST ROUND MATCH

SUNDAY, NOVEMBER 22

#19 UNCG 2, at #2 Washington 1, in NCAA first round tournament match

| Score | 1 | 2 | Final |
|------------|---|---|-------|
| UNCG | 1 | 2 | |
| Washington | 1 | 0 | 1 |

Scoring

UW: Bryn Ritchie (Viet Nguyen, Rees Bettinger)- 4:26

UNCG: Saggi Eyjolfsson (Alejandro Moreno)- 17:03

UNCG: Justin Wisdo (Matt Farris)- 73:23

Shots: UNCG 15, UW 15

Saves: UNCG 5, UW 5

Corners: UNCG 5, UW 9

Fouls: UNCG 21, UW 22

NCAA SECOND ROUND MATCH

SATURDAY, NOVEMBER 28

at #18 Santa Clara 4, #10 UNCG 1, in NCAA second round tournament match

| Score | 1 | 2 | Final |
|-------------|---|---|-------|
| Santa Clara | 3 | 1 | 4 |
| UNCG | 1 | 0 | 1 |

Scoring

SCU: Ari Rodopolous (Shawn Purcell)- 1:12

SCU: Eric Denton (unassisted)- 18:23

UNCG: Justin Wisdo (Matt Farris) - 18:47

SCU: Kyle Smith (Michael Goehring)- 30:55

SCU: Anthony Chimienti (unassisted)- 79:05

Shots: UNCG 9, SCU 9

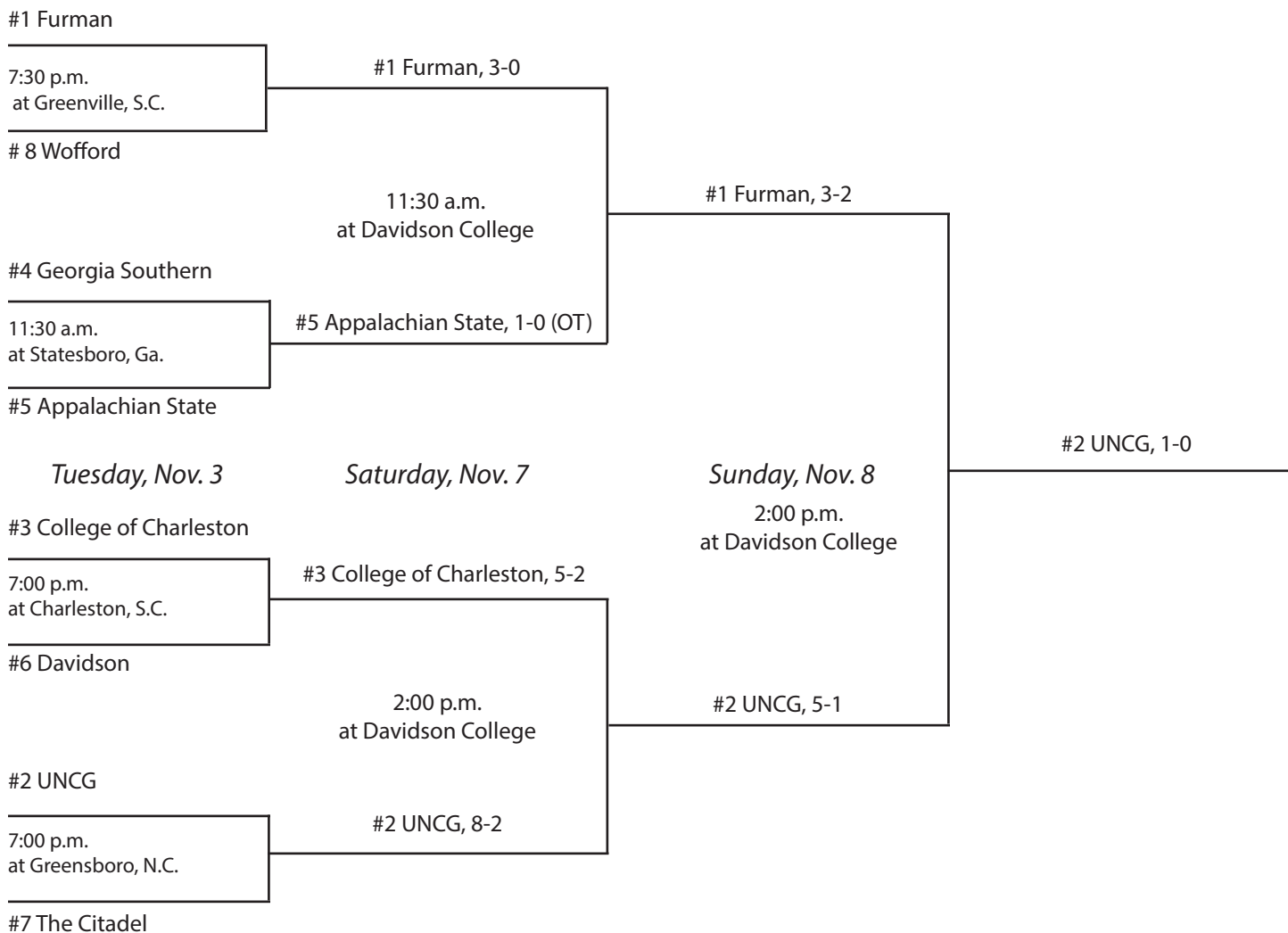
Saves: UNCG 3, SCU 2

Corners: UNCG 4, SCU 1

Fouls: UNCG 16, SCU 27



1998 SoCon Men's Soccer Tournament





1998 Final Statistics



INDIVIDUAL SCORING LEADERS

| Player, School, Yr. | M | Sh. | G | A | Pts. |
|-----------------------------|----|-----|----|----|------|
| Siggi Eyjolfsson, UNCG, Sr. | 24 | 97 | 26 | 13 | 65 |
| Alejandro Moreno, UNCG, Fr. | 25 | 76 | 20 | 7 | 47 |
| John Barry Nusum, FUR, Fr. | 21 | 78 | 11 | 10 | 31 |
| Jordy Broder, APP, Fr. | 21 | 59 | 13 | 3 | 29 |
| Matt Farris, UNCG, Sr. | 24 | 52 | 7 | 14 | 28 |
| Vladimir Suite, CofC, Jr. | 22 | 55 | 10 | 2 | 22 |
| Jeremy McClure, GSU, Jr. | 18 | 37 | 9 | 2 | 20 |
| Chris Imfeld, CofC, Sr. | 22 | 31 | 8 | 3 | 19 |
| Mark Pinch, UNCG, Sr. | 22 | 48 | 5 | 9 | 19 |
| Stephen Rodriguez, FUR, Jr. | 21 | 28 | 4 | 9 | 17 |
| Daniel Alvarez, FUR, Jr. | 22 | 29 | 3 | 11 | 17 |
| David Buehler, DAV, So. | 18 | 40 | 6 | 4 | 16 |
| Andrew Holbrook, DAV, Jr. | 21 | 22 | 7 | 1 | 15 |
| Mark Henley, CofC, So. | 22 | 26 | 5 | 5 | 15 |

GOALKEEPING LEADERS (min. 1000 minutes)

| Player, School, Yr. | Min. | GA | Svs | GAA |
|--------------------------|---------|----|-----|------|
| Ronnie Pascale, FUR, Sr. | 2040:00 | 16 | 71 | 0.71 |
| Eric Gibney, APP, Sr. | 1160:00 | 12 | 34 | 0.77 |
| Nathan Kipp, UNCG, Jr. | 1940:00 | 17 | 73 | 0.78 |
| John Miglarese, GSU, Jr. | 1295:00 | 25 | 57 | 1.73 |
| Jay Mason, CofC, Fr. | 1649:00 | 34 | 71 | 1.86 |
| Daniel Wilson, WOF, Sr. | 1163:00 | 36 | 94 | 2.79 |
| David Wagner, CIT, Sr. | 1452:00 | 48 | 102 | 2.97 |
| Brad Stroble, DAV, Sr. | 1080:00 | 36 | 45 | 3.00 |

TOP GOAL AVERAGES (min. 10 matches)

| Player, School, Yr. | M | G | Avg. |
|-----------------------------|----|----|------|
| Siggi Eyjolfsson, UNCG, Sr. | 24 | 26 | 1.08 |
| Alejandro Moreno, UNCG, Fr. | 25 | 20 | 0.80 |
| Jordy Broder, APP, Fr. | 21 | 13 | 0.61 |
| Jeremy McClure, GSU, Jr. | 18 | 9 | 0.50 |
| John Barry Nusum, FUR, Fr. | 21 | 10 | 0.48 |
| Vladimir Suite, CofC, Jr. | 22 | 10 | 0.45 |
| Chris Imfeld, CofC, Sr. | 22 | 8 | 0.36 |
| Jason Russell, GSU, Sr. | 11 | 4 | 0.36 |

TOP ASSIST AVERAGES (min. 10 matches)

| Player, School, Yr. | M | A | Avg. |
|-----------------------------|----|----|------|
| Matt Farris, UNCG, Sr. | 25 | 14 | 0.56 |
| Siggi Eyjolfsson, UNCG, Sr. | 24 | 13 | 0.54 |
| John Barry Nusum, FUR, Fr. | 21 | 11 | 0.52 |
| Daniel Alvarez, FUR, Jr. | 22 | 11 | 0.50 |
| Stephen Rodriguez, FUR, Jr. | 21 | 9 | 0.43 |
| Tim Sparkes, CofC, Sr. | 22 | 9 | 0.40 |
| Mark Pinch, UNCG, Sr. | 23 | 9 | 0.39 |
| Jason Russell, GSU, So. | 11 | 4 | 0.36 |

TOP POINTS AVERAGES (min. 10 matches)

| Player, School, Yr. | M | Pts. | Avg. |
|-----------------------------|----|------|------|
| Siggi Eyjolfsson, UNCG, Sr. | 24 | 65 | 2.71 |
| Alejandro Moreno, UNCG, Fr. | 25 | 47 | 1.88 |
| John Barry Nusum, FUR, Fr. | 21 | 31 | 1.47 |
| Jordy Broder, APP, Fr. | 21 | 29 | 1.38 |
| Matt Farris, UNCG, Sr. | 25 | 28 | 1.12 |
| Jeremy McClure, GSU, Jr. | 18 | 20 | 1.11 |
| Jason Russell, GSU, Sr. | 11 | 12 | 1.09 |
| Vladimir Suite, CofC, Jr. | 22 | 22 | 1.00 |

TEAM SCORING

| School | M | Sh. | G | Avg. |
|-----------------------|----|-----|----|------|
| UNCG | 25 | 435 | 91 | 3.64 |
| Furman | 21 | 328 | 46 | 2.19 |
| College of Charleston | 22 | 248 | 42 | 1.90 |
| Georgia Southern | 18 | 288 | 33 | 1.83 |
| Appalachian State | 21 | 260 | 33 | 1.57 |
| The Citadel | 18 | 197 | 26 | 1.44 |
| Davidson | 21 | 225 | 29 | 1.38 |
| Wofford | 21 | 164 | 19 | 0.90 |
| VMI | 16 | 131 | 14 | 0.88 |

TEAM GOALKEEPING

| School | M | Min. | GA | GAA | S | Avg. | ShO |
|---------------------|----|------|----|------|-----|------|-----|
| Furman | 22 | 2040 | 16 | 0.71 | 71 | 3.2 | 11 |
| UNCG | 25 | 2505 | 31 | 1.11 | 87 | 3.5 | 7 |
| Appalachian State | 21 | 2111 | 32 | 1.36 | 83 | 4.0 | 8 |
| Georgia Southern | 18 | 1692 | 36 | 1.91 | 66 | 3.7 | 3 |
| Coll. of Charleston | 22 | 2033 | 44 | 1.94 | 87 | 4.0 | 3 |
| Davidson | 21 | 1922 | 55 | 2.56 | 95 | 4.5 | 2 |
| The Citadel | 18 | 1730 | 56 | 2.91 | 116 | 6.4 | 3 |
| Wofford | 21 | 1963 | 70 | 3.21 | 145 | 6.9 | 0 |
| VMI | 16 | 1509 | 57 | 3.40 | 82 | 5.1 | 0 |



1999 Season In Review



1999 SOUTHERN CONFERENCE MEN'S SOCCER STANDINGS FINAL

| Team | Conference | | | | Overall | | | | Home | Road | Neutral | GF | GA |
|-----------------------|------------|---|---|-------|---------|----|---|------|-------|-------|---------|----|----|
| | W | L | T | Pct. | W | L | T | Pct. | | | | | |
| Furman | 8 | 0 | 0 | 1.000 | 21 | 2 | 1 | .896 | 7-0-1 | 6-0 | 2-1 | 43 | 12 |
| UNCG | 7 | 1 | 0 | .875 | 13 | 8 | 0 | .619 | 5-4 | 5-2 | 1-1 | 44 | 19 |
| Davidson | 5 | 3 | 0 | .625 | 10 | 11 | 0 | .476 | 3-5 | 6-3 | 0-2 | 35 | 29 |
| Appalachian State | 5 | 3 | 0 | .625 | 8 | 10 | 0 | .444 | 5-3 | 3-6 | 0-0 | 24 | 26 |
| College of Charleston | 4 | 4 | 0 | .500 | 6 | 14 | 1 | .310 | 2-6-1 | 2-4 | 1-3 | 22 | 36 |
| Georgia Southern | 3 | 5 | 0 | .375 | 5 | 12 | 1 | .306 | 1-4-1 | 3-5 | 1-2 | 33 | 55 |
| Wofford | 2 | 6 | 0 | .250 | 4 | 12 | 0 | .250 | 4-5 | 0-7 | 0-0 | 18 | 54 |
| The Citadel | 1 | 6 | 1 | .188 | 4 | 13 | 1 | .250 | 2-4-1 | 2-4 | 0-3 | 22 | 57 |
| VMI | 0 | 7 | 1 | .063 | 6 | 10 | 1 | .382 | 4-6 | 2-4-1 | 0-0 | 33 | 35 |

1999 SOUTHERN CONFERENCE CHAMPIONSHIPS CHARLESTON, S.C. - Nov. 5-7

FRIDAY, NOVEMBER 5

Quarterfinals

- #1 Furman def. #8 The Citadel, 3-0
- #2 UNCG def. #7 Wofford, 5-0
- #3 Davidson def. #6 Georgia Southern 3-2 (OT)
- #5 College of Charleston def. #4 Appalachian State 3-2

SATURDAY, NOVEMBER 6

Semifinals

- Furman def. College of Charleston, 1-0
- UNCG def. Davidson, 3-0

SUNDAY, NOVEMBER 7

Championship Game

- Furman def. UNCG, 3-2

1999 ALL-SOUTHERN CONFERENCE TEAM

FIRST TEAM:

- GK- Scott Blunt, So., Furman
- F- Alejandro Moreno^, So., UNCG
- Jeremy McClure*%, Sr., Georgia Southern
- Chris Norbert, So., Davidson
- John Barry Nusum^, So., Furman
- MF- Daniel Alvarez*%, Sr., Furman
- Matt Goldsmith*, So., Furman
- Justin Wisdo, Jr., UNCG
- Def- Seth Marks*, Sr., Furman
- Collin Phillips, Jr., College of Charleston
- David Buehlars^\$, Jr., Davidson

SECOND TEAM

- GK- Soren Johnson, Fr., Davidson
- Daniel Wilson^, Jr., Wofford
- F- Jordy Broder*, So., Appalachian State
- Kenny Sykes, Sr., VMI
- Andrew Kelly, Sr., College of Charleston
- MF- Johnnie Keen^, Jr., The Citadel
- Stephen Rodriguez^, Sr., Furman
- Def.- T.J. Papp, Jr., UNCG
- Graham Seagraves, Sr., Furman
- Lawrence Cann, Sr., Davidson

Player of the Year

Daniel Alvarez, Furman

Freshman of the Year

Soren Johnson, Davidson

Coach of the Year

Doug Allison, Furman

*1998 First-team selection

^1998 Second-team selection

%1997 First-team selection

\$1997 Second-team selection

1999 NCAA MEN'S COLLEGE CUP

FIRST ROUND

- November 21 at Greenville, S.C.
- Furman def. North Carolina, 2-1 (2OT)

SECOND ROUND

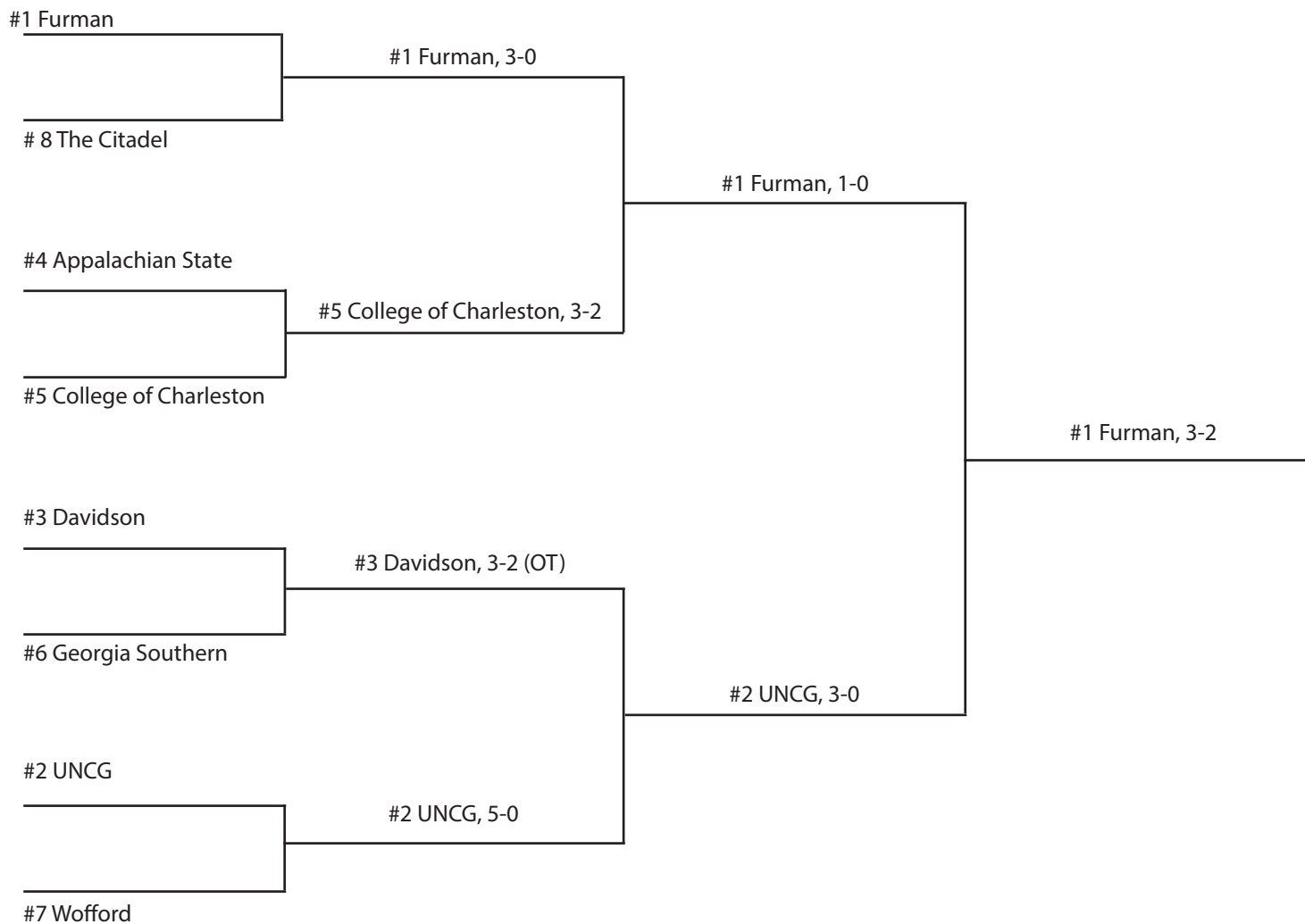
- November 28 at Winston-Salem, N.C.
- Furman def. Wake Forest, 4-0

QUARTERFINALS

- December 5 at Storrs, CT
- Connecticut def. Furman, 3-2



1999 SoCon Men's Soccer Tournament





1999 Final Statistics



INDIVIDUAL SCORING LEADERS

| Player, School, Yr. | M | Sh. | G | A | Pts. |
|-----------------------------|----|-----|----|---|------|
| Alejandro Moreno, UNCG, So. | 20 | 75 | 19 | 7 | 45 |
| John Barry Nusum, FUR, So. | 23 | 78 | 17 | 9 | 43 |
| Jeremy McClure, GSU, Jr. | 18 | 50 | 15 | 5 | 33 |
| Chris Norbet, DAV, So. | 21 | 50 | 13 | 3 | 29 |
| Jordy Broder, APP, So. | 16 | 57 | 9 | 2 | 20 |
| Jason Seagle, VMI, Jr. | 17 | 42 | 9 | 2 | 20 |
| Svafnir Gislason, UNCG, Fr. | 21 | 26 | 7 | 6 | 20 |
| Jeff Russell, GSU, Fr. | 12 | 43 | 8 | 3 | 19 |

GOALKEEPING LEADERS

(min. 900 minutes)

| Player, School, Yr. | Min. | GA | Svs | GAA |
|--------------------------|---------|----|-----|------|
| Scott Blount, FUR, So. | 2116 | 16 | 85 | 0.68 |
| Jay Mason, CofC, So. | 995:55 | 16 | 48 | 1.45 |
| Nathan Kipp, UNCG, Sr. | 1258:32 | 21 | 47 | 1.50 |
| Saren Johnson, DAV, Fr. | 1913:05 | 34 | 79 | 1.51 |
| Will Floyd, APP, So. | 1601:45 | 31 | 79 | 1.91 |
| John Miglarese, GSU, Jr. | 1454:07 | 46 | 86 | 2.85 |
| Daniel Wilson, WOF, Sr. | 1322 | 49 | 100 | 3.34 |
| Matt Schupp, CIT, Fr. | 1632:53 | 62 | 122 | 3.42 |

TOP GOAL AVERAGES

(min. 15 matches)

| Player, School, Yr. | M | G | Avg. |
|-----------------------------|----|----|------|
| Alejandro Moreno, UNCG, So. | 20 | 19 | 0.95 |
| John Barry Nusum, FUR, So. | 21 | 13 | 0.74 |
| Jeremy McClure, GSU, Sr. | 18 | 14 | 0.78 |
| Chris Norbet, DAV, So. | 21 | 13 | 0.62 |
| Kenny Sykes, VMI, Sr. | 15 | 9 | 0.60 |
| Jordy Broder, APP, So. | 16 | 9 | 0.56 |
| Jason Seagle, VMI, Jr. | 17 | 9 | 0.53 |

TOP ASSIST AVERAGES

(min. 15 matches)

| Player, School, Yr. | M | A | Avg. |
|-----------------------------|----|----|------|
| Daniel Alvarez, FUR, Sr. | 23 | 16 | 0.70 |
| Chris Goos, UNCG, Fr. | 20 | 11 | 0.55 |
| Tony Brown, GSU, Jr. | 17 | 8 | 0.47 |
| John Barry Nusum, FUR, So. | 23 | 9 | 0.39 |
| Alejandro Moreno, UNCG, So. | 20 | 7 | 0.35 |
| Charlie Cenas, WOF, Jr. | 17 | 6 | 0.35 |

TOP POINTS AVERAGES

(min. 15 matches)

| Player, School, Yr. | M | Pts. | Avg. |
|-----------------------------|----|------|------|
| Alejandro Moreno, UNCG, So. | 20 | 45 | 2.25 |
| John Barry Nusum, FUR, So. | 23 | 43 | 1.87 |
| Jeremy McClure, GSU, Sr. | 18 | 33 | 1.83 |
| Chris Norbet, DAV, So. | 21 | 29 | 1.38 |
| Kenny Sykes, VMI, Sr. | 15 | 19 | 1.27 |
| Jordy Broder, APP, So. | 16 | 20 | 1.25 |
| Jason Seagle, VMI, Jr. | 17 | 20 | 1.18 |

TEAM SCORING

| School | M | Sh. | G | Avg. |
|-----------------------|----|-----|----|------|
| Furman | 24 | 372 | 59 | 2.46 |
| UNCG | 21 | 284 | 54 | 2.42 |
| Georgia Southern | 18 | 236 | 35 | 1.94 |
| VMI | 17 | 218 | 33 | 1.94 |
| Davidson | 21 | 274 | 38 | 1.77 |
| Appalachian State | 18 | 190 | 26 | 1.44 |
| The Citadel | 18 | 214 | 23 | 1.28 |
| Wofford | 17 | 132 | 18 | 1.06 |
| College of Charleston | 21 | 194 | 25 | 1.19 |

TEAM GOALKEEPING

| School | M | Min. | GA | GAA | S | Avg | ShO |
|---------------------|----|---------|----|------|-----|------|-----|
| Furman | 24 | 2248 | 18 | 0.72 | 92 | 3.83 | 10 |
| UNCG | 21 | 1909:39 | 22 | 1.04 | 62 | 2.95 | 10 |
| Davidson | 21 | 1929:05 | 34 | 1.58 | 79 | 3.76 | 6 |
| Appalachian State | 18 | 1635 | 34 | 1.87 | 79 | 4.38 | 4 |
| Coll. of Charleston | 21 | 1931:29 | 39 | 1.82 | 99 | 4.71 | 3 |
| VMI | 17 | 1603:49 | 35 | 1.96 | 88 | 5.3 | 4 |
| Georgia Southern | 18 | 1691:18 | 58 | 3.09 | 99 | 5.65 | 0 |
| Wofford | 17 | 1557 | 59 | 3.41 | 118 | 6.90 | 0 |
| The Citadel | 18 | 1661:03 | 63 | 3.41 | 126 | 7.00 | 2 |



1999 Rankings, National Statistics and Awards



SoCon in the NCAA Statistics

TEAM:

Scoring Offense

| | Games | W-L-T | Goals | Avg. |
|------------|-------|--------|-------|------|
| 9. UNCG | 21 | 13-8-0 | 54 | 2.57 |
| 14. Furman | 24 | 21-2-1 | 59 | 2.46 |

Team GAA

| | Games | W-L-T | Min | Goals | GA Avg. |
|------------|-------|--------|------|-------|---------|
| 13. Furman | 24 | 21-2-1 | 2248 | 18 | 0.72 |

Shutouts Percentage

| | Games | Shutouts | Avg. |
|------------|-------|----------|------|
| 25. UNCG | 21 | 9 | .429 |
| 28. Furman | 24 | 10 | .417 |

Winning Percentage

| | Won | Lost | Tied | Pct. |
|-----------|-----|------|------|------|
| 2. Furman | 21 | 2 | 1 | .896 |

Home Attendance

| | Games | Attendance | Avg. |
|------------|-------|------------|-------|
| 12. Furman | 10 | 13,131 | 1,313 |
| 15. UNCG | 9 | 10,376 | 1,153 |

Team Single Game Highs

Team Goals:

t8. VMI, 8 vs. Shenandoah, Sept. 4

INDIVIDUAL:

Points per game

| | Games | Goals | Asst. | Pts. | Avg. |
|------------------------------|-------|-------|-------|------|------|
| 9. Alejandro Moreno, UNCG | 20 | 19 | 7 | 45 | 2.25 |
| 27. John Barry Nusum, Furman | 23 | 17 | 9 | 43 | 1.87 |
| 28. Jeremy McClure, GSU | 18 | 14 | 5 | 33 | 1.83 |

Goals per game

| | Games | Goals | Avg. |
|------------------------------|-------|-------|------|
| 9. Alejandro Moreno, UNCG | 20 | 19 | 0.95 |
| 26. Jeremy McClure, GSU | 18 | 14 | 0.78 |
| 30. John Barry Nusum, Furman | 23 | 17 | 0.74 |

Assists per game

| | Games | Assists | Avg. |
|---------------------------|-------|---------|------|
| 5. Daniel Alvarez, Furman | 23 | 16 | 0.70 |
| 14. Chris Goos, UNCG | 20 | 11 | 0.55 |

Goals Against Average

| | Games | Mins. | Goals. | GAA |
|--------------------------|-------|-------|--------|------|
| 11. Scott Blount, Furman | 24 | 2116 | 16 | 0.68 |

Saves Per Game

| | Games | Saves | Avg. |
|----------------------------|-------|-------|------|
| 8. Matt Schupp, Citadel | 18 | 122 | 6.78 |
| 17. Daniel Wilson, Wofford | 17 | 100 | 5.88 |
| 20. Steve Swann, VMI | 10 | 58 | 5.80 |

Individual Game Highs

Points

t1. Jason Seagle, VMI, 10 vs. Belmont, Sept. 10

Goals

t1. Jason Seagle, VMI, 5 vs. Belmont, Sept. 10
 t6. Jeremy McClure, GSU, 4 vs. George Washington, Sept. 11
 t6. Alejandro Moreno, UNG, 4 vs Citadel, Oct. 12

Assists

t3. Jeremy McClure, GSU, 2 vs. Wofford, Oct. 3

Goalie Saves

t3. Matt Schupp, Citadel, 15 vs. VMI, Oct. 30

NSCAA/adidas All America First Team

Daniel Alvarez, Sr., MF, Furman
 John Barry Nusum, So., F., Furman

NSCAA/adidas All America Second Team

Matt Goldsmith, So, D., Furman

NSCAA/adidas Division I Men's All-Regional Teams

Southeast:

First Team

Scott Blount, So, GK, Furman
 Matt Goldsmith, So., D, Furman
 Daniel Alvarez, Sr., MF, Furman
 Alejandro Moreno, So., F, UNCG
 John Barry Nusum, So., F, Furman

Third Team

David Beuhler, Jr, D, Davidson
 Seth Marks, Sr, MF, Furman

Coach of the Year

Doug Allison, Furman

Soccer America MVP Team

Daniel Alvarez, Sr., MF, Furman

College Soccer Online All-America

Second Team

Matt Goldsmith, So., D, Furman
 John Barry Nusum, So., F, Furman

Third Team

Daniel Alvarez, Sr., MF, Furman

1999 Southern Conference Players of the Week

Week 9: Andy Foy, Furman
 Week 8: Kenny Sykes, VMI
 Week 7: Stephen Rodriguez, Furman
 Week 6: Andrew Holbrook, Davidson
 Week 5: Ben Wilson, The Citadel
 Week 4: John Barry Nusum, Furman
 Week 3: Alejandro Moreno, UNC Greensboro
 Week 2: Jason Seagle, VMI
 Week 1: Scott Blount, Furman; David Buehler, Davidson

NSCAA/adidas Men's NCAA Division I Final National Rankings

| | | | | | |
|----|-------------------|---------------|-----|----------------|----------|
| 1 | Indiana | 21-3-0 | 15 | St. John's | 12-6-3 |
| 2 | Santa Clara | 17-4-2 | 16 | Maryland | 14-6-0 |
| 3 | UCLA | 19-3-0 | 17 | Brown | 13-5-0 |
| 4 | Connecticut | 18-5-0 | 18 | Yale | 13-5-1 |
| 5 | FURMAN | 21-2-1 | 19 | San Diego | 14-4-0 |
| 6 | Penn State | 19-4-1 | 20 | Rutgers | 12-6-3 |
| 7 | Duke | 16-1-3 | 21 | Creighton | 11-5-2 |
| 8 | UAB | 17-6-0 | 22 | UMBC | 19-1-2 |
| 9 | Saint Louis | 17-4-2 | 23 | Stanford | 12-4-3 |
| 10 | Virginia | 14-9-1 | 24 | North Carolina | 12-7-1 |
| 11 | Wake Forest | 13-3-5 | 25t | Rhode Island | 17-4-1 4 |
| 12 | Washington | 15-5-2 | 25t | VCU | 14-7-1 4 |
| 13 | SW Missouri State | 17-1-3 | | | |
| 14 | So Methodist | 16-4-0 | | | |

NSCAA/adidas Men's NCAA Division I Final Regional Rankings (South Region)

| Rk. | School | Record |
|-----|----------------|---------------|
| 1 | Duke | 15-0-3 |
| 2 | Furman | 19-1-1 |
| 3 | Wake Forest | 12-2-5 |
| 4 | UAB | 15-5-0 |
| 5 | North Carolina | 12-6-1 |
| 6 | South Carolina | 10-7-2 |
| 7 | UNCG | 13-8-0 |
| 8 | Clemson | 9-8-2 |
| 9 | Mercer | 12-7-2 |
| 10 | Jacksonville | 12-5-1 |

Also Receiving Votes: South Florida, Florida Atlantic



2000 Season In Review



Southern Conference Men's Soccer Standings FINAL

| Team | Conference | | | | Overall | | | | Home | Road | Neutral | GF | GA |
|-----------------------|------------|---|---|-------|---------|----|---|------|-------|-------|---------|----|----|
| | W | L | T | Pct. | W | L | T | Pct. | | | | | |
| Furman | 8 | 0 | 0 | 1.000 | 17 | 4 | 2 | .739 | 8-2 | 5-2-1 | 4-0-1 | 76 | 20 |
| Appalachian State | 6 | 2 | 0 | .750 | 13 | 7 | 0 | .650 | 5-1 | 5-4 | 3-2 | 46 | 40 |
| UNCG | 6 | 2 | 0 | .750 | 12 | 7 | 1 | .625 | 6-4-1 | 5-2 | 1-1 | 58 | 33 |
| Davidson | 6 | 2 | 0 | .750 | 11 | 8 | 1 | .575 | 4-5 | 5-2-1 | 2-1 | 47 | 34 |
| College of Charleston | 4 | 4 | 0 | .500 | 10 | 9 | 3 | .523 | 4-5 | 2-4-1 | 3-1-2 | 36 | 35 |
| Georgia Southern | 2 | 5 | 1 | .312 | 6 | 11 | 3 | .375 | 4-5 | 2-5-3 | 0-1 | 30 | 44 |
| VMI | 2 | 6 | 0 | .250 | 5 | 12 | 0 | .294 | 3-6 | 2-5 | 0-1 | 24 | 54 |
| The Citadel | 1 | 7 | 0 | .125 | 5 | 14 | 0 | .263 | 2-3 | 1-6 | 2-5 | 26 | 71 |
| Wofford | 0 | 7 | 1 | .062 | 3 | 13 | 2 | .222 | 3-6-1 | 0-7 | 0-0-1 | 22 | 45 |

2000 Southern Conference Awards and Honors

First Team

F- John Barry Nusum, Furman
 Alejandro Moreno, UNCG
 Jordy Broder, Appalachian State
MF- Matt Goldsmith, Furman
 Carl Junot, Furman
 Johnnie Keen, The Citadel
 Erik Ozimek, Davidson
D- David Buehler, Davidson
 Jason Duncan, College of Charleston
 McNeil Cronin, Furman
GK- Scott Blount, Furman

Second Team

F- Jeff Files, College of Charleston
 John Tetirick, Davidson
 Jason Seagle, VMI
MF- Jeff Russell, Georgia Southern
 Patrick Tanner, Furman
 Kenny Bundy, UNCG
D- Chris Weddle, Appalachian State
 Justin Wisdo, UNCG
 Jack Handy, Furman
GK- Soren Johnson, Davidson
 Garrett Lazenby, Georgia Southern

Player of the Year: Jordy Broder, Appalachian State

Freshman of the Year: McNeil Cronin, Furman

Coach of the Year: Aiden Heaney, Appalachian State; Charlie Slagle, Davidson; Doug Allison, Furman

Southern Conference Men's All-Tournament Team

Wes Martino, GK, College of Charleston
 Jason Duncan, D, College of Charleston
 Dane Erickson, MF, Davidson
 David Buehler, D, Davidson
 Chris Weddle, D, Appalachian State
 Eric Daughtry, D, Appalachian State
 Jordy Broder, F, Appalachian State
 John Barry Nusum, F, Furman
 Clint Hill, F, Furman
 Vaughn Bethell, MF, Furman
 Sergei Raad, F, Furman

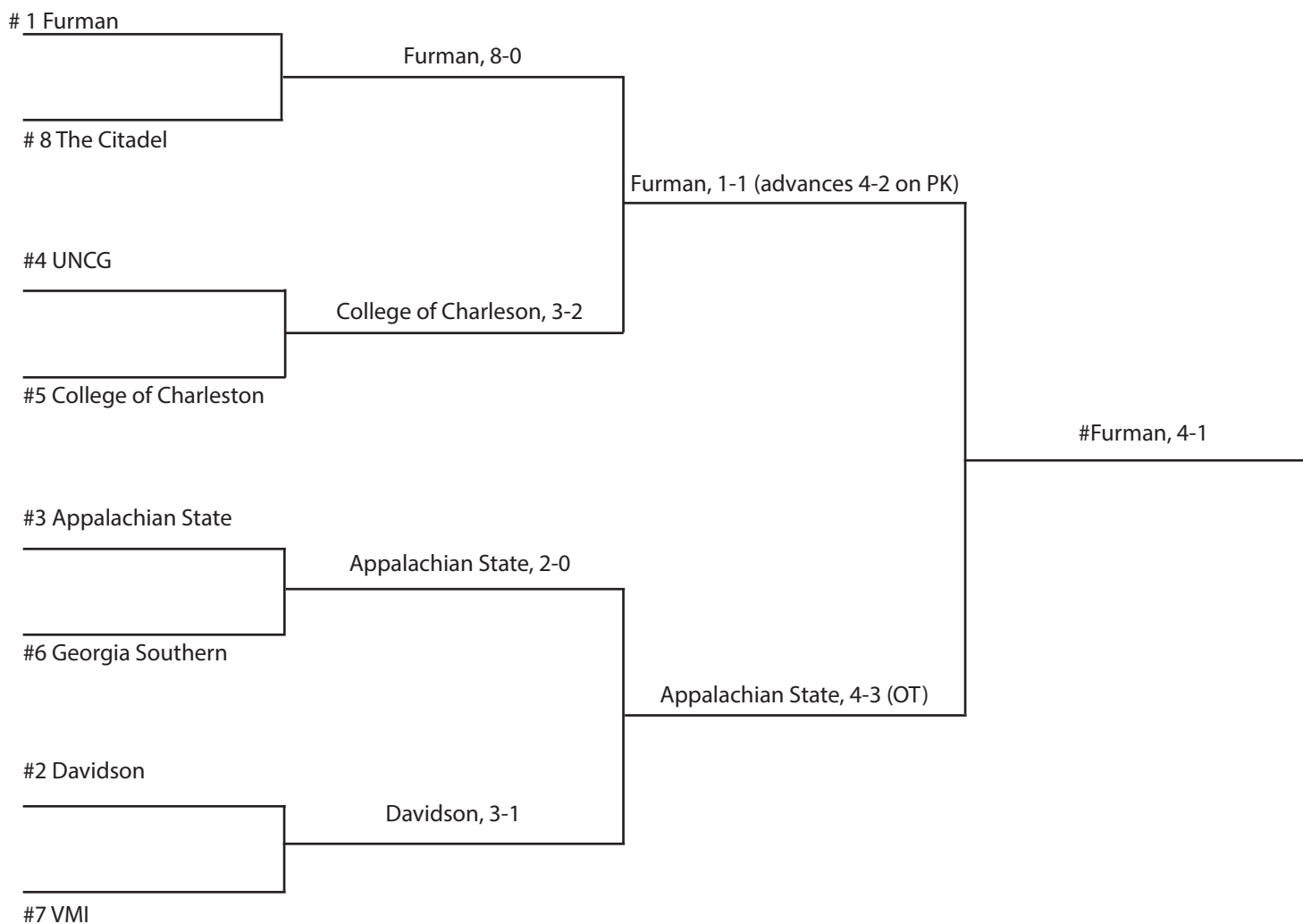
Most Outstanding Player- John Barry Nusum, Furman



2000 Gift of Life/Men's Soccer Championship



November 2-5 College of Charleston Soccer Complex at Patriots Point Mt. Pleasant, SC





2000 Final Statistics



SHOTS

| ## | Player-Team | GP | No. | Avg/G |
|-----|-----------------------|----|-----|-------|
| 1. | John Barry Nusum-FUR | 22 | 84 | 3.82 |
| 2. | Alejandro Moreno-UNCG | 19 | 80 | 4.21 |
| 3. | Jordy Broder-APP | 19 | 65 | 3.42 |
| 4. | Chris Goos-UNCG | 20 | 64 | 3.20 |
| 5. | Tetirick, Jon-DAV | 20 | 48 | 2.40 |
| 6. | Justin Wisdo-UNCG | 20 | 46 | 2.30 |
| 8. | Patrick Tanner-FUR | 23 | 46 | 2.00 |
| 8. | Jeff Russell-GSU | 19 | 45 | 2.37 |
| 9. | Norbet, Chris-DAV | 20 | 40 | 2.00 |
| 10. | Johnnie Keen-CIT | 19 | 38 | 2.00 |

SHOTS PER GAME

| ## | Player-Team | GP | No. | Avg/G |
|----|-----------------------|----|-----|-------|
| 1. | Alejandro Moreno-UNCG | 19 | 80 | 4.21 |
| 2. | John Barry Nusum-FUR | 22 | 84 | 3.82 |
| 3. | Jordy Broder-APP | 19 | 65 | 3.42 |
| 4. | Chris Goos-UNCG | 20 | 64 | 3.20 |
| 5. | Tetirick, Jon-DAV | 20 | 48 | 2.40 |
| 6. | Jeff Russell-GSU | 19 | 45 | 2.37 |
| 7. | Justin Wisdo-UNCG | 20 | 46 | 2.30 |
| 8. | Tony Moffat-GSU | 18 | 37 | 2.06 |
| 9. | Patrick Tanner-FUR | 23 | 46 | 2.00 |
| | Norbet, Chris-DAV | 20 | 40 | 2.00 |
| | Johnnie Keen-CIT | 19 | 38 | 2.00 |
| | Ben Wilson-CIT | 18 | 36 | 2.00 |

POINTS

| ## | Player-Team | GP | Goals | Ast. | Pts. | Avg/G |
|----|-----------------------|----|-------|------|------|-------|
| 1. | John Barry Nusum-FUR | 22 | 18 | 12 | 48 | 2.18 |
| 2. | Jordy Broder-APP | 19 | 17 | 7 | 41 | 2.16 |
| 3. | Chris Goos-UNCG | 20 | 13 | 10 | 36 | 1.80 |
| 4. | Alejandro Moreno-UNCG | 19 | 15 | 5 | 35 | 1.84 |
| 5. | Tetirick, Jon-DAV | 20 | 11 | 5 | 27 | 1.35 |
| | Patrick Tanner-FUR | 23 | 12 | 3 | 27 | 1.17 |
| 7. | Sergei Raad-FUR | 23 | 8 | 10 | 26 | 1.13 |
| 8. | Ben Wilson-CIT | 18 | 10 | 4 | 24 | 1.33 |
| | Svafnir Gislason-UNCG | 20 | 9 | 6 | 24 | 1.20 |
| | Norbet, Chris-DAV | 20 | 7 | 10 | 24 | 1.20 |

POINTS PER GAME

| ## | Player-Team | GP | Goals | Ast. | Pts. | Avg/G |
|-----|-----------------------|----|-------|------|------|-------|
| 1. | John Barry Nusum-FUR | 22 | 18 | 12 | 48 | 2.18 |
| 2. | Jordy Broder-APP | 19 | 17 | 7 | 41 | 2.16 |
| 3. | Alejandro Moreno-UNCG | 19 | 15 | 5 | 35 | 1.84 |
| 4. | Chris Goos-UNCG | 20 | 13 | 10 | 36 | 1.80 |
| 5. | Tetirick, Jon-DAV | 20 | 11 | 5 | 27 | 1.35 |
| 6. | Ben Wilson-CIT | 18 | 10 | 4 | 24 | 1.33 |
| 7. | Jason Seagle-VMI | 14 | 7 | 3 | 17 | 1.21 |
| 8. | Norbet, Chris-DAV | 20 | 7 | 10 | 24 | 1.20 |
| | Svafnir Gislason-UNCG | 20 | 9 | 6 | 24 | 1.20 |
| 10. | Patrick Tanner-FUR | 23 | 12 | 3 | 27 | 1.17 |

GOALS

| ## | Player-Team | GP | No. | Avg/G |
|----|-----------------------|----|-----|-------|
| 1. | John Barry Nusum-FUR | 22 | 18 | 0.82 |
| 2. | Jordy Broder-APP | 19 | 17 | 0.89 |
| 3. | Alejandro Moreno-UNCG | 19 | 15 | 0.79 |
| 4. | Chris Goos-UNCG | 20 | 13 | 0.65 |
| 5. | Patrick Tanner-FUR | 23 | 12 | 0.52 |
| 6. | Tetirick, Jon-DAV | 20 | 11 | 0.55 |
| 7. | Ben Wilson-CIT | 18 | 10 | 0.56 |
| 8. | Svafnir Gislason-UNCG | 20 | 9 | 0.45 |
| 9. | Anthony Esquivel-FUR | 23 | 8 | 0.35 |
| | Sergei Raad-FUR | 23 | 8 | 0.35 |

GOALS PER GAME

| ## | Player-Team | GP | No. | Avg/G |
|----|-----------------------|----|-----|-------|
| 1. | Jordy Broder-APP | 19 | 17 | 0.89 |
| 2. | John Barry Nusum-FUR | 22 | 18 | 0.82 |
| 3. | Alejandro Moreno-UNCG | 19 | 15 | 0.79 |
| 4. | Chris Goos-UNCG | 20 | 13 | 0.65 |
| 5. | Ben Wilson-CIT | 18 | 10 | 0.56 |
| 6. | Tetirick, Jon-DAV | 20 | 11 | 0.55 |
| 7. | Patrick Tanner-FUR | 23 | 12 | 0.52 |
| 8. | Jason Seagle-VMI | 14 | 7 | 0.50 |

| | | | | |
|-----|-----------------------|----|---|------|
| 9. | Svafnir Gislason-UNCG | 20 | 9 | 0.45 |
| 10. | Jonathan Rios-VMI | 16 | 6 | 0.38 |

ASSISTS

| ## | Player-Team | GP | No. | Avg/G |
|----|-----------------------|----|-----|-------|
| 1. | McNeil Cronin-FUR | 23 | 15 | 0.65 |
| 2. | John Barry Nusum-FUR | 22 | 12 | 0.55 |
| 3. | Norbet, Chris-DAV | 20 | 10 | 0.50 |
| | Chris Goos-UNCG | 20 | 10 | 0.50 |
| | Sergei Raad-FUR | 23 | 10 | 0.43 |
| 6. | Carl Junot-FUR | 18 | 8 | 0.44 |
| 7. | Jordy Broder-APP | 19 | 7 | 0.37 |
| | Matt Goldsmith-FUR | 23 | 7 | 0.30 |
| 9. | Ozimek, Erik-DAV | 19 | 6 | 0.32 |
| | Svafnir Gislason-UNCG | 20 | 6 | 0.30 |
| | Tony Brown-GSU | 20 | 6 | 0.30 |
| | Vaughn Bethell-FUR | 22 | 6 | 0.27 |

ASSISTS PER GAME

| ## | Player-Team | GP | No. | Avg/G |
|-----|----------------------|----|-----|-------|
| 1. | McNeil Cronin-FUR | 23 | 15 | 0.65 |
| 2. | John Barry Nusum-FUR | 22 | 12 | 0.55 |
| 3. | Chris Goos-UNCG | 20 | 10 | 0.50 |
| | Norbet, Chris-DAV | 20 | 10 | 0.50 |
| 5. | Carl Junot-FUR | 18 | 8 | 0.44 |
| 6. | Sergei Raad-FUR | 23 | 10 | 0.43 |
| 7. | Jordy Broder-APP | 19 | 7 | 0.37 |
| 8. | Sean Nickerson-FUR | 12 | 4 | 0.33 |
| 9. | Ozimek, Erik-DAV | 19 | 6 | 0.32 |
| 10. | Matt Goldsmith-FUR | 23 | 7 | 0.30 |

GAME-WINNING GOALS

| ## | Player-Team | GP | No. | Avg/G |
|----|-----------------------|----|-----|-------|
| 1. | Jeff Files-COFC | 19 | 4 | 0.21 |
| | Alejandro Moreno-UNCG | 19 | 4 | 0.21 |
| | John Barry Nusum-FUR | 22 | 4 | 0.18 |
| | Patrick Tanner-FUR | 23 | 4 | 0.17 |
| 5. | Jordy Broder-APP | 19 | 3 | 0.16 |

SAVES

| ## | Player-Team | GP | No. | Avg/G |
|-----|------------------------|----|-----|-------|
| 1. | Wes Martino-COFC | 22 | 118 | 5.36 |
| 2. | Joshua Clayman-CIT | 18 | 105 | 5.83 |
| | Garret Lazenby-GSU | 19 | 105 | 5.53 |
| 4. | Scott Blount-FUR | 23 | 77 | 3.35 |
| 5. | Johnson, Soren-DAV | 20 | 63 | 3.15 |
| 6. | Eric Williams-WOF | 14 | 51 | 3.64 |
| 7. | Michael Rostin-WOF | 15 | 49 | 3.27 |
| 8. | Chris Robinson-APP | 12 | 40 | 3.33 |
| 9. | Kirk Latibeaudiere-GSU | 9 | 33 | 3.67 |
| 10. | Morgan Harris-VMI | 11 | 30 | 2.73 |

SAVES PER GAME

| ## | Player-Team | GP | No. | Avg/G |
|----|--------------------|----|-----|-------|
| 1. | Joshua Clayman-CIT | 18 | 105 | 5.83 |
| 2. | Garret Lazenby-GSU | 19 | 105 | 5.53 |
| 3. | Wes Martino-COFC | 22 | 118 | 5.36 |
| 4. | Scott Blount-FUR | 23 | 77 | 3.35 |
| 5. | Michael Rostin-WOF | 15 | 49 | 3.27 |
| 6. | Johnson, Soren-DAV | 20 | 63 | 3.15 |
| 7. | Morgan Harris-VMI | 11 | 30 | 2.73 |
| 8. | Joe Crump-UNCG | 13 | 29 | 2.23 |

SHUTOUTS

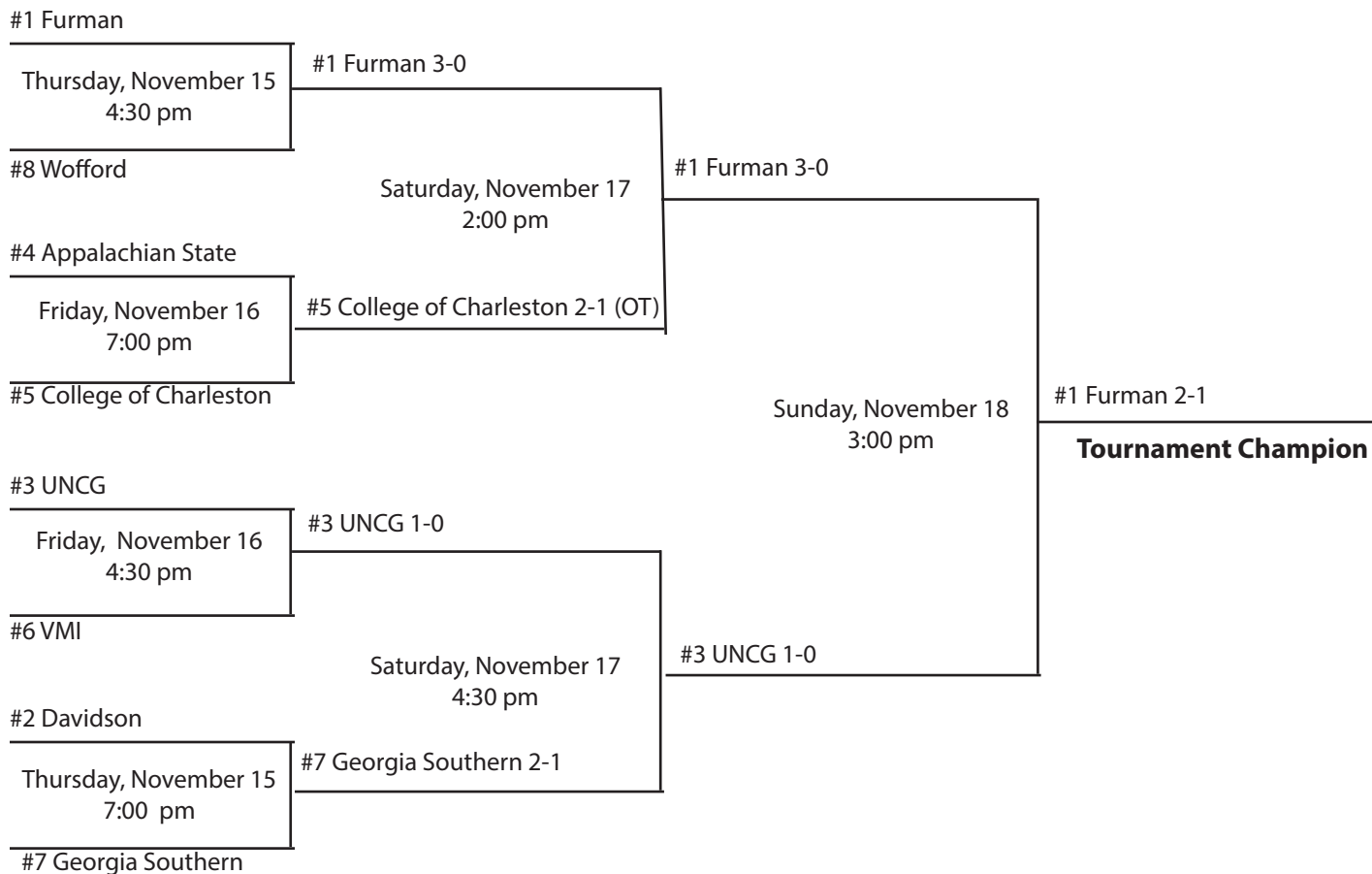
| ## | Player-Team | GP | Shutouts | Sho/G |
|-----|---------------------|----|----------|-------|
| 1. | Scott Blount-FUR | 23 | 8.0 | 0.35 |
| 2. | Johnson, Soren-DAV | 20 | 4.5 | 0.22 |
| 3. | Wes Martino-COFC | 22 | 4.0 | 0.18 |
| 4. | Chris Robinson-APP | 12 | 2.5 | 0.21 |
| 5. | Joshua Clayman-CIT | 18 | 2.0 | 0.11 |
| | Will Chaple-FUR | 7 | 2.0 | 0.29 |
| 7. | Joe Crump-UNCG | 13 | 1.5 | 0.12 |
| | Greg Brooks-APP | 13 | 1.5 | 0.12 |
| 9. | Garret Lazenby-GSU | 19 | 1.1 | 0.06 |
| 10. | Michael Rostin-WOF | 15 | 1.0 | 0.07 |
| | Lance Rawlings-COFC | 7 | 1.0 | 0.14 |
| | Eric Williams-WOF | 14 | 1.0 | 0.07 |



2001 Gift of Life/Men's Soccer Championship



November 15-18 College of Charleston Soccer Complex at Patriots Point Mt. Pleasant, SC





2001, 2002 Final Statistics



2001 Final Stats

SHOTS

| ## | Player-Team | GP | No. | Avg/G |
|----|--------------------------|----|-----|-------|
| 1. | Chris Goos-UNCG | 22 | 87 | 3.95 |
| 2. | Cliff Patterson-UNCG | 22 | 76 | 3.45 |
| 3. | Kenny Bundy-UNCG | 22 | 55 | 2.50 |
| 4. | Jeff Russell-GSU | 20 | 54 | 2.70 |
| 5. | Tony Moffat-GSU | 19 | 53 | 2.79 |
| 6. | Jeff Files-COFC | 17 | 52 | 3.06 |
| 7. | Clint Dempsey-FUR | 21 | 51 | 2.43 |
| 8. | Tony Myers-COFC | 14 | 46 | 3.29 |
| 9. | Fredrik Henriksen-APP | 19 | 45 | 2.37 |
| | Ricardo D. Granados-COFC | 20 | 45 | 2.25 |

SHOTS PER GAME

| ## | Player-Team | GP | No. | Avg/G |
|-----|----------------------|----|-----|-------|
| 1. | Chris Goos-UNCG | 22 | 87 | 3.95 |
| 2. | Cliff Patterson-UNCG | 22 | 76 | 3.45 |
| 3. | Tony Myers-COFC | 14 | 46 | 3.29 |
| 4. | Jeff Files-COFC | 17 | 52 | 3.06 |
| 5. | Tony Moffat-GSU | 19 | 53 | 2.79 |
| 6. | Jeff Russell-GSU | 20 | 54 | 2.70 |
| 7. | Wes Meadows-GSU | 17 | 44 | 2.59 |
| | Keon McPherson-APP | 17 | 44 | 2.59 |
| 9. | Kenny Bundy-UNCG | 22 | 55 | 2.50 |
| 10. | Clint Dempsey-FUR | 21 | 51 | 2.43 |

POINTS

| ## | Player-Team | GP | Goals | Ast. | Pts. | Avg/G |
|-----|-----------------------|----|-------|------|------|-------|
| 1. | Chris Goos-UNCG | 22 | 20 | 20 | 60 | 2.73 |
| 2. | Cliff Patterson-UNCG | 22 | 17 | 7 | 41 | 1.86 |
| 3. | Anthony Esquivel-FUR | 21 | 13 | 4 | 30 | 1.43 |
| 4. | Egill Atlason-UNCG | 19 | 9 | 7 | 25 | 1.32 |
| 5. | Scott Hoch-FUR | 18 | 10 | 3 | 23 | 1.28 |
| | Nick Hansell-DAV | 20 | 11 | 1 | 23 | 1.15 |
| 7. | Kenny Bundy-UNCG | 22 | 5 | 11 | 21 | 0.95 |
| 8. | Steve Mellor-APP | 17 | 6 | 5 | 17 | 1.00 |
| | Svafnir Gislason-UNCG | 22 | 6 | 5 | 17 | 0.77 |
| 10. | Ben Wilson-CIT | 15 | 7 | 2 | 16 | 1.07 |
| | Wes Meadows-GSU | 17 | 7 | 2 | 16 | 0.94 |
| | Jeff Russell-GSU | 20 | 4 | 8 | 16 | 0.80 |
| | Clint Dempsey-FUR | 21 | 5 | 6 | 16 | 0.76 |

POINTS PER GAME

| ## | Player-Team | GP | Goals | Ast. | Pts. | Avg/G |
|-----|----------------------|----|-------|------|------|-------|
| 1. | Chris Goos-UNCG | 22 | 20 | 20 | 60 | 2.73 |
| 2. | Cliff Patterson-UNCG | 22 | 17 | 7 | 41 | 1.86 |
| 3. | Anthony Esquivel-FUR | 21 | 13 | 4 | 30 | 1.43 |
| 4. | Chefik Simo-FUR | 11 | 4 | 7 | 15 | 1.36 |
| 5. | Egill Atlason-UNCG | 19 | 9 | 7 | 25 | 1.32 |
| 6. | Scott Hoch-FUR | 18 | 10 | 3 | 23 | 1.28 |
| 7. | Nick Hansell-DAV | 20 | 11 | 1 | 23 | 1.15 |
| 8. | Ben Wilson-CIT | 15 | 7 | 2 | 16 | 1.07 |
| 9. | Steve Mellor-APP | 17 | 6 | 5 | 17 | 1.00 |
| 10. | Kenny Bundy-UNCG | 22 | 5 | 11 | 21 | 0.95 |

GOALS

| ## | Player-Team | GP | No. | Avg/G |
|----|----------------------|----|-----|-------|
| 1. | Chris Goos-UNCG | 22 | 20 | 0.91 |
| 2. | Cliff Patterson-UNCG | 22 | 17 | 0.77 |
| 3. | Anthony Esquivel-FUR | 21 | 13 | 0.62 |
| 4. | Nick Hansell-DAV | 20 | 11 | 0.55 |
| 5. | Scott Hoch-FUR | 18 | 10 | 0.56 |
| 6. | Egill Atlason-UNCG | 19 | 9 | 0.47 |
| 7. | Ben Wilson-CIT | 15 | 7 | 0.47 |
| | Wes Meadows-GSU | 17 | 7 | 0.41 |
| 9. | Daniel Whitehall-VMI | 15 | 6 | 0.40 |
| | Alex Carter-APP | 16 | 6 | 0.38 |

2002 Final Stats

SHOTS

| ## | Player-Team | GP | No. | Avg/G |
|----|--------------------------|----|-----|-------|
| 1. | Chris Goos-UNCG | 22 | 87 | 3.95 |
| 2. | Cliff Patterson-UNCG | 22 | 76 | 3.45 |
| 3. | Kenny Bundy-UNCG | 22 | 55 | 2.50 |
| 4. | Jeff Russell-GSU | 20 | 54 | 2.70 |
| 5. | Tony Moffat-GSU | 19 | 53 | 2.79 |
| 6. | Jeff Files-COFC | 17 | 52 | 3.06 |
| 7. | Clint Dempsey-FUR | 21 | 51 | 2.43 |
| 8. | Tony Myers-COFC | 14 | 46 | 3.29 |
| 9. | Fredrik Henriksen-APP | 19 | 45 | 2.37 |
| | Ricardo D. Granados-COFC | 20 | 45 | 2.25 |

SHOTS PER GAME

| ## | Player-Team | GP | No. | Avg/G |
|-----|----------------------|----|-----|-------|
| 1. | Chris Goos-UNCG | 22 | 87 | 3.95 |
| 2. | Cliff Patterson-UNCG | 22 | 76 | 3.45 |
| 3. | Tony Myers-COFC | 14 | 46 | 3.29 |
| 4. | Jeff Files-COFC | 17 | 52 | 3.06 |
| 5. | Tony Moffat-GSU | 19 | 53 | 2.79 |
| 6. | Jeff Russell-GSU | 20 | 54 | 2.70 |
| 7. | Wes Meadows-GSU | 17 | 44 | 2.59 |
| | Keon McPherson-APP | 17 | 44 | 2.59 |
| 9. | Kenny Bundy-UNCG | 22 | 55 | 2.50 |
| 10. | Clint Dempsey-FUR | 21 | 51 | 2.43 |

POINTS

| ## | Player-Team | GP | Goals | Ast. | Pts. | Avg/G |
|-----|-----------------------|----|-------|------|------|-------|
| 1. | Chris Goos-UNCG | 22 | 20 | 20 | 60 | 2.73 |
| 2. | Cliff Patterson-UNCG | 22 | 17 | 7 | 41 | 1.86 |
| 3. | Anthony Esquivel-FUR | 21 | 13 | 4 | 30 | 1.43 |
| 4. | Egill Atlason-UNCG | 19 | 9 | 7 | 25 | 1.32 |
| 5. | Scott Hoch-FUR | 18 | 10 | 3 | 23 | 1.28 |
| | Nick Hansell-DAV | 20 | 11 | 1 | 23 | 1.15 |
| 7. | Kenny Bundy-UNCG | 22 | 5 | 11 | 21 | 0.95 |
| 8. | Steve Mellor-APP | 17 | 6 | 5 | 17 | 1.00 |
| | Svafnir Gislason-UNCG | 22 | 6 | 5 | 17 | 0.77 |
| 10. | Ben Wilson-CIT | 15 | 7 | 2 | 16 | 1.07 |
| | Wes Meadows-GSU | 17 | 7 | 2 | 16 | 0.94 |
| | Jeff Russell-GSU | 20 | 4 | 8 | 16 | 0.80 |
| | Clint Dempsey-FUR | 21 | 5 | 6 | 16 | 0.76 |

POINTS PER GAME

| ## | Player-Team | GP | Goals | Ast. | Pts. | Avg/G |
|-----|----------------------|----|-------|------|------|-------|
| 1. | Chris Goos-UNCG | 22 | 20 | 20 | 60 | 2.73 |
| 2. | Cliff Patterson-UNCG | 22 | 17 | 7 | 41 | 1.86 |
| 3. | Anthony Esquivel-FUR | 21 | 13 | 4 | 30 | 1.43 |
| 4. | Chefik Simo-FUR | 11 | 4 | 7 | 15 | 1.36 |
| 5. | Egill Atlason-UNCG | 19 | 9 | 7 | 25 | 1.32 |
| 6. | Scott Hoch-FUR | 18 | 10 | 3 | 23 | 1.28 |
| 7. | Nick Hansell-DAV | 20 | 11 | 1 | 23 | 1.15 |
| 8. | Ben Wilson-CIT | 15 | 7 | 2 | 16 | 1.07 |
| 9. | Steve Mellor-APP | 17 | 6 | 5 | 17 | 1.00 |
| 10. | Kenny Bundy-UNCG | 22 | 5 | 11 | 21 | 0.95 |

GOALS

| ## | Player-Team | GP | No. | Avg/G |
|----|----------------------|----|-----|-------|
| 1. | Chris Goos-UNCG | 22 | 20 | 0.91 |
| 2. | Cliff Patterson-UNCG | 22 | 17 | 0.77 |
| 3. | Anthony Esquivel-FUR | 21 | 13 | 0.62 |
| 4. | Nick Hansell-DAV | 20 | 11 | 0.55 |
| 5. | Scott Hoch-FUR | 18 | 10 | 0.56 |
| 6. | Egill Atlason-UNCG | 19 | 9 | 0.47 |
| 7. | Ben Wilson-CIT | 15 | 7 | 0.47 |
| | Wes Meadows-GSU | 17 | 7 | 0.41 |
| 9. | Daniel Whitehall-VMI | 15 | 6 | 0.40 |
| | Alex Carter-APP | 16 | 6 | 0.38 |
| | Steve Mellor-APP | 17 | 6 | 0.35 |



2003 Season In Review



Southern Conference Men's Soccer Standings

| Team | Conference | | | Overall | | W | L | T | Pct. | Home | Road | Neutral | GF | GA |
|-----------------------|------------|---|---|---------|----|----|----|---|------|-------|-------|---------|----|----|
| | W | L | T | Pct-PTS | | | | | | | | | | |
| Davidson | 6 | 1 | 0 | .857 | 18 | 15 | 6 | 2 | .696 | 5-2-0 | 5-4-2 | 5-0-0 | 35 | 20 |
| College of Charleston | 5 | 2 | 0 | .714 | 15 | 13 | 4 | 3 | .725 | 6-0-1 | 4-2-1 | 3-2-1 | 45 | 17 |
| UNCG | 4 | 1 | 2 | .714 | 14 | 10 | 8 | 2 | .550 | 4-2-2 | 4-4-0 | 2-2-0 | 39 | 29 |
| Furman | 3 | 2 | 2 | .571 | 11 | 6 | 9 | 4 | .421 | 3-2-2 | 1-4-2 | 2-3-0 | 23 | 26 |
| Appalachian State | 3 | 4 | 0 | .429 | 9 | 7 | 11 | 1 | .395 | 3-1-0 | 1-7-1 | 3-3-1 | 22 | 29 |
| Georgia Southern | 2 | 4 | 1 | .357 | 7 | 6 | 11 | 2 | .368 | 4-2-1 | 2-7-1 | 0-2-0 | 27 | 37 |
| Elon | 1 | 5 | 1 | .214 | 4 | 6 | 11 | 1 | .361 | 4-6-0 | 2-4-1 | 0-1-0 | 17 | 26 |
| Wofford | 1 | 6 | 0 | .143 | 3 | 3 | 16 | 0 | .158 | 2-7-0 | 1-7-0 | 0-2-0 | 11 | 45 |

Conference Tournament Results

2003 Gift of Life/Southern Conference Tournament in Charleston, SC

Thursday, November 13

Davidson 1, Wofford 0
College of Charleston 1, Elon 0

Friday, November 14

Furman 3, Appalachian State 1
UNCG 2, Georgia Southern 1

Saturday, November 15

Davidson 3, Furman 0
College of Charleston 3, UNCG 2 (2 OTs)

Sunday, November 16

Davidson 1, College of Charleston 0

All-Tournament Team

GK - Keith Wiggans, College of Charleston
GK - Bart Creasman, Davidson
D - Drew Cavanaugh, College of Charleston
D - John Latting, Davidson
D - McNeil Cronin, Furman
D - Justin Porter, Davidson
F - Jeff Files, College of Charleston
F - Nick Hansell, Davidson
F - Scott Hoch, Furman
F - Egill Atlason, UNCG
F - Scott Jones, UNCG

Most Outstanding Player

F - Nick Hansell, Davidson

All-Conference Team

First Team:

GK - Keith Wiggans, College of Charleston
D - Mark Thornton, Appalachian State
D - Drew Cavanaugh, Col. of Charleston
D - John Latting, Davidson
D - McNeil Cronin, Furman
MF - Clint Dempsey, Furman
MF - James Goodman, UNCG
MF - Scott Jones, UNCG
F - Keon McPherson, Appalachian State
F - Scott Hoch, Furman
F - Tony Moffat, Georgia Southern

Second Team:

GK - Bart Creasman, Davidson
GK - Alex Maslow, Furman
D - Nahum Navas, Furman
D - Brent McDowell, Elon
D - Casey Davis, UNCG
MF - Sage Martina, College of Charleston
MF - Justin Porter, Davidson
MF - Egill Atlason, UNCG
F - Ricardo Diaz Granados, Col. of Charleston
F - Jeff Files, College of Charleston
F - Randi Patterson, UNCG

Player of the Year: Tony Moffat, GSU

Freshman of the Year: Scott Jones, UNCG

Coach of the Year: Matt Spear, Davidson

NCAA Results - First Round

Friday, November 21

Davidson 0, Coastal Carolina 3

Coastal Carolina advances to play the University of North Carolina on Wednesday, November 26 in the second round of the NCAA Championships.

Players of the Week

Nov. 10 Keon McPherson, App. St
Nov. 3 Joel Kozak, Wofford
Oct. 27 Tyler Mullen, Georgia Southern
Oct. 20 Jeff Files, College of Charleston
Oct. 13 Scott Hoch, Furman
Oct. 6 John Latting, Davidson
Sept. 29 Tony Moffat, Georgia Southern
Sept. 22 Bart Creasman, Davidson
Sept. 15 Randi Patterson, UNCG
Sept. 8 Jeff Davis, Davidson
Sept. 1 Nick Hansell, Davidson



2003 Gift of Life/Men's Soccer Championship



November 13-16 College of Charleston Soccer Complex at Patriots Point Mt. Pleasant, SC

#1 Davidson

Thursday, Nov. 13
4:30 pm
Patriot's Point

Davidson 1-0

#8 Wofford

Saturday, Nov. 15
3:30 pm
Blackbaud Stadium

Davidson 3-0

#4 Furman

Friday, Nov. 14
4:30 pm
Patriot's Point

Furman 3-1

#5 Appalachian State

Sunday, Nov. 16
1:00 pm
Blackbaud Stadium

Davidson 1-0

#3 UNCG

Friday, Nov. 14
7:00 pm
Patriot's Point

UNCG 2-1

#6 Georgia Southern

Saturday, Nov. 15
6:00 pm
Blackbaud Stadium

College of Charleston 3-2 (2 OTs)

#2 College of Charleston

Thursday, Nov. 13
7:00 pm
Patriot's Point

College of Charleston 1-0

#7 Elon



2003 Final Statistics



TEAM MISCELLANEOUS

| Team | GP | Shots | Fouls | Offside | Corners | PK | PKA | YC | RC |
|---------------------|----|-------|-------|---------|---------|----|-----|----|----|
| Appalachian State | 19 | 231 | 235 | 28 | 97 | 2 | 1 | 25 | 3 |
| Coll. of Charleston | 20 | 293 | 276 | 69 | 103 | 4 | 3 | 33 | 0 |
| Davidson | 23 | 287 | 315 | 56 | 142 | 1 | 1 | 38 | 0 |
| ELON | 18 | 203 | 248 | 54 | 108 | 0 | 0 | 27 | 0 |
| Furman | 19 | 200 | 331 | 48 | 79 | 3 | 2 | 43 | 4 |
| Georgia Southern | 19 | 237 | 396 | 58 | 103 | 4 | 2 | 53 | 4 |
| UNCG | 20 | 270 | 267 | 57 | 138 | 3 | 2 | 21 | 0 |
| Wofford | 19 | 201 | 249 | 43 | 88 | 2 | 2 | 34 | 0 |

SHOTS

| ## | Team | GP | No. | Avg/G |
|----|---------------------|----|-----|-------|
| 1. | Coll. of Charleston | 20 | 293 | 14.65 |
| 2. | Davidson | 23 | 287 | 12.48 |
| 3. | UNCG | 20 | 270 | 13.50 |
| 4. | Georgia Southern | 19 | 237 | 12.47 |
| 5. | Appalachian State | 19 | 230 | 12.11 |
| 6. | ELON | 18 | 203 | 11.28 |
| 7. | Wofford | 19 | 201 | 10.58 |
| 8. | Furman | 19 | 200 | 10.53 |

POINTS

| ## | Team | GP | No. | Avg/G |
|----|---------------------|----|-----|-------|
| 1. | Coll. of Charleston | 20 | 132 | 6.60 |
| 2. | UNCG | 20 | 112 | 5.60 |
| 3. | Davidson | 23 | 100 | 4.35 |
| 4. | Georgia Southern | 19 | 78 | 4.11 |
| 5. | Furman | 19 | 66 | 3.47 |
| 6. | Appalachian State | 19 | 63 | 3.32 |
| 7. | ELON | 18 | 52 | 2.89 |
| 8. | Wofford | 19 | 39 | 2.05 |

GOALS

| ## | Team | GP | No. | Avg/G |
|----|---------------------|----|-----|-------|
| 1. | Coll. of Charleston | 20 | 45 | 2.25 |
| 2. | UNCG | 20 | 39 | 1.95 |
| 3. | Davidson | 23 | 35 | 1.52 |
| 4. | Georgia Southern | 19 | 27 | 1.42 |
| 5. | Furman | 19 | 23 | 1.21 |
| 6. | Appalachian State | 19 | 22 | 1.16 |
| 7. | ELON | 18 | 17 | 0.94 |
| 8. | Wofford | 19 | 13 | 0.68 |

GOALS PER GAME

| ## | Team | GP | No. | Avg/G |
|----|---------------------|----|-----|-------|
| 1. | Coll. of Charleston | 20 | 45 | 2.25 |
| 2. | UNCG | 20 | 39 | 1.95 |
| 3. | Davidson | 23 | 35 | 1.52 |
| 4. | Georgia Southern | 19 | 27 | 1.42 |
| 5. | Furman | 19 | 23 | 1.21 |
| 6. | Appalachian State | 19 | 22 | 1.16 |
| 7. | ELON | 18 | 17 | 0.94 |
| 8. | Wofford | 19 | 13 | 0.68 |

ASSISTS

| ## | Team | GP | No. | Avg/G |
|----|---------------------|----|-----|-------|
| 1. | Coll. of Charleston | 20 | 42 | 2.10 |
| 2. | UNCG | 20 | 34 | 1.70 |
| 3. | Davidson | 23 | 30 | 1.30 |
| 4. | Georgia Southern | 19 | 24 | 1.26 |
| 5. | Furman | 19 | 20 | 1.05 |
| 6. | Appalachian State | 19 | 19 | 1.00 |
| 7. | ELON | 18 | 18 | 1.00 |
| 8. | Wofford | 19 | 13 | 0.68 |

ASSISTS PER GAME

| ## | Team | GP | No. | Avg/G |
|----|---------------------|----|-----|-------|
| 1. | Coll. of Charleston | 20 | 42 | 2.10 |
| 2. | UNCG | 20 | 34 | 1.70 |
| 3. | Davidson | 23 | 30 | 1.30 |
| 4. | Georgia Southern | 19 | 24 | 1.26 |
| 5. | Furman | 19 | 20 | 1.05 |
| 6. | Appalachian State | 19 | 19 | 1.00 |
| 7. | ELON | 18 | 18 | 1.00 |
| 8. | Wofford | 19 | 13 | 0.68 |

GOALS ALLOWED

| ## | Team | GP | No. | Avg/G |
|----|---------------------|----|-----|-------|
| 1. | Coll. of Charleston | 20 | 17 | 0.85 |
| 2. | Davidson | 23 | 20 | 0.87 |

| | | | | |
|----|-------------------|----|----|------|
| 3. | ELON | 18 | 26 | 1.44 |
| | Furman | 19 | 26 | 1.37 |
| 5. | Appalachian State | 19 | 28 | 1.47 |
| 6. | UNCG | 20 | 29 | 1.45 |
| 7. | Georgia Southern | 19 | 37 | 1.95 |
| 8. | Wofford | 19 | 48 | 2.53 |

GOALS AGAINST AVERAGE

| ## | Team | GP | GA | Minutes | GaAvg |
|----|---------------------|----|----|---------|-------|
| 1. | Coll. of Charleston | 20 | 17 | 1873:13 | 0.82 |
| 2. | Davidson | 23 | 20 | 2122:39 | 0.85 |
| 3. | Furman | 19 | 26 | 1796:24 | 1.30 |
| 4. | UNCG | 20 | 29 | 1861:27 | 1.40 |
| 5. | Georgia Southern | 19 | 37 | 1752:36 | 1.90 |
| 6. | ELON | 18 | 26 | 1657:59 | 1.41 |
| 7. | Appalachian State | 19 | 29 | 1744:27 | 1.50 |
| 8. | Wofford | 19 | 48 | 1747:13 | 2.47 |

GOALS AGAINST AVERAGE

| ## | Team | GP | GA | Minutes | GaAvg |
|----|---------------------|----|----|---------|-------|
| 1. | Coll. of Charleston | 20 | 17 | 1873:13 | 0.82 |
| 2. | Davidson | 23 | 20 | 2122:39 | 0.85 |
| 3. | UNCG | 20 | 29 | 1861:27 | 1.40 |
| 4. | ELON | 18 | 26 | 1657:59 | 1.41 |
| 5. | Appalachian State | 19 | 29 | 1744:27 | 1.50 |
| 6. | Furman | 19 | 26 | 1796:24 | 1.30 |
| 7. | Georgia Southern | 19 | 37 | 1752:36 | 1.90 |
| 8. | Wofford | 19 | 48 | 1747:13 | 2.47 |

SAVES

| ## | Team | GP | No. | Avg/G |
|----|---------------------|----|-----|-------|
| 1. | Wofford | 19 | 113 | 5.95 |
| 2. | Appalachian State | 19 | 104 | 5.47 |
| 3. | Coll. of Charleston | 20 | 96 | 4.80 |
| 4. | Furman | 19 | 89 | 4.68 |
| 5. | Georgia Southern | 19 | 87 | 4.58 |
| 6. | ELON | 18 | 86 | 4.78 |
| 7. | Davidson | 23 | 83 | 3.61 |
| 8. | UNCG | 20 | 80 | 4.00 |

SHUTOUTS

| ## | Team | GP | Shutouts | Avg/G |
|----|---------------------|----|----------|-------|
| 1. | Coll. of Charleston | 20 | 10 | 0.50 |
| | Davidson | 23 | 10 | 0.43 |
| 3. | ELON | 18 | 6 | 0.33 |
| 4. | Georgia Southern | 19 | 4 | 0.21 |
| | Appalachian State | 19 | 4 | 0.21 |
| | Furman | 19 | 4 | 0.21 |
| | UNCG | 20 | 4 | 0.20 |
| 8. | Wofford | 19 | 2 | 0.11 |

FOULS

| ## | Team | GP | No. | Avg/G |
|----|---------------------|----|-----|-------|
| 1. | Georgia Southern | 19 | 396 | 20.84 |
| 2. | Furman | 19 | 331 | 17.42 |
| 3. | Davidson | 23 | 315 | 13.70 |
| 4. | Coll. of Charleston | 20 | 276 | 13.80 |
| 5. | UNCG | 20 | 267 | 13.35 |
| 6. | Wofford | 19 | 249 | 13.11 |
| 7. | ELON | 18 | 248 | 13.78 |
| 8. | Appalachian State | 19 | 235 | 12.37 |

CORNERS

| ## | Team | GP | No. | Avg/G |
|----|---------------------|----|-----|-------|
| 1. | Davidson | 23 | 142 | 6.17 |
| 2. | UNCG | 20 | 138 | 6.90 |
| 3. | ELON | 18 | 108 | 6.00 |
| 4. | Coll. of Charleston | 20 | 103 | 5.15 |
| | Georgia Southern | 19 | 103 | 5.42 |
| 6. | Appalachian State | 19 | 97 | 5.11 |
| 7. | Wofford | 19 | 88 | 4.63 |
| 8. | Furman | 19 | 79 | 4.16 |

OFFSIDES

| ## | Team | GP | No. | Avg/G |
|----|---------------------|----|-----|-------|
| 1. | Coll. of Charleston | 20 | 69 | 3.45 |
| 2. | Georgia Southern | 19 | 58 | 3.05 |



2003 Final Statistics



| | | | | | | | | | |
|----|-------------------|----|----|------|------|------------------------|----|------|------|
| 3. | UNCG | 20 | 57 | 2.85 | | Ricardo Diaz Grandos20 | 9 | 0.45 | |
| 4. | Davidson | | 23 | 56 | 2.43 | Nick Hansell-DAV | 23 | 9 | 0.39 |
| 5. | ELON | | 18 | 54 | 3.00 | Fredrick Henriksen | 17 | 8 | 0.47 |
| 6. | Furman | | 19 | 48 | 2.53 | James Goodman-UNCG | 20 | 8 | 0.40 |
| 7. | Wofford | | 19 | 43 | 2.26 | Sage Martina-COFC | 20 | 8 | 0.40 |
| 8. | Appalachian State | | 19 | 28 | 1.47 | Jeff Davis-DAV | 22 | 8 | 0.36 |
| | | | | | | Clint Dempsey-FUR | 17 | 7 | 0.41 |

YELLOW CARDS

| ## | Team | GP | No. | Avg/G |
|----|---------------------|----|-----|-------|
| 1. | Georgia Southern | 19 | 53 | 2.79 |
| 2. | Furman | 19 | 43 | 2.26 |
| 3. | Davidson | 23 | 38 | 1.65 |
| 4. | Wofford | 19 | 34 | 1.79 |
| 5. | Coll. of Charleston | 20 | 33 | 1.65 |
| 6. | ELON | 18 | 27 | 1.50 |
| 7. | Appalachian State | 19 | 25 | 1.32 |
| 8. | UNCG | 20 | 21 | 1.05 |

TEAM SUMMARIES

| Team | GP | GF | GA | Avg | Score |
|---------------------|----|----|----|-----|-------|
| Appalachian State | 19 | 22 | 29 | 1.2 | 1.5 |
| Coll. of Charleston | 20 | 45 | 17 | 2.2 | 0.9 |
| Davidson | 23 | 35 | 20 | 1.5 | 0.9 |
| ELON | 18 | 17 | 26 | 0.9 | 1.4 |
| Furman | 19 | 23 | 26 | 1.2 | 1.4 |
| Georgia Southern | 19 | 27 | 37 | 1.4 | 1.9 |
| UNCG | 20 | 39 | 29 | 2.0 | 1.5 |
| Wofford | 19 | 13 | 48 | 0.7 | 2.5 |

SHOTS

| ## | Player-Team | GP | No. | Avg/G |
|------|---------------------------|----|------|-------|
| 1. | Tony Moffat-GSU | 18 | 87 | 4.83 |
| 2. | Ricardo Diaz Grandos-COFC | 20 | 58 | 2.90 |
| 3. | Randi Patterson-UNCG 20 | 53 | 2.65 | |
| 4. | Nick Hansell-DAV | 23 | 51 | 2.22 |
| 5. | Scott Hoch-FUR | 19 | 50 | 2.63 |
| 6. | Jesus Arroyo-Peco-WOF | 14 | 47 | 3.36 |
| | Keon McPherson-APP | 17 | 47 | 2.76 |
| | Jeff Files-COFC | 20 | 47 | 2.35 |
| 9. | James Goodman-UNCG | 20 | 46 | |
| 2.30 | | | | |
| 10. | Mac Wilkie-DAV | 23 | 40 | 1.74 |

SHOTS PER GAME

| ## | Player-Team | GP | No. | Avg/G |
|------|---------------------------|----|------|-------|
| 1. | Tony Moffat-GSU | 18 | 87 | 4.83 |
| 2. | Jesus Arroyo-Peco-WOF | 14 | 47 | 3.36 |
| 3. | Ricardo Diaz Grandos-COFC | 20 | 58 | 2.90 |
| 4. | Keon McPherson-APP | 17 | 47 | 2.76 |
| 5. | Randi Patterson-UNCG 20 | 53 | 2.65 | |
| 6. | Scott Hoch-FUR | 19 | 50 | 2.63 |
| 7. | Jeff Files-COFC | 20 | 47 | 2.35 |
| 8. | James Goodman-UNCG | 20 | 46 | |
| 2.30 | | | | |
| 9. | Fredrick Henriksen-APP | 17 | 39 | 2.29 |
| 10. | Paul Bellacqua-ELON | 16 | 36 | 2.25 |

POINTS

| ## | Player-Team | GP | Goals | Ast. | Pts. |
|-----|------------------------|----|-------|------|------|
| 1. | Tony Moffat-GSU | 18 | 9 | 6 | 24 |
| | Randi Patterson | 20 | 11 | 2 | 24 |
| 3. | Scott Jones-UNCG | 20 | 6 | 11 | 23 |
| 4. | Ricardo Diaz Grandos20 | 9 | 4 | 4 | 22 |
| | Sage Martina-COFC | 20 | 8 | 6 | 22 |
| 6. | Scott Hoch-FUR | 19 | 10 | 1 | 21 |
| | James Goodman-UNCG | 20 | 8 | 5 | 21 |
| 21 | | | | | |
| | Jeff Davis-DAV | 22 | 8 | 5 | 21 |
| | Nick Hansell-DAV | 23 | 9 | 3 | 21 |
| 10. | Jeff Files-COFC | 20 | 6 | 8 | 20 |

GOALS

| ## | Player-Team | GP | No. | Avg/G |
|----|-----------------|----|-----|-------|
| 1. | Randi Patterson | 20 | 11 | 0.55 |
| 2. | Scott Hoch-FUR | 19 | 10 | 0.53 |
| 3. | Tony Moffat-GSU | 18 | 9 | 0.50 |

GOALS PER GAME

| ## | Player-Team | GP | No. | Avg/G |
|-----|------------------------|----|-----|-------|
| 1. | Randi Patterson | 20 | 11 | 0.55 |
| 2. | Scott Hoch-FUR | 19 | 10 | 0.53 |
| 3. | Tony Moffat-GSU | 18 | 9 | 0.50 |
| 4. | Fredrick Henriksen | 17 | 8 | 0.47 |
| 5. | Ricardo Diaz Grandos20 | 9 | 9 | 0.45 |
| 6. | Clint Dempsey-FUR | 17 | 7 | 0.41 |
| 7. | James Goodman-UNCG | 20 | 8 | 0.40 |
| | Sage Martina-COFC | 20 | 8 | 0.40 |
| 9. | Nick Hansell-DAV | 23 | 9 | 0.39 |
| 10. | Ben Hollingsworth | 16 | 6 | 0.38 |

ASSISTS

| ## | Player-Team | GP | No. | Avg/G |
|----|---------------------|----|-----|-------|
| 1. | Scott Jones-UNCG | 20 | 11 | 0.55 |
| 2. | Jeff Files-COFC | 20 | 8 | 0.40 |
| 3. | Josh Villalobos-FUR | 18 | 7 | 0.39 |
| 4. | Ben Hollingsworth | 16 | 6 | 0.38 |
| | Tony Moffat-GSU | 18 | 6 | 0.33 |
| | Sage Martina-COFC | 20 | 6 | 0.30 |
| 7. | Brad Mitchum-GSU | 16 | 5 | 0.31 |
| | Scott Milroth-COFC | 19 | 5 | 0.26 |
| | Carter Parrish-APP | 19 | 5 | 0.26 |
| | James Goodman-UNCG | 20 | 5 | 0.25 |
| | Cass Baltz-DAV | 22 | 5 | 0.23 |
| | Jeff Davis-DAV | 22 | 5 | 0.23 |
| | David Peoples-DAV | 23 | 5 | 0.22 |

ASSISTS PER GAME

| ## | Player-Team | GP | No. | Avg/G |
|----|---------------------|----|-----|-------|
| 1. | Scott Jones-UNCG | 20 | 11 | 0.55 |
| 2. | Jeff Files-COFC | 20 | 8 | 0.40 |
| 3. | Josh Villalobos-FUR | 18 | 7 | 0.39 |
| 4. | Ben Hollingsworth | 16 | 6 | 0.38 |
| 5. | Tony Moffat-GSU | 18 | 6 | 0.33 |
| 6. | Brad Mitchum-GSU | 16 | 5 | 0.31 |
| 7. | Sage Martina-COFC | 20 | 6 | 0.30 |
| 8. | Jesus Arroyo-Peco | 14 | 4 | 0.29 |
| 9. | Scott Milroth-COFC | 19 | 5 | 0.26 |
| | Carter Parrish-APP | 19 | 5 | 0.26 |

GAME-WINNING GOALS

| ## | Player-Team | GP | No. | Avg/G |
|----|------------------------|----|-----|-------|
| 1. | Nick Hansell-DAV | 23 | 6 | 0.26 |
| 2. | Jeff Files-COFC | 20 | 4 | 0.20 |
| 3. | Fredrick Henriksen | 17 | 3 | 0.18 |
| | Tony Moffat-GSU | 18 | 3 | 0.17 |
| | Randi Patterson | 20 | 3 | 0.15 |
| | Egill Atlason-UNCG | 20 | 3 | 0.15 |
| | Ricardo Diaz Grandos20 | 3 | 3 | 0.15 |
| | Jeff Davis-DAV | 22 | 3 | 0.14 |

SAVES

| ## | Player-Team | GP | No. | Avg/G |
|-----|--------------------|----|-----|-------|
| 1. | Philip Cavicchia | 19 | 100 | 5.26 |
| 2. | Philip Trotter-WOF | 19 | 90 | 4.74 |
| 3. | Keith Wiggans-COFC | 19 | 82 | 4.32 |
| 4. | Bart Creasman-DAV | 22 | 78 | 3.55 |
| 5. | Taylor Saxe-ELON | 16 | 72 | 4.50 |
| 6. | Alex Maslow-FUR | 11 | 50 | 4.55 |
| 7. | Jay Benfield-UNCG | 11 | 45 | 4.09 |
| 8. | Adam Webb-GSU | 13 | 43 | 3.31 |
| 9. | Kirk Latibeaudiere | 10 | 41 | 4.10 |
| 10. | John Hanley-FUR | 8 | 33 | 4.12 |
| | Joe Crump-UNCG | 13 | 33 | 2.54 |



2003 Final Statistics



SAVES PER GAME

| ## | Player-Team | GP | No. | Avg/G |
|----|--------------------|----|-----|-------|
| 1. | Philip Cavicchia | 19 | 100 | 5.26 |
| 2. | Philip Trotter-WOF | 19 | 90 | 4.74 |
| 3. | Keith Wiggins-COFC | 19 | 82 | 4.32 |
| 4. | Bart Creasman-DAV | 22 | 78 | 3.55 |

SHUTOUTS

| ## | Player-Team | GP | Shutouts | Sho/G |
|-----|---------------------|----|----------|-------|
| 1. | Keith Wiggins-COFC | 19 | 9 | 0.47 |
| 2. | Bart Creasman-DAV | 22 | 8 | 0.36 |
| 3. | Taylor Saxe-ELON | 16 | 5 | 0.31 |
| 4. | Alex Maslow-FUR | 11 | 3 | 0.27 |
| | Philip Cavicchia | 19 | 3 | 0.16 |
| | Kirk Latibeaudiere | 10 | 3 | 0.30 |
| 7. | Philip Trotter-WOF | 19 | 2 | 0.11 |
| | Zach Vogt-WOF | 0 | 2 | 0.00 |
| | Jay Benfield-UNCG | 11 | 2 | 0.18 |
| 10. | John Hanley-FUR | 8 | 1 | 0.12 |
| | George Nagle-APP | 1 | 1 | 1.00 |
| | Joe Crump-UNCG | 13 | 1 | 0.08 |
| | Kyle Ostendorf-ELON | 5 | 1 | 0.20 |
| | Adam Webb-GSU | 13 | 1 | 0.08 |

SHUTOUTS PER GAME

| ## | Player-Team | GP | Shutouts | Sho/G |
|-----|---------------------|----|----------|-------|
| 1. | George Nagle-APP | 1 | 1 | 1.00 |
| 2. | Keith Wiggins-COFC | 19 | 8 | 0.42 |
| 3. | Bart Creasman-DAV | 22 | 8 | 0.36 |
| 4. | Taylor Saxe-ELON | 16 | 5 | 0.31 |
| 5. | Kirk Latibeaudiere | 10 | 3 | 0.30 |
| 6. | Alex Maslow-FUR | 11 | 3 | 0.27 |
| 7. | Kyle Ostendorf-ELON | 5 | 1 | 0.20 |
| 8. | Jay Benfield-UNCG | 11 | 2 | 0.18 |
| 9. | Philip Cavicchia | 19 | 3 | 0.16 |
| 10. | John Hanley-FUR | 8 | 1 | 0.12 |

GOALS AGAINST AVG (Max. 20.00)

| ## | Player-Team | GP | GA | Minutes | GaAvg |
|----|--------------------|----|----|---------|-------|
| 1. | Keith Wiggins-COFC | 19 | 14 | 1693:13 | 0.74 |
| 2. | Bart Creasman-DAV | 22 | 17 | 2012:34 | 0.76 |
| 3. | Philip Cavicchia | 19 | 29 | 1725:57 | 1.51 |
| 4. | Philip Trotter-WOF | 19 | 47 | 1684:16 | 2.51 |



Reviewing 2004



Final 2004 Southern Conference Standings

| STANDINGS | CONFERENCE | | | | | OVERALL | | | | | | |
|------------------------|------------|---|---|-----|----|---------|----|----|---|------|----|----|
| | W | L | T | Pts | GF | GA | W | L | T | Pct | GF | GA |
| UNCG [^] | 6 | 0 | 1 | 19 | 21 | 5 | 18 | 2 | 1 | .881 | 58 | 24 |
| College of Charleston* | 5 | 2 | 1 | 19 | 15 | 7 | 17 | 5 | 1 | .761 | 42 | 28 |
| Appalachian State | 4 | 2 | 1 | 13 | 7 | 9 | 10 | 7 | 3 | .575 | 26 | 31 |
| Davidson | 4 | 3 | 0 | 12 | 11 | 11 | 11 | 10 | 1 | .523 | 37 | 41 |
| Georgia Southern | 3 | 3 | 1 | 10 | 9 | 8 | 7 | 7 | 4 | .500 | 25 | 24 |
| Furman | 2 | 5 | 0 | 6 | 7 | 9 | 6 | 10 | 2 | .389 | 19 | 20 |
| Elon | 1 | 5 | 1 | 4 | 8 | 13 | 4 | 11 | 5 | .325 | 22 | 34 |
| Wofford | 0 | 6 | 1 | 1 | 3 | 19 | 3 | 16 | 1 | .175 | 13 | 49 |

[^]-Regular Season Champion; *Tournament Champion

Conference Tournament Results

(at Daniel Island, SC)

First Round (Tuesday, November 9 Campus Sites)

- #1 UNCG 4, #8 Wofford 0
- #2 College of Charleston 1, #7 Elon 0
- #3 Appalachian State 1, #6 Furman 0
- #4 Davidson 4, #5 Georgia Southern 3

Semifinals (Friday, November 12)

- #4 Davidson 2, #1 UNCG 1
- #2 College of Charleston 1, #3 Appalachian State 0

Championship (Sunday, November 14)

- #2 College of Charleston 1, #4 Davidson 0 (OT)

2004 All-Tournament Team

Corey Luggier, Appalachian State
 Carter Parrish, Appalachian State
 D.J. McCurry, UNCG
 Matt Smith, UNCG
 Bart Creasman, Davidson
 Joey Bass, Davidson
 Ben Kittinger, Davidson
 Troy Lesesne, College of Charleston
 Keith Wiggans, College of Charleston
 Drew Cavanaugh, College of Charleston
 Ben Hollingsworth, College of Charleston

Most Valuable Player: Ben Hollingsworth, College of Charleston

2004 NCAA Tournament Results

First Round

Saturday, November 19: College of Charleston 3, South Carolina 2

Second Round

Tuesday, November 23: UNCG 2, College of Charleston 1

Third Round

Sunday, November 28: UC Santa Barbara 1, UNCG 0 (OT)

All-Conference Team

First Team

GK - Philip Cavicchia, Appalachian State
 D - John Latting, Davidson
 D - Drew Cavanaugh, College of Charleston
 D - David Worthen, UNCG
 MF - Troy Lesesne, College of Charleston
 MF - Phil Long, UNCG
 MF - Scott Jones, UNCG
 F - Keon McPherson, Appalachian State
 F - Randi Patterson, UNCG
 F - Tony Meyers, College of Charleston
 F - Lawrence Smith, Georgia Southern

Second Team

GK - Keith Wiggans, College of Charleston
 GK - Alex Maslow, Furman
 D - Junior Nombre, Elon
 D - Pat Farrell, UNCG
 D - Jon Leathers, Furman
 MF - Josh Villalobos, Furman
 MF - Ben Hollingsworth, College of Charleston
 MF - Egill Atlason, UNCG
 F - Douglas Boateng, Elon
 F - Tommy Irwin, Georgia Southern
 F - Raphael Jones, Appalachian State

Player-of-the-Year: Randi Patterson, UNCG

Freshman-of-the-Year: Matt Smith, UNCG

Coach-of-the-Year: Michael Parker, UNCG

Players-Of-The-Week

Sept. 9: Randi Patterson, UNCG
Sept. 13: Randi Patterson, UNCG
Sept. 21: Adam Webb, Georgia Southern
Sept. 28: Eliot Paschalis, Furman
Oct. 5: Keith Wiggans, College of Charleston
 Phil Long, UNCG
Oct. 12: Matt Schindelholz, College of Charleston
Oct. 19: Randi Patterson, UNCG
Oct. 26: Troy Lesesne, College of Charleston
 Randi Patterson, UNCG
Nov. 2: Lawrence Smith, Georgia Southern
Nov. 19: Mac Wilkie, Davidson



2004 SoCon Men's Soccer Championship



Tuesday, November 9 (Campus Sites)
November 12, 14
Blackbaud Stadium
Daniel Island, SC

Tuesday (Campus Sites)

Friday

Sunday

#1 UNCG*

Match 1
Tuesday, Nov. 9 7:00

#1 UNCG* 4-0

#8 Wofford

#4 Davidson*

Match 1
Tuesday, Nov. 9 7:00

#4 Davidson 4-3

#5 Georgia Southern

#3 Appalachian State*

Match 3
Tuesday, Nov. 9 7:00

#3 Appalachian State 1-0

#6 Furman

#2 College of Charleston*

Match 4
Tuesday, Nov. 9 6:00

#2 College of Charleston 1-0

#7 Elon

Match 5
Friday, Nov. 12
4:30 p.m.

#4 Davidson 2-1

Match 7
Sunday, Nov. 14
1:00 p.m.

#2 College of Charleston 1-0 (OT)

#2 College of Charleston 1-0

*First Round Hosts



2004 Final Statistics



2004 Southern Conference
INDIVIDUAL SOCCER STATISTICS
Through games of Nov 02, 2005 (All games)

To be ranked, a player must appear in at least 75.0% of their team's games, goalies at least 50.0% of their team's minutes.

SHOTS

| ## | Player-Team | GP | No. | Avg/G |
|-----|----------------------|----|-----|---------|
| 1. | Randi Patterson-UNCG | 23 | 73 | 3.17 |
| 2. | Tony Myers-COFC | | 21 | 61 2.90 |
| 3. | Troy Lesesne-COFC | | 24 | 59 2.46 |
| 4. | Richard Jata-FUR | | 17 | 57 3.35 |
| 5. | Lawrence Smith-GSU | | 17 | 54 3.18 |
| | Phil Long-UNCG | | 21 | 54 2.57 |
| 7. | Cass Baltz-DAV | | 20 | 50 2.50 |
| 8. | Keon McPherson-APP | | 17 | 49 2.88 |
| 9. | Douglas Boateng-ELON | 20 | 46 | 2.30 |
| 10. | Darren Toby-COFC | | 24 | 43 1.79 |

SHOTS PER GAME

| ## | Player-Team | GP | No. | Avg/G |
|-----|----------------------|----|-----|---------|
| 1. | Richard Jata-FUR | | 17 | 57 3.35 |
| 2. | Lawrence Smith-GSU | | 17 | 54 3.18 |
| 3. | Randi Patterson-UNCG | 23 | 73 | 3.17 |
| 4. | Tony Myers-COFC | | 21 | 61 2.90 |
| 5. | Keon McPherson-APP | | 17 | 49 2.88 |
| 6. | Phil Long-UNCG | | 21 | 54 2.57 |
| 7. | Cass Baltz-DAV | | 20 | 50 2.50 |
| 8. | Tommy Irwin-GSU | | 17 | 42 2.47 |
| 9. | Troy Lesesne-COFC | | 24 | 59 2.46 |
| 10. | Douglas Boateng-ELON | 20 | 46 | 2.30 |

POINTS

| ## | Player-Team | GP | Goals | Ast. | Pts. | Avg/G |
|----|------------------------|----|-------|------|------|-------|
| 1. | Randi Patterson-UNCG | 23 | 19 | 8 | 46 | 2.00 |
| 2. | Matt Smith-UNCG | 23 | 9 | 5 | 23 | 1.00 |
| 3. | Scott Jones-UNCG | 20 | 7 | 7 | 21 | 1.05 |
| 4. | Lawrence Smith-GSU | 17 | 8 | 4 | 20 | 1.18 |
| 5. | Ben Hollingsworth-COFC | 22 | 9 | 1 | 19 | 0.86 |
| 6. | Phil Long-UNCG | 21 | 7 | 4 | 18 | 0.86 |
| | Troy Lesesne-COFC | 24 | 4 | 10 | 18 | 0.75 |
| 8. | Keon McPherson-APP | 17 | 6 | 5 | 17 | 1.00 |
| 9. | Jeremy Gold-COFC | 19 | 4 | 8 | 16 | 0.84 |
| | Brett Paschall-ELON | 20 | 7 | 2 | 16 | 0.80 |
| | Tony Myers-COFC | 21 | 7 | 2 | 16 | 0.76 |
| | James Goodman-UNCG | 22 | 6 | 4 | 16 | 0.73 |
| | Mac Wilkie-DAV | 22 | 4 | 8 | 16 | 0.73 |

POINTS PER GAME

| ## | Player-Team | GP | Goals | Ast. | Pts. | Avg/G |
|-----|------------------------|----|-------|------|------|-------|
| 1. | Randi Patterson-UNCG | 23 | 19 | 8 | 46 | 2.00 |
| 2. | Lawrence Smith-GSU | 17 | 8 | 4 | 20 | 1.18 |
| 3. | Scott Jones-UNCG | 20 | 7 | 7 | 21 | 1.05 |
| 4. | Matt Smith-UNCG | 23 | 9 | 5 | 23 | 1.00 |
| | Keon McPherson-APP | 17 | 6 | 5 | 17 | 1.00 |
| 6. | Tommy Irwin-GSU | 17 | 7 | 1 | 15 | 0.88 |
| 7. | Ben Hollingsworth-COFC | 22 | 9 | 1 | 19 | 0.86 |
| 8. | Phil Long-UNCG | 21 | 7 | 4 | 18 | 0.86 |
| 9. | Jeremy Gold-COFC | 19 | 4 | 8 | 16 | 0.84 |
| 10. | Brett Paschall-ELON | 20 | 7 | 2 | 16 | 0.80 |

GOALS

| ## | Player-Team | GP | No. | Avg/G |
|----|------------------------|----|-----|--------|
| 1. | Randi Patterson-UNCG | 23 | 19 | 0.83 |
| 2. | Ben Hollingsworth-COFC | | 22 | 9 0.41 |
| | Matt Smith-UNCG | | 23 | 9 0.39 |
| 4. | Lawrence Smith-GSU | | 17 | 8 0.47 |
| 5. | Tommy Irwin-GSU | | 17 | 7 0.41 |
| | Brett Paschall-ELON | 20 | 7 | 0.35 |
| | Scott Jones-UNCG | | 20 | 7 0.35 |
| | Douglas Boateng-ELON | 20 | 7 | 0.35 |
| | Phil Long-UNCG | | 21 | 7 0.33 |
| | Tony Myers-COFC | | 21 | 7 0.33 |

GOALS PER GAME

| ## | Player-Team | GP | No. | Avg/G |
|-----|------------------------|----|-----|--------|
| 1. | Randi Patterson-UNCG | 23 | 19 | 0.83 |
| 2. | Lawrence Smith-GSU | | 17 | 8 0.47 |
| 3. | Tommy Irwin-GSU | | 17 | 7 0.41 |
| 4. | Ben Hollingsworth-COFC | | 22 | 9 0.41 |
| 5. | Matt Smith-UNCG | | 23 | 9 0.39 |
| 6. | Keon McPherson-APP | | 17 | 6 0.35 |
| 7. | Brett Paschall-ELON | 20 | 7 | 0.35 |
| | Scott Jones-UNCG | | 20 | 7 0.35 |
| | Douglas Boateng-ELON | 20 | 7 | 0.35 |
| 10. | Phil Long-UNCG | | 21 | 7 0.33 |
| | Tony Myers-COFC | | 21 | 7 0.33 |

ASSISTS

| ## | Player-Team | GP | No. | Avg/G |
|-----|----------------------|----|-----|---------|
| 1. | Troy Lesesne-COFC | | 24 | 10 0.42 |
| 2. | Jeremy Gold-COFC | | 19 | 8 0.42 |
| | Mac Wilkie-DAV | | 22 | 8 0.36 |
| | Randi Patterson-UNCG | 23 | 8 | 0.35 |
| 5. | Scott Jones-UNCG | | 20 | 7 0.35 |
| | Jeff Lochrie-UNCG | | 22 | 7 0.32 |
| | Egill Atlason-UNCG | | 23 | 7 0.30 |
| 8. | Josh Villalobos-FUR | 18 | 6 | 0.33 |
| | Cass Baltz-DAV | | 20 | 6 0.30 |
| 10. | Keon McPherson-APP | | 17 | 5 0.29 |
| | Matt Smith-UNCG | | 23 | 5 0.22 |

ASSISTS PER GAME

| ## | Player-Team | GP | No. | Avg/G |
|-----|----------------------|----|-----|---------|
| 1. | Jeremy Gold-COFC | | 19 | 8 0.42 |
| 2. | Troy Lesesne-COFC | | 24 | 10 0.42 |
| 3. | Mac Wilkie-DAV | | 22 | 8 0.36 |
| 4. | Scott Jones-UNCG | | 20 | 7 0.35 |
| 5. | Randi Patterson-UNCG | 23 | 8 | 0.35 |
| 6. | Josh Villalobos-FUR | 18 | 6 | 0.33 |
| 7. | Jeff Lochrie-UNCG | | 22 | 7 0.32 |
| 8. | Egill Atlason-UNCG | | 23 | 7 0.30 |
| 9. | Cass Baltz-DAV | | 20 | 6 0.30 |
| 10. | Keon McPherson-APP | | 17 | 5 0.29 |

GAME-WINNING GOALS

| ## | Player-Team | GP | No. | Avg/G |
|----|------------------------|----|-----|--------|
| 1. | Ben Hollingsworth-COFC | | 22 | 6 0.27 |
| 2. | Scott Jones-UNCG | | 20 | 5 0.25 |
| 3. | Raphael Jones-APP | | 20 | 4 0.20 |
| | Randi Patterson-UNCG | 23 | 4 | 0.17 |
| 5. | Tommy Irwin-GSU | | 17 | 3 0.18 |
| | Phil Long-UNCG | | 21 | 3 0.14 |
| | James Goodman-UNCG | | 22 | 3 0.14 |
| | Matt Schindelholz-COFC | 22 | 3 | 0.14 |
| | Scott Milroth-COFC | | 23 | 3 0.13 |



2004 Final Statistics



GOALS AGAINST AVG

| ## | Player-Team GP | GA | Minutes | GaAvg | |
|----|--------------------|----|---------|---------|------|
| 1. | Jay Benfield-UNCG | 19 | 17 | 1539:48 | 0.99 |
| 2. | Alex Maslow-FUR | 18 | 19 | 1650:35 | 1.04 |
| 3. | Keith Wiggins-COFC | 24 | 28 | 2222:12 | 1.13 |
| 4. | Adam Webb-GSU | 17 | 23 | 1593:20 | 1.30 |
| 5. | P. Cavicchia-APP | 20 | 30 | 1853:24 | 1.46 |
| 6. | Bart Creasman-DAV | 21 | 30 | 1751:18 | 1.54 |
| 7. | Taylor Saxe-ELON | 20 | 33 | 1829:48 | 1.62 |
| 8. | Russ Sandifer-WOF | 19 | 25 | 956:26 | 2.35 |

SAVE PERCENTAGE

| ## | Player-Team GP | GA | Saves | SavePct | |
|----|--------------------|----|-------|---------|------|
| 1. | Alex Maslow-FUR | 18 | 90 | 19 | .826 |
| 2. | Jay Benfield-UNCG | 19 | 63 | 17 | .788 |
| 3. | Keith Wiggins-COFC | 24 | 99 | 28 | .780 |
| 4. | Taylor Saxe-ELON | 20 | 99 | 33 | .750 |
| 5. | Adam Webb-GSU | 17 | 68 | 23 | .747 |
| 6. | P. Cavicchia-APP | 20 | 83 | 30 | .735 |
| 7. | Russ Sandifer-WOF | 19 | 66 | 25 | .725 |
| 8. | Bart Creasman-DAV | 21 | 58 | 30 | .659 |

SAVES

| ## | Player-Team GP | No. | Avg/G | |
|-----|--------------------|-----|-------|------|
| 1. | Taylor Saxe-ELON | 20 | 99 | 4.95 |
| | Keith Wiggins-COFC | 24 | 99 | 4.12 |
| 3. | Alex Maslow-FUR | 18 | 90 | 5.00 |
| 4. | P. Cavicchia-APP | 20 | 83 | 4.15 |
| 5. | Adam Webb-GSU | 17 | 68 | 4.00 |
| 6. | Russ Sandifer-WOF | 19 | 66 | 3.47 |
| 7. | Jay Benfield-UNCG | 19 | 63 | 3.32 |
| 8. | Bart Creasman-DAV | 21 | 58 | 2.76 |
| 9. | Joey Taylor-WOF | 17 | 51 | 3.00 |
| 10. | Ryan Nowak-UNCG | 8 | 14 | 1.75 |

SAVES PER GAME

| ## | Player-Team GP | No. | Avg/G | |
|----|--------------------|-----|-------|------|
| 1. | Alex Maslow-FUR | 18 | 90 | 5.00 |
| 2. | Taylor Saxe-ELON | 20 | 99 | 4.95 |
| 3. | P. Cavicchia-APP | 20 | 83 | 4.15 |
| 4. | Keith Wiggins-COFC | 24 | 99 | 4.12 |
| 5. | Adam Webb-GSU | 17 | 68 | 4.00 |
| 6. | Russ Sandifer-WOF | 19 | 66 | 3.47 |
| 7. | Jay Benfield-UNCG | 19 | 63 | 3.32 |
| 8. | Bart Creasman-DAV | 21 | 58 | 2.76 |

SHUTOUTS

| ## | Player-Team GP | Shutouts | Sho/G | |
|----|--------------------|----------|-------|------|
| 1. | Keith Wiggins-COFC | 24 | 9.0 | 0.38 |
| 2. | P. Cavicchia-APP | 20 | 5.0 | 0.25 |
| 3. | Alex Maslow-FUR | 18 | 4.0 | 0.22 |
| 4. | Adam Webb-GSU | 17 | 3.5 | 0.21 |
| 5. | Bart Creasman-DAV | 21 | 3.0 | 0.14 |
| 6. | Ryan Nowak-UNCG | 8 | 2.0 | 0.25 |
| | Jay Benfield-UNCG | 19 | 2.0 | 0.11 |
| 8. | Taylor Saxe-ELON | 20 | 1.0 | 0.05 |
| 9. | Brian Young-GSU | 3 | 0.5 | 0.17 |

SHUTOUTS PER GAME

| ## | Player-Team GP | Shutouts | Sho/G | |
|----|--------------------|----------|-------|------|
| 1. | Keith Wiggins-COFC | 24 | 9.0 | 0.38 |
| 2. | Ryan Nowak-UNCG | 8 | 2.0 | 0.25 |
| | P. Cavicchia-APP | 20 | 5.0 | 0.25 |
| 4. | Alex Maslow-FUR | 18 | 4.0 | 0.22 |
| 5. | Adam Webb-GSU | 17 | 3.5 | 0.21 |
| 6. | Brian Young-GSU | 3 | 0.5 | 0.17 |

| | | | | |
|----|-------------------|----|-----|------|
| 7. | Bart Creasman-DAV | 21 | 3.0 | 0.14 |
| 8. | Jay Benfield-UNCG | 19 | 2.0 | 0.11 |
| 9. | Taylor Saxe-ELON | 20 | 1.0 | 0.05 |

TEAM MISCELLANEOUS

| Team | GP | Shots | Fouls | Off. | Corners | PK | PKA | YC | RC |
|--------------------|----|-------|-------|------|---------|----|-----|----|----|
| Appalachian State | 20 | 242 | 306 | 35 | 80 | 0 | 0 | 44 | 2 |
| Coll of Charleston | 24 | 364 | 348 | 85 | 99 | 1 | 0 | 24 | 1 |
| Davidson | 22 | 286 | 326 | 49 | 114 | 4 | 3 | 29 | 0 |
| Elon | 20 | 218 | 321 | 33 | 88 | 4 | 3 | 40 | 2 |
| Furman | 18 | 247 | 379 | 34 | 102 | 3 | 2 | 47 | 1 |
| Georgia Southern | 18 | 233 | 301 | 55 | 96 | 3 | 2 | 42 | 5 |
| UNCG | 23 | 323 | 290 | 56 | 140 | 6 | 6 | 40 | 1 |
| Wofford | 20 | 179 | 269 | 40 | 73 | 0 | 0 | 22 | 3 |

SHOTS

| ## | Team | GP | No. | Avg/G |
|----|--------------------|----|-----|-------|
| 1. | Coll of Charleston | 24 | 363 | 15.12 |
| 2. | UNCG | 23 | 323 | 14.04 |
| 3. | Davidson | 22 | 286 | 13.00 |
| 4. | Furman | 18 | 248 | 13.78 |
| 5. | Appalachian State | 20 | 242 | 12.10 |
| 6. | Georgia Southern | 18 | 232 | 12.89 |
| 7. | Elon | 20 | 218 | 10.90 |
| 8. | Wofford | 20 | 179 | 8.95 |

POINTS

| ## | Team | GP | No. | Avg/G |
|----|--------------------|----|-----|-------|
| 1. | UNCG | 23 | 161 | 7.00 |
| 2. | Coll of Charleston | 24 | 119 | 4.96 |
| 3. | Davidson | 22 | 109 | 4.95 |
| 4. | Appalachian State | 20 | 75 | 3.75 |
| 5. | Georgia Southern | 18 | 71 | 3.94 |
| 6. | Furman | 18 | 59 | 3.28 |
| 7. | Elon | 20 | 56 | 2.80 |
| 8. | Wofford | 20 | 39 | 1.95 |

GOALS

| ## | Team | GP | No. | Avg/G |
|----|--------------------|----|-----|-------|
| 1. | UNCG | 23 | 58 | 2.52 |
| 2. | Coll of Charleston | 24 | 42 | 1.75 |
| 3. | Davidson | 22 | 37 | 1.68 |
| 4. | Appalachian State | 20 | 26 | 1.30 |
| 5. | Georgia Southern | 18 | 25 | 1.39 |
| 6. | Elon | 20 | 22 | 1.10 |
| 7. | Furman | 18 | 20 | 1.11 |
| 8. | Wofford | 20 | 13 | 0.65 |

GOALS PER GAME

| ## | Team | GP | No. | Avg/G |
|----|--------------------|----|-----|-------|
| 1. | UNCG | 23 | 58 | 2.52 |
| 2. | Coll of Charleston | 24 | 42 | 1.75 |
| 3. | Davidson | 22 | 37 | 1.68 |
| 4. | Georgia Southern | 18 | 25 | 1.39 |
| 5. | Appalachian State | 20 | 26 | 1.30 |
| 6. | Furman | 18 | 20 | 1.11 |
| 7. | Elon | 20 | 22 | 1.10 |
| 8. | Wofford | 20 | 13 | 0.65 |

ASSISTS

| ## | Team | GP | No. | Avg/G |
|----|--------------------|----|-----|-------|
| 1. | UNCG | 23 | 45 | 1.96 |
| 2. | Coll of Charleston | 24 | 35 | 1.46 |
| | Davidson | 22 | 35 | 1.59 |
| 4. | Appalachian State | 20 | 23 | 1.15 |
| 5. | Georgia Southern | 18 | 21 | 1.17 |



2004 Final Statistics



| | | | | |
|----|---------|----|----|------|
| 6. | Furman | 18 | 19 | 1.06 |
| 7. | Wofford | 20 | 13 | 0.65 |
| 8. | Elon | 20 | 12 | 0.60 |

ASSISTS PER GAME

| ## | Team | GP | No. | Avg/G |
|----|--------------------|----|-----|-------|
| 1. | UNCG | 23 | 45 | 1.96 |
| 2. | Davidson | 22 | 35 | 1.59 |
| 3. | Coll of Charleston | 24 | 35 | 1.46 |
| 4. | Georgia Southern | 18 | 21 | 1.17 |
| 5. | Appalachian State | 20 | 23 | 1.15 |
| 6. | Furman | 18 | 19 | 1.06 |
| 7. | Wofford | 20 | 13 | 0.65 |
| 8. | Elon | 20 | 12 | 0.60 |

GOALS ALLOWED

| ## | Team | GP | No. | Avg/G |
|----|--------------------|----|-----|-------|
| 1. | Furman | 18 | 20 | 1.11 |
| 2. | Georgia Southern | 18 | 24 | 1.33 |
| 3. | UNCG | 23 | 25 | 1.09 |
| 4. | Coll of Charleston | 24 | 27 | 1.12 |
| 5. | Appalachian State | 20 | 31 | 1.55 |
| 6. | Elon | 20 | 34 | 1.70 |
| 7. | Davidson | 22 | 41 | 1.86 |
| 8. | Wofford | 20 | 49 | 2.45 |

GOALS AGAINST AVERAGE

| ## | Team | GP | GA | Minutes | GaAvg |
|----|--------------------|----|----|---------|-------|
| 1. | Furman | 18 | 20 | 1690:44 | 1.06 |
| 2. | UNCG | 23 | 25 | 2101:45 | 1.07 |
| 3. | Coll of Charleston | 24 | 28 | 2222:12 | 1.13 |
| 4. | Georgia Southern | 18 | 24 | 1736:07 | 1.24 |
| 5. | Appalachian State | 20 | 31 | 1872:49 | 1.49 |
| 6. | Elon | 20 | 34 | 1907:28 | 1.60 |
| 7. | Davidson | 22 | 41 | 2051:50 | 1.80 |
| 8. | Wofford | 20 | 49 | 1837:57 | 2.40 |

SAVES

| ## | Team | GP | No. | Avg/G |
|----|--------------------|----|-----|-------|
| 1. | Wofford | 20 | 122 | 6.10 |
| 2. | Elon | 20 | 107 | 5.35 |
| | Coll of Charleston | 24 | 107 | 4.46 |
| 4. | Furman | 18 | 95 | 5.28 |
| 5. | Appalachian State | 20 | 94 | 4.70 |
| 6. | UNCG | 23 | 81 | 3.52 |
| 7. | Georgia Southern | 18 | 79 | 4.39 |
| 8. | Davidson | 22 | 70 | 3.18 |

SHUTOUTS

| ## | Team | GP | Shutouts | Avg/G |
|----|--------------------|----|----------|-------|
| 1. | Coll of Charleston | 24 | 9 | 0.38 |
| 2. | UNCG | 23 | 7 | 0.30 |
| 3. | Appalachian State | 20 | 5 | 0.25 |
| 4. | Georgia Southern | 18 | 4 | 0.22 |
| | Furman | 18 | 4 | 0.22 |
| 6. | Davidson | 22 | 3 | 0.14 |
| 7. | Elon | 20 | 1 | 0.05 |
| | Wofford | 20 | 1 | 0.05 |

FOULS

| ## | Team | GP | No. | Avg/G |
|----|--------------------|----|-----|-------|
| 1. | Furman | 18 | 379 | 21.06 |
| 2. | Coll of Charleston | 24 | 348 | 14.50 |
| 3. | Davidson | 22 | 326 | 14.82 |
| 4. | Elon | 20 | 321 | 16.05 |
| 5. | Appalachian State | 20 | 306 | 15.30 |
| 6. | Georgia Southern | 18 | 301 | 16.72 |
| 7. | UNCG | 23 | 290 | 12.61 |
| 8. | Wofford | 20 | 269 | 13.45 |

CORNERS

| ## | Team | GP | No. | Avg/G |
|----|--------------------|----|-----|-------|
| 1. | UNCG | 23 | 140 | 6.09 |
| 2. | Davidson | 22 | 114 | 5.18 |
| 3. | Furman | 18 | 102 | 5.67 |
| 4. | Coll of Charleston | 24 | 99 | 4.12 |
| 5. | Georgia Southern | 18 | 96 | 5.33 |
| 6. | Elon | 20 | 88 | 4.40 |
| 7. | Appalachian State | 20 | 80 | 4.00 |
| 8. | Wofford | 20 | 73 | 3.65 |

OFFSIDES

| ## | Team | GP | No. | Avg/G |
|----|--------------------|----|-----|-------|
| 1. | Coll of Charleston | 24 | 85 | 3.54 |
| 2. | UNCG | 23 | 56 | 2.43 |
| 3. | Georgia Southern | 18 | 55 | 3.06 |
| 4. | Davidson | 22 | 49 | 2.23 |
| 5. | Wofford | 20 | 40 | 2.00 |
| 6. | Appalachian State | 20 | 35 | 1.75 |
| 7. | Furman | 18 | 34 | 1.89 |
| 8. | Elon | 20 | 33 | 1.65 |

YELLOW CARDS

| ## | Team | GP | No. | Avg/G |
|----|--------------------|----|-----|-------|
| 1. | Furman | 18 | 47 | 2.61 |
| 2. | Appalachian State | 20 | 44 | 2.20 |
| 3. | Georgia Southern | 18 | 42 | 2.33 |
| 4. | UNCG | 23 | 40 | 1.74 |
| | Elon | 20 | 40 | 2.00 |
| 6. | Davidson | 22 | 29 | 1.32 |
| 7. | Coll of Charleston | 24 | 24 | 1.00 |
| 8. | Wofford | 20 | 22 | 1.10 |

Final 2005 SoCon Men's Soccer Standings

| STANDINGS | CONFERENCE | | | | | OVERALL | | | | | | |
|-----------------------|------------|---|---|-----|----|---------|----|----|---|------|----|----|
| | W | L | T | Pts | GF | GA | W | L | T | Pct | GF | GA |
| *%UNCG | 5 | 1 | 0 | 15 | 15 | 5 | 16 | 6 | 1 | .717 | 52 | 23 |
| *Davidson | 5 | 1 | 0 | 15 | 9 | 5 | 14 | 6 | 1 | .690 | 33 | 24 |
| Elon | 4 | 2 | 1 | 13 | 11 | 7 | 9 | 9 | 2 | .500 | 30 | 24 |
| Furman | 4 | 3 | 0 | 12 | 11 | 5 | 8 | 8 | 4 | .500 | 28 | 23 |
| College of Charleston | 4 | 3 | 0 | 12 | 13 | 11 | 9 | 8 | 2 | .526 | 32 | 27 |
| Appalachian State | 2 | 4 | 1 | 7 | 10 | 14 | 7 | 10 | 1 | .417 | 26 | 31 |
| Georgia Southern | 1 | 6 | 0 | 3 | 10 | 19 | 7 | 10 | 1 | .417 | 31 | 47 |
| Wofford | 1 | 6 | 0 | 3 | 6 | 19 | 5 | 11 | 3 | .342 | 21 | 36 |

* - Co-Regular Season Champions
% - SoCon Tournament Champions

SoCon Tournament Results (at Daniel Island, SC)

Saturday, November 5

SoCon Men's Soccer Championship First Round (Higher Seeds Host)

- #1 Davidson 1, #8 Wofford 0
- #2 UNCG 6, #7 Georgia Southern 0
- #3 Elon 1, #6 Appalachian State 0
- #4 Furman 3, #5 College of Charleston 2, OT

Friday, November 11

SoCon Men's Soccer Championship Semifinals
(Charleston, SC, Blackbaud Stadium)

- #1 Davidson 2, #4 Furman 1
- #2 UNCG 1, #3 Elon 0

Sunday, November 13

SoCon Men's Soccer Championship
(Charleston, SC, Blackbaud Stadium)

- #2 UNCG 2, #1 Davidson 1

All-Tournament Team

| | |
|----------------------|----------|
| Nahum Navas | Davidson |
| Marco Antunez | Davidson |
| Matt Allen | Davidson |
| Junior Nombre | Elon |
| Anthony Catalano | Elon |
| Rhett Abraham | Furman |
| Shea Salinas | Furman |
| Jamie Carlson | UNCG |
| David Worthen | UNCG |
| Jokull Elisabetarson | UNCG |
| Henning Jonason | UNCG |

Most Outstanding Player: Henning Jonason, UNCG

2005 NCAA Tournament Results

First Round: UNCG 3, James Madison 2

Second Round: UNCG 0, Virginia Tech 0
(UNCG 4-3 on Penalty Kicks)

Third Round: Southern Methodist 3, UNCG 1

All-Conference Teams

First Team:

- GK** - Philip Cavicchia, Appalachian State
- D** - John Latting, Davidson
- D** - Drew Cavanaugh, Coll. of Charleston
- D** - David Worthen, UNCG
- MF** - Troy Lesesne, College of Charleston
- MF** - Phil Long, UNCG
- MF** - Scott Jones, UNCG
- F** - Keon McPherson, Appalachian State
- F** - Randi Patterson, UNCG
- F** - Tony Meyers, College of Charleston
- F** - Lawrence Smith, Georgia Southern

Second Team:

- GK** - Keith Wiggins, Coll. of Charleston
- GK** - Alex Maslow, Furman
- D** - Junior Nombre, Elon
- D** - Pat Farrell, UNCG
- D** - Jon Leathers, Furman
- MF** - Josh Villalobos, Furman
- MF** - Ben Hollingsworth, Coll. of Charleston
- MF** - Egill Atlason, UNCG
- F** - Douglas Boateng, Elon
- F** - Tommy Irwin, Georgia Southern
- F** - Raphael Jones, Appalachian State

Player of the Year: Randi Patterson, UNCG

Freshman of the Year: Kiki Willis, Elon

Coach of the Year: Darren Powell, Elon

Players of the Week

Sept. 6: Taylor Saxe, Elon

Sept. 13: Kiki Willis, Elon

Sept. 20: Randi Patterson, UNCG

Sept. 27: Brian Martin, Furman

Oct. 4: Taylor Saxe, Elon

Oct. 11: Shea Salinas, Furman

Oct. 18: Jay Benfield, UNCG

Oct. 25: Michael Fitzgerald, UNCG

Nov. 1: Rondell Honora, College of Charleston

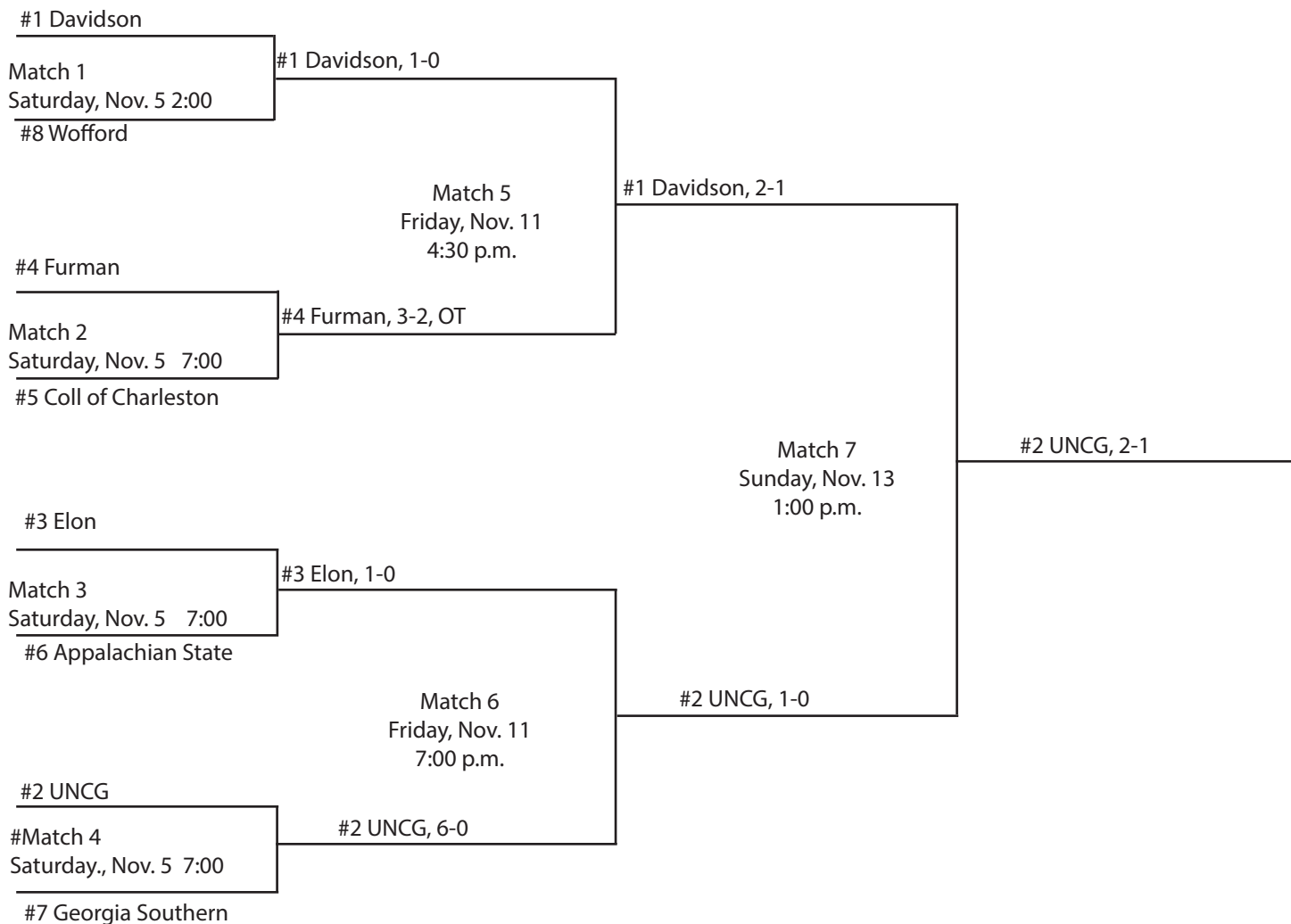


First Round - Campus Sites November 11-13 Blackbaud Stadium Charleston, SC

Saturday (Campus Sites)

Friday

Sunday





2005 Final Statistics



2005 Southern Conference CONFERENCE SOCCER STATISTICS (All games)

SHOTS

| ## | Team | GP | No. | Avg/G |
|----|--------------------|----|-----|-------|
| 1. | UNCG | 23 | 414 | 18.00 |
| 2. | Furman | 20 | 273 | 13.65 |
| 3. | Davidson | 21 | 267 | 12.71 |
| 4. | ELON | 20 | 232 | 11.60 |
| 5. | Coll of Charleston | 19 | 223 | 11.74 |
| 6. | Appalachian State | 18 | 208 | 11.56 |
| 7. | Georgia Southern | 18 | 207 | 11.50 |
| 8. | Wofford | 19 | 205 | 10.79 |

POINTS

| ## | Team | GP | No. | Avg/G |
|----|--------------------|----|-----|-------|
| 1. | UNCG | 23 | 148 | 6.43 |
| 2. | Georgia Southern | 18 | 92 | 5.11 |
| 3. | Davidson | 21 | 90 | 4.29 |
| 4. | Coll of Charleston | 19 | 88 | 4.63 |
| 5. | ELON | 20 | 86 | 4.30 |
| 6. | Furman | 20 | 84 | 4.20 |
| 7. | Appalachian State | 18 | 70 | 3.89 |
| 8. | Wofford | 19 | 64 | 3.37 |

GOALS

| ## | Team | GP | No. | Avg/G |
|----|--------------------|----|-----|-------|
| 1. | UNCG | 23 | 52 | 2.26 |
| 2. | Davidson | 21 | 33 | 1.57 |
| 3. | Coll of Charleston | 19 | 32 | 1.68 |
| 4. | Georgia Southern | 18 | 31 | 1.72 |
| 5. | ELON | 20 | 30 | 1.50 |
| 6. | Furman | 20 | 28 | 1.40 |
| 7. | Appalachian State | 18 | 26 | 1.44 |
| 8. | Wofford | 19 | 21 | 1.11 |

GOALS PER GAME

| ## | Team | GP | No. | Avg/G |
|----|--------------------|----|-----|-------|
| 1. | UNCG | 23 | 52 | 2.26 |
| 2. | Georgia Southern | 18 | 31 | 1.72 |
| 3. | Coll of Charleston | 19 | 32 | 1.68 |
| 4. | Davidson | 21 | 33 | 1.57 |
| 5. | ELON | 20 | 30 | 1.50 |
| 6. | Appalachian State | 18 | 26 | 1.44 |
| 7. | Furman | 20 | 28 | 1.40 |
| 8. | Wofford | 19 | 21 | 1.11 |

ASSISTS

| ## | Team | GP | No. | Avg/G |
|----|--------------------|----|-----|-------|
| 1. | UNCG | 23 | 44 | 1.91 |
| 2. | Georgia Southern | 18 | 30 | 1.67 |
| 3. | Furman | 20 | 28 | 1.40 |
| 4. | ELON | 20 | 26 | 1.30 |
| 5. | Davidson | 21 | 24 | 1.14 |
| | Coll of Charleston | 19 | 24 | 1.26 |
| 7. | Wofford | 19 | 22 | 1.16 |
| 8. | Appalachian State | 18 | 18 | 1.00 |

ASSISTS PER GAME

| ## | Team | GP | No. | Avg/G |
|----|--------------------|----|-----|-------|
| 1. | UNCG | 23 | 44 | 1.91 |
| 2. | Georgia Southern | 18 | 30 | 1.67 |
| 3. | Furman | 20 | 28 | 1.40 |
| 4. | ELON | 20 | 26 | 1.30 |
| 5. | Coll of Charleston | 19 | 24 | 1.26 |
| 6. | Wofford | 19 | 22 | 1.16 |
| 7. | Davidson | 21 | 24 | 1.14 |
| 8. | Appalachian State | 18 | 18 | 1.00 |

GOALS ALLOWED

| ## | Team | GP | No. | Avg/G |
|----|--------------------|----|-----|-------|
| 1. | UNCG | 23 | 23 | 1.00 |
| | Furman | 20 | 23 | 1.15 |
| 3. | Davidson | 21 | 24 | 1.14 |
| | ELON | 20 | 24 | 1.20 |
| 5. | Coll of Charleston | 19 | 27 | 1.42 |
| 6. | Appalachian State | 18 | 31 | 1.72 |
| 7. | Wofford | 19 | 36 | 1.89 |
| 8. | Georgia Southern | 18 | 47 | 2.61 |

GOALS AGAINST AVERAGE

| ## | Team | GP | GA | Minutes | GaAvg |
|----|--------------------|----|----|---------|-------|
| 1. | UNCG | 23 | 23 | 2139:51 | 0.97 |
| 2. | Furman | 20 | 23 | 1846:56 | 1.12 |
| 3. | ELON | 20 | 24 | 1884:12 | 1.15 |
| 4. | Davidson | 21 | 24 | 1831:59 | 1.18 |
| 5. | Coll of Charleston | 19 | 27 | 1764:00 | 1.38 |
| 6. | Appalachian State | 18 | 31 | 1647:50 | 1.69 |
| 7. | Wofford | 19 | 36 | 1770:00 | 1.83 |
| 8. | Georgia Southern | 18 | 47 | 1645:19 | 2.57 |

SAVES

| ## | Team | GP | No. | Avg/G |
|----|--------------------|----|-----|-------|
| 1. | Wofford | 19 | 130 | 6.84 |
| 2. | Georgia Southern | 18 | 96 | 5.33 |
| | UNCG | 23 | 96 | 4.17 |
| 4. | Coll of Charleston | 19 | 88 | 4.63 |
| 5. | Appalachian State | 18 | 83 | 4.61 |
| 6. | ELON | 20 | 82 | 4.10 |
| 7. | Furman | 20 | 69 | 3.45 |
| 8. | Davidson | 21 | 42 | 2.00 |

SHUTOUTS

| ## | Team | GP | Shutouts | Avg/G |
|----|--------------------|----|----------|-------|
| 1. | UNCG | 23 | 11 | 0.48 |
| 2. | ELON | 20 | 6 | 0.30 |
| | Davidson | 21 | 6 | 0.29 |
| 4. | Georgia Southern | 18 | 4 | 0.22 |
| | Coll of Charleston | 19 | 4 | 0.21 |
| | Furman | 20 | 4 | 0.20 |
| 7. | Wofford | 19 | 2 | 0.11 |
| 8. | Appalachian State | 18 | 1 | 0.06 |

FOULS

| ## | Team | GP | No. | Avg/G |
|----|--------------------|----|-----|-------|
| 1. | UNCG | 23 | 364 | 15.83 |
| 2. | Furman | 20 | 355 | 17.75 |
| 3. | Wofford | 19 | 281 | 14.79 |
| | Davidson | 21 | 281 | 13.38 |
| 5. | Appalachian State | 18 | 276 | 15.33 |
| 6. | ELON | 20 | 267 | 13.35 |
| 7. | Coll of Charleston | 19 | 240 | 12.63 |
| 8. | Georgia Southern | 18 | 231 | 12.83 |

CORNERS

| ## | Team | GP | No. | Avg/G |
|----|--------------------|----|-----|-------|
| 1. | UNCG | 23 | 122 | 5.30 |
| 2. | Davidson | 21 | 105 | 5.00 |
| 3. | Furman | 20 | 103 | 5.15 |
| 4. | ELON | 20 | 102 | 5.10 |
| 5. | Wofford | 19 | 93 | 4.89 |
| 6. | Coll of Charleston | 19 | 82 | 4.32 |
| 7. | Georgia Southern | 18 | 79 | 4.39 |
| 8. | Appalachian State | 18 | 62 | 3.44 |

OFFSIDES

| ## | Team | GP | No. | Avg/G |
|----|--------------------|----|-----|-------|
| 1. | UNCG | 23 | 70 | 3.04 |
| 2. | Coll of Charleston | 19 | 69 | 3.63 |
| 3. | Furman | 20 | 68 | 3.40 |
| 4. | Davidson | 21 | 52 | 2.48 |
| | Appalachian State | 18 | 52 | 2.89 |
| 6. | Wofford | 19 | 48 | 2.53 |
| 7. | ELON | 20 | 47 | 2.35 |
| 8. | Georgia Southern | 18 | 36 | 2.00 |

YELLOW CARDS

| ## | Team | GP | No. | Avg/G |
|----|--------------------|----|-----|-------|
| 1. | UNCG | 23 | 40 | 1.74 |
| 2. | Davidson | 21 | 30 | 1.43 |
| 3. | Appalachian State | 18 | 27 | 1.50 |
| 4. | Georgia Southern | 18 | 26 | 1.44 |
| 5. | Coll of Charleston | 19 | 25 | 1.32 |
| | Furman | 20 | 25 | 1.25 |
| 7. | ELON | 20 | 22 | 1.18 |
| 8. | Wofford | 19 | 20 | 1.05 |



2005 Final Statistics



2005 Southern Conference INDIVIDUAL SOCCER STATISTICS (All games)

SHOTS

| ## | Player-Team | GP | No. | Avg/G |
|-----|-----------------------|----|-----|-------|
| 1. | Randi Patterson-UNCG | 23 | 78 | 3.39 |
| 2. | Kiki Willis-ELON | 19 | 76 | 4.00 |
| 3. | Jeremy Gold-COFC | 19 | 65 | 3.42 |
| 4. | Jesus Arroyo-Peco-WOF | 19 | 59 | 3.11 |
| 5. | Scott Jones-UNCG | 23 | 53 | 2.30 |
| 6. | Mike Richardson-UNCG | 23 | 52 | 2.26 |
| 7. | Tate Parrish-APP | 18 | 50 | 2.78 |
| 8. | Henning Jonason-UNCG | 21 | 48 | 2.29 |
| 9. | Smith, Lawrence-GSU | 16 | 47 | 2.94 |
| 10. | Brian Martin-FUR | 20 | 44 | 2.20 |

SHOTS PER GAME

| ## | Player-Team | GP | No. | Avg/G |
|-----|-----------------------|----|-----|-------|
| 1. | Kiki Willis-ELON | 19 | 76 | 4.00 |
| 2. | Jeremy Gold-COFC | 19 | 65 | 3.42 |
| 3. | Randi Patterson-UNCG | 23 | 78 | 3.39 |
| 4. | Jesus Arroyo-Peco-WOF | 19 | 59 | 3.11 |
| 5. | Smith, Lawrence-GSU | 16 | 47 | 2.94 |
| 6. | Tate Parrish-APP | 18 | 50 | 2.78 |
| 7. | Scott Jones-UNCG | 23 | 53 | 2.30 |
| 8. | Henning Jonason-UNCG | 21 | 48 | 2.29 |
| 9. | Shea Salinas-FUR | 18 | 41 | 2.28 |
| 10. | Mike Richardson-UNCG | 23 | 52 | 2.26 |

POINTS

| ## | Player-Team | GP | Goals | Ast. | Pts. | Avg/G |
|----|-----------------------|----|-------|------|------|-------|
| 1. | Randi Patterson-UNCG | 23 | 18 | 8 | 44 | 1.91 |
| 2. | Jeremy Gold-COFC | 19 | 13 | 8 | 34 | 1.79 |
| 3. | Scott Jones-UNCG | 23 | 5 | 14 | 24 | 1.04 |
| 4. | Kiki Willis-ELON | 19 | 10 | 3 | 23 | 1.21 |
| 5. | Smith, Lawrence-GSU | 16 | 10 | 1 | 21 | 1.31 |
| 6. | Jesus Arroyo-Peco-WOF | 19 | 7 | 6 | 20 | 1.05 |
| | Brian Martin-FUR | 20 | 8 | 4 | 20 | 1.00 |
| | Matt Allen-DAV | 21 | 9 | 2 | 20 | 0.95 |
| 9. | Brett Paschall-ELON | 19 | 7 | 5 | 19 | 1.00 |
| | Robby Hoak-DAV | 21 | 8 | 3 | 19 | 0.90 |

POINTS PER GAME

| ## | Player-Team | GP | Goals | Ast. | Pts. | Avg/G |
|-----|-----------------------|----|-------|------|------|-------|
| 1. | Randi Patterson-UNCG | 23 | 18 | 8 | 44 | 1.91 |
| 2. | Jeremy Gold-COFC | 19 | 13 | 8 | 34 | 1.79 |
| 3. | Smith, Lawrence-GSU | 16 | 10 | 1 | 21 | 1.31 |
| 4. | Kiki Willis-ELON | 19 | 10 | 3 | 23 | 1.21 |
| 5. | Jesus Arroyo-Peco-WOF | 19 | 7 | 6 | 20 | 1.05 |
| 6. | Scott Jones-UNCG | 23 | 5 | 14 | 24 | 1.04 |
| 7. | Brian Martin-FUR | 20 | 8 | 4 | 20 | 1.00 |
| | Brett Paschall-ELON | 19 | 7 | 5 | 19 | 1.00 |
| 9. | Matt Allen-DAV | 21 | 9 | 2 | 20 | 0.95 |
| 10. | Brandon Lowery-WOF | 18 | 8 | 1 | 17 | 0.94 |

GOALS

| ## | Player-Team | GP | No. | Avg/G |
|----|-------------------------|----|-----|-------|
| 1. | Randi Patterson-UNCG | 23 | 18 | 0.78 |
| 2. | Jeremy Gold-COFC | 19 | 13 | 0.68 |
| 3. | Smith, Lawrence-GSU | 16 | 10 | 0.62 |
| | Kiki Willis-ELON | 19 | 10 | 0.53 |
| 5. | Matt Allen-DAV | 21 | 9 | 0.43 |
| 6. | Brandon Lowery-WOF | 18 | 8 | 0.44 |
| | Brian Martin-FUR | 20 | 8 | 0.40 |
| | Robby Hoak-DAV | 21 | 8 | 0.38 |
| 9. | Tate Parrish-APP | 18 | 7 | 0.39 |
| | Brett Paschall-ELON | 19 | 7 | 0.37 |
| | Jesus Arroyo-Peco-WOF | 19 | 7 | 0.37 |
| | Henning Jonason-UNCG | 21 | 7 | 0.33 |
| | Michael FitzGerald-UNCG | 22 | 7 | 0.32 |

GOALS PER GAME

| ## | Player-Team | GP | No. | Avg/G |
|-----|----------------------|----|-----|-------|
| 1. | Randi Patterson-UNCG | 23 | 18 | 0.78 |
| 2. | Jeremy Gold-COFC | 19 | 13 | 0.68 |
| 3. | Smith, Lawrence-GSU | 16 | 10 | 0.62 |
| 4. | Kiki Willis-ELON | 19 | 10 | 0.53 |
| 5. | Brandon Lowery-WOF | 18 | 8 | 0.44 |
| 6. | Matt Allen-DAV | 21 | 9 | 0.43 |
| 7. | Brian Martin-FUR | 20 | 8 | 0.40 |
| 8. | Tate Parrish-APP | 18 | 7 | 0.39 |
| 9. | Elie, Justin-GSU | 13 | 5 | 0.38 |
| 10. | Robby Hoak-DAV | 21 | 8 | 0.38 |

ASSISTS

| ## | Player-Team | GP | No. | Avg/G |
|----|-----------------------|----|-----|-------|
| 1. | Scott Jones-UNCG | 23 | 14 | 0.61 |
| 2. | Jeremy Gold-COFC | 19 | 8 | 0.42 |
| | Randi Patterson-UNCG | 23 | 8 | 0.35 |
| 4. | Jesus Arroyo-Peco-WOF | 19 | 6 | 0.32 |
| | Mac Wilkie-DAV | 21 | 6 | 0.29 |
| 6. | Brett Paschall-ELON | 19 | 5 | 0.26 |
| | Cass Baltz-DAV | 20 | 5 | 0.25 |
| | Egill Atlason-UNCG | 21 | 5 | 0.24 |
| 9. | Jensen, Stephen-GSU | 14 | 4 | 0.29 |
| | Shea Salinas-FUR | 18 | 4 | 0.22 |
| | Juan Obregon-APP | 18 | 4 | 0.22 |
| | Joel Kozak-WOF | 19 | 4 | 0.21 |
| | Darren Toby-COFC | 19 | 4 | 0.21 |
| | Josh Villalobos-FUR | 19 | 4 | 0.21 |
| | Kevin Norman-FUR | 19 | 4 | 0.21 |
| | Brian Martin-FUR | 20 | 4 | 0.20 |

ASSISTS PER GAME

| ## | Player-Team | GP | No. | Avg/G |
|----|-----------------------|----|-----|-------|
| 1. | Scott Jones-UNCG | 23 | 14 | 0.61 |
| 2. | Jeremy Gold-COFC | 19 | 8 | 0.42 |
| 3. | Randi Patterson-UNCG | 23 | 8 | 0.35 |
| 4. | Jesus Arroyo-Peco-WOF | 19 | 6 | 0.32 |
| 5. | Mac Wilkie-DAV | 21 | 6 | 0.29 |
| | Jensen, Stephen-GSU | 14 | 4 | 0.29 |
| 7. | Brett Paschall-ELON | 19 | 5 | 0.26 |
| 8. | Cass Baltz-DAV | 20 | 5 | 0.25 |
| | Aaron Parker-ELON | 12 | 3 | 0.25 |
| | Douglas Boateng-ELON | 12 | 3 | 0.25 |

GAME-WINNING GOALS

| ## | Player-Team | GP | No. | Avg/G |
|----|-------------------------|----|-----|-------|
| 1. | Randi Patterson-UNCG | 23 | 7 | 0.30 |
| 2. | Kiki Willis-ELON | 19 | 5 | 0.26 |
| | Matt Allen-DAV | 21 | 5 | 0.24 |
| 4. | Jeremy Gold-COFC | 19 | 3 | 0.16 |
| | Brett Paschall-ELON | 19 | 3 | 0.16 |
| | Brian Martin-FUR | 20 | 3 | 0.15 |
| | Henning Jonason-UNCG | 21 | 3 | 0.14 |
| | Michael FitzGerald-UNCG | 22 | 3 | 0.14 |

GOALS AGAINST AVG

| ## | Player-Team | GP | GA | Minutes | GaAvg |
|----|----------------------|----|----|---------|-------|
| 1. | Jay Benfield-UNCG | 23 | 19 | 2052:51 | 0.83 |
| 2. | Taylor Saxe-ELON | 18 | 20 | 1658:09 | 1.09 |
| 3. | Bryan Amos-FUR | 17 | 20 | 1651:34 | 1.09 |
| 4. | Hunter Gilstrap-COFC | 18 | 17 | 1321:12 | 1.16 |
| 5. | Ben Ashton-DAV | 20 | 24 | 1826:28 | 1.18 |
| 6. | Alec Dufty-APP | 16 | 28 | 1408:31 | 1.79 |
| 7. | Joey Taylor-WOF | 19 | 36 | 1770:00 | 1.83 |
| 8. | Webb, Adam-GSU | 15 | 38 | 1227:52 | 2.79 |

SAVE PERCENTAGE

| ## | Player-Team | GP | GA | Saves | SavePct |
|----|----------------------|----|-----|-------|---------|
| 1. | Jay Benfield-UNCG | 23 | 89 | 19 | .824 |
| 2. | Taylor Saxe-ELON | 18 | 72 | 20 | .783 |
| 3. | Hunter Gilstrap-COFC | 18 | 61 | 17 | .782 |
| 4. | Joey Taylor-WOF | 19 | 121 | 36 | .771 |
| 5. | Bryan Amos-FUR | 17 | 59 | 20 | .747 |
| 6. | Alec Dufty-APP | 16 | 69 | 28 | .711 |
| 7. | Webb, Adam-GSU | 15 | 72 | 38 | .655 |
| 8. | Ben Ashton-DAV | 20 | 41 | 24 | .631 |



2005 Final Statistics



SAVES

| ## | Player-Team | GP | No. | Avg/G |
|-----|----------------------|----|-----|-------|
| 1. | Joey Taylor-WOF | 19 | 121 | 6.37 |
| 2. | Jay Benfield-UNCG | 23 | 89 | 3.87 |
| 3. | Webb, Adam-GSU | 15 | 72 | 4.80 |
| | Taylor Saxe-ELON | 18 | 72 | 4.00 |
| 5. | Alec Dufty-APP | 16 | 69 | 4.31 |
| 6. | Hunter Gilstrap-COFC | 18 | 61 | 3.39 |
| 7. | Bryan Amos-FUR | 17 | 59 | 3.47 |
| 8. | Ben Ashton-DAV | 20 | 41 | 2.05 |
| 9. | Corbin Waller-COFC | 9 | 23 | 2.56 |
| 10. | George Nagle-APP | 4 | 11 | 2.75 |

SAVES PER GAME

| ## | Player-Team | GP | No. | Avg/G |
|----|----------------------|----|-----|-------|
| 1. | Joey Taylor-WOF | 19 | 121 | 6.37 |
| 2. | Webb, Adam-GSU | 15 | 72 | 4.80 |
| 3. | Alec Dufty-APP | 16 | 69 | 4.31 |
| 4. | Taylor Saxe-ELON | 18 | 72 | 4.00 |
| 5. | Jay Benfield-UNCG | 23 | 89 | 3.87 |
| 6. | Bryan Amos-FUR | 17 | 59 | 3.47 |
| 7. | Hunter Gilstrap-COFC | 18 | 61 | 3.39 |
| 8. | Ben Ashton-DAV | 20 | 41 | 2.05 |

SHUTOUTS

| ## | Player-Team | GP | Shutouts | Sho/G |
|----|----------------------|----|----------|-------|
| 1. | Jay Benfield-UNCG | 23 | 9 | 0.39 |
| 2. | Ben Ashton-DAV | 20 | 7 | 0.35 |
| 3. | Taylor Saxe-ELON | 18 | 6 | 0.33 |
| 4. | Webb, Adam-GSU | 15 | 3 | 0.20 |
| | Hunter Gilstrap-COFC | 18 | 3 | 0.17 |
| | Bryan Amos-FUR | 17 | 3 | 0.18 |
| 7. | Joey Taylor-WOF | 19 | 2 | 0.11 |
| 8. | Young, Brian-GSU | 3 | 1 | 0.33 |
| | George Nagle-APP | 4 | 1 | 0.25 |

SHUTOUTS PER GAME

| ## | Player-Team | GP | Shutouts | Sho/G |
|----|----------------------|----|----------|-------|
| 1. | Jay Benfield-UNCG | 23 | 9 | 0.39 |
| 2. | Ben Ashton-DAV | 20 | 7 | 0.35 |
| 3. | Taylor Saxe-ELON | 18 | 6 | 0.33 |
| | Young, Brian-GSU | 3 | 1 | 0.33 |
| 5. | George Nagle-APP | 4 | 1 | 0.25 |
| 6. | Webb, Adam-GSU | 15 | 3 | 0.20 |
| 7. | Bryan Amos-FUR | 17 | 3 | 0.18 |
| 8. | Hunter Gilstrap-COFC | 18 | 3 | 0.17 |
| 9. | Joey Taylor-WOF | 19 | 2 | 0.11 |