



# Academy

# Welcome to Contentstack Academy

Whether you're a business user looking to streamline your content management workflows or a developer eager to build and manage digital experiences, we have a comprehensive learning path tailored just for you.

Our courses cover everything from end-user training to technical developer onboarding, ensuring that you have the skills and knowledge needed to succeed with Contentstack.

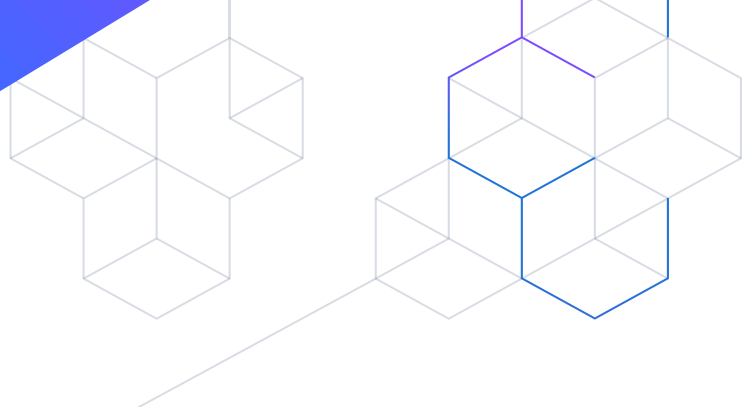
## End-user training

In this training course, you will become proficient in navigating the Contentstack platform with ease. From content creation and management to collaboration with team members and optimizing content delivery processes, this course covers all aspects essential for enhancing your productivity and efficiency with Contentstack. You will leave this course with the confidence and knowledge to effectively manage your wealth of content.




## Developer onboarding and training

Our developer onboarding and training program is your gateway to unlocking the full potential of Contentstack. From basic setup to advanced customization, this course covers everything you need to know to harness the power of Contentstack's APIs, SDKs and integrations. With hands-on exercises, you will learn how to perform the most common of technical tasks.



## Content Modeling with Contentstack

This course provides a comprehensive overview of Contentstack's headless content management system, including its features, functions and best practices for content modeling. Learn how to design and structure your content effectively using Contentstack's intuitive platform.




## Working with Automation Hub

Unlock the full potential of Automation Hub with our in-depth course covering everything you need to know to build powerful automation. Learn how to automate repetitive tasks, streamline workflows and improve productivity with Automation Hub.

## Intro to Marketplace Apps

Get started with Contentstack's Marketplace Apps with our introductory course. Learn how to install and manage Marketplace Apps to enhance your Contentstack experience and optimize your content management workflows.






## Contentstack Launch: Deploying and delivering digital content

Master Contentstack Launch with our step-by-step guide to efficiently deploying and delivering digital content. From content creation to deployment and distribution, learn how to leverage Contentstack Launch to streamline your content management processes and deliver seamless digital experiences.

## Taxonomy

Managing vast amounts of content efficiently is essential for businesses and organizations. Learn the fundamentals of taxonomy and its significance in content organization. You will gain the knowledge and skills you need to implement taxonomy strategies effectively through interactive lessons and practical examples.



## Branches

Explore the fascinating realm of Branches within Contentstack. Branches offer a dynamic solution to streamlining collaboration and enhancing content management efficiency. Throughout this course, you will discover the power of Branches and how to leverage them effectively in your Contentstack projects.

## Live Preview

The Live Preview feature of Contentstack provides real-time feedback, enabling content creators to see updates live as changes are made, streamlining the content management process. By offering immediate visual context, Live Preview helps ensure that the final content aligns with the desired layout and design, reducing the need for back-and-forth adjustments after publishing. It's an efficient way to perfect content presentation before going live.



# Mastery Exam

## Contentstack Implementation Certification

After completing the entire learning path with all the courses listed above, we invite learners to take the Contentstack Mastery Exam to demonstrate their proficiency in using Contentstack. Upon passing the exam, learners will receive the prestigious Contentstack Implementation Certification Badge, showcasing their expertise and commitment to mastering the platform.

### Exam process

You have a maximum of 3 attempts to pass the exam.

If you fail the exam, you may re-attempt it after studying further.

Your latest scoring percentage will be retained if you achieve a better score during subsequent attempts. After 3 failed attempts, Contentstack will schedule time with test-takers to review the exam material.

### Exam details

- **Total number of questions:** 40
- **Duration:** 60 minutes
- **Passing score:** 80%  
(32 correct answers out of 40)
- **Number of attempts allowed:** 3

### During the exam

- The exam interface will display the total number of attempts allowed before starting the exam.
- You will see your current attempt number out of the total attempts during the exam.
- After submitting each attempt, you will be shown your new attempt number out of total attempts.
- The status of your exam (Passed/Failed) and your achieved score will be displayed after submission.

### Email notification

- Upon submitting the exam, an email will be automatically sent to your instructor to notify them of your exam completion.

Prepare yourself and demonstrate your expertise in Contentstack by passing the Mastery Exam. In addition to the courses you will take, you should be proficient with our other available resources, such as the publicly available documentation.

At Contentstack Academy, we're committed to empowering you with the knowledge and skills you need to succeed with Contentstack. Enroll in our courses today and take your content management to the next level!