

Look at the night sky from your home. How many stars can you see? What shape is the moon? Write your notes and share with a friend, then ask them to share what they see from their house!



ASSEMBLY INSTRUCTIONS

 _____ Cut on this line

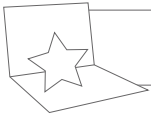
- - - - - Fold on this line

● Apply glue

YOU WILL NEED:

 Scissors

 Glue



PRINTABLE STAR POP-UP CARD INSTRUCTIONS



1. Print out pages 3, 4 and 5.
2. Cut out the inside of the card, the outside of the card and the star.



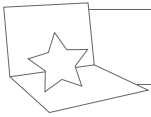
3. Fold the inside of the card and the outside of the card in half.



5. Keep the inside of the card folded and cut on the dash lines. Fold down so that the cut piece juts in. Fold the star on the dash lines.



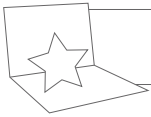
6. Glue the star onto the cut piece and the bottom of the card.



FRONT CARD



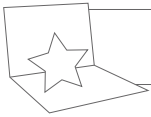
FRONT OF THE CARD



INSIDE CARD



INSIDE OF THE CARD



STAR CUT OUT

