



ATTACH TO TOP PIECE

ATTACH TO TOP PIECE






CARROT TOSS

INSTRUCTIONS

- * PRINT AND CUT OUT STAND-UP ALONG DOTTED LINE.
- * TAPE OR GLUE BOTTOM PIECE TABS TO TOP PIECE.
- * USE THE CUTOUT TO TRACE THE HOLE ONTO A PIECE OF CARDBOARD. CUT THE HOLE OUT AND ATTACH THE CUTOUT ON TOP. LEAN CARDBOARD PIECE AGAINST A WALL OR TREE TO PLAY.
- * OPTIONAL: TRIM THE CARDBOARD AROUND THE CUTOUT.



- * TOSS SOCKS FILLED WITH RICE AND TIED SHUT WITH A RUBBER BAND OR HAIR TIE, OR EVEN USE BABY CARROTS!