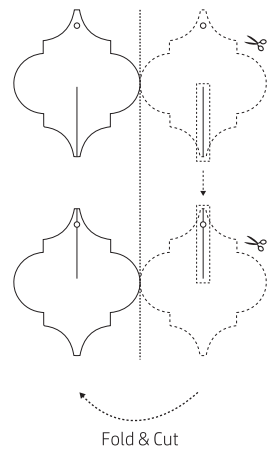






Hanging Decoration

Make your home look festive and chic with these handcrafted decorations.



- 1 Fold the sheet into half before cutting
- 2 Cut out shapes as indicated
- 3 Cut slits and punch holes as indicated
- 4 Slot the pieces together

