



Bouquet

Step 1: Cut out. Step 2: Punch holes. Step 3: Cut along the dotted lines of flowers. Step 4: Gently bend the edges of the petals. Step 5: Attach to toy.



Scan to learn more about HP Instant Ink.





Bouquet

Step 1: Cut out.


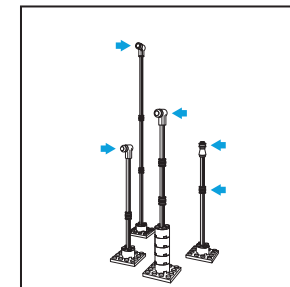
Step 2: Fold along the dotted lines.


Step 3: Punch holes.

Step 4: Attach to toy.



Scan to learn more about HP Instant Ink.





Bouquet

Step 1: Cut out. Step 2: Fold in half and stick both sides together. Step 3: Fold and glue to form cone. Step 4: Punch holes. Step 5: Attach to toy.



Scan to learn more about HP Instant Ink.

