



# Halloween Quiz Cootie Catcher



Halloween is just around the corner and I have a fantastic Halloween Quiz for you! You will be able to color, craft and quiz your friends! Grab your Cootie Catcher and get crafty. Alternatively, use our blank version, to write your own ghoulish questions or write some fun jokes!

## You will need:

- Templates for Cootie Catcher
- Coloring pens
- Scissors



## Follow the assembly instructions on the next page.

In the meantime, to get you into a spooky mood, here are some fun jokes you may wish to add to your own cootie catcher!


- Why are ghosts so bad at lying? Because you can see right through them!
- What do you get when you cross a snowman with a vampire? Frostbite.
- What pets do ghosts have? Scaredy Cats.
- How do spiders communicate? Through the World Wide Web.
- Why do spiders spin webs? Because they can't knit!
- What do ghosts eat for dinner? Spook-ghetti.



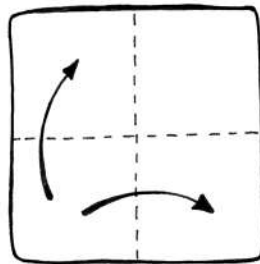
# How to make your Cootie Catcher

Would you like to know how to turn a flat piece of paper into a Cootie Catcher **Paper Toy**?! Yes?! Then keep on reading!!!

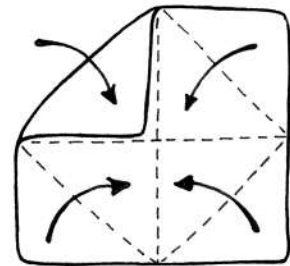
Here is how:



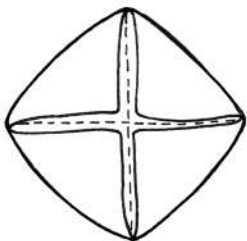
Cut out the paper square.



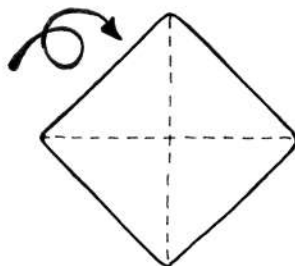
Fold vertically and horizontally.



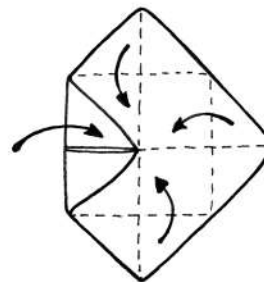
The picture faces down - the table. Fold corners to the centre.



This is what you see when all corners are folded.



Turn the paper.




Fold all corners to the centre again.



Gently put thumbs & pointers into pockets & push them into shape.

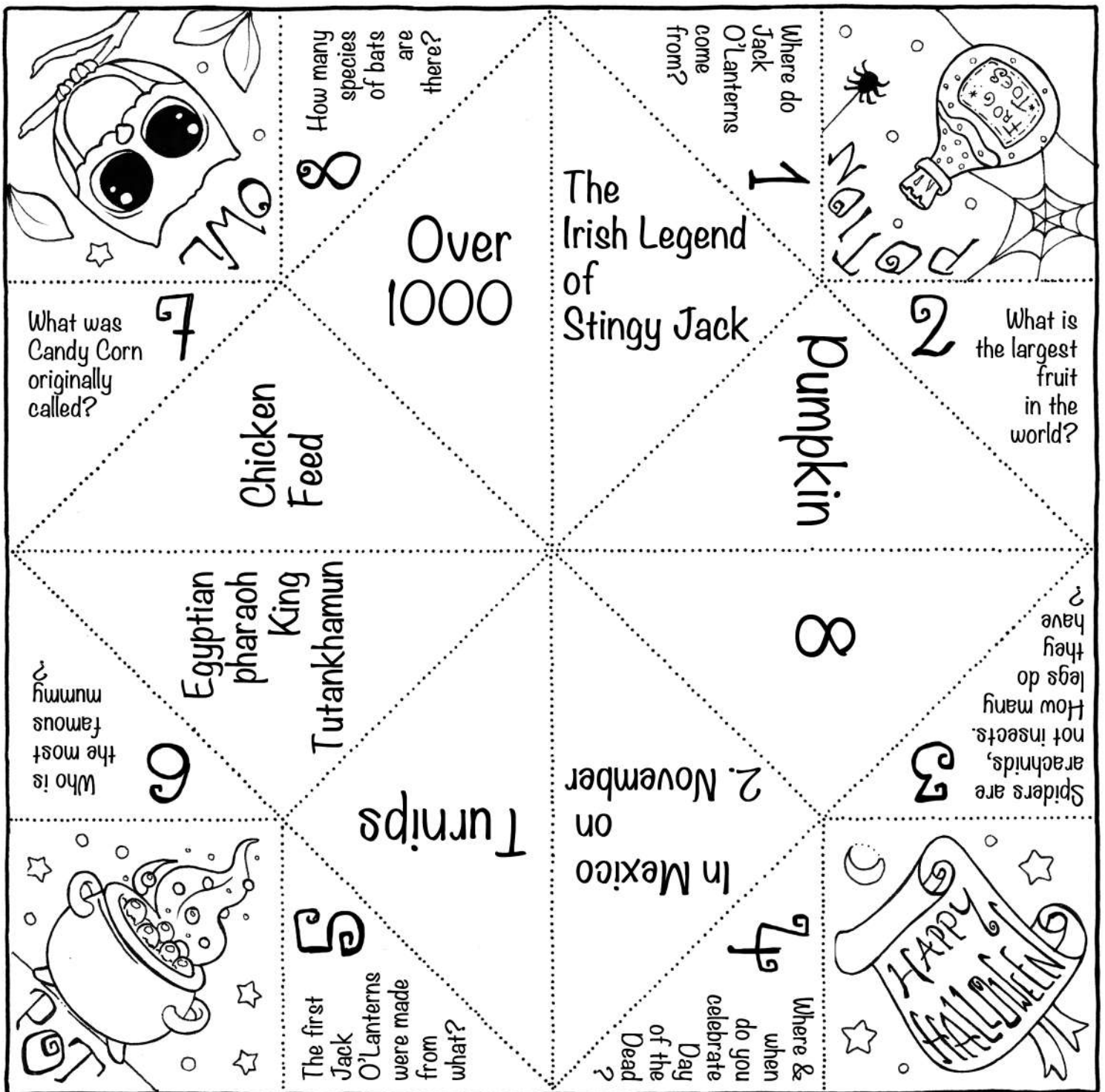
Congrats! You have made your own Cootie Catcher!



And now it is time to **PLAY!!!**

**HAVE FUN!!!**

# Halloween Quiz Cootie Catcher

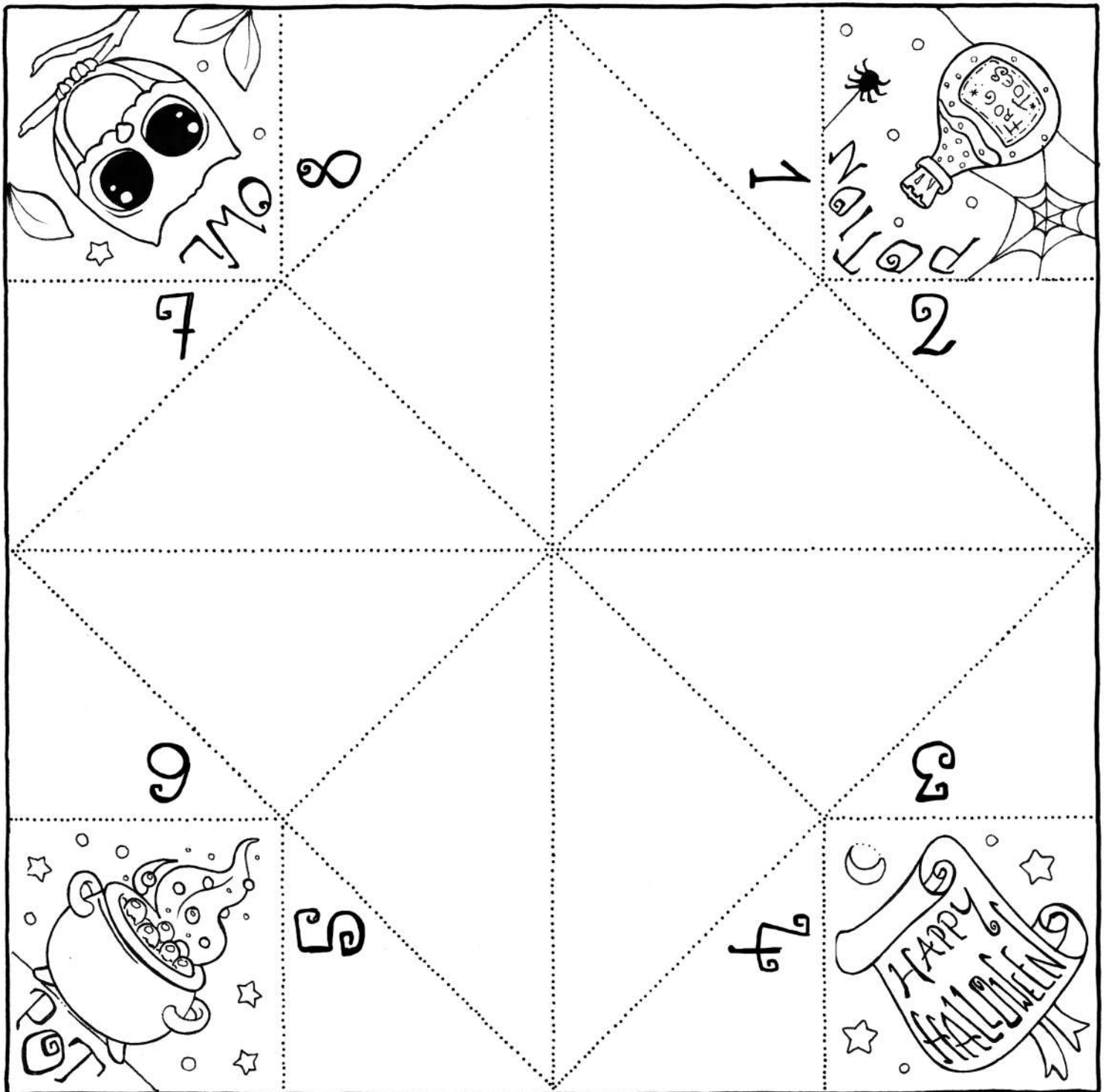


Color in and cut out the square.

Follow the instructions to make and fold your Cootie Catcher.



# Halloween Quiz Cootie Catcher



Color in and cut out the square.  
Follow the instructions to make and fold your Cootie Catcher.  
Add your own questions to this Cootie Catcher!