

# HAPPY New Year


INSTRUCTIONS

**1** PRINT SETTINGS  
FIRST PRINT ONLY PAGE 2

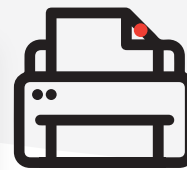
PAGES TO PRINT X

ALL  CURRENT  PAGES

**2** FLIP PAGE  
ONCE PAGE 2 IS PRINTED;  
FLIP IT OVER WHERE THE ORANGE DOT  
IS FACING AGAINST YOU ON YOUR RIGHT  
SIDE IN THE PRINTER



FLIP PAGE; BLANK SIDE UP



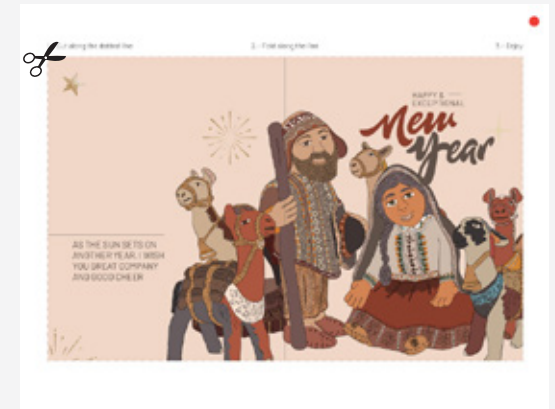
ORANGE DOT SHOULD BE  
ON YOUR RIGHT SIDE

**3** PRINT SETTINGS  
NOW PRINT ONLY PAGE 3


PAGES TO PRINT X

ALL  CURRENT  PAGES

**4** CUT OUT THE CARD FROM  
THE SHEET



**5** FOLD THE CARD IN HALF



1.- Cut along the dotted line

2.- Fold along the line

3.- Enjoy



1.- Cut along the dotted line

2.- Fold along the line

3.- Enjoy

