

# CREATE A CATERPILLAR!




1. PRINT PAGES! COLOR-IN OR CHOOSE YOUR FAVORITE COLOR!



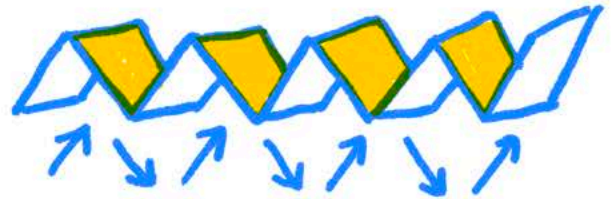
2. CUT OUT PIECES. CUT BODIES DOWN THE MIDDLE.




3. TAPE STARRED ENDS OF BODY PIECES TOGETHER.



4. ACCORDION FOLD! ALTERNATE FOLDS TO CREATE A ZIG-ZAG BODY SHAPE.



5. TAPE OR GLUE A HEAD + ANTENNAE ONTO BODY.





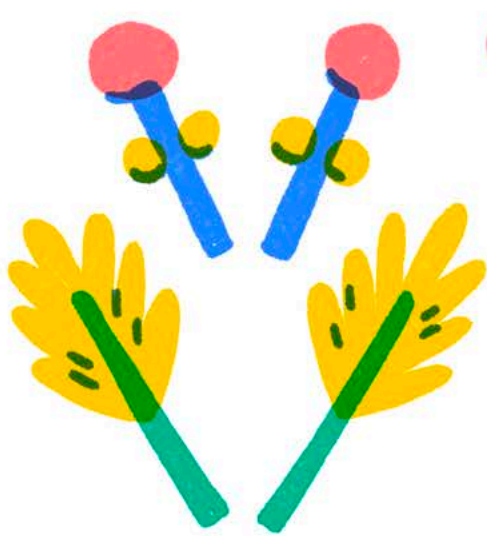
6. GIVE THEM A SNACK!



CHOOSE A FACE!



CHOOSE ANTENNAE!






CHOOSE A SNACK!



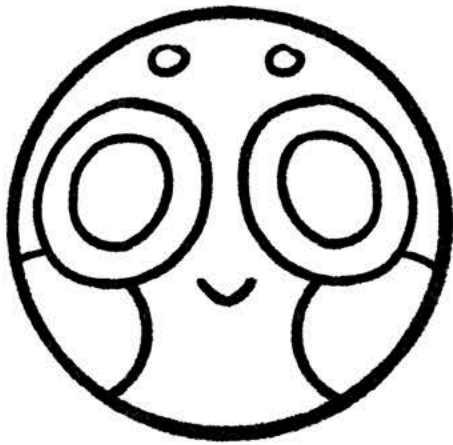




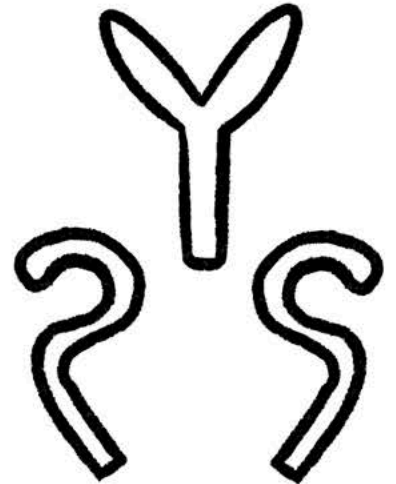
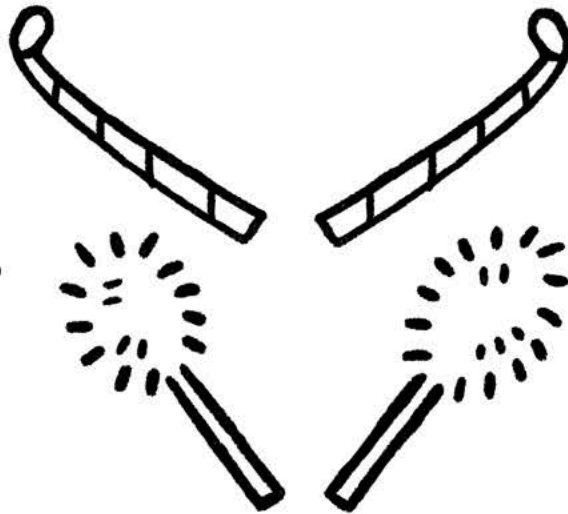

CHOOSE A BODY!





CHOOSE A FACE!



CHOOSE ANTENNAE!



CHOOSE A SNACK!





CHOOSE A BODY!

