

FATHER'S DAY


ROLLIN' WITH DAD DICE

This Father's Day, show Dad how much you love spending time together with a dice decision game that answers the question, "What should we do together?" Make these dice and get rollin' with 64 unique activity combinations.

SUPPLIES




SCISSORS



GLUE

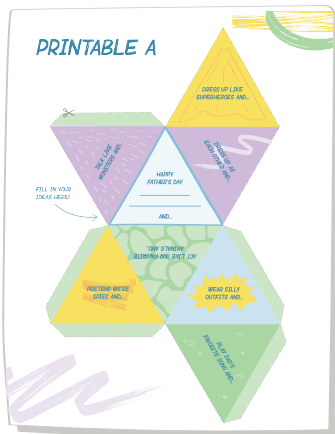


PENCIL

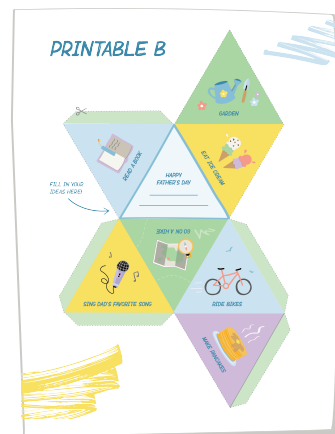


TAPE

DICE PRINTABLES


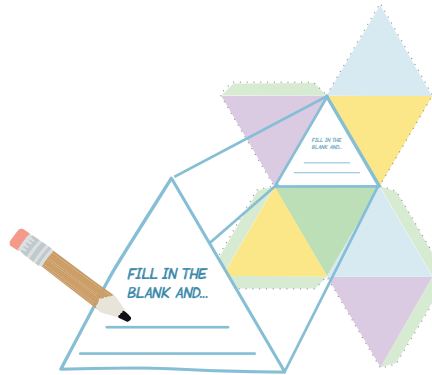



PRINTABLE A



PRINTABLE B

DIRECTIONS



1.

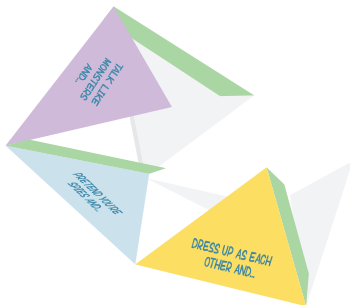
Print! Each Printable makes an 8-sided die. Feel free to add your own artistic touch with illustration or doodles!

2.

Fill in the blank sections on both Rollin' with Dad Dice Printable A & B. For A, think of a fun way to bring your activity to life (Arrr, Talk like a Pirate). For B, think of a fun activity to do together with Dad.

3.

Using scissors, cut along the dotted lines of both templates. Try not to cut off the green tabs.



4.

Once you have both printables cut out, fold each of the solid lines, including the tabs.

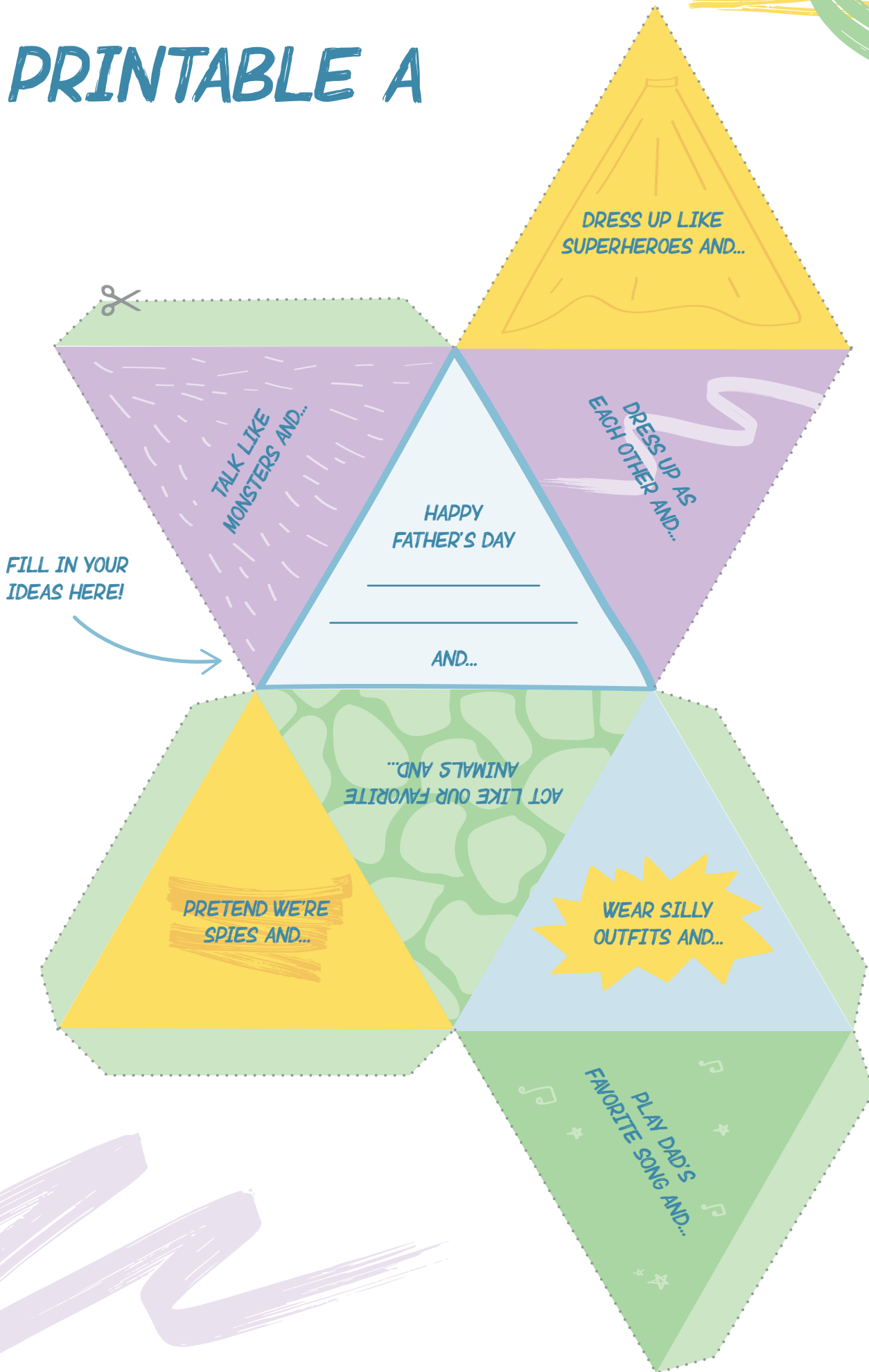
5.

Apply a small amount of glue or tape to the green tab areas. Then connect the tabs to make your dice.

6.

Once dry get to rollin'!

PRINTABLE A



PRINTABLE B

GARDEN

EAT ICE CREAM

RIDE BIKES

MAKE PANCAKES

SING DAD'S FAVORITE SONG

READ A BOOK

HAPPY FATHER'S DAY

GO ON A HIKE

FILL IN YOUR IDEAS HERE!