


# Shape

# hunt







POCKET OF PRESCHOOL

**Shape Hunt**

Name: \_\_\_\_\_

Go on a shape hunt! Trace the shapes.






	
	

POCKET OF PRESCHOOL

**Shape Hunt**

Name: \_\_\_\_\_

Draw all the shapes you find!







How many shapes did you find? \_\_\_\_\_

POCKET OF PRESCHOOL

**Shape Hunt**

Name: \_\_\_\_\_

Count the shapes you find!

circle		
rectangle		
square		
oval		
rhombus		
triangle		

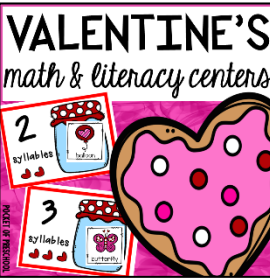
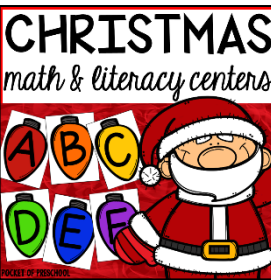
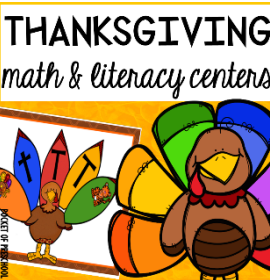



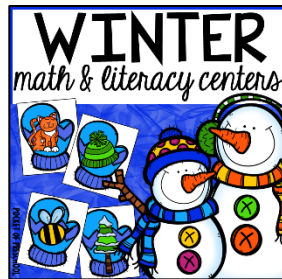




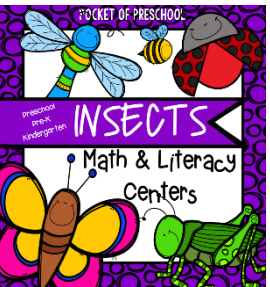

POCKET OF PRESCHOOL

Trace It or Write It

# Need more themed math and literacy centers?




Just click on the cover to check it out!



## Subscribe to the Newsletter

for exclusive freebies, lesson plan inspiration, updates, and a HUGE writing center FREEBIE!



# Shape Hunt

All you have to do is pick the page(s) you want to use and print. It's that simple! It's a perfect activity for any preschool, pre-k, or kindergarten classroom! It can be used as a whole class activity, small group activity, or a math center activity.


## Variations:

Shapes to find:

- Have students find shapes that are naturally around the classroom or home
- Have students put shape manipulatives around the center or room. You can use foam shapes, magnet shapes, shape beads, or other shape manipulatives you have. My students love to put the shapes all around!
- Tape up shape flash cards around a center or room.
- Put shapes in a sensory tub for students to find. Grab a plastic tub and put rice or beans in it plus shapes or everyday objects to represent each shape!
- Put shapes in a sensory bottle for students to find.

## Extra Challenge!

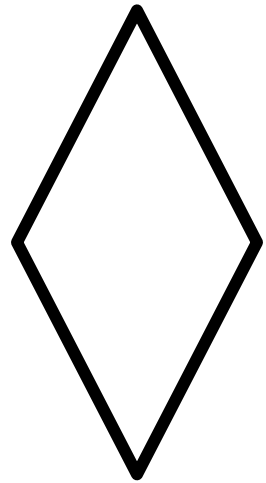

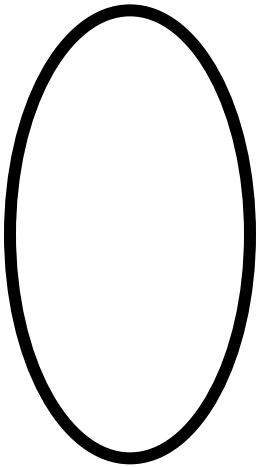


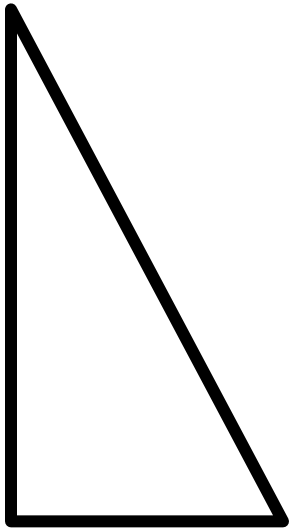
- Students put the shape manipulatives or objects in a pile and compare the various attributes. How many sides does the shape have? How many corners or vertices does the shape have? Does it have curves?



# Shape Hunt

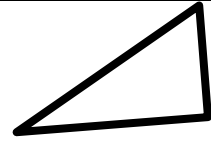

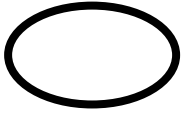
Name: \_\_\_\_\_

Go on a shape hunt! Trace the shapes as you find them!



# Shape Hunt

Name: \_\_\_\_\_




Draw all the shapes you find!


How many shapes did you find? \_\_\_\_\_

# SHAPE HUNT


Name: \_\_\_\_\_  
Count the shapes you find!




circle




rectangle




square



oval




rhombus




triangle

# SHAPE HUNT


Name: \_\_\_\_\_  
Count the shapes you find!




circle




rectangle




square



oval




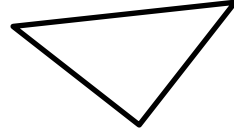
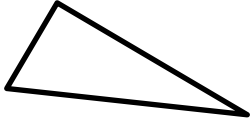

rhombus



triangle


# Triangle Hunt

Name: \_\_\_\_\_




Draw all the triangles you find!

How many did you find? \_\_\_\_\_

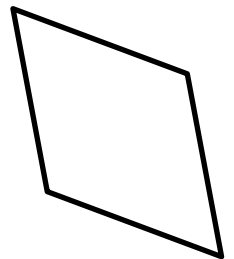
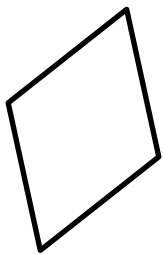


# Rhombus Hunt

Name: \_\_\_\_\_



Draw all the rhombuses you find!




How many did you find? \_\_\_\_\_




# Square Hunt


Name: \_\_\_\_\_



Draw all the squares you find!

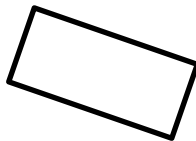
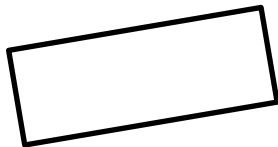


How many did you find? \_\_\_\_\_





# Rectangle Hunt

Name: \_\_\_\_\_







Draw all the rectangles you find!





How many did you find? \_\_\_\_\_

# CIRCLE HUNT

Name: \_\_\_\_\_




Draw all the circles you find!



How many did you find? \_\_\_\_\_

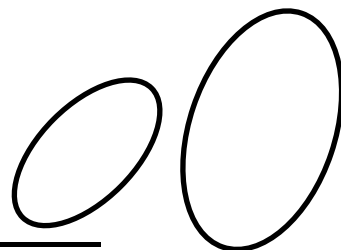
# Oval Hunt

Name: \_\_\_\_\_



Draw all the ovals you find!

How many did you find? \_\_\_\_\_





**Hello and Thank You** for purchasing or downloading  
this item from my TPT store  
**POCKET of PRESCHOOL!**

Any comments or questions please email me at  
pocketofpreschool@gmail.com

Please click the button in the store to "follow" me and SAVE!  
**ALL new products are 50% off for the first  
24 hours after I post them!**

## Terms

**\*\*\*This product is for ONE teacher only.\*\*\***

You may NOT share this with colleagues, your entire grade, or school/district without purchasing the proper number of licenses.

By purchasing and/or downloading this electronic file, you agree to the use as follows for personal use/single classroom use only. You can purchase additional licenses of all my products. Go on TPT, go to "my purchases", and click "buy additional licenses". Please contact me regarding pricing information on a site/school wide license.

NO part of this document may be distributed, posted on the internet, copied, edited, resold, or posted to a any type of shared drive. ALL contents of this document are under copyright protection including all text, graphics, content, and fonts. Thank you for respecting my hard work as well as the hard work of the artists whose work helped create this product.

**Let's connect** follow me for freebies, giveaways, updates, tips, tricks, and to see my products in action!

[BLOG](#)   [Pinterest](#)   [FACEBOOK](#)   [TPT](#)   [Instagram](#)

**Credits** Thank you so much to the following designers for all their beautiful fonts and graphics!

