


EASTER PLACECARDS









INSTRUCTIONS: Print as many pages as you'd like. Each page comes with 6 Easter placecards. To prepare your placecards for your Easter festivity simply cut along the dotted grey line. Each placecard is 3.5" x 3" UNFOLDED. When you cut out all 6 placecards, fold along the white and beige border. The placard is 3.5" x 1.5" FOLDED. The last step is to write your guest's name on the black line.

COMPLETED PLACECARD:



CUT ALONG GREY DOTTED LINE

Fold Here ↓

 _____	 _____
 _____	 _____
 _____	 _____