

FORTUNE TELLER

By Little Button Diaries

YOU WILL NEED:

- Template
- Coloring Pens




1

Cut out the Fortune Teller and fill in the corner squares using nice bright colors.



2

Turn the paper upside down. Fold the corners in along the lines, so that they meet at the middle.



3

Turn the paper around so that the pictures are face down. Repeat step 2, folding the corners in so that one side shows numbers and one side shows pictures.




4

Fold the paper in half so that you can only see the pictures on both sides. Put your fingers in along the bottom edge and open out the Fortune Teller.



5

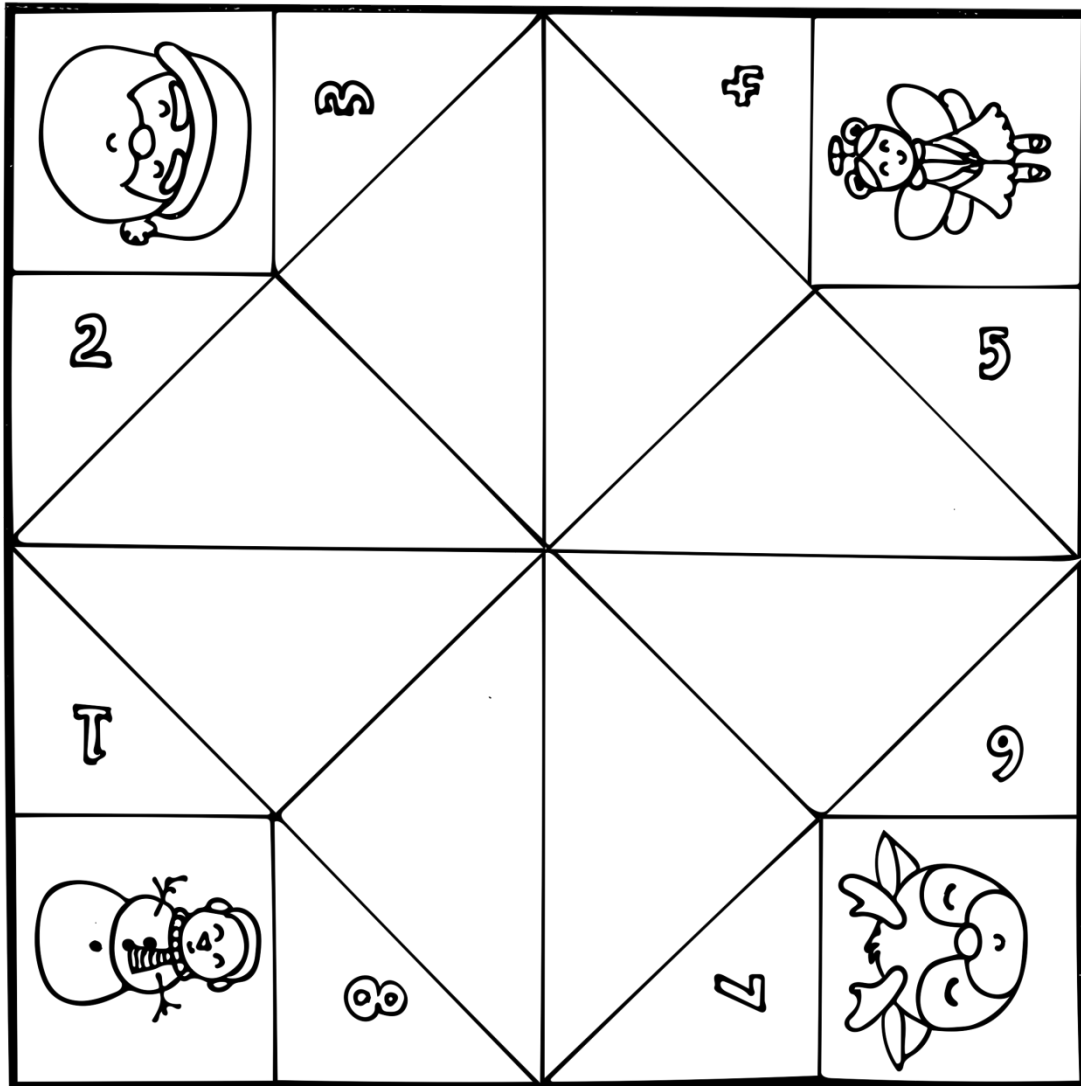
Open up the Fortune Teller and write all your acts of kindness or festive jokes in each segment. For some ideas, see the following page.



HOW TO PLAY

Get a friend to choose one of the picture squares. Spell out the name of the picture by opening and closing the Fortune Teller with each letter. Choose a number from the inside and open and close the Fortune Teller again counting up to that number. Then pick another number, open up the flap and read out your festive joke or act of kindness!

TEMPLATE



ACT OF KINDNESS SUGGESTIONS:

- Donate food or toys to charity
- Give a family member a hug
- Write card to neighbours
- Make someone laugh
- Make a bird feeder
- Pick up litter
- Help make dinner
- Compliment someone

FESTIVE JOKES SUGGESTIONS:

- What kind of ball doesn't bounce? **A snowball**
- What is a Christmas tree's favourite candy? **Orna-mints**
- What do snowmen eat for breakfast? **Snowflakes**
- What do you call an old snowman? **Water**
- Who delivers presents to baby sharks? **Santa Jaws**
- What music do Santa's elves like the best? **Wrap music**
- What does an elf study in school? **The elfabet**
- What do you call a greedy elf? **Elfish**