






Snögubbe

klipp & klistra





Gör så här -

Klipp ut alla delar och klistra sedan fast de tre snöggubbebollarna på bakgrunden på sidan 4. Sedan kan du klä din snöggubbe precis som du vill!

