


ALPHABET PICTURES

My Alphabet Pictures



Trace and print. Circle your best printing. Name: _____

R R R R R r r r r (C)



Trace the words.

rocket rabbit raccoon

Print the words.

rocket rabbit raccoon

Turn each letter into a picture that starts with that letter.



I drew a robot and a rocket.

©Whimsy Workshop Teaching.com

THANK YOU!


Thank you for downloading this resource!

You can find hundreds of FREE activities over at WhimsyWorkshop.com. You can find hundreds of resources for Social Skills, Art, Literacy, Math, Directed Drawing and STEM in my TPT store!




[click any button](#)

LET'S CONNECT!



Visit our FREE Resource Library!
Sign up! You'll get a giant sight word game, and each email (about 3 per month) has a new password to access 50+ free resources instantly!
CLICK HERE TO JOIN UP!



TERMS OF USE

Your download entitles you to single classroom use only. The unauthorized reproduction or distribution of copyrighted work is illegal. Duplication for staff or district is strictly prohibited. You may not post, sell or copy any part of this resource without violating the Digital Millennium Copyright Act (DMCA) materials and images are copyrighted ©Whimsy Workshop Teaching Inc.




HOW TO USE

Alphabet Pictures Printing is a creative way to practice daily printing!
There are several tasks on each page:

1. Identify the pictures and beginning sounds.
2. Trace upper and lower case letters.
3. Print letters independently, self-assess and circle the best one.
4. Print the words (or a challenge: Write a sentence with the words).
5. Turn the letters into a picture of something that starts with the letter.
6. Complete the sentence describing the pictures.

My Alphabet Pictures



Trace and print. Circle your best printing. Name: _____

R R R R R r r r r r



Trace the words.

rocket rabbit raccoon

Print the words.

rocket rabbit raccoon

Turn each letter into a picture that starts with that letter.




drew a robot and a rocket.

©Whimsy Workshop Teaching.com




My Alphabet Pictures

Printing Book



Name: _____

My Alphabet Pictures

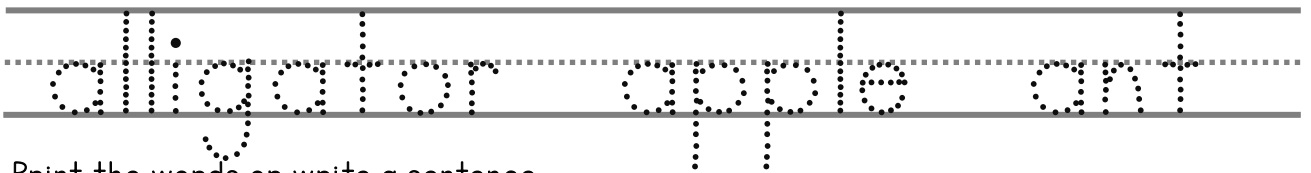


Trace and print. Circle your best printing.

Name: _____





Trace the words.



Print the words or write a sentence.






Turn each letter into a picture that starts with that letter.



I drew an _____ and an _____.

My Alphabet Pictures

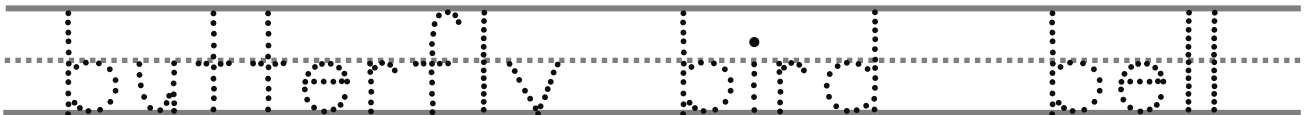


Trace and print. Circle your best printing.

Name: _____





Trace the words.






Print the words or write a sentence.

Turn each letter into a picture that starts with that letter.




I drew a _____ and a _____.

My Alphabet Pictures

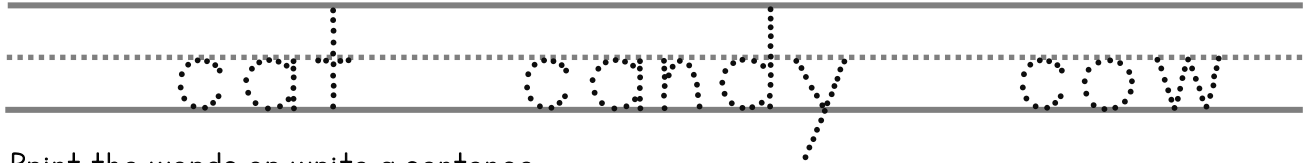


Trace and print. Circle your best printing.

Name: _____





Trace the words.



Print the words or write a sentence.





Turn each letter into a picture that starts with that letter.



I drew a _____ and a _____.

My Alphabet Pictures

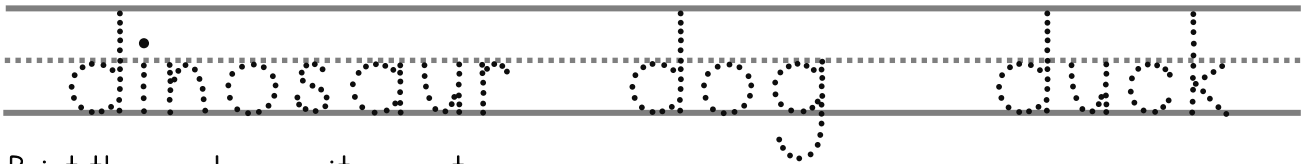


Trace and print. Circle your best printing.

Name: _____





Trace the words.



Print the words or write a sentence.





Turn each letter into a picture that starts with that letter.



I drew a _____ and a _____.

My Alphabet Pictures

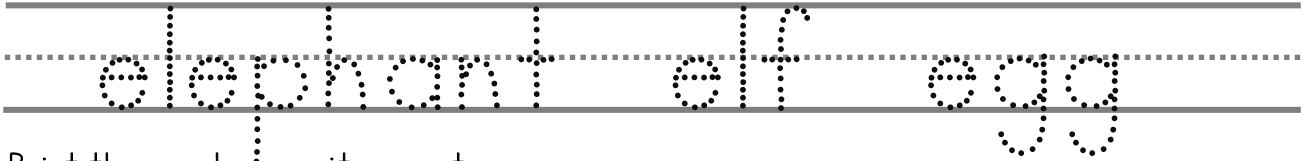


Trace and print. Circle your best printing.

Name: _____





Trace the words.



Print the words or write a sentence.






Turn each letter into a picture that starts with that letter.



I drew an _____ and an _____.

My Alphabet Pictures

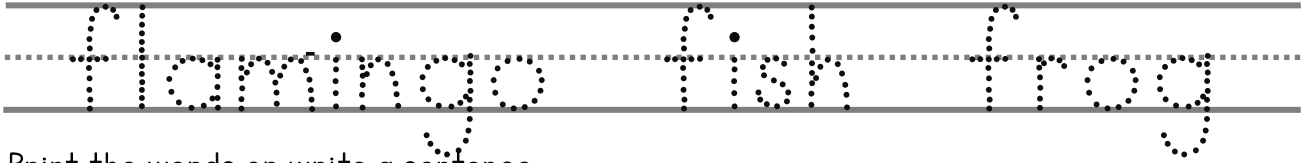


Trace and print. Circle your best printing.

Name: _____




Trace the words.



Print the words or write a sentence.






Turn each letter into a picture that starts with that letter.



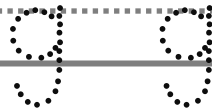
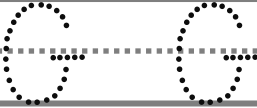
I drew a _____ and a _____.

My Alphabet Pictures

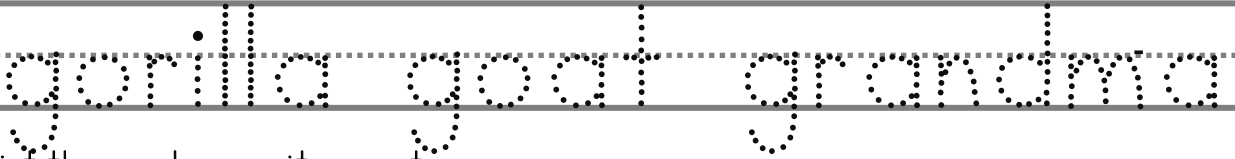


Trace and print. Circle your best printing.

Name: _____



Trace the words.



Print the words or write a sentence.




Turn each letter into a picture that starts with that letter.

G

g

I drew a _____ and a _____.

My Alphabet Pictures



Trace and print. Circle your best printing.

Name: _____



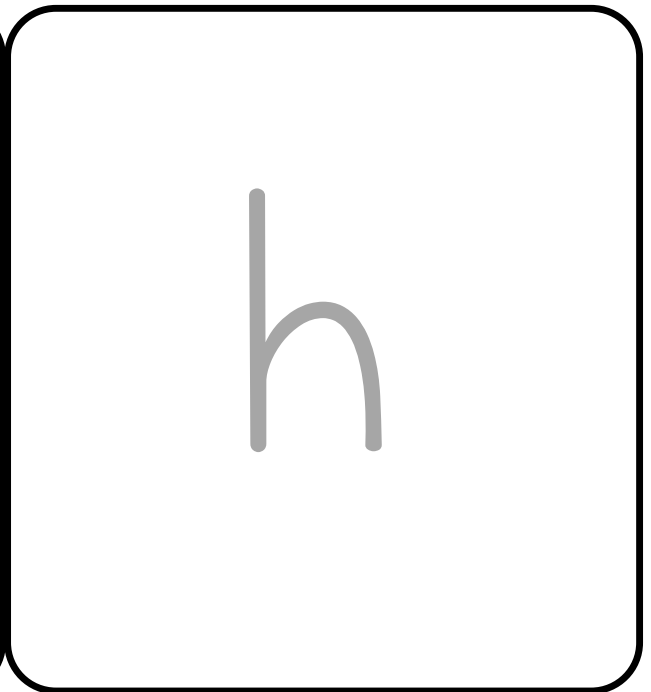
Trace the words.



Print the words or write a sentence.

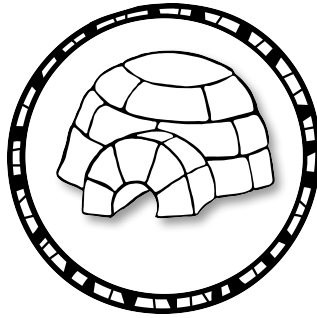



Turn each letter into a picture that starts with that letter.



I drew a _____ and a _____.

My Alphabet Pictures




Trace and print. Circle your best printing.

Name: _____



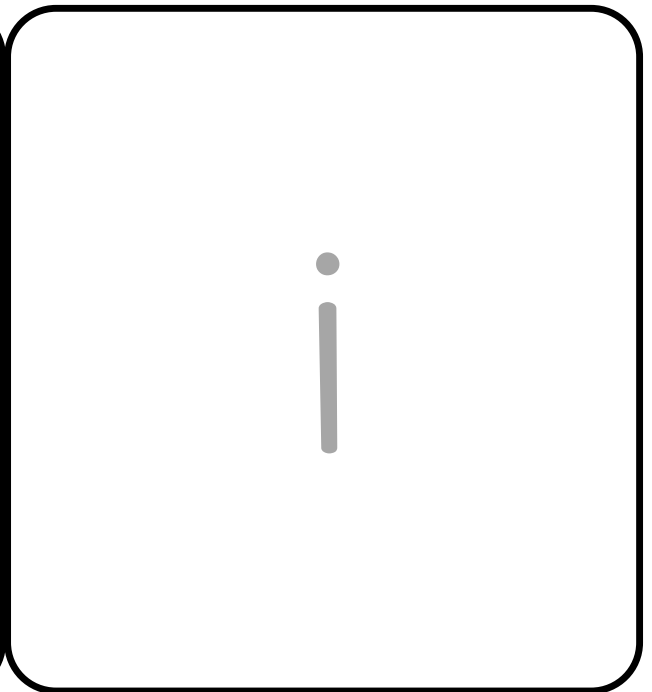

Trace the words.



Print the words or write a sentence.






Turn each letter into a picture that starts with that letter.



I drew an _____ and an _____.

My Alphabet Pictures




Trace and print. Circle your best printing.

Name: _____





Trace the words.



Print the words or write a sentence.






Turn each letter into a picture that starts with that letter.



I drew a _____ and a _____.

My Alphabet Pictures

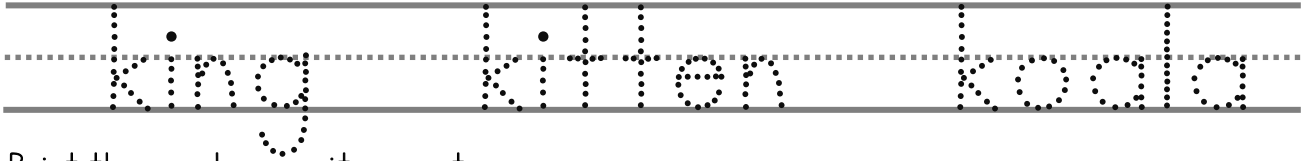


Trace and print. Circle your best printing.

Name: _____





Trace the words.





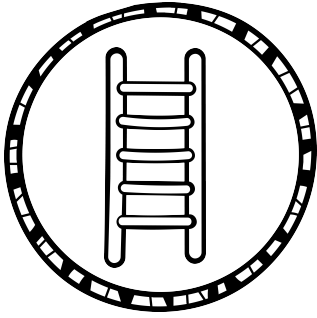
Print the words or write a sentence.

Turn each letter into a picture that starts with that letter.



I drew a _____ and a _____.

My Alphabet Pictures

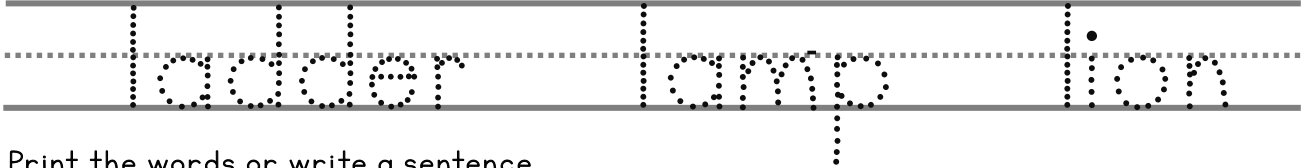


Trace and print. Circle your best printing.

Name: _____



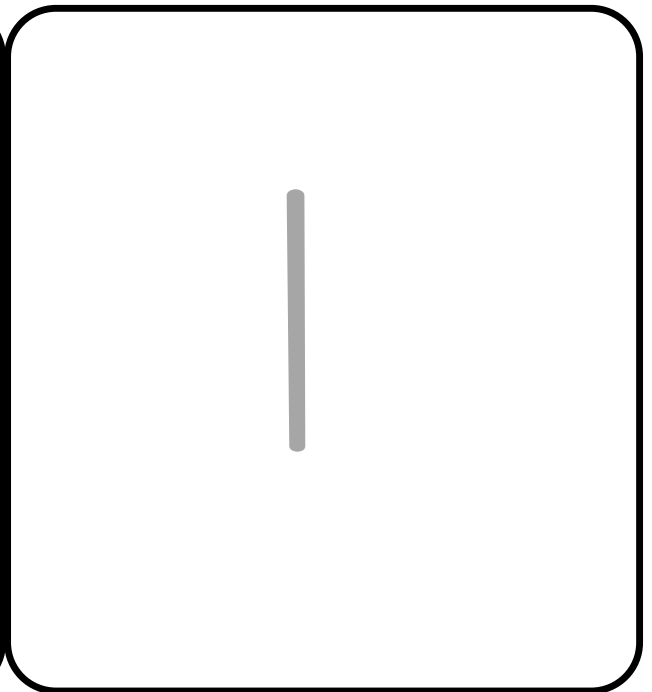

Trace the words.



Print the words or write a sentence.





Turn each letter into a picture that starts with that letter.



I drew a _____ and a _____.

My Alphabet Pictures



Trace and print. Circle your best printing.

Name: _____

M M

m m

Trace the words.

mouse

money

moon

Print the words or write a sentence.




Turn each letter into a picture that starts with that letter.

M

m

I drew a _____ and a _____.

My Alphabet Pictures

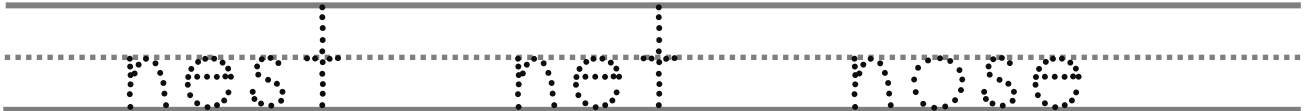


Trace and print. Circle your best printing.

Name: _____



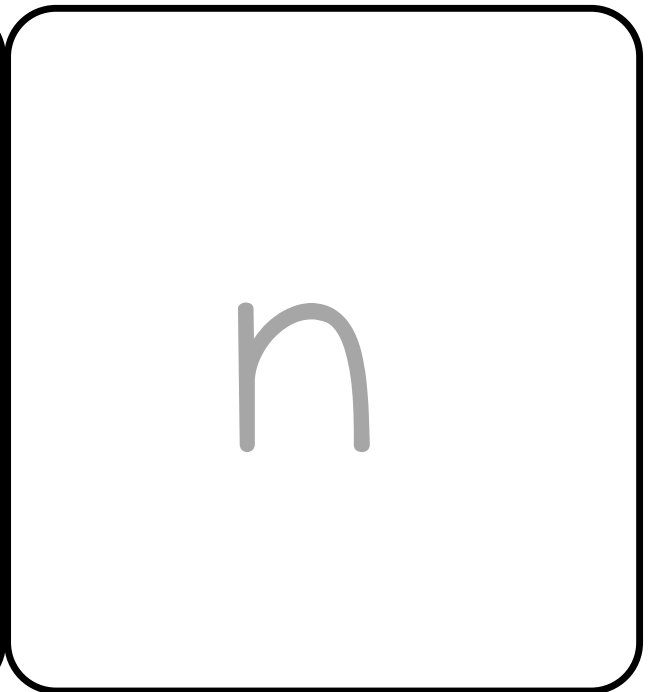
Trace the words.



Print the words or write a sentence.






Turn each letter into a picture that starts with that letter.



I drew a _____ and a _____.

My Alphabet Pictures

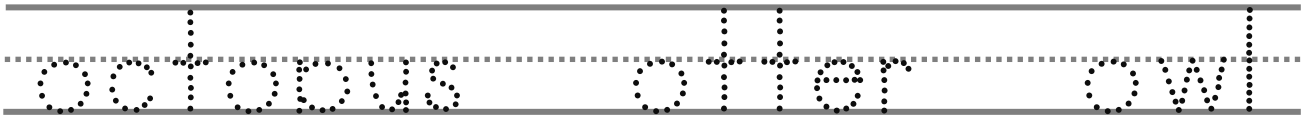


Trace and print. Circle your best printing.

Name: _____





Trace the words.



Print the words or write a sentence.






Turn each letter into a picture that starts with that letter.



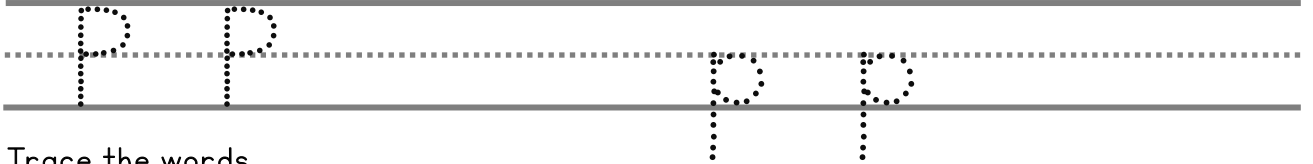
I drew an _____ and an _____.

My Alphabet Pictures

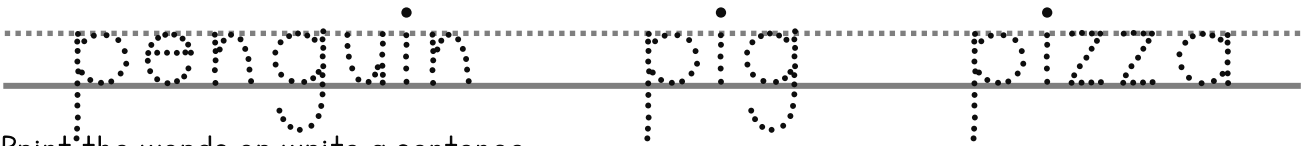


Trace and print. Circle your best printing.

Name: _____





Trace the words.



Print the words or write a sentence.

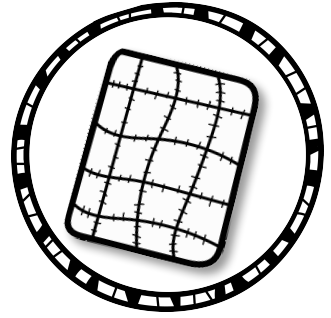




Turn each letter into a picture that starts with that letter.



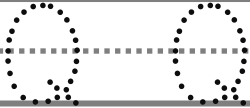
I drew a _____ and a _____.

My Alphabet Pictures

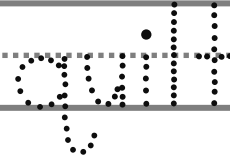




Trace and print. Circle your best printing.

Name: _____



Trace the words.




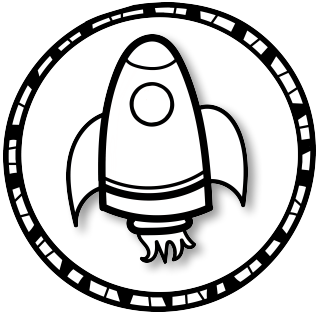
Print the words or write a sentence.

Turn each letter into a picture that starts with that letter.



I drew a _____ and a _____.

My Alphabet Pictures

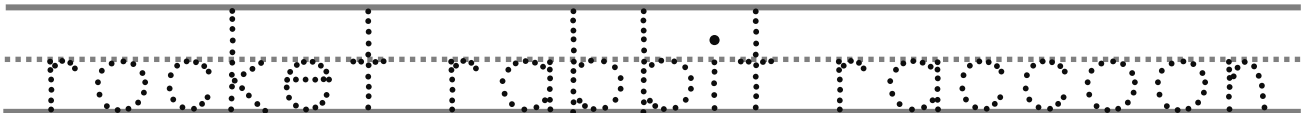


Trace and print. Circle your best printing.

Name: _____





Trace the words.



Print the words or write a sentence.


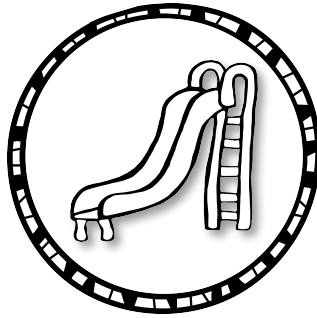



Turn each letter into a picture that starts with that letter.



I drew a _____ and a _____.

My Alphabet Pictures

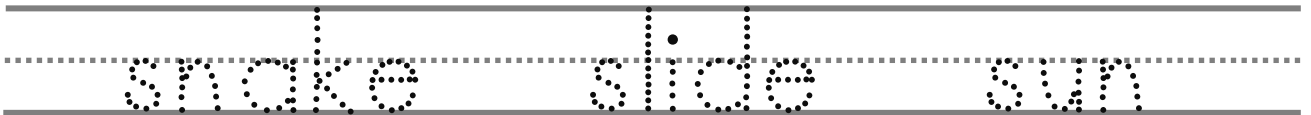


Trace and print. Circle your best printing.

Name: _____





Trace the words.



Print the words or write a sentence.





Turn each letter into a picture that starts with that letter.



I drew a _____ and a _____.

My Alphabet Pictures

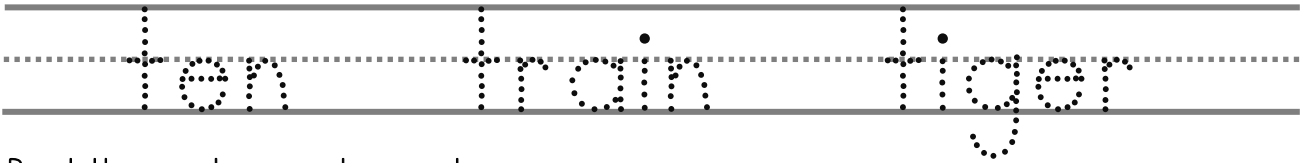


Trace and print. Circle your best printing.

Name: _____





Trace the words.



Print the words or write a sentence.






Turn each letter into a picture that starts with that letter.



I drew a _____ and a _____.

My Alphabet Pictures



Trace and print. Circle your best printing.

Name: _____





Trace the words.



Print the words or write a sentence.






Turn each letter into a picture that starts with that letter.



I drew an _____ and an _____.

My Alphabet Pictures

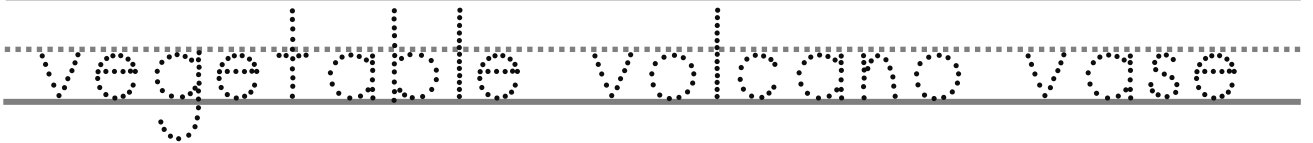


Trace and print. Circle your best printing.

Name: _____




Trace the words.



Print the words or write a sentence.






Turn each letter into a picture that starts with that letter.



I drew a _____ and a _____.

My Alphabet Pictures




Trace and print. Circle your best printing.

Name: _____



Trace the words.



Print the words or write a sentence.






Turn each letter into a picture that starts with that letter.



I drew a _____ and a _____.

My Alphabet Pictures



Trace and print. Circle your best printing.

Name: _____





Trace the words.



Print the words or write a sentence.






Turn each letter into a picture that starts with that letter.



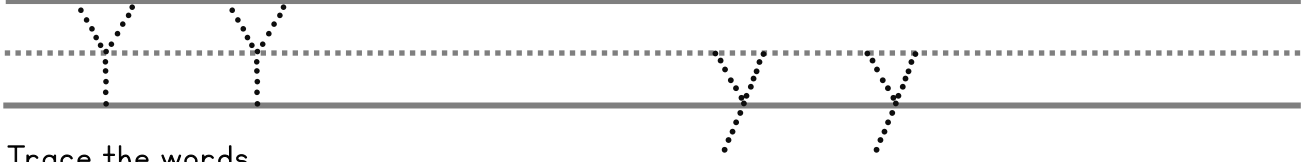
I drew a _____ and a _____.

My Alphabet Pictures

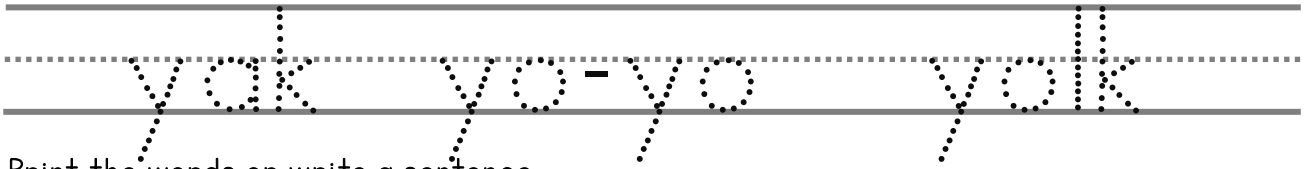


Trace and print. Circle your best printing.

Name: _____




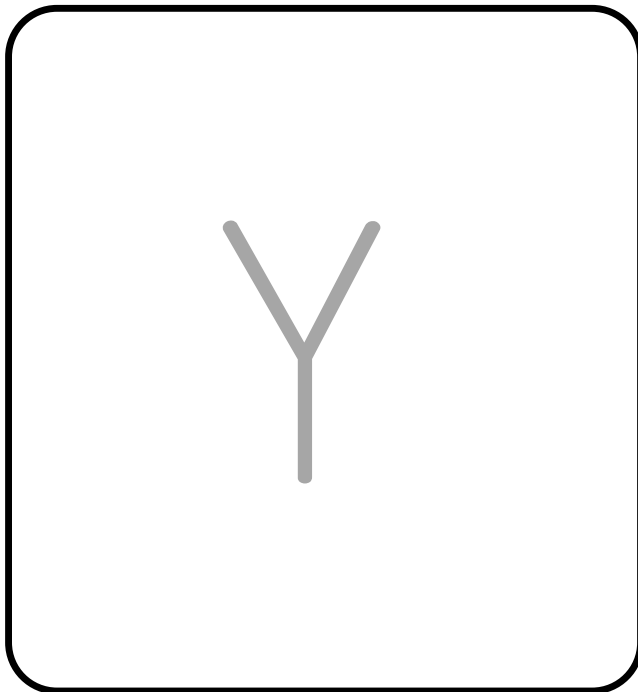
Trace the words.



Print the words or write a sentence.


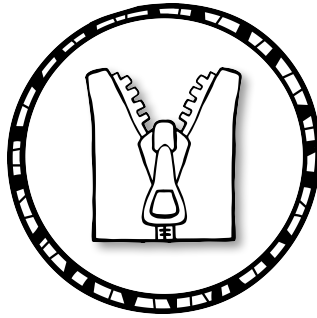



Turn each letter into a picture that starts with that letter.



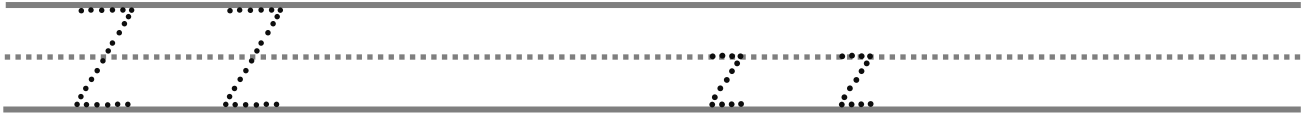
I drew a _____ and a _____.

My Alphabet Pictures




Trace and print. Circle your best printing.

Name: _____




Trace the words.



Print the words or write a sentence.



Turn each letter into a picture that starts with that letter.



I drew a _____ and a _____.

The Full Year Bundle

This printing pack is part of a full year of literacy skills and assessment. You can see more photos in the preview by clicking [HERE](#).

Topics Covered

PHONOLOGICAL AWARENESS

ALPHABET SKILLS
Recognition and formation of uppercase and lowercase letters.

LETTER SOUNDS
Choosing and producing letter sounds associated with each letter.

PHONEMIC AWARENESS
Direct teaching and practice of phonemes ie: manipulation and rhyming.

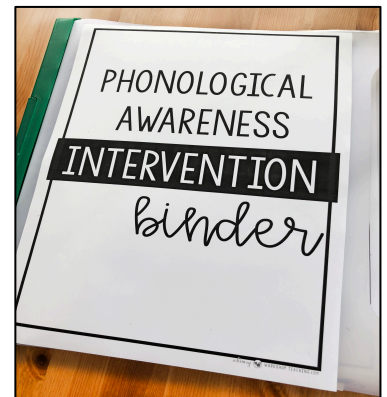
PHONICS
Exploration and practice of phonics rules and letter patterns, including long and short vowels, blends, digraphs, r-controlled vowel, and magic e.

GUIDED READING
A complete program with specific practice activities for each of the guided reading strategies.

SIGHT WORD FLUENCY
Activities for reading sight words in lists and simple sentences.

SENTENCES
Activities to edit and write simple sentences.

COMPREHENSION
Short stories using word families are used to practice reading and comprehension




Read n' Fix Sentences

Get Your Words!

- capital letters
- punctuation
- no random capitals
- proper spacing
- no backwards letters
- Does it make sense?
- check spelling

i sea oNe maD shaTc.

a	b	c	d	e	f	g	h	i	j	k	l	m	n	o	p	q	r	s	t	u	v	w	x	y	z
.	,	!	?	;	:	"	'	0	1	2	3	4	5	6	7	8	9	-	_						



Swat the Sight Word

A teacher or student reads the word bank words one at a time, in order. Use a swatter or pointer to touch the words.

we

can

your

when

said

Word List

we

when

your

can

said

Word Family Stories

Underline the -am words.

The ram ate some ham.
Then he ate a clam. Then he ate a yam with jam.

What did the ram eat with jam?

a clam

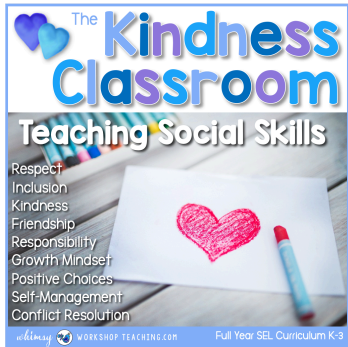
some ham

a yam

Write the words.

resources to create a PEACEFUL CLASSROOM

FULL YEAR CURRICULUM



The Kindness Classroom

includes 8 units and 100's of lessons to teach about Respect, Inclusion, Self-Management, Growth Mindset & Conflict Resolution with teacher scripts, 8 printable books & more!

[CLICK HERE TO SEE MORE](#)

SOCIAL STORIES & ACTIVITIES



32 Social Stories Pack

includes 32 printable social story books, teacher scripts, posters, partner plays, posters, games, printing, reward coupons, printing pages & much more!

[CLICK HERE TO SEE MORE](#)

SEL DAILY MEETINGS

200 Social Skills Daily Meetings



Social Skills Daily Meetings

A full year of paperless discussion prompts (200) that cover many social skills topics. Color posters are included.

Pages can also be printed!

[CLICK HERE TO SEE MORE](#)

SOCIAL SKILLS POEMS



20 Social Skills Poems

includes 20 poems or songs to reinforce class routines and skills such as listening, personal space, hallway, taking turns & more!

[CLICK HERE TO SEE MORE](#)

Best Sellers

Click any picture!

SOCIAL SKILLS



Self Management
Positive Choices
Respect
Inclusion
Responsibility
Conflict Resolution
Growth Mindset

full year SEL curriculum


TEACHING SOCIAL SKILLS WITH Social Stories

stories * partner plays * scripts



whimsy WORKSHOP TEACHING.COM


PHONICS



whimsy WORKSHOP TEACHING

Phonological Awareness INTERVENTION


& Daily Reading Lessons



whimsy WORKSHOP TEACHING.COM


SENTENCE KITS

I see a bird.




full year curriculum

MATH



full year curriculum

MATH PLANNING Made Easy



whimsy WORKSHOP TEACHING.COM


5 EASY WAYS TO COMBINE STEM Growth Mindset



whimsy WORKSHOP TEACHING

Crafty MATH


Art Projects for Math Concepts



whimsy WORKSHOP TEACHING

DIFFERENTIATED STORY WRITING

free story writing templates



whimsy WORKSHOP TEACHING

directed drawing Videos

Press PLAY and DRAW ALONG



whimsy WORKSHOP TEACHING

No Prep ART LESSONS

Teacher Scripts




free art lessons

whimsy WORKSHOP TEACHING.COM

PHONICS CHARTS

free



whimsy WORKSHOP TEACHING

SEASONAL CRAFTS



step-by-step photos

DIRECTED DRAWING



whimsy WORKSHOP TEACHING

Click to visit [Whimsy Workshop Teaching.com](http://WhimsyWorkshopTeaching.com) for more free resources!

Free Downloads

Click any picture to get teaching tips and free downloads!

Social Stories

FREE BOOKS, PLAY & POSTERS

How Do I Feel?
Listening with Your Lab Ears
I Can Calm Down
A Story About Managing Anger

free downloads

whimsy WORKSHOP TEACHING.COM

FREE MATH CRAFTS

whimsy WORKSHOP TEACHING.COM

FREE POEM PACK

To Teach Social Skills

Are you ready to listen?
Are your eyes on me?
Let's listen to the quiet
Sh - sh - sh.

whimsy WORKSHOP TEACHING.COM

FREE Growth Mindset S.T.E.M.

Little Red Riding Hood's Growth Mindset

FIXED MINDSET
MINDSET SORT
GROWTH MINDSET
COMPREHENSION

whimsy WORKSHOP TEACHING.COM

FREE EMOTIONS GAME

USE CLAY OR DOUGH TO MAKE A FACE THAT MATCHES THE SENTENCE.

I feel surprised!

whimsy WORKSHOP TEACHING.COM

FREE Social Skills Daily Meetings

be kind
help of
What are some rules in our classroom?

whimsy WORKSHOP TEACHING.COM

FREE NUMBER Of the DAY

Number of the DAY

Free Set of Templates

whimsy WORKSHOP TEACHING.COM

FREE SENTENCE BUILDING

I Am A Sentence Builder!

The brown cat sat on the fence.

whimsy WORKSHOP TEACHING.COM

FREE ART LESSON

Free Art Lesson for Elementary

- Easy Art Project
- Teacher script
- Writing Activity

whimsy WORKSHOP TEACHING.COM

FREE DIRECTED DRAWING

Draw A Puppy

whimsy WORKSHOP TEACHING.COM

FREE STORY WRITING

DIFFERENTIATED WRITING TEMPLATES

Write A Story

whimsy WORKSHOP TEACHING.COM

FREE PRINT & DRAW ALPHABET

My Alphabet Pictures

rocket rabbit raccoon

draw a robot and a rocket

26 PAGES

whimsy WORKSHOP TEACHING.COM

Clickable

RESOURCE LIST

Click Any Category

CURRICULUM

Social Skills Lessons
Art History
Seasonal Crafts
STEM & Growth Mindset
Sentence Kits
Sight Words
Math Centers
Phonics Printables
Writing Prompts
Poetry Sets
Sign Up Freebies

CLIP ART

Click below:
Seasonal
Phonics
Life Cycles
Math
Fairy Tales
Frames
School Kids
Bigger Kids
Animals
Specialty



whimsy WORKSHOP TEACHING.COM