
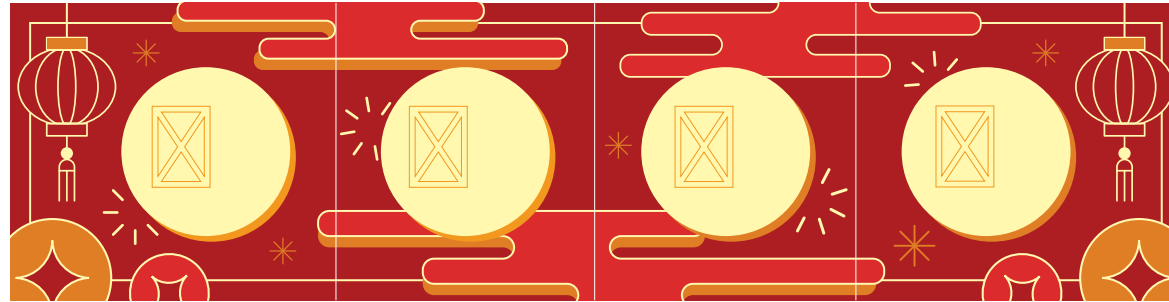



Spring Festival Couplets (Style 2)



Difficulty level: Hard



13 sheets of A4 paper are required to complete this Spring Festival couplet.

Character for "Luck"

Please cut along the edge of
the image.



Horizontal Piece 1




Please cut along the edge of the image.
(including gluing area A)




Horizontal Piece 2

Please cut along the edge of the image.
(including gluing area B)
Paste this piece of paper over gluing area A.



Horizontal Piece 3

Please cut along the edge of the image.
(including gluing area C)
Paste this piece of paper over gluing area B.



Horizontal Piece 4




Please cut along the edge of the image.
Paste this piece of paper over gluing
area C.



Left Vertical Piece 1




Please cut along the edge of the image.
(including gluing area A)



Left Vertical Piece 2

Please cut along the edge of the image.
(including gluing area B)

Paste this piece of paper over gluing area A.



Left Vertical Piece 3

Please cut along the edge of the image.
(including gluing area C)

Paste this piece of paper over gluing area B.



Left Vertical Piece 4


Please cut along the edge of the image.
Paste this piece of paper over gluing
area C.



Right Vertical Piece 1




Please cut along the edge of the image.
(including gluing area A)



Right Vertical Piece 2

Please cut along the edge of the image.
(including gluing area B)

Paste this piece of paper over gluing area A.



Right Vertical Piece 3

Please cut along the edge of the image.
(including gluing area C)

Paste this piece of paper over gluing area B.



Right Vertical Piece 4

Please cut along the edge of the image.
Paste this piece of paper over gluing
area C.

