



# CREATIVITY

## Warm-Up

Name Roxanne

### CREATIVITY WARM-UP

Whoops! Someone forgot to finish these pictures. Use your imagination to draw the rest. You can use pencil, crayons, markers, or colored pencils to design.



©2020, Glitter Meets Glue



# TERMS OF USE

## Teaching Materials & Resources

### «Thank You»

Thank you for your purchase! Here are some guidelines for how my resources may and may not be used.

- All teaching materials sold by **Glitter Meets Glue®** are for personal classroom use only and may not be edited, adapted, distributed, or translated into any other language with the intent to re-sell.
- You **may** duplicate this resource for each student, whether in digital or paper form.
- You **may** reference this resource on your teaching blog or in pro-development workshops with credit given back to me and a link to my website.
- You **may not** upload my teaching materials to file sharing websites for free distribution or host them on your classroom website, teacher blog, district server or other educational websites.
- You **may not** re-sell or share physical copies of this resource with other teachers as you have purchased a single-user license.
- You **may not** claim this resource as your own or remove the credit graphic or copyright notice in any of my teaching materials.

Glitter Meets Glue® clip art and teaching materials are protected by U.S. copyright and international treaties. All graphics and pictures are the sole property of Glitter Meets Glue®. This resource was created using the Go Interactive Google Drive Toolkit by Danielle Knight, Study All Knight.



### «Check It Out»

Want to learn more about teaching art? Pop over to my website. Tips, tricks, & techniques galore!

Want to inspire the inner Pop Artists you teach?



### «Google Drive»

Here's how to access your digital copy of this lesson:

- 1) Sign into your school Google account.
- 2) Click the access link below.
- 3) You will be prompted to **"make a copy"** for yourself. Your original copy will now live in your Google Drive folder.
- 4) To share a copy with your students, click the blue **"share"** button in the top right corner of the screen. If you are sharing the document with students who don't have a Google account, click on **"get shareable link"** and select **"anyone with the link can edit"** from the dropdown menu. Then have students make a copy for themselves so they aren't editing your master copy. If using Google Classroom, select **"make a copy for each student"** from the dropdown menu.

## Google Drive Resource

Access the student-ready, digital version of this lesson

Click  
Here


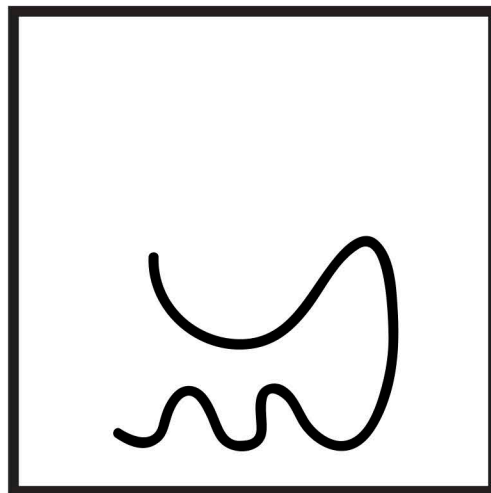




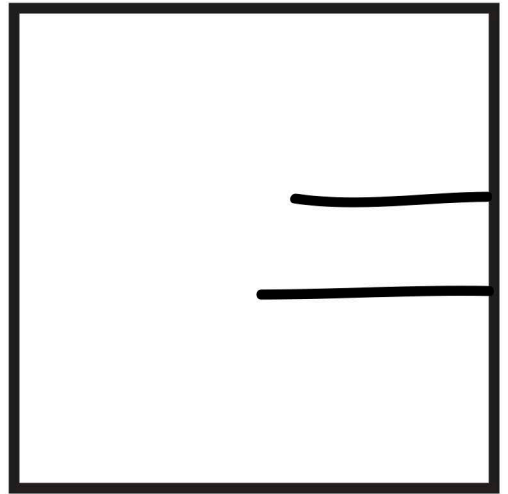
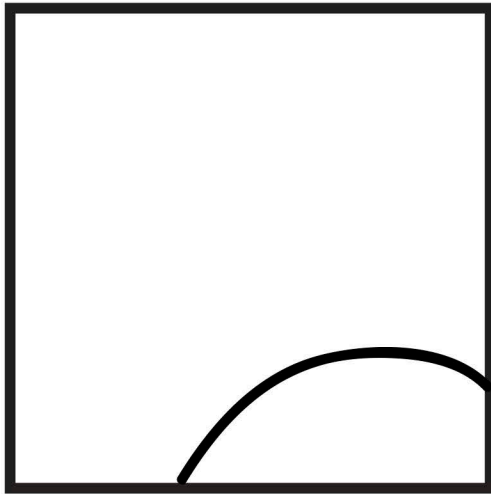
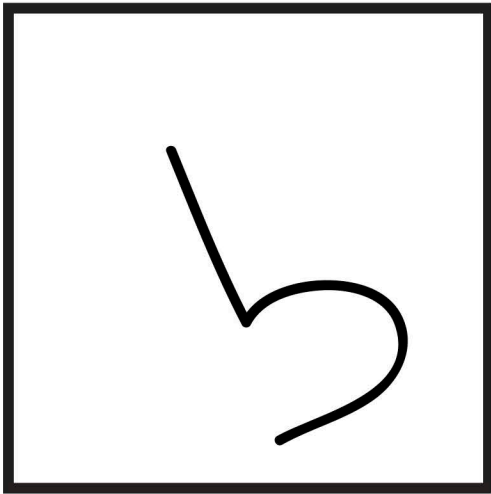





Name \_\_\_\_\_

# CREATIVITY WARM-UP





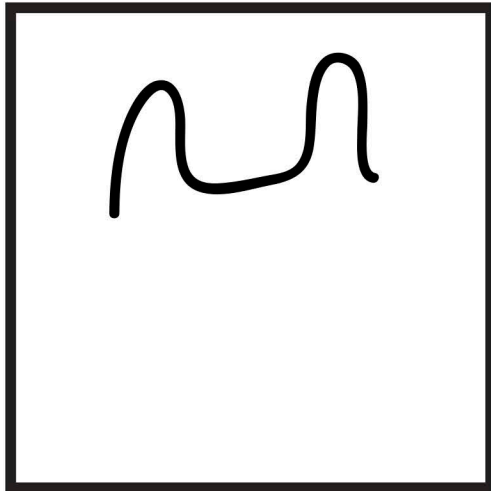




**Whoops!** Someone forgot to finish these pictures. Use your imagination to draw the rest. You can use pencil, crayons, markers, or colored pencils to design.



Name \_\_\_\_\_

# CREATIVITY WARM-UP

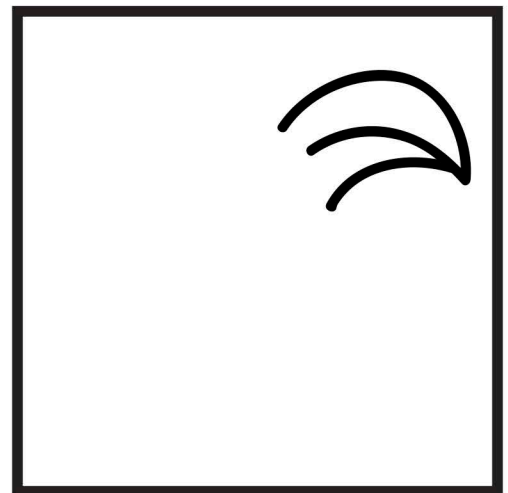







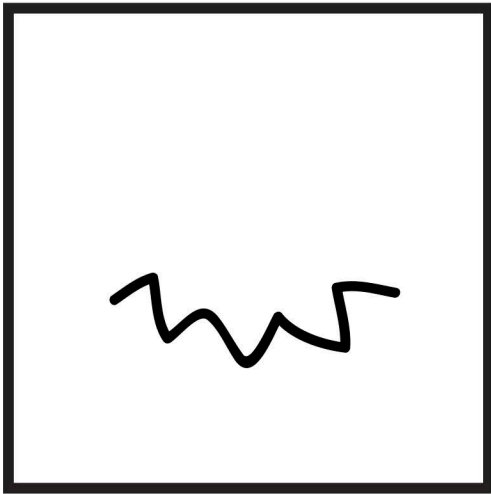

**Whoops!** Someone forgot to finish these pictures. Use your imagination to draw the rest. You can use pencil, crayons, markers, or colored pencils to design.



Name \_\_\_\_\_

# CREATIVITY WARM-UP


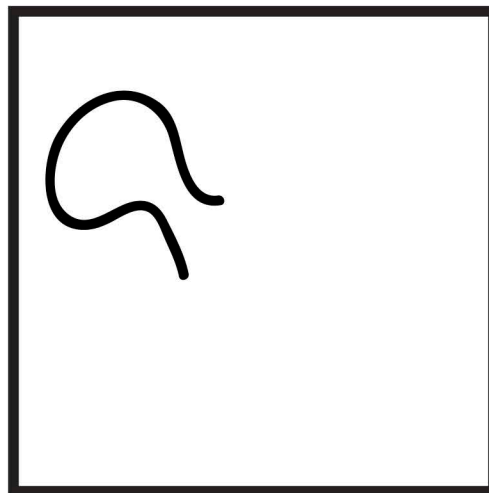
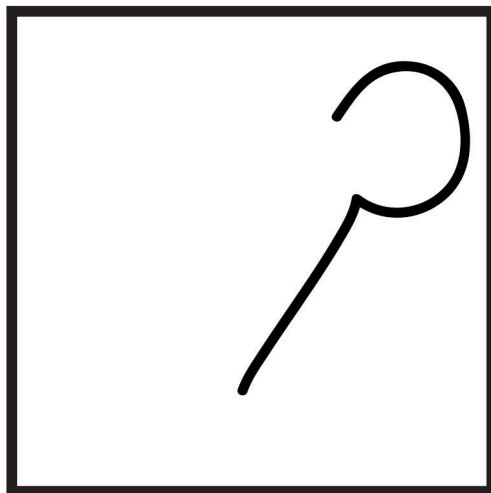


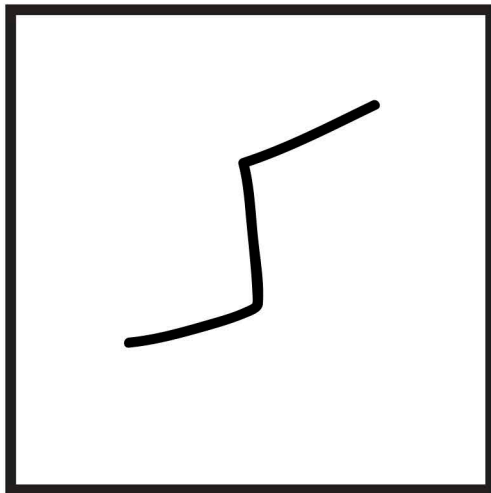




**Whoops!** Someone forgot to finish these pictures. Use your imagination to draw the rest. You can use pencil, crayons, markers, or colored pencils to design.



Name \_\_\_\_\_

# CREATIVITY WARM-UP

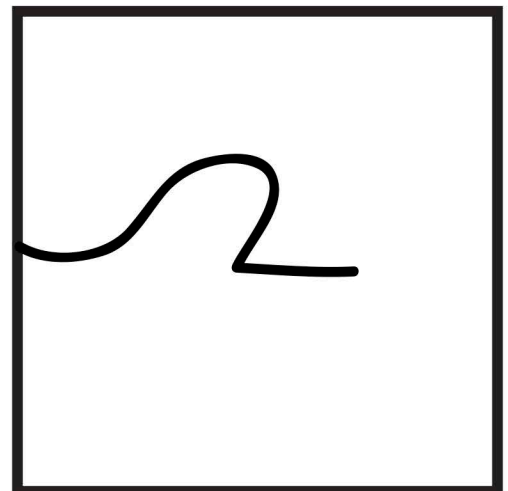









**Whoops!** Someone forgot to finish these pictures. Use your imagination to draw the rest. You can use pencil, crayons, markers, or colored pencils to design.



Name \_\_\_\_\_

# CREATIVITY WARM-UP


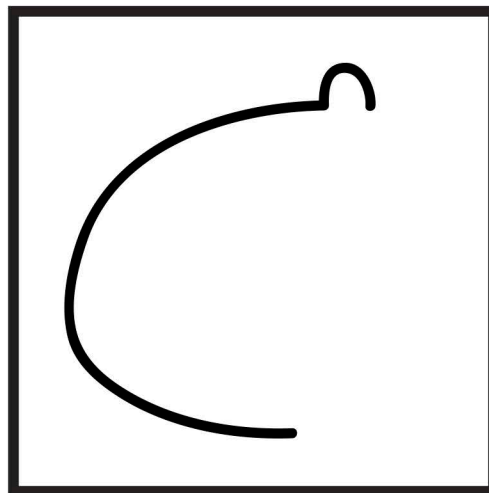

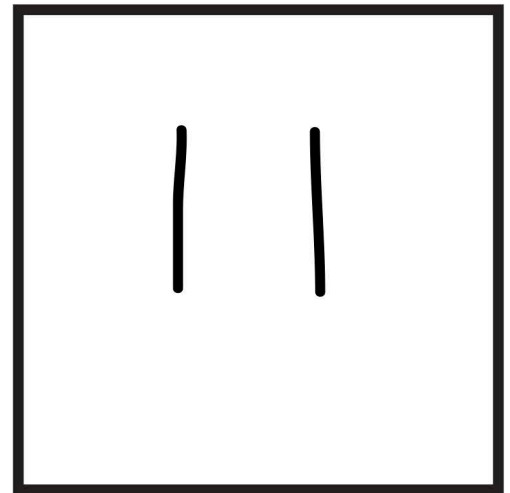





**Whoops!** Someone forgot to finish these pictures. Use your imagination to draw the rest. You can use pencil, crayons, markers, or colored pencils to design.



Name \_\_\_\_\_

# CREATIVITY WARM-UP

**Whoops!** Someone forgot to finish these pictures. Use your imagination to draw the rest. You can use pencil, crayons, markers, or colored pencils to design.






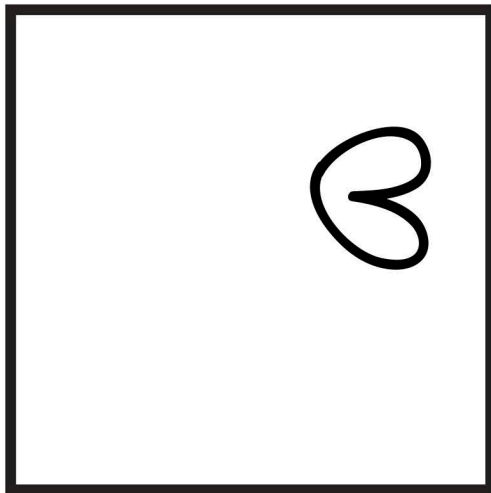
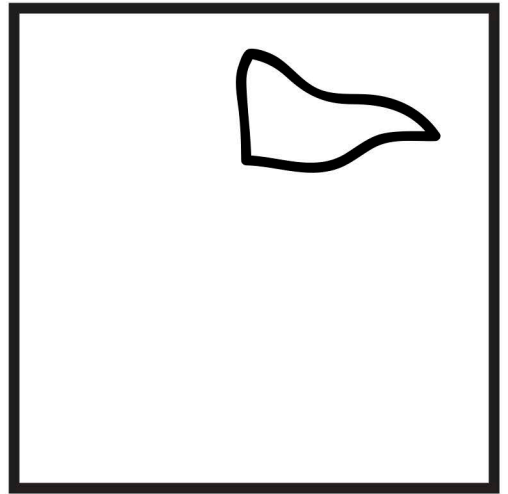
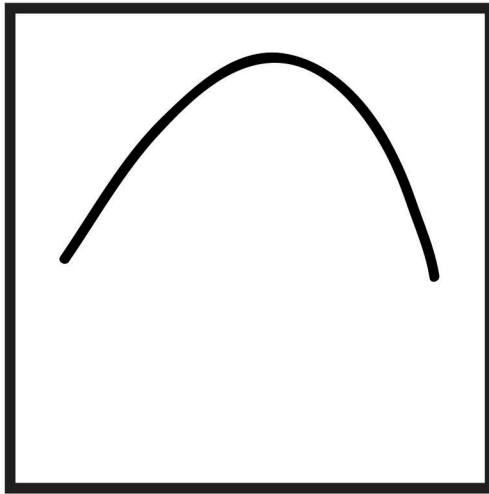






Name \_\_\_\_\_

# CREATIVITY WARM-UP

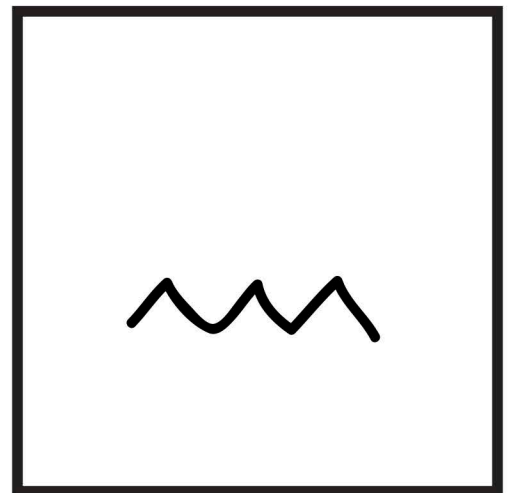



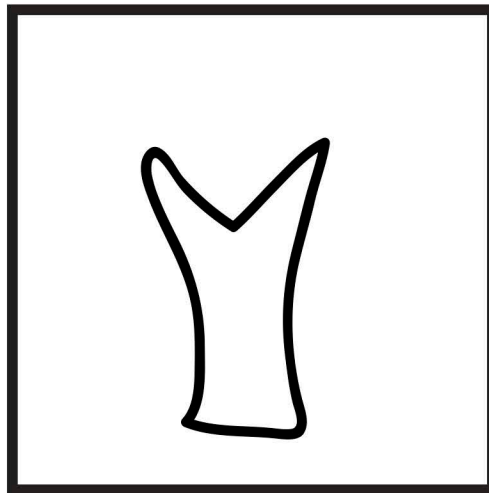
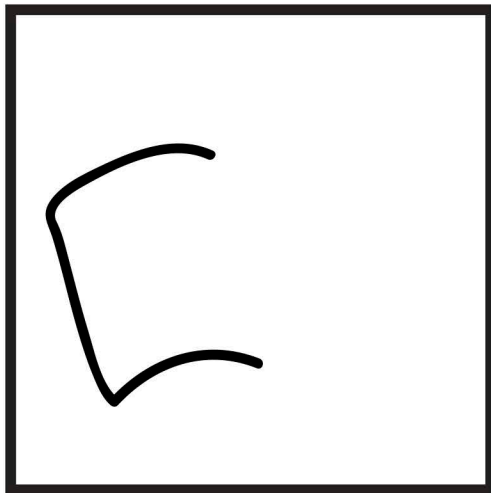

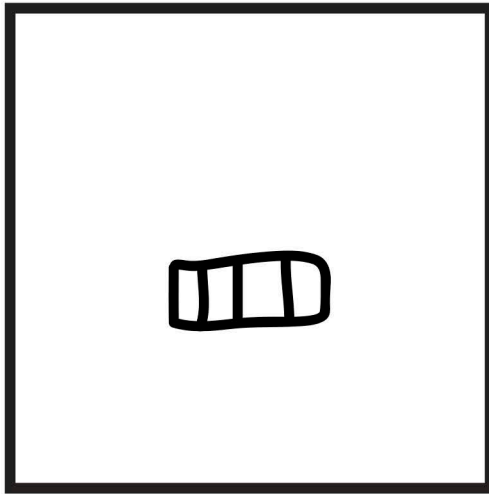


**Whoops!** Someone forgot to finish these pictures. Use your imagination to draw the rest. You can use pencil, crayons, markers, or colored pencils to design.



Name \_\_\_\_\_

# CREATIVITY WARM-UP

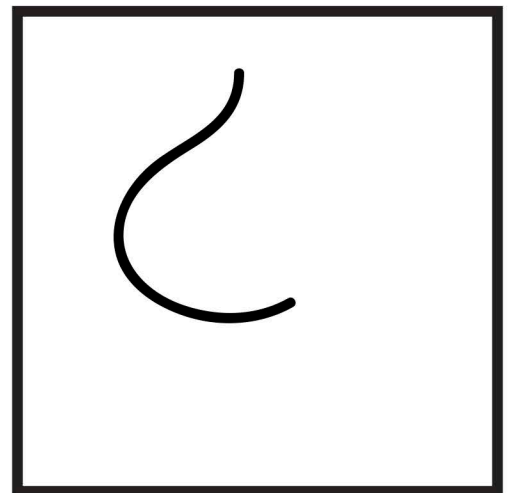



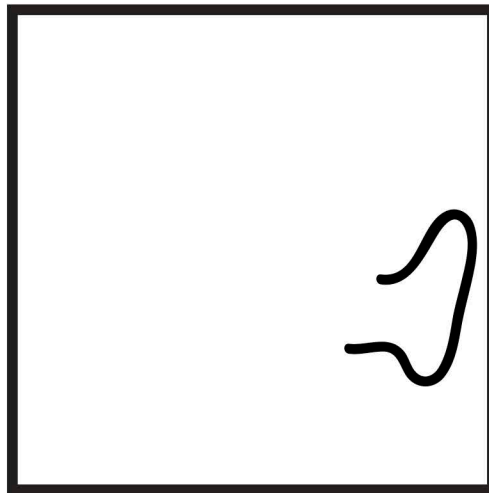

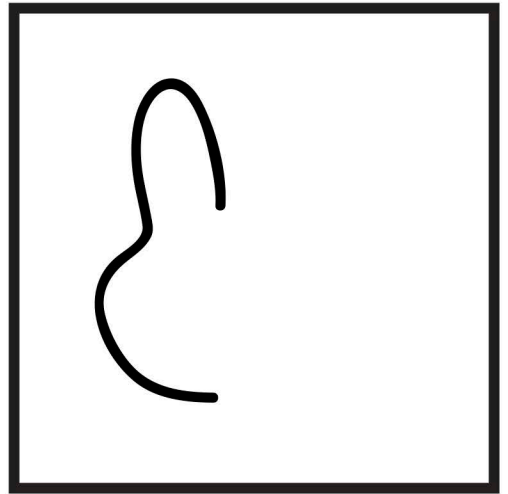



**Whoops!** Someone forgot to finish these pictures. Use your imagination to draw the rest. You can use pencil, crayons, markers, or colored pencils to design.



Name \_\_\_\_\_

# CREATIVITY WARM-UP

**Whoops!** Someone forgot to finish these pictures. Use your imagination to draw the rest. You can use pencil, crayons, markers, or colored pencils to design.

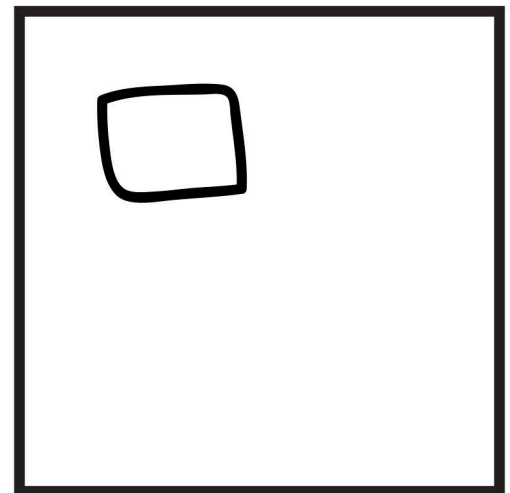
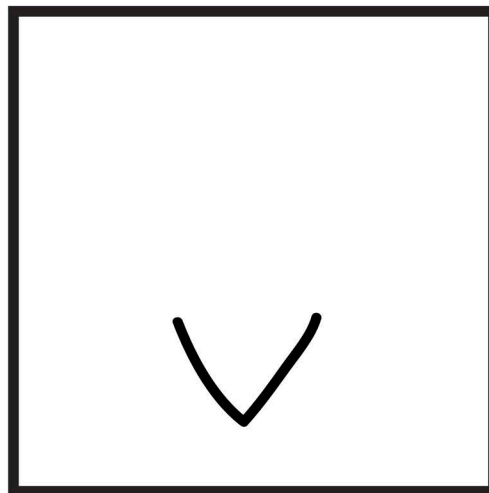


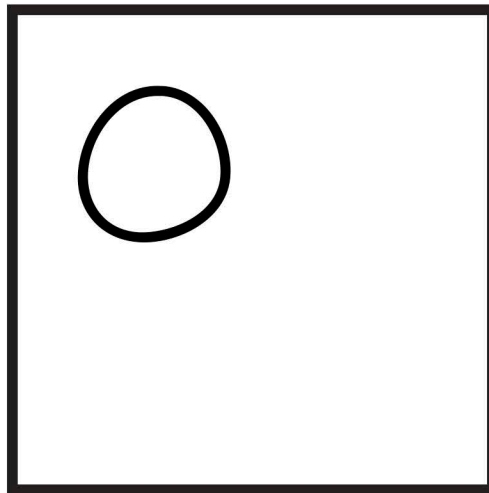
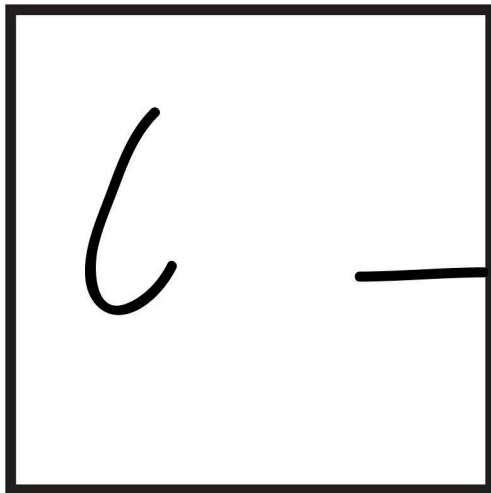








Name \_\_\_\_\_


# CREATIVITY WARM-UP

**Whoops!** Someone forgot to finish these pictures. Use your imagination to draw the rest. You can use pencil, crayons, markers, or colored pencils to design.





# CHECK OUT MY OTHER Art Teacher Resources



Subscribe & Save  
Coupon codes, secret sales, goodies, & more!

Click Here

