

BECAUSE
OF THEM
WE CAN

BOX


JUST FOR KIDS

BECAUSE OF THE HARLEM RENAISSANCE

AGES 4-8



ZORA NEALE HURSTON




DOROTHY
DANDRIDGE



ROMARE BEARDEN

HARLEM RENAISSANCE



LANGSTON HUGHES



AUGUSTA
SAVAGE



JACOB LAWRENCE

THE HARLEM RENAISSANCE

The Harlem Renaissance was a great time for African American art.

Literature, music, paintings, sculptures, poems, films, and fashion all played a great part.

It was in some ways a result of the **Great Migration**, Where many Black people fled to northern parts of the nation.

It started around the end of World War I, all the way until World War II,

In Harlem, New York, many other cities, and even the Caribbean and Paris too.



It was a time that celebrated Black expression, Discussed the Black experience and the need for **progression**.

There were many other topics like city life, Black southern life, and race, For so many Black creatives it was the first time they felt like they had their own place.

It was a time where Black voices were uplifted, And some of the stories about who we were, were shifted. There were still many problems that happened during that time, But it created **opportunities** for Black people to climb.



It was a time marked greatly by Black pride, A time where great artists were able to make **strides**. There were many famous people like Zora Neale Hurston, Augusta Savage, Jacob Lawrence, and Langston Hughes. Who created literature and art, paving the way for you.

By Alexis Barnes

GLOSSARY

The Great Migration:

The movement of six million Black people from rural areas of the Southern States of the United States to urban areas in the Northern States between 1916 to 1970.

Progression: The process of developing over a period of time.

Opportunities: An amount of time or a situation in which something can be done.

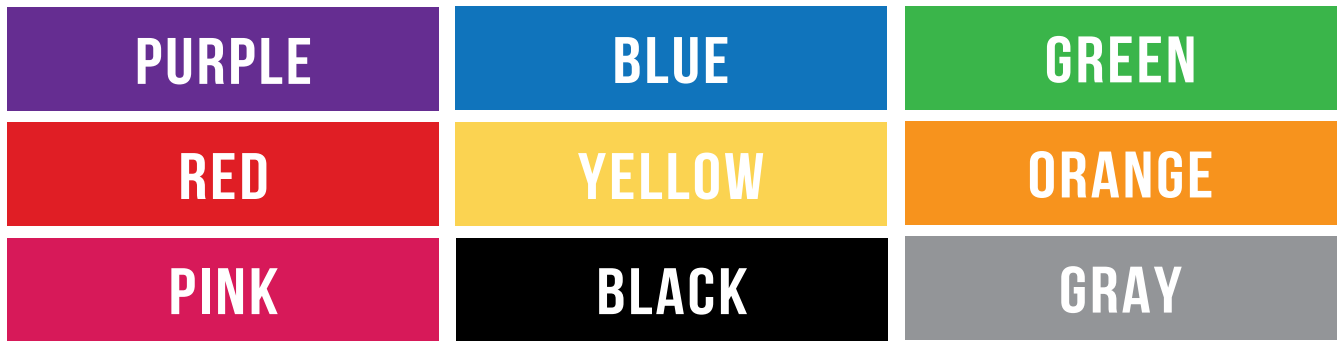
Strides: To walk with very long steps.

Theme: The main subject that is being discussed or described in a piece of work.

Collage: a piece of art made by sticking various different materials such as photographs and pieces of paper or fabric on to a backing.

PICK A COLOR!

STEP 1: Choose a color that you like. Here are some options for you to get started.



STEP 2: Brainstorm: Write all the things you think of when you think of the color you chose. Here is an example below. You don't need a word for each box. Fill in as many as you can.

Here's an example:

ANIMALS THAT ARE BROWN	THINGS OUTSIDE THAT ARE BROWN	THINGS INSIDE THAT ARE BROWN	CLIMATE/LAND ASSOCIATED W/ BROWN	FOODS THAT ARE BROWN
BROWN BEAR	MUD	DOORS	DRY	CHOCOLATE
DOG	TREES	SHOES	DESERT	PEANUTS
OWL				POTATOES

Now it's your turn! Fill the blanks below, with the colors you chose! List the animals, things, weather, and foods!

ANIMALS THAT ARE _____	THINGS OUTSIDE THAT ARE _____	THINGS INSIDE THAT ARE _____	CLIMATE/LAND ASSOCIATED W/ _____	FOODS THAT ARE _____

WRITE A POEM!

Here's an example of a poem that doesn't rhyme, using the color brown!

Brown is the color of chocolate.
It is smooth and tastes good.

Brown is the color of dirt.
It is where everything starts to grow.

Brown is the color of an owl.
They are wise and smart.

STEP 3: Now, it's your turn to write a poem about the color you chose! Use one word, from one section at a time, and remember you don't have to rhyme! If you don't want to rhyme, stop after the section below. If you want to add rhyme, continue following the steps.

STEP 4: Rewrite your poem using rhyme. Write your first line and then brainstorm some rhyming words. Use the rhyming words to write your poem!

Example: I chose color Brown, so the first line of my poem will be:

Brown is **nice**.

Here are words that rhyme with **nice**:

Dice Spice Mice Rice

(**Nice** is the last word in the line so I thought of some words that rhyme with nice. Now, I want to have another line that ends with the word rice to rhyme with nice.)



Now it's your turn! The first line of my poem will be:

Words that rhyme with _____:

MAKE SOME ART!

DIRECTIONS: There were many works of art that were inspired by the Harlem Renaissance. Paintings and other forms of art are ways to express a topic or theme, just like poetry.

Jacob Lawrence was a Black painter who chose a **theme** of migration and created the *The Migration Series*, originally titled *The Migration of the Negro*. His paintings showcased his life and the experiences of other Black people and he wanted people to see themselves in his work.

Now, you will get to create another art form called a **collage**. A collage is a beautiful picture that is created by using many other pictures and words.




Cut out old pictures from books or magazines (ask an adult before you cut!) and paste on a piece of paper.

On the left is an example of one we created with the word "Brown." You can use the color that you chose for your poem, for your collage, or a different theme or topic. Use your rhyming brainstorm to inspire your search for more pictures/ words and make a beautiful collage!

COLOR BY NUMBERS

Find some crayons, markers, colored pencils, or paint to color in the Jacob Lawrence painting on the next page! Follow this color guide to replecate his painting, or use your own!





Colored by: _____

The Migration of the Negro, Panel no. 1.
1940-41, Jacob Lawrence