

## THANKSGIVING BINGO HOW-TO

### HOW-TO:

1. Print out the Bingo cards and the calling cards.
2. Cut out each of the square calling cards.

### HOW-TO PLAY THE GAME:

1. Place the calling cards in a jar.
2. Choose one person as the designated caller. That person's job is to pick one of the calling cards from the jar.
3. Once a calling card is chosen, the caller will announce the Thanksgiving icon.
4. The player will search their board for that icon and if they have that on their board, they will mark it or place a chip on it.
5. The first person to get 5 squares in a row yells "Bingo" so everyone knows they won.

### ASSEMBLY INSTRUCTIONS




 Cut on this line

### YOU WILL NEED:



 Scissors



# THANKSGIVING BINGO



FREE  
SPACE



# THANKSGIVING BINGO



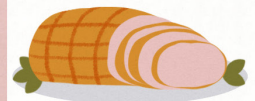


# THANKSGIVING BINGO






# THANKSGIVING BINGO

				
				
		<b>FREE SPACE</b>		
				
				

# THANKSGIVING BINGO



FREE  
SPACE



# THANKSGIVING BINGO

				
				
		<b>FREE SPACE</b>		
				
				

BINGO DRAWING CARDS





BINGO DRAWING CARDS

