

PANDA FINGER PUPPETS



SUPPLIES

White cardstock

Markers or crayons

Googly eyes

$\frac{3}{4}$ inch circle punch

Scissors

Glue stick

INSTRUCTIONS:

- 1** Print out the template page on white cardstock and cut out each of the pieces.
- 2** Use a crayon or marker to color the ears, nose, eye patches and arms black.
- 3** Cut out the finger holes on the panda body with a $\frac{3}{4}$ inch circle punch.
- 4** Glue the panda head at the top of the body. Then glue the ears, eye patches and nose on the panda head. Lastly, glue the panda arms on the body.
- 5** Glue a googly eye on each of the eye patches. Then use a marker or crayon to draw a smile on your panda.
- 6** Place two fingers inside the holes of the puppet. Move your fingers around to make your panda walk and dance around.

PANDA FINGER PUPPETS



FUN FACTS ABOUT PANDAS

Did you know pandas spend as much as 14 hours per day eating? Their favorite food is bamboo shoots. An adult panda can eat as much as 26 to 84 pounds per day. Unlike most bears, pandas don't hibernate in the winter. One reason is that they mostly eat bamboo which doesn't make them fat enough.

Panda Finger Puppets Template

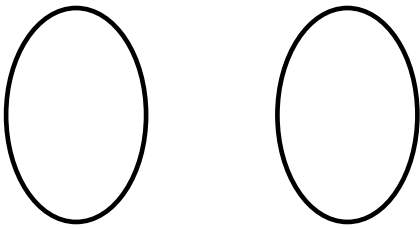


Ears


Nose



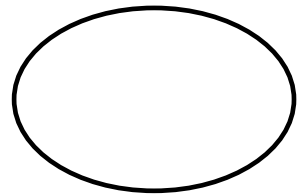
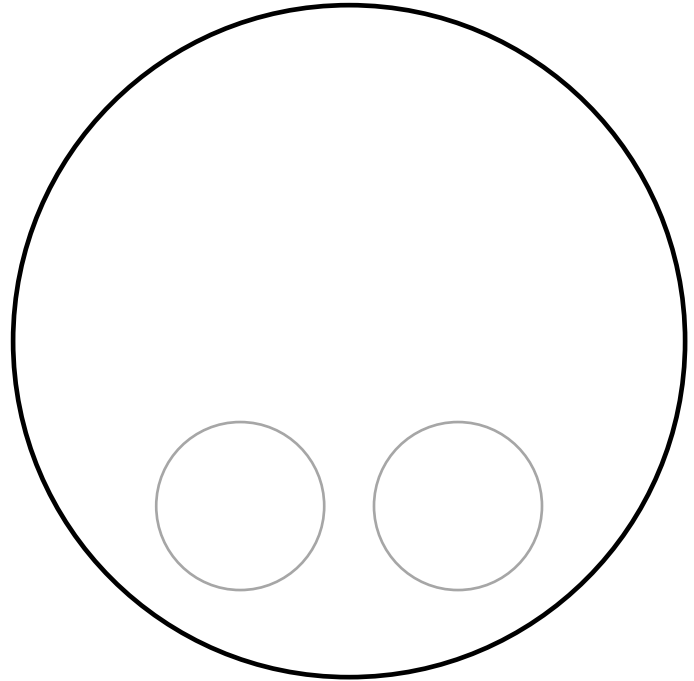
Eye Patches



Head



Body



Arms

