

dinosaur puppets


Materials:

Scissors

Printed Template

Chopsticks or Popsticks

Tape



Instructions:



Step 1: print and cut out your template. If you have thicker paper than normal printer paper this would be useful - otherwise, you can also glue your paper to a cardboard, then cut around both layers once dried.

Step 2: tape your chopsticks or popsticks to the back of each dinosaur

Step 3: your dinosaurs are ready to play! You may like to build them a little scene/world with rocks, some plants, sand or even paint a volcano backdrop.



Template



cut around each dinosaur

