

## PRINTABLE WOVEN HEART CARD (AGES 4-8)

Write a poem to someone you love. Can you get the words to rhyme? (Visit the Rhymezone site for help!)




### ASSEMBLY INSTRUCTIONS


 \_\_\_\_\_ Cut on this line

- - - - - Fold on this line


### YOU WILL NEED:

 Scissors


 Glue




## PRINTABLE WOVEN HEART CARD INSTRUCTIONS




1. Print out pages 3 and 4.
2. Cut out the front of the card, the heart, and the strips.



3. Cut the lines on the card.
4. Weave the darkest pink strip and place on the bottom.




5. Weave the next darkest pink strip and weave so it's the opposite of the last one.



6. Continue until you get to the top. There may be some strips left over.




7. Glue the white heart cut out on top.



HEART CARD CUT OUT

	<hr/> <hr/> <hr/> <hr/> <hr/> <hr/> <hr/> <hr/> <hr/> <hr/>
--	---



HEART + PAPER STRIPS CUT OUT

