

SEASONAL NATURE TABLE

Creating a nature display area is a great way to honour the current season and start noticing the changes that different seasons bring. Using the nature bingo activity, you can go for a nature walk, even in your own backyard or neighbourhood, and take a close look at what you can see. Can you see leaves starting to turn different colors? Flowers opening up? What insects are around, is it hot or cold? Collect pieces that are unique to that season to display on your nature table.

Once you have a collection of things that are special to your area at this time of year, create a display and decorate with items supplied here.

Light up your display with a lantern, and use your collection to let everyone know what you love about each season with the gratitude rainbow.

parent's notes:

Please keep in mind where you are when collecting natural objects. Private land or national parks may not allow you to take anything away. Public places or your own backyard are perfect for collecting, but make sure to be respectful of the environment and not take too much.

requirements



scissors



glue (optional)



printed pages




pens or pencil



electric candle
or flash light



crayons



SEASON LANTERNS

Many cultures use lanterns for celebration in Autumn. These lantern templates can be used to add some light and interest to your seasonal nature display whatever season you are in.

Once the templates are printed, you can use some of your favorite leaves to do some leaf rubbings with crayons. Place the leaves under the paper and rub with the side of a crayon to add some color and texture to your paper (print on to the thinnest paper you have so the texture can come through).

Next, gently fold along the dotted line and cut the shapes out of the middle. These will create little holes for light to shine through. You can use the shapes to decorate your table or to use in collage. An adult can help you cut them out.

Cut out the rest of the lantern and insert the tabs into the slots.

You can leave the curved top edge up, or you can fold the tallest ones together to form an arch. This will allow the lantern to be hung off a branch or string if you like.

Use the season labels to add a name to your nature table.

requirements



scissors



glue (optional)



printed pages



crayons



electric candle
or flash light





spring



autumn

fall

GRATITUDE RAINBOW

As you are taking notice of the changing seasons, take some time to think about what you like best about this time of year. Write something you love, or are thankful for on this gratitude rainbow.

You might like to use collage to add some of your nature finds to the rainbow, or simply color it in.

During lockdown in 2020, because of COVID-19, many families started hanging rainbows in their windows as a symbol of hope and joy. You can use this rainbow template to add to your windows, or you can display it as part of your nature display.

requirements



scissors



printed pages



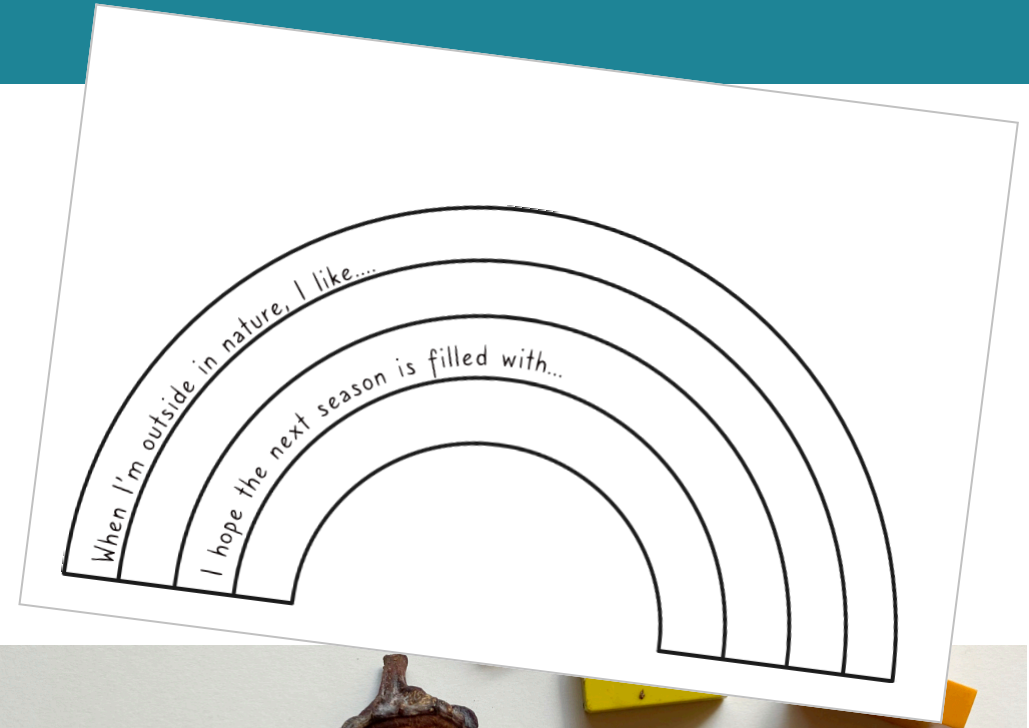
pens or pencil

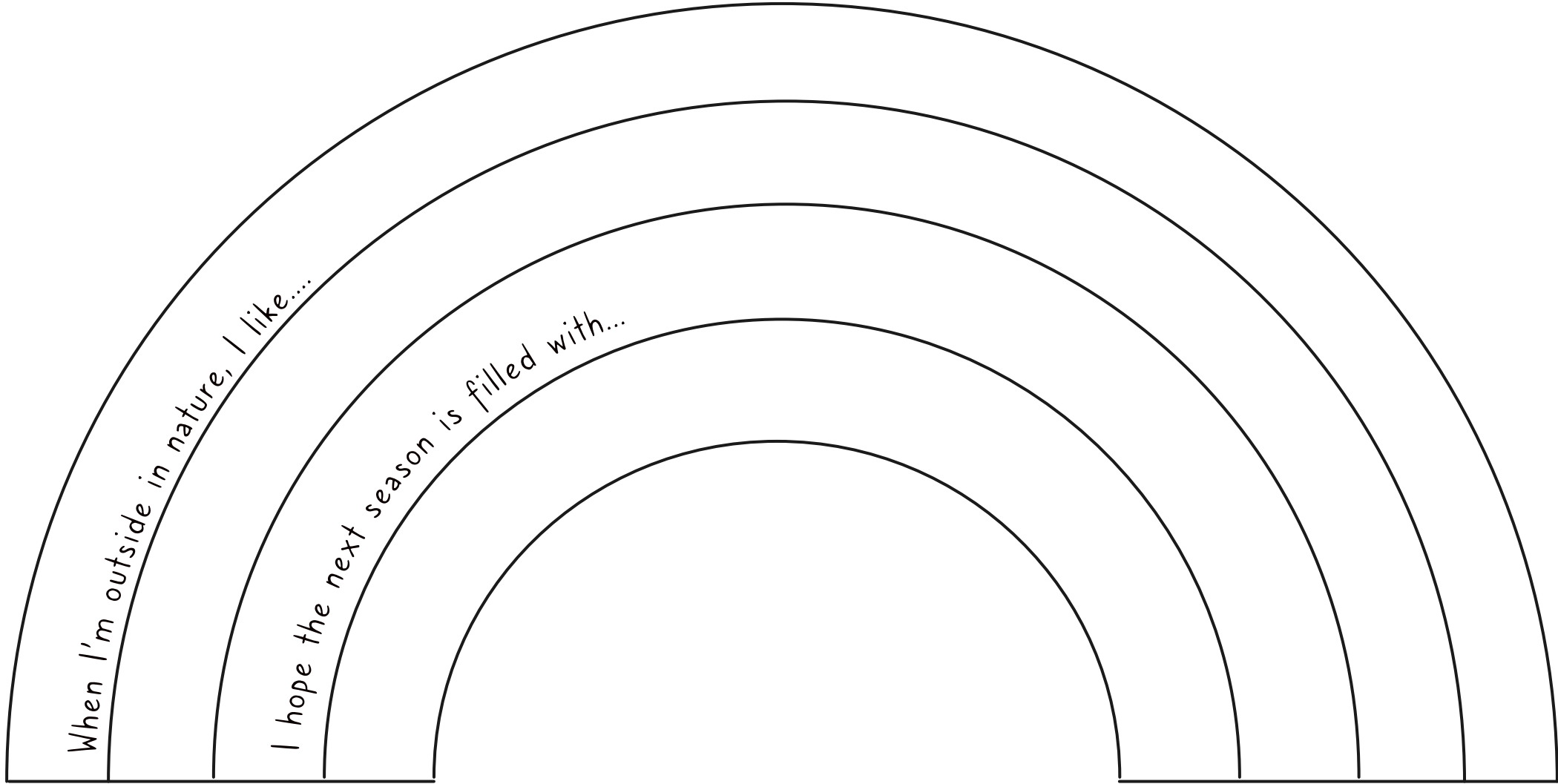


glue

further reading...

[You can read more about window rainbows in the BBC article titled "Coronavirus: Rainbow pictures springing up across the country".](#)





When I'm outside in nature, I like....

I hope the next season is filled with...