

Christmas PICTURE FRAMES

- 1 Print frame and stand on cardstock, cut both.



- 2 Fold stand along the dashed line.



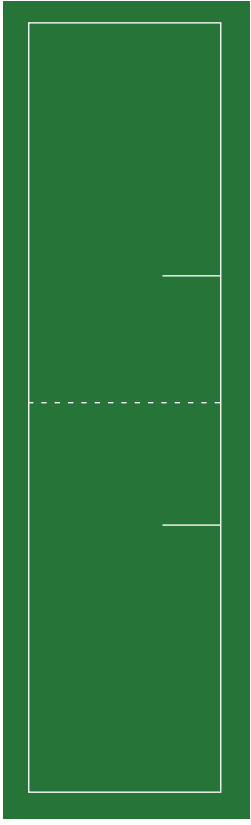


- 3 Cut 2 very thin openings on both sides of the stand to place the frame.



- 4 Attach photo with tape on the back of the frame and place on top of the stand through its little openings.





Design by Dariela Cruz
WWW.MAMITALKS.COM



Design by Dariela Cruz
WWW.MAMITALKS.COM