



# Make your own bunny!




1) Glue the inner ears to the yellow base of the ears




2) Glue these to the top of the head





3) Glue the snout between the eyes.



4) Glue the belly fur on (roughly in the middle, don't worry about getting it slightly off)



5) Glue the tail behind the body



6) Glue the arms on either side



7) Glue the legs underneath the body



8) Now for all the accessories!



9) Glue two of the eggs on the edges of the basket



10) Glue the middle egg slightly lower than the rest of the eggs. This means the bunny's paw can reach through



11) You might want to glue the accessories to your bunny, or keep them loose to swap around!

