




Money Card Envelope






Instructions

Tools:

Scissors
Glue

How to make it:

- Take the Printable Sheet and cut along the dotted lines.
- Make slits over the given markings as shown below

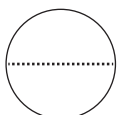


Back

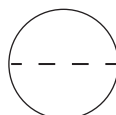
With flap open

- Fold the side flaps and apply glue on them
- Now, paste the glued sides on the back flap

Cut Mark



Fold Mark



Glue



Print the page



GLUE

GLUE

Eidmubarak

