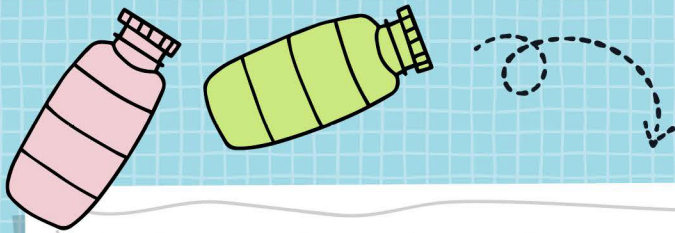


## PAPER (NOT PLASTIC!) BEADS



Davina Durgana is a statistician who uses her math skills to advocate for human rights around the world.



Look around your house: how many things are made from plastic? Plastic is cheap, easily moldable, and lightweight, which saves companies a lot of money. But it also hurts the environment. That's because plastic is made from fossil fuels, which contribute to global warming. Also, lightweight single-use plastic often ends up blowing into our oceans and harming and killing sea animals.

So what can you do? As a consumer, which is someone who buys things, you can **\*stop\*** buying or using plastic items and choose to be a more mindful consumer instead. That means you will search for a more eco-friendly replacement or make one yourself. In this activity, you'll learn how to recycle paper and transform it into beads. Your recycled beads can be used to make necklaces, bracelets, or even a beaded curtain for the door frame of your bedroom.

### FUN FACT:

Paper is easily recyclable and it decomposes much faster than plastic. That means less litter and less risk to wildlife.





## YOU WILL NEED:

- Magazines, newspapers, catalogs, or junk mail
- Scissors
- Straw or pencil
- Glue
- Mod Podge
- Foam brush
- Jute twine or yarn



## SAFETY FIRST!

Always ask  
an adult  
for  
permission  
and  
help.



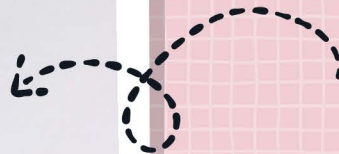
## STEP 1:

Cut scrap paper into 1/2-inch wide vertical strips (for tube-shaped beads) or triangular strips (for oblong beads).



## STEP 2:

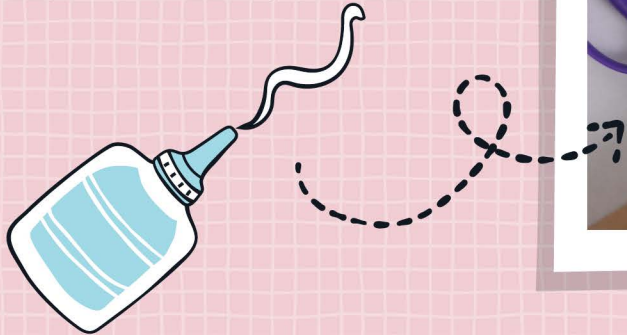
Roll the paper strip  
along the straw or  
pencil.





## STEP 3:

Seal the edge with glue. Let dry.




## STEP 4:

Continue making beads until you have enough for a bracelet.



## STEP 5:


Seal the finished beads with Mod Podge and a foam brush. Let dry on a paper plate.





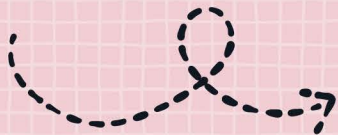
## STEP 6:

String dry beads onto a piece of jute twine. Tie the ends in a double knot.



## DONE!

Your paper bead bracelet is done!







# THINK ABOUT IT!



How can your family make more earth-friendly choices the next time you go shopping? Brainstorm ways that you can reduce the number of plastic products that your family uses on a daily basis. Replace plastic straws with reusable metal or silicon ones. Switch from body wash in a plastic bottle to bar soap in a paper box. How else do your daily choices affect the environment?



**Say No  
To PLASTIC**



**ORGANIC**



**SAVE  
THE  
PLANET**



## LEARN MORE:

**A Smart Girl's Guide to Making a Difference**  
by Melissa Seymour  
American Girl, 2020

**The Plastic Problem**  
by Aubre Andrus  
Lonely Planet Kids, 2020

**Math is Everywhere: What are the Chances?**  
by Rob Colson  
Children's Press, 2017

