





PAPER DREIDEL STRAWS

| ASSEMBLY INSTRUCTIONS | |
|---|------------------|
|  _____ | Cut on this line |
| ----- | |
| YOU WILL NEED: | |
|  | Craft Knife |
|  | Scissors |
|  | Straws |



PAPER DREIDEL STRAWS

1. Print page 2 on HP Brochure Paper 180g (cardstock).
2. Cut out the paper dreidel designs.
3. Using the craft knife, cut the two slits in the middle.
4. Thread the straw through the two slits.
3. Add the straws to your drinks and enjoy!

