

# Cancer Care 2022 Impact Report





# On behalf of the Cancer Care leadership team at Corewell Health in West Michigan, we are pleased to share with you our **first cancer care annual impact report** ▲



High-quality care that meets our patients where they are at is and always has been our goal. Each year, we look at cancer incidence within our communities to find ways to enhance our ability to prevent, screen and provide access to the best possible treatments and research for our patients and their families.

Meeting patients where they are at also means building trust among all of the communities we serve. Our physicians and team members bring both expertise and compassion to everything they do—expanding our outreach, reducing health disparities and inequities, and coming alongside our patients as they fight possibly the hardest battle of their lives.

Our not-for-profit cancer program is accredited by the Commission on Cancer, the National Accreditation Program for Breast Centers, the American College of Radiation Oncology and the Foundation for the Accreditation of Cellular Therapy. These prestigious accreditations validate our programmatic approach, clinical decision-making, outcomes and commitment.

Most importantly, it's our patients' strength, grace and courage that inspire us every day to keep doing what we're doing.

We hope you find this report encouraging and insightful as we continue our journey to provide exceptional care to all.

**Anas Al-Janadi, MD**  
Vice President, Department Chief  
Cancer Health

**Barbara J. Schmidtman, PhD**  
Vice President, Operations  
Cancer Health





**This is a significant accomplishment and a testament to our team's dedication to cancer care. The accreditation affirms that our patients and families have access to world-class cancer care across our entire network.**

– Barbara J. Schmidtman, PhD



# MEETING THE MARK.

Our patients' quality of life before, during and after cancer treatment is the best evidence of the merits of our care. And earning recognition from external organizations provides even more validation of the important work we do.

Every three years, the Commission on Cancer performs an extensive survey of our cancer care services. Following its survey in September, the CoC fully accredited the Corewell Health (the new name for Spectrum Health) Integrated Network Cancer Program in October.

The CoC, established by the American College of Surgeons, is a consortium of professional organizations dedicated to improving survival and quality of life for patients with cancer through standard-setting, prevention, research, education and the monitoring of comprehensive quality care.

"This is a significant accomplishment and a testament to our team's dedication to cancer care," says Barbara J. Schmidtman, PhD, vice president, operations, cancer health. "The accreditation affirms that our patients and families have access to world-class cancer care across our entire network."

The CoC's report concluded, "The cancer program leadership and clinical teams are dedicated to oncology services and providing quality care. Spectrum Health has done an excellent job partnering with community organizations for screening and prevention activities, which is key to maximizing community participation."

We are honored to earn this affirmation from this esteemed organization.

Emerson Lim, MD, Oncology & Hematology, is passionate about using innovative technologies and treatments to improve the quality of life for cancer patients.



## The Integrated Network Cancer Program includes:

- ✓ Lettinga Inpatient Cancer Center in Grand Rapids
- ✓ Lemmen-Holton Cancer Pavilion in Grand Rapids
- ✓ Cancer Center at Gerber hospital in Fremont
- ✓ Susan P. Wheatlake Regional Cancer Center in Reed City
- ✓ Cancer Center at United hospital in Greenville
- ✓ Cancer Center at Zeeland Community hospital in Zeeland
- ✓ Cancer Center at Pennock hospital in Hastings
- ✓ Cancer Center at Ludington hospital in Ludington

# REACHING A SIGNIFICANT MILESTONE

In November 2022, the Adult Blood and Bone Marrow Transplant Team celebrated a major milestone with its 1,000th transplant—which was for one of our very own Corewell Health team members.

The ABMT program was established in 2013 to provide stem cell transplants in West Michigan. In 2017, services were expanded to include CAR T-cell therapy.

Transplants can change the course of a person's life by providing their body with what they need to fight cancers such as leukemia, lymphoma, multiple myeloma and

other diseases. Bone marrow transplants help fight disease by replacing damaged or diseased bone marrow with healthy cells from a patient's own body or from a donor. CAR T-cell therapy is a form of immunotherapy that harnesses the patient's own immune system to fight cancer cells.

Transplants require a high level of care and caregiver support. This milestone is a testament to our team's compassion and dedication to their patients, our communities and each other.



Jeffrey Conzelmann, a leukemia patient, found a perfect bone marrow donor in his brother.



Adult Blood and Bone Marrow Transplant Team celebrated 1,000 transplants.

1,000

transplants by the Adult  
Blood and Bone Marrow  
Team since 2013



Only ABMT program  
in West Michigan and  
one of four in the state

Accredited by the  
Foundation for the  
Accreditation of  
Cellular Therapy



# CARE THAT COMES TO YOU.



Many of these women are uninsured or underserved. Many have transportation barriers. So, this is a great opportunity for them to get screened. Some told us they wouldn't have been able to get a mammogram otherwise.

— Stephanie Strotheide  
Corewell Health mammography tech


Mammograms can provide crucial early detection for breast cancer. But some women can't easily travel to one of our care locations for screening. Enter our Mobile Mammography Unit, a 45-foot bus nicknamed "Betty," designed to overcome the biggest challenge to screenings: access.

We've been hitting the road for more than 25 years, with the goal of making it easier for women to get a mammogram. In 2019, we began a partnership with the Intertribal Council to bring mammograms to Native Americans in the Upper Peninsula. Since January 2020, nearly 400 mammograms have been provided to women in these communities. For many, it was the first mammogram they had ever received.

Betty travels 1,200 miles round trip each summer, conducting 20 screenings a day. By providing outreach to those with location, social or financial barriers (like those who would have to take time off work), the mobile team helps ensure that everyone who needs a mammogram can get one.

The mobile unit completed 11,466 mammograms between 2020 and 2022. This year, cervical screenings will also be offered, in addition to mammograms.

## More Breast Care Highlights



100+

patients seen at the new high-risk breast clinic in Zeeland, since opening in October, under fellowship-trained surgeon Jessica Thompson, MD



11,466


mobile mammography screenings since 2020

3,129

mammography results in 30 minutes via "While You Wait" program at the Women's Health and Wellness Center—the only location in West Michigan offering this service



# LIFTING THE BURDEN



Every patient’s cancer experience can bring anxiety and uncertainty. For many patients, the burden is compounded by financial challenges.

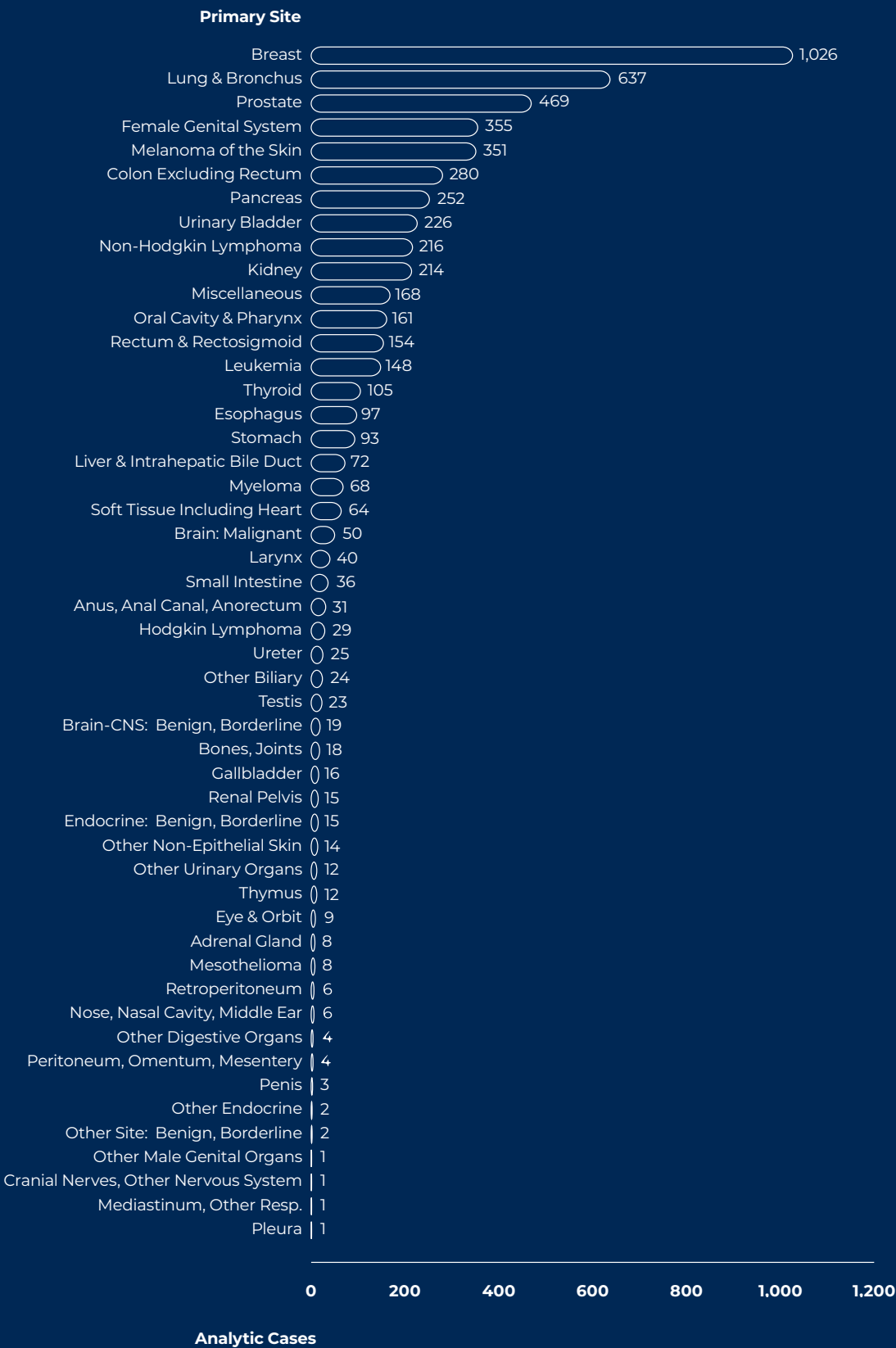
Our Cancer Care Team is committed to helping families weather this storm. This year, we took a step forward in assisting our patients by hiring our first financial navigator. A licensed social worker and financial advisor, our navigator is dedicated to supporting patients’ clinical, financial and mental health through emotional and social support, as well as insurance optimization and guidance.

“Having a financial navigator to walk my patients through insurance coverage and financial assistance programs has helped to mitigate many of the concerns that they have about travel, workup and treatment,” said Mae Zakhour, MD, gynecologic oncology. “It allows me to build a better therapeutic alliance with patients when the financial aspect is being addressed and managed to their satisfaction. I think financial navigation is imperative to any functional cancer center.”

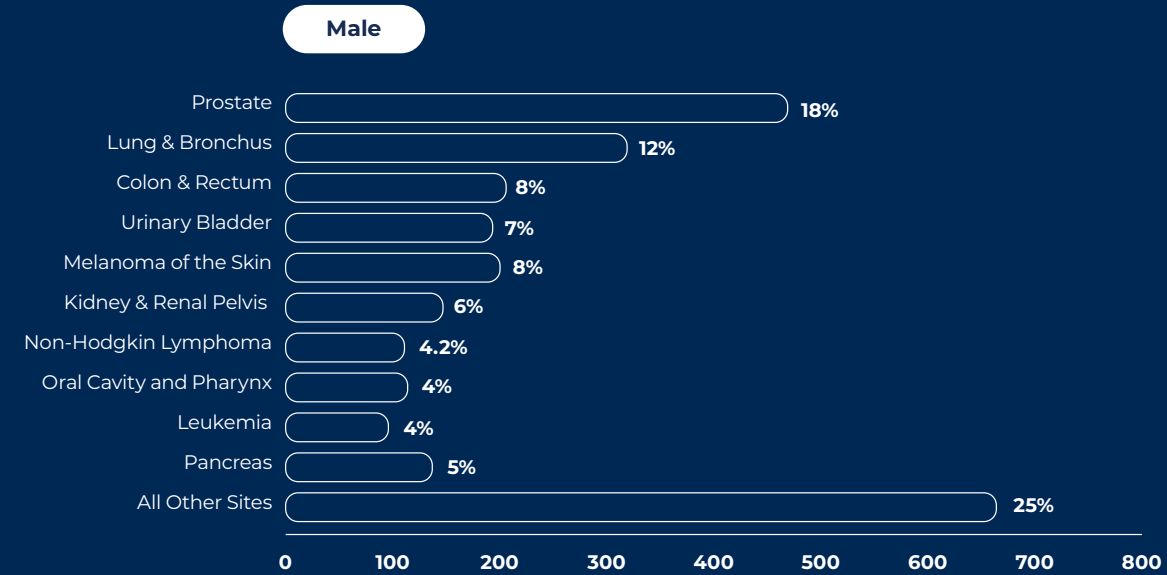
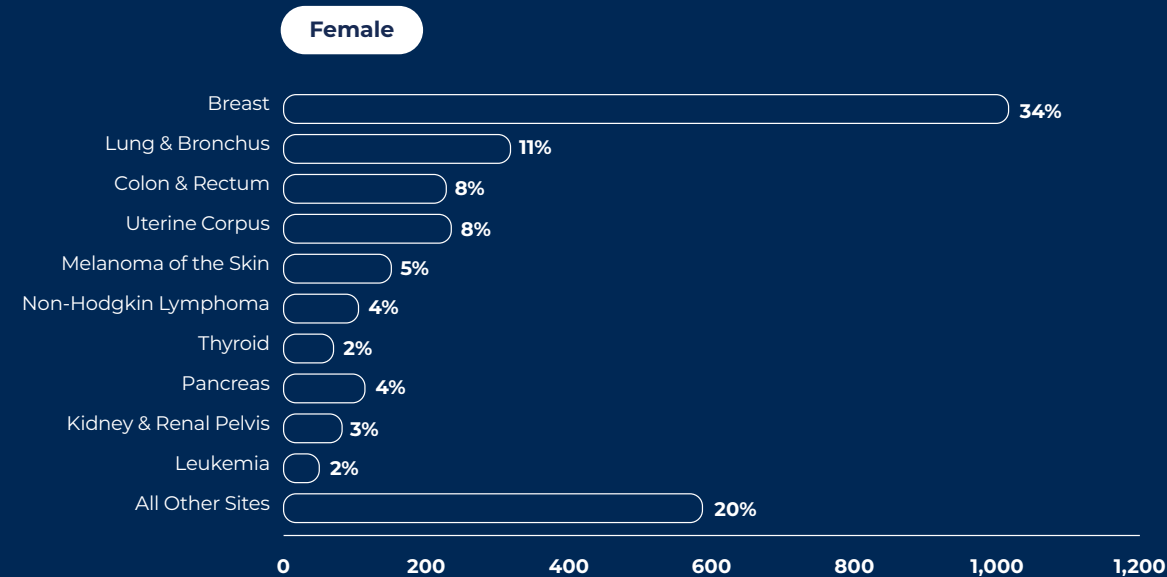
- ✓ **911** Patients served
- ✓ **495** Newly diagnosed patients seen
- ✓ Assisting with costs and funding related to:
  - Oral/injection medication
  - Infusion assistance
  - Medicaid enrollment
  - Optimized insurance
  - Foundation support
  - Billing errors caught
- ✓ **\$301,062** Estimated benefit to Corewell Health
- ✓ **\$558,477** Estimated benefit to patients

Data is over a 10-month period in CY2022.

Distribution of Analytic Cancer Cases by Primary Site



## Comparison of 2022 Analytic Cancer Cases by Gender



## LOOK IN THE MIRROR



Kathy Walker, a pancreatic cancer patient, is fitted for a wig at Beautiful You.

Adjusting to physical challenges and coming to terms with appearance changes are essential steps in the cancer journey.

At the Lemmen-Holton Cancer Pavilion, the Beautiful You team comes alongside patients as they create a new self-image. In addition to head shaves, wig fittings, trims and makeup consultations, stylists began offering paraffin wax dips and scalp and hand massages. More than 200 patients benefited from our services in 2022.

“When they say, ‘Beautiful You,’ that’s what it makes you feel like,” said Kathy Walker, a pancreatic cancer patient. “It makes you feel like a woman again.”

Thanks to continued philanthropic support, supportive care services expanded at Lemmen-Holton Cancer Pavilion and our hospitals in West Michigan. At Reed City hospital, supportive care now includes music therapy, yoga and expressive arts. We also help provide patient assistance for transportation, lodging, dental assistance, nutritional supplements and more.

“They’re in the fight of their life,” said Rebekah Pokorzynski, a stylist at Beautiful You. “When they ask how much a hat or wig is and I tell them it’s free, they always get a tear in their eye. For them, it’s a relief. A gift. Something they don’t have to worry about.”

2600

Patients served by Beautiful You in Grand Rapids in 2022

# PINPOINT TREATMENT.


Ever since battling prostate cancer in 2007, Ben Weykamp takes an annual blood test to check his PSA, or prostate-specific antigen. After years of registering zero, his PSA came back at 2.1 ng/mL in January. In May, it was 5.1. His cancer was back.

Ben Weykamp, now 81, and his wife Nancy sat down with a multispecialty cancer team at Lemmen-Holton Cancer Pavilion. The team consisted of a surgical urologist, a radiation oncologist and a medical oncologist. What they recommended was a new kind of scan called a prostate-specific membrane antigen PET scan, which would help pinpoint areas for radiation treatment. In July, Weykamp underwent five high-dose treatments, one every other day for 10 days.

After the treatment, his PSA returned to zero. He was in remission again, and cleared to resume his many hobbies, including fishing, golf, yardwork and photography.

Weykamp credits his vigilance in getting annual PSA tests and the skill of the Lemmen-Holton team in providing precise treatments. He also cherishes the personal care of the entire Lemmen-Holton team. When Weykamp set up his May appointment, he mentioned that he and his wife were celebrating their 60th wedding anniversary. At the end of his appointment, team members walked in with a cake congratulating the couple.

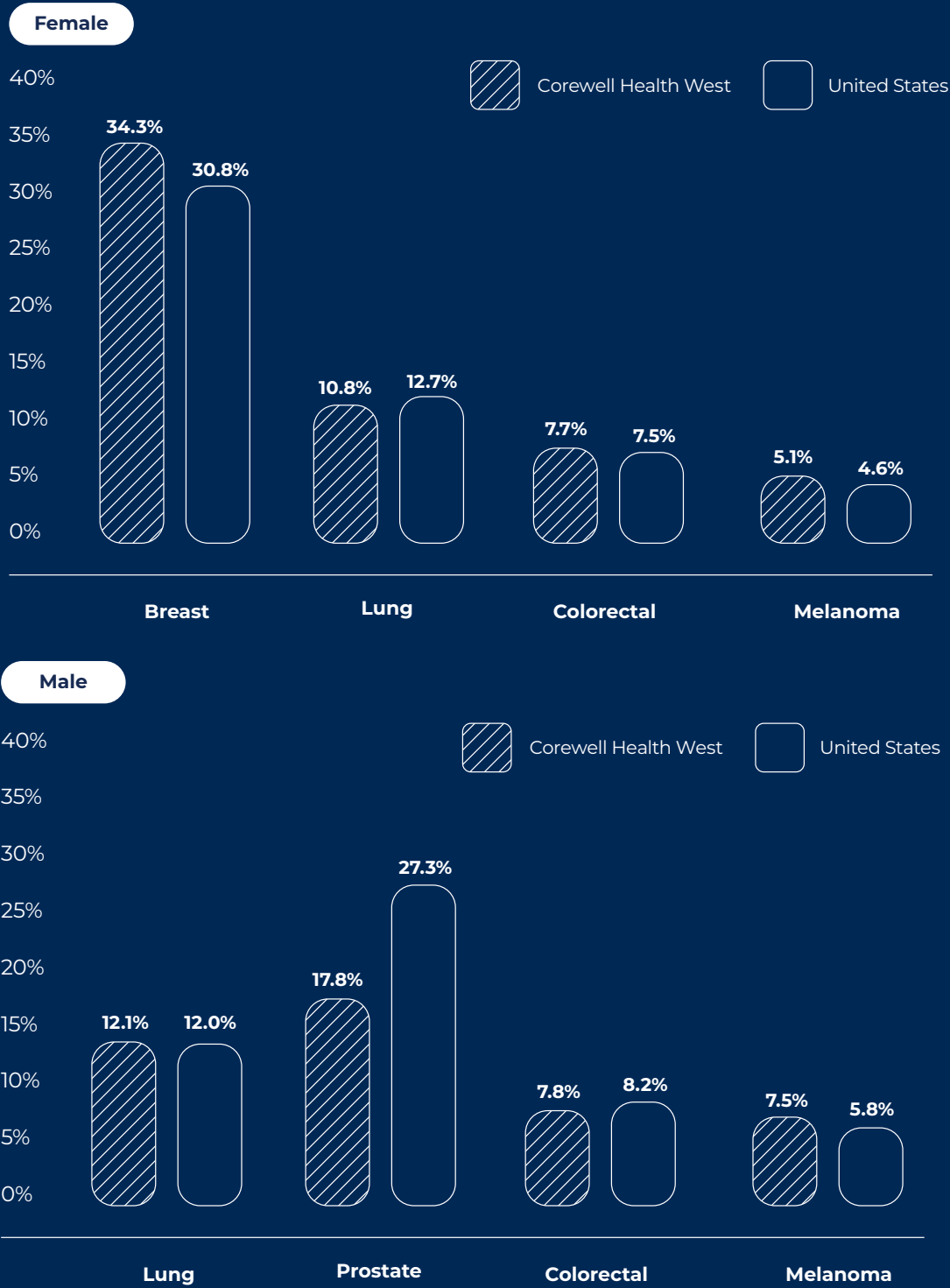
“It was just the sweetest thing ever,” Weykamp said. “Here we sat through two to three hours of stressful stuff and they come in with a cake for us. That’s the kind of people we were dealing with.”



**Those are just nice, good,  
compassionate people.  
You can’t teach that.  
It’s just inside those people.**

– Ben Weykamp

Five Most Common Cancer Site Analytic Cases  
by Gender Compared to 2022 United States Data\*





# OUR PURPOSE

As the largest not-for-profit cancer care provider in West Michigan, we provide a full range of cancer services including prevention, screening and diagnosis, personalized cancer treatment, integrative therapies, supportive care services, access to clinical trials and leading edge technology.

### Our Specialists and Experts

We offer more than 150 cancer specialists and nearly 600 team members specially trained in cancer care. That means patients have access to a team that covers every aspect of cancer care and can benefit from specific areas of expertise.

Many of our cancer experts are:

- Fellowship trained and board certified
- Faculty at Michigan State University College of Human Medicine
- Active in clinical research and education
- Engaged at the state and national levels in professional societies and leadership

### Our Multispecialty Teams

Our multispecialty teams bring a wealth of expertise and knowledge in various areas of medicine.

They meet with patients in a single appointment to discuss treatment options, coordinate next steps and answer questions. Patients receive a personalized plan by the end of the appointment. Patients also benefit from disease site-specific tumor boards, where physicians gather input from colleagues.

Corewell Health was the first in West Michigan to use this approach, a hallmark of nationally recognized cancer centers. We are the only cancer center in the area to offer multispecialty teams for a wide variety of cancers.

### Our Locations

Our Integrated Cancer Network spans West Michigan with:

- **8 - Cancer Centers**
- **14 - Betty Ford Breast Care locations**
- **1 - Mobile mammography bus**

### About Corewell Health

People are at the heart of everything we do, and the inspiration for our legacy of outstanding outcomes, innovation, strong community partnerships, philanthropy and transparency. Corewell Health is a not-for-profit health system that provides health care and coverage with an exceptional team of 60,000+ dedicated people—including more than 11,500 physicians and advanced practice providers and more than 15,000 nurses offering services in 22 hospitals, 300+ outpatient locations and several post-acute facilities—and Priority Health, a provider-sponsored health plan serving over 1.2 million members. Through experience and collaboration, we are reimagining a better, more equitable model of health and wellness. Visit [corewellhealth.org](https://corewellhealth.org).



Trinidad Luevano's care team included a social worker to help meet many other needs in addition to her clinical treatment.



Music therapy was key in easing Megan Brightbill's anxiety after her breast cancer diagnosis.



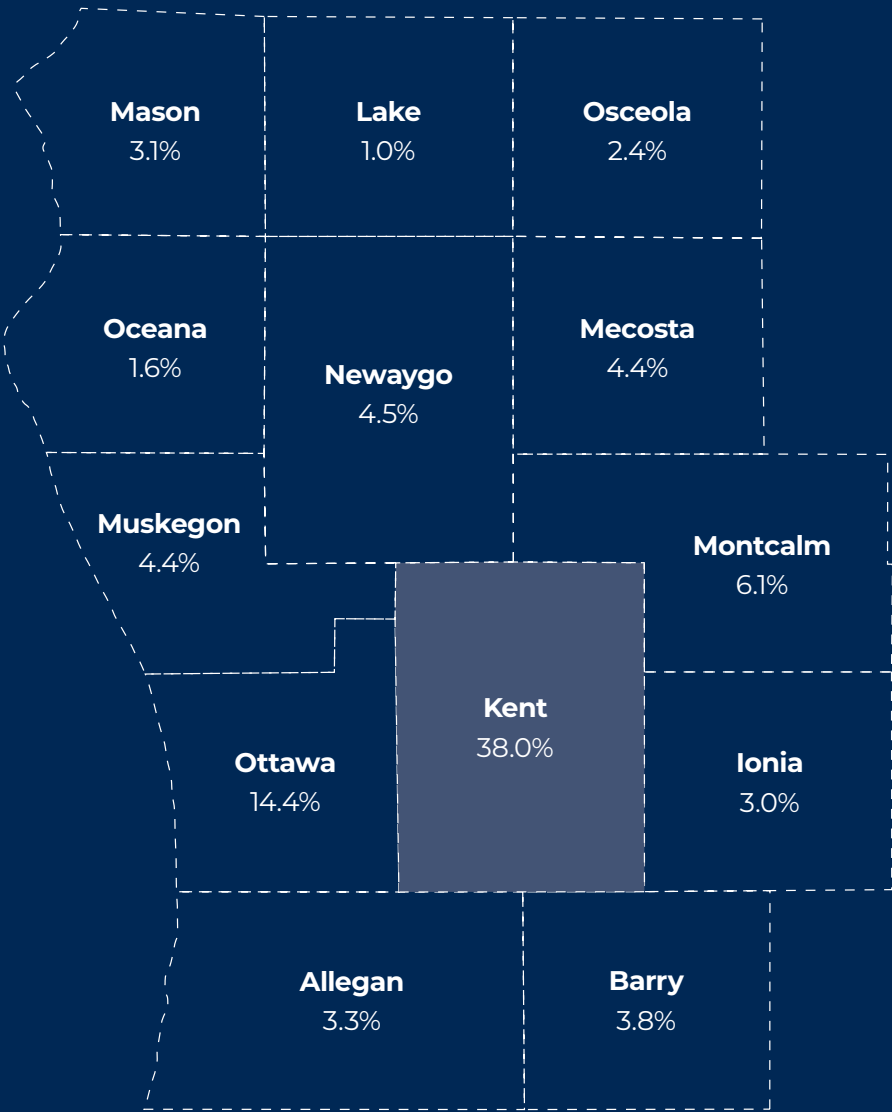
"I fought. I endured. I ring the bell in CELEBRATION," reads Dani Trochelman's personal bell that she rang after completing her chemotherapy.

Gene Barnard, an appendix cancer patient, celebrated his one-year mark after surgery with a 100-mile bike trip.





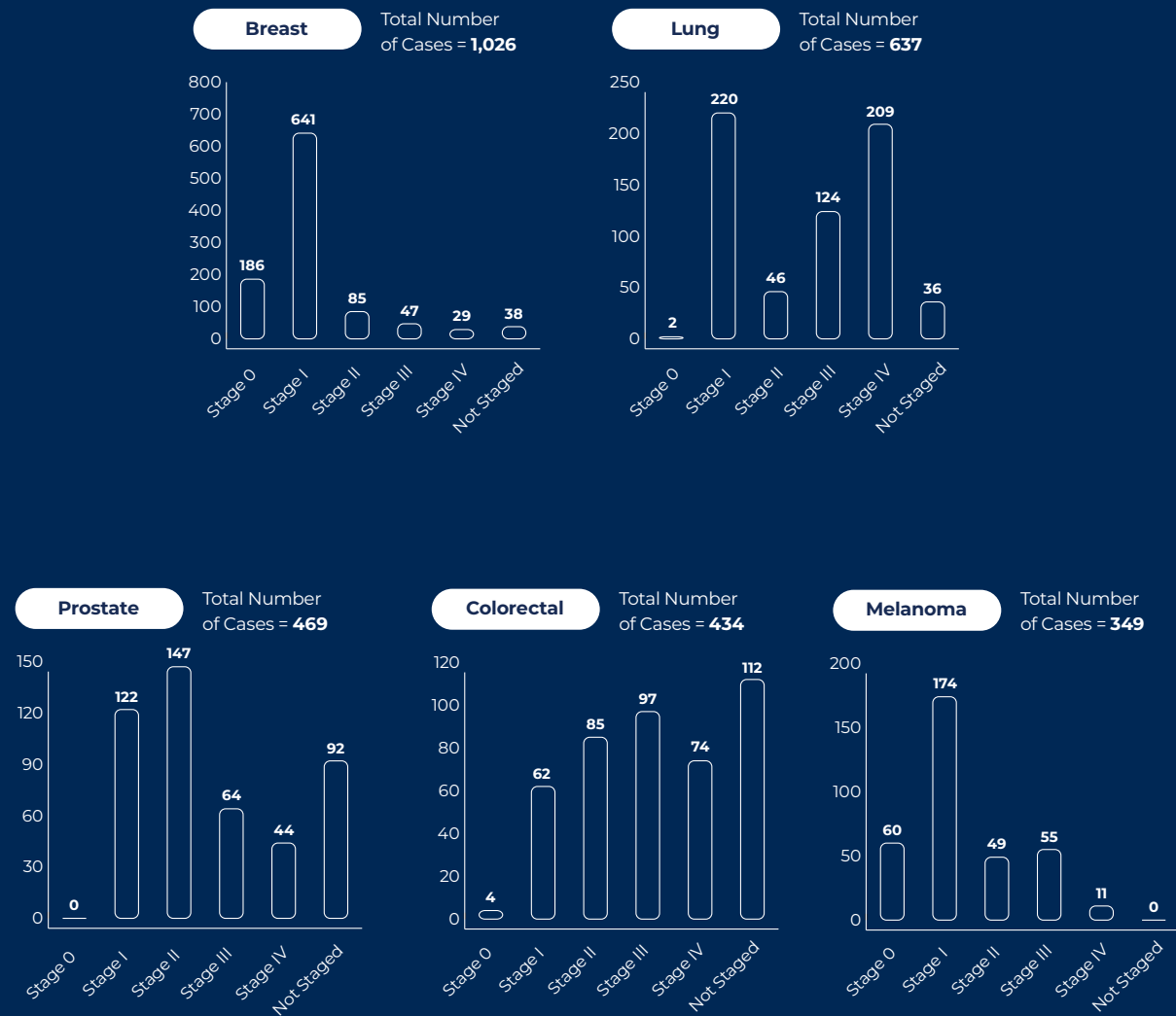
Distribution of Analytic Cancer Cases by Michigan County



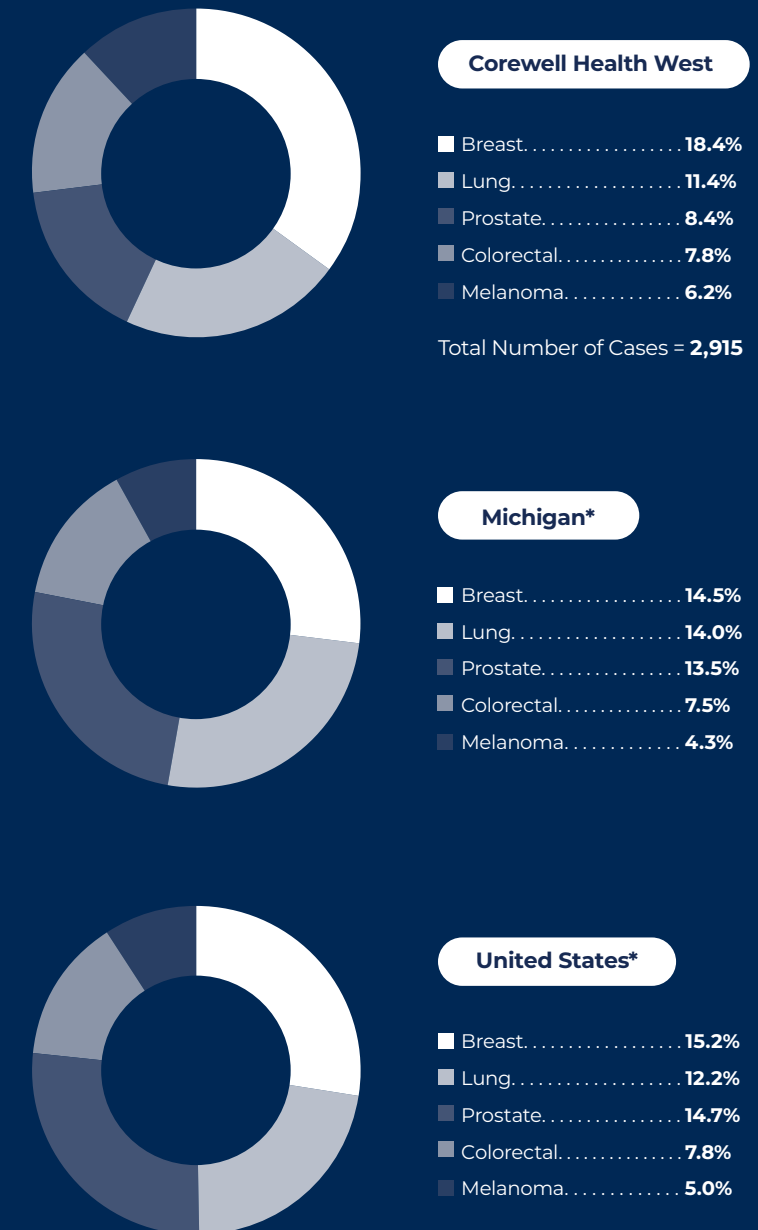
All Other Michigan Counties .....9.6%

Out of State .....0.5%

## Five Most Common Cancer Sites Distributed by Stage



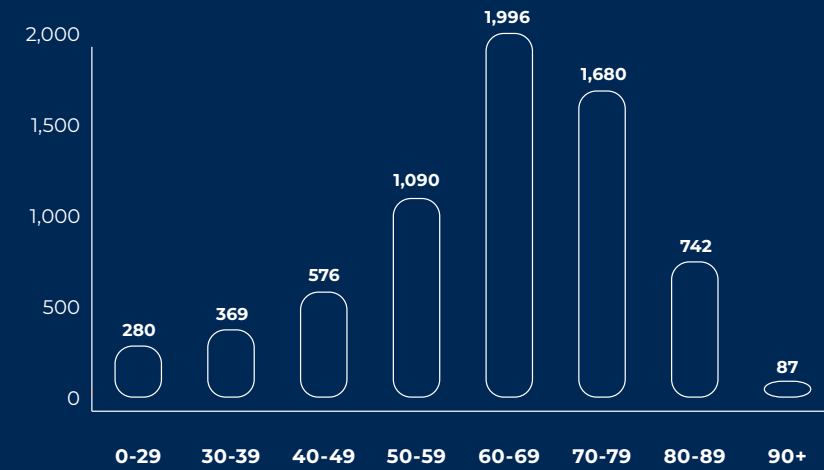
## Five Most Common Cancer Sites Compared to Michigan and the United States\*



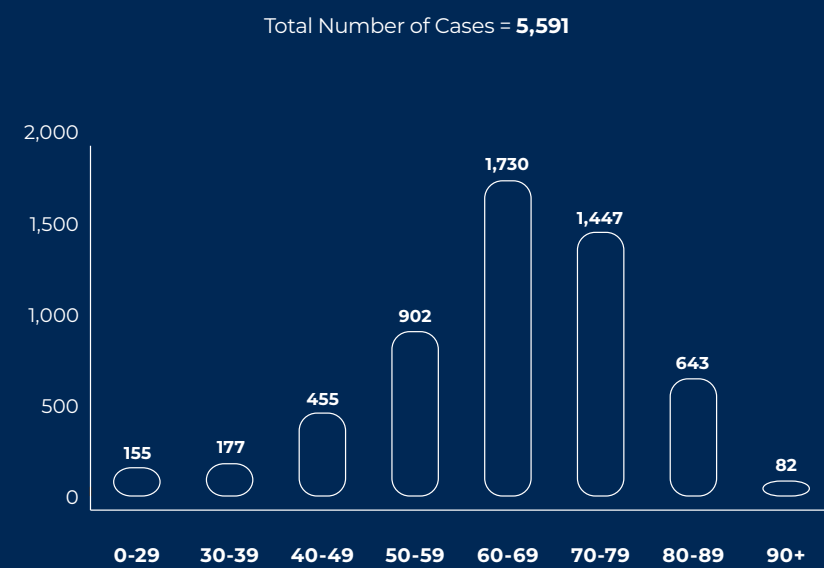
\*Source: American Cancer Society, 2022  
Note: Urinary bladder is ranked fifth in Michigan (4.8%).



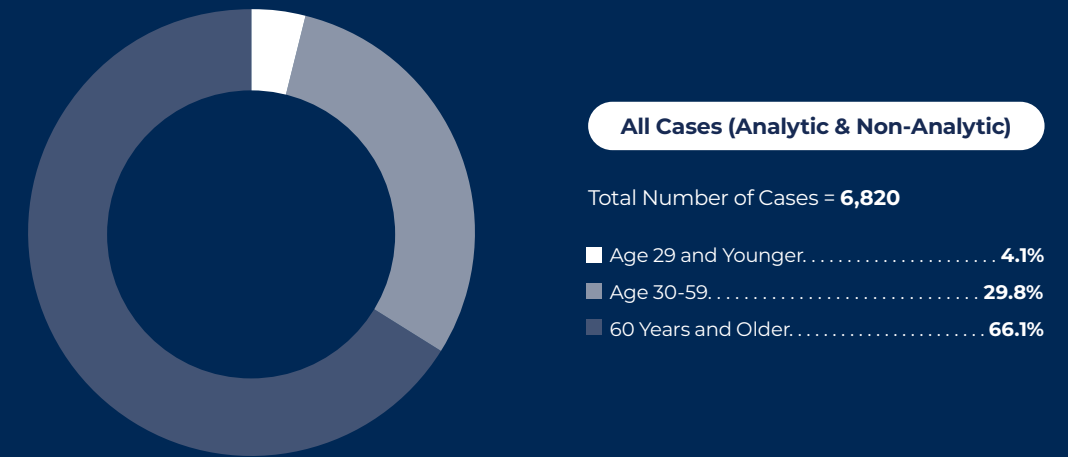
Total Cancer Cases by Age Decade



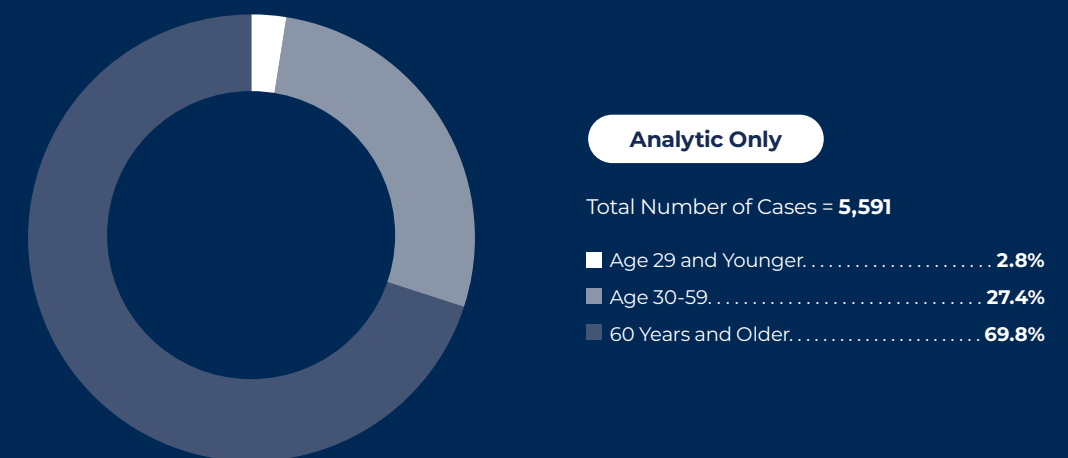
Total Analytic Cancer Cases by Age Decade



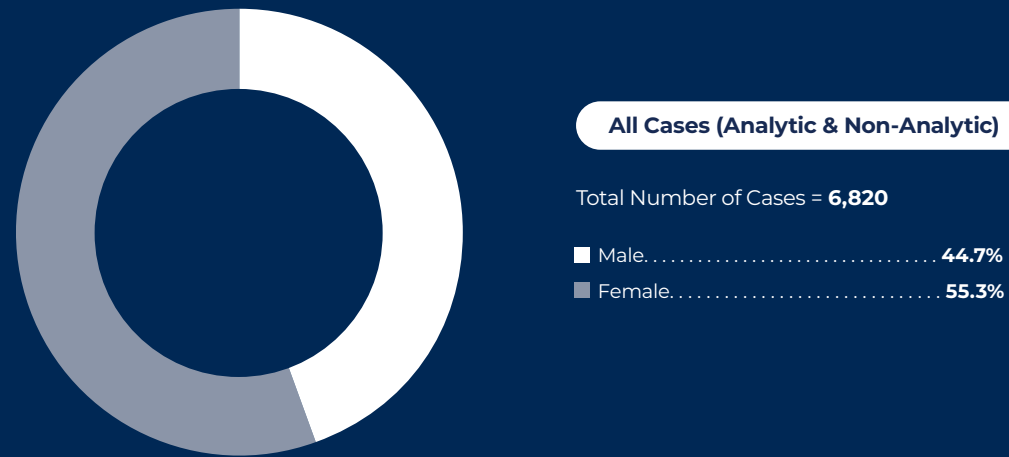
2022 Age Distribution – Total Cases



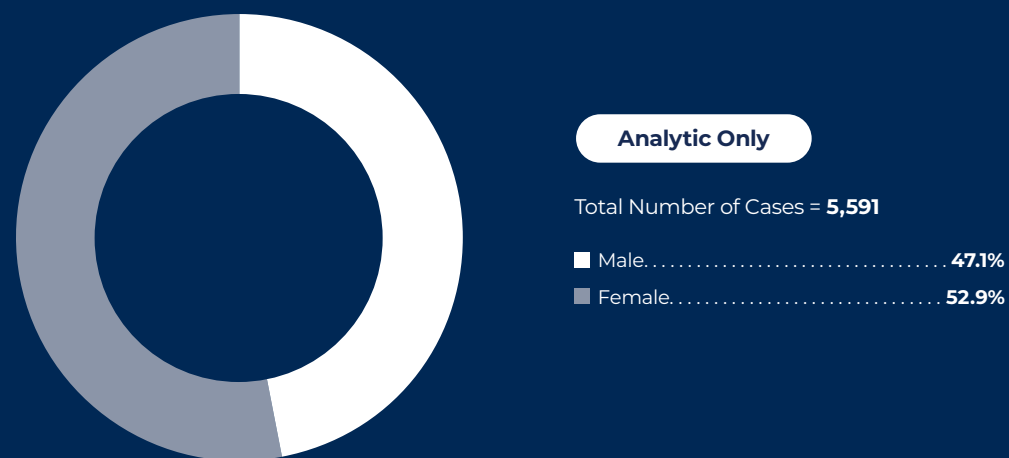
2022 Age Distribution – Analytic Cases



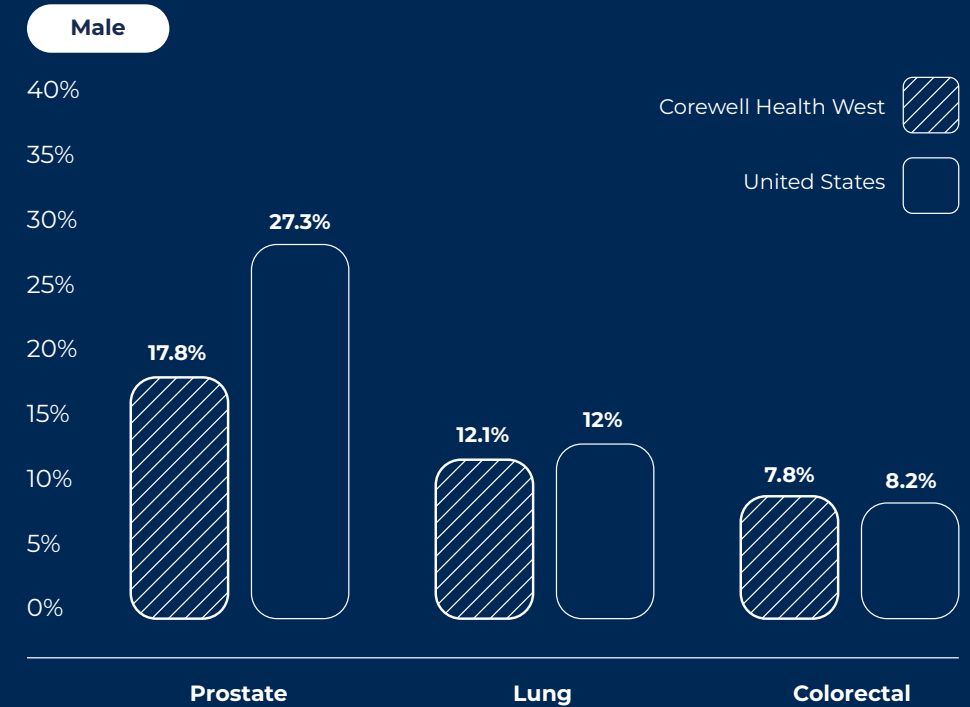
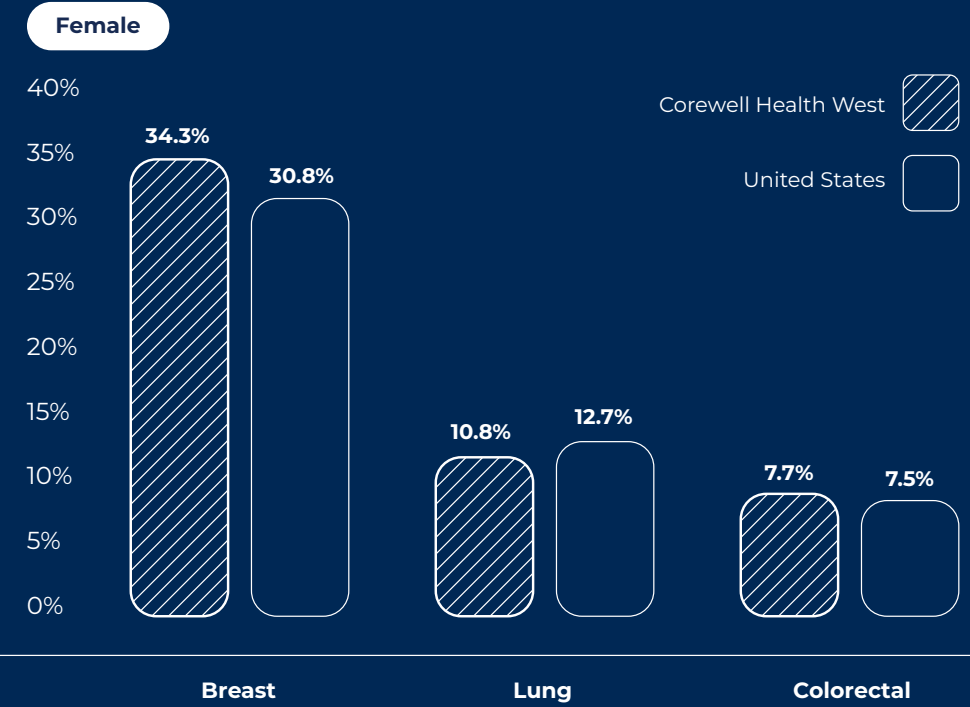
## 2022 Ratio of Male to Female Patients – Total Cases



## 2022 Ratio of Male to Female Patients – Analytic Cases



## Three Most Common Female and Male Cancer Sites Compared to 2022 United States Data



Summary: Analytic Cancer Cases by Body, System and Gender

PRIMARY SITE	TOTAL	PERCENT	MALE	PERCENT	FEMALE	PERCENT
ORAL CAVITY & PHARYNX	161	2.9%	114	4.3%	47	1.6%
Lip	6	0.1%	3	0.1%	3	0.1%
Tongue	53	0.9%	43	1.6%	10	0.3%
Salivary Gland	9	0.2%	3	0.1%	6	0.2%
Floor of Mouth	6	0.1%	2	0.1%	4	0.1%
Gum, Other Mouth	30	0.5%	16	0.6%	14	0.5%
Tonsil	30	0.5%	27	1.0%	3	0.1%
Nasopharynx	4	0.1%	2	0.1%	2	0.1%
Oropharynx	8	0.1%	5	0.2%	3	0.1%
Hypopharynx	11	0.2%	10	0.4%	1	0.0%
Other Oral Cavity & Pharynx	4	0.1%	3	0.1%	1	0.0%
DIGESTIVE SYSTEM	1,069	19.1%	589	22.4%	480	16.2%
Esophagus	97	1.7%	79	3.0%	18	0.6%
Stomach	93	1.7%	65	2.5%	28	0.9%
Small Intestine	36	0.6%	24	0.9%	12	0.4%
Colon Excluding Rectum	280	5.0%	126	4.8%	154	5.2%
Appendix	43	0.8%	15	0.6%	28	0.9%
Ascending Colon	41	0.7%	17	0.6%	24	0.8%
Cecum	60	1.1%	25	0.9%	35	1.2%
Descending Colon	18	0.3%	11	0.4%	7	0.2%
Hepatic Flexure	16	0.3%	7	0.3%	9	0.3%
Large Intestine, NOS	13	0.2%	5	0.2%	8	0.3%
Sigmoid Colon	53	0.9%	30	1.1%	23	0.8%
Splenic Flexure	4	0.1%	3	0.1%	1	0.0%
Transverse Colon	32	0.6%	13	0.5%	19	0.6%
Rectum & Rectosigmoid	154	2.8%	80	3.0%	74	2.5%
Rectosigmoid Junction	19	0.3%	11	0.4%	8	0.3%
Rectum	135	2.4%	69	2.6%	66	2.2%
Anus, Anal Canal, Anorectum	31	0.6%	8	0.3%	23	0.8%
Liver & Intrahepatic Bile Duct	72	1.3%	44	1.7%	28	0.9%
Intrahepatic Bile Duct	36	0.6%	20	0.8%	16	0.5%
Liver	36	0.6%	24	0.9%	12	0.4%
Gallbladder	16	0.3%	5	0.2%	11	0.4%
Other Biliary	24	0.4%	16	0.6%	8	0.3%
Pancreas	252	4.5%	138	5.2%	114	3.9%
Retroperitoneum	6	0.1%	3	0.1%	3	0.1%
Peritoneum, Omentum, Mesentery	4	0.1%	1	0.0%	3	0.1%
Other Digestive Organs	4	0.1%	–	0.0%	4	0.1%
RESPIRATORY SYSTEM	685	12.3%	358	13.6%	327	11.1%
Nose, Nasal Cavity, Middle Ear	6	0.1%	2	0.1%	4	0.1%
Larynx	40	0.7%	35	1.3%	5	0.2%
Pleura	1	0.0%	1	0.0%	–	0.0%
Lung & Bronchus	637	11.4%	319	12.1%	318	10.8%
Non-Small Cell	538	9.6%	267	10.1%	271	9.2%
Small Cell	84	1.5%	44	1.7%	40	1.4%
Other Lung	15	0.3%	8	0.3%	7	0.2%
Mediastinum, Other Respiratory	1	0.0%	1	0.0%	–	0.0%
BONES & JOINTS	18	0.3%	13	0.5%	5	0.2%
SOFT TISSUE INCLUDING HEART	64	1.1%	36	1.4%	28	0.9%
SKIN EXCLUDING BASAL & SQUAMOUS	365	6.5%	208	7.9%	157	5.3%
Melanoma of the Skin	349	6.2%	199	7.6%	152	5.1%
Other Non-epithelial Skin	14	0.3%	9	0.3%	5	0.2%
BREAST	1,026	18.4%	10	0.4%	1,016	34.3%
Female Breast	1,016	18.2%	–	0.0%	1,016	34.3%
Male Breast	10	0.2%	10	0.4%	–	0.0%

PRIMARY SITE	TOTAL	PERCENT	MALE	PERCENT	FEMALE	PERCENT
FEMALE GENITAL SYSTEM	355	6.3%	–	0.0%	355	12.0%
Cervix Uteri	27	0.5%	–	0.0%	27	0.9%
Corpus & Uterus, NOS	235	4.2%	–	0.0%	235	7.9%
Corpus Uteri	234	4.2%	–	0.0%	234	7.9%
Uterus: NOS	1	0.0%	–	0.0%	1	0.0%
Ovary	44	0.8%	–	0.0%	44	1.5%
Vagina	4	0.1%	–	0.0%	4	0.1%
Vulva	27	0.5%	–	0.0%	27	0.9%
Other Female Genital Organs	18	0.3%	–	0.0%	18	0.6%
MALE GENITAL SYSTEM	496	8.9%	496	18.8%	–	0.0%
Prostate	469	8.4%	469	17.8%	–	0.0%
Testis	23	0.4%	23	0.9%	–	0.0%
Penis	3	0.1%	3	0.1%	–	0.0%
Other Male Genital Organs	1	0.0%	1	0.0%	–	0.0%
URINARY SYSTEM	492	8.8%	343	13.0%	149	5.0%
Urinary Bladder	226	4.0%	172	6.5%	54	1.8%
Kidney	214	3.8%	139	5.3%	75	2.5%
Renal Pelvis	15	0.3%	8	0.3%	7	0.2%
Ureter	25	0.4%	13	0.5%	12	0.4%
Other Urinary Organs	12	0.2%	11	0.4%	1	0.0%
EYE & ORBIT	9	0.2%	3	0.1%	6	0.2%
Eye & Orbit: Melanoma	8	0.1%	3	0.1%	5	0.2%
Eye & Orbit: Non-Melanoma	1	0.0%	–	0.0%	1	0.0%
BRAIN, OTHER NERVOUS SYSTEM	70	1.3%	35	1.3%	35	1.2%
Brain: Malignant	50	0.9%	25	0.9%	25	0.8%
Cranial Nerves, Other Nervous System	1	0.0%	–	0.0%	1	0.0%
Brain-CNS: Benign, Borderline	19	0.3%	10	0.4%	9	0.3%
ENDOCRINE SYSTEM	142	2.5%	61	2.3%	81	2.7%
Thyroid	105	1.9%	35	1.3%	70	2.4%
Thymus	12	0.2%	10	0.4%	2	0.1%
Adrenal Gland	8	0.1%	5	0.2%	3	0.1%
Other Endocrine	2	0.0%	2	0.1%	–	0.0%
Endocrine: Benign, Borderline	15	0.3%	9	0.3%	6	0.2%
LYMPHOMA	245	4.4%	127	4.8%	118	4.0%
Hodgkin Lymphoma	29	0.5%	16	0.6%	13	0.4%
Hodgkin – Extranodal	1	0.0%	1	0.0%	–	0.0%
Hodgkin – Nodal	28	0.5%	15	0.6%	13	0.4%
Non-Hodgkin Lymphoma	216	3.9%	111	4.2%	105	3.5%
NHL – Extranodal	77	1.4%	41	1.6%	36	1.2%
NHL – Nodal	139	2.5%	70	2.7%	69	2.3%
MYELOMA	68	1.2%	40	1.5%	28	0.9%
LEUKEMIA	148	2.6%	96	3.6%	52	1.8%
Lymphocytic Leukemia	74	1.3%	46	1.7%	28	0.9%
Acute Lymphocytic Leukemia	28	0.5%	13	0.5%	15	0.5%
Chronic Lymphocytic Leukemia	45	0.8%	32	1.2%	13	0.4%
Other Lymphocytic Leukemia	1	0.0%	1	0.0%	–	0.0%
Non-Lymphocytic Leukemia	73	1.3%	50	1.9%	23	0.8%
Acute Myeloid Leukemia	50	0.9%	35	1.3%	15	0.5%
Chronic Myeloid Leukemia	23	0.4%	15	0.6%	8	0.3%
Other Leukemia	1	0.0%	–	0.0%	1	0.0%
Other Acute Leukemia	1	0.0%	–	0.0%	1	0.0%
MESOTHELIOMA	8	0.1%	6	0.2%	2	0.1%
MISCELLANEOUS	168	3.0%	97	3.7%	71	2.4%
OTHER: BENIGN, BORDERLINE	2	0.0%	1	0.0%	1	0.0%
TOTAL	5,591	100.0%	2,633	100.0%	2,958	100.0%



